

Dhananjayaro Gadgil Library



GIPE-PUNE-098108

APPENDICES

TO THE

RESOLUTION

(No. 2409, dated 23rd November 1897)

ON THE

ADMINISTRATION OF FAMINE RELIEF

IN THE

NORTH-WESTERN PROVINCES AND OUDH

DURING THE YEARS 1896 AND 1897.

VOL. II.



ALLAHABAD:

North-Western Provinces and Oudh Government Press.

1897.

Y:4353:67.252.N

C7.2

98108

VOLUME II.

TABLE OF CONTENTS.

	PAGE.
I.—Notes of conferences held by His Honor the Lieutenant-Governor and Chief Commissioner, in connection with scarcity and relief operations in the North-Western Provinces and Oudh, 1896-97	1—121
II.—Memorandum by Sanitary Commissioner, North-Western Provinces and Oudh, on public health, with tables of death-rate and birth-rate	123—146
III.—Memorandum by Inspector-General of Civil Hospitals, North-Western Provinces and Oudh, on the medical arrangements made during the period of famine relief operations	147—150
IV.—Memorandum by Commissioner of Excise on the effect of famine on the Excise revenue...	151—158
V.—Statistics of advances for wells, &c.	159—167
VI.—Statement of suspensions and remissions of revenue in the North-Western Provinces and Oudh, 1897	168—169
VII.—Statistics of numbers relieved in the North-Western Provinces and Oudh during 1896 and 1897	170—206
VIII.—Statements showing expenditure incurred in the Civil Department, as distinguished from the Public Works Department, in connection with famine relief operations	207—221
IX.—Statement of prices (fortnightly) from November 1896 to October 1897	222—235
X.—Statements of imports and exports of food grains from October 1896 to September 1897	236—253
XI.—Comparative statement showing reported crimes from October. 1896 to September 1897	254—267

APPENDIX I.

Notes of conferences held in connection with scarcity and relief operations in the North-Western Provinces and Oudh, 1896-97.

No. $\frac{7885.}{1-58}$ OF 1896.

RESOLUTION.

REVENUE (SCARCITY) DEPARTMENT.

Dated Allahabad, the 17th March 1896.

READ the following :—

Memorandum on Famine Relief Operations in Bundelkhand.

A meeting was held at Jhānsi on 11th and 12th March 1896, to discuss questions connected with famine relief in Bundelkhand. There were present—

His Honor the Lieutenant-Governor, *presiding*.

The Commissioner of Allahabad.

The Collectors of Jhānsi, Jalaun, Banda, and Hamirpur.

The Sub-Divisional Officers of Karwi, Mahoba, and Lalitpur.

The Chief Engineer, Buildings and Roads Branch.

The Superintending Engineer, Executive Engineer, and the District Engineers of the Bundelkhand districts.

The Inspector-General of Civil Hospitals.

The Civil Surgeon of Jhānsi.

His Honor said that he had summoned this meeting in order to hear from the local officers their opinion as to the condition of each district, and to discuss with them the arrangements to be made for relief. The object of the Government in its famine relief policy in Bundelkhand was twofold—*first*, so far as possible, to keep the people employed near their homes, and so to prevent the disintegration of villages: and, *secondly*, to secure that the expenditure on famine relief should be of permanent benefit to the several districts and should help towards their commercial development and agricultural security. Useful feeder roads and facilities for irrigation would thus be the chief aim of the relief works. His Honor desired to indicate the general policy to be adopted, so that all officers should understand the plan of operations and the end to be kept in view. They would then be in a position to meet each emergency as it occurred, and further instructions from Government would become unnecessary. Famine relief is essentially a matter in which, subject to a general policy, reasonably wide latitude and initiative must be left to those who are immediately concerned in seeing that relief is properly distributed.

2. The first question discussed was the maximum number of persons for whose relief provision must be made. The harvest is still in progress: and the great bulk of the labouring population at present find employment in that way. They are, however, beginning to come to the relief works now in greater numbers: the numbers on these works having risen from 13,859 to 36,030 between 29th February and the 7th March. Distress is likely to be most severe about the middle of the month of May, and the following figures were accepted for each district as showing the average daily numbers for whom relief would have to be provided during the

period of greatest stress. It is not thought that such period will last more than one month :—

						<i>Persons.</i>
Jalaun	30,000
Jhānsi	30,000
Bānda	50,000
Hamīrpur	30,000
Total						<u>140,000</u>

3. Hitherto the relief works, expanding as they have done from test works, have been under the supervision of the Commissioner and the Collector, the services of the District Engineer being placed entirely at the Collector's disposal. Many of the works now in progress are large works, on which more than 1,000 persons are employed. It is desirable that in future all road works should be carried out by the Public Works Department in accordance with the rules of Chapter VI of the Famine Code. The lists of sanctioned and proposed works were scrutinized; and it was found that in some district, especially Jalaun, more works are necessary to give employment to the numbers expected to come upon relief in May and June. The Chief Engineer was requested to see that a full programme was prepared, that due provision was made for the necessary funds (Article 30), and to arrange for taking over the works from 1st April.

An important point to be borne in mind is that if there be a choice of works, no work should ordinarily be undertaken which cannot be brought to completion or nearly to completion during the progress of relief operations.

4. Measures of relief other than that of work on roads fall within the province of the Commissioner and Collector. They are (1) advances for the relief of distress under the Agriculturist's Loans Act, 1884; (2) small works, especially the excavation and restoration of village tanks, wells, and storage reservoirs; (3) suspensions and remissions of revenue; (4) poorhouses; (5) State kitchens; (6) other measures of relief enumerated in the Code.

5. Under the rules contained in Board's Circular No. 5B—IV, advances for the relief of distress may be made to owners and occupiers of arable land, to enable them and their dependants to subsist till the ripening of the next crop. The sums which are provisionally allowed to each district for expenditure on these advances are—

						<i>Rs.</i>
Jalaun	40,000
Jhānsi	30,000
Bānda	50,000
Hamīrpur	40,000
Total						<u>1,60,000</u>

The Commissioner should apply for further sums if they are required.

These advances should be made on the joint responsibility of the village community, or at the least to a substantial portion of the community in its corporate capacity. They should not be granted to individuals. The Collector should call on the communities to give a statement of how much they require to support their weaker members; the loans should be repayable without interest after a year; and the people should clearly understand

the conditions of the grant. The Commissioner should prepare a simple form of agreement, reciting the object of the advance, admitting the joint and several liability of the signatories for its repayment, and fixing dates for the repayment, which may be in instalments.

6. There are a great number of village tanks and reservoirs scattered throughout Bundelkhand. Many of these have silted up, or the earthen embankments have been gradually washed away. The excavation and repair of these reservoirs is an excellent relief work. Employment will be provided for the people near their homes; the work is easy and congenial to the people, and the amount of work done can without difficulty be measured up. Official supervision of these works, while in progress, will be reduced to a minimum. When it has been decided that a tank should be excavated, a rough estimate of the amount of earth to be dug should be made. The rates at which the labour will be paid should be fixed, and the supervision of the work might be entrusted to the headmen of the village which will benefit by the work. Advances may, if necessary, be made to start the work, and periodical payments may be made on intermediate measurements. On completion the quantity of earth excavated should be measured up, and the account closed by payment for the labour done at the rates previously fixed. The headmen should be required to keep a list of the persons employed by them and of the wages earned by each party working together. A sum of Rs. 20,000 is placed at the disposal of the Collector of each district for expenditure on this class of work. These works should materially lighten the pressure of numbers on the larger works. There is no objection to this form of relief being combined with advances for agricultural improvement, in which case the amount to be given by Government as a free grant would be diminished.

7. The statistics of the present *rabi* harvest are not yet complete. They will be ready by the middle of April before rents or revenue become payable, and will show the area which remained unsown this year, and the area on which the crops, though sown, failed to germinate. When the cultivated area is known, and the estimate of the outturn has been prepared, orders will be given regarding suspensions and remissions. The present imperfect estimates point to something over 10 lakhs as the amount of revenue to be suspended in the four districts; but it is thought that this may admit of reduction.

8. All District Officers have made arrangements for the opening of poorhouses as necessity may demand, and the provisions of Chapter VIII of the Code have been studied and are understood. There is no need at present for State kitchens; children unable to labour, of whom there are a large number at the relief works, are, in accordance with the Code rule (Article 99), in receipt of gratuitous relief, which is given to their parents employed on the work. Mothers employed on works with children-in-arms should receive a wage for the children.

9. The duties of medical officers are described in Chapter XIV of the Code. Regular monthly reports should be submitted by each Civil Surgeon to the Inspector-General of Civil Hospitals, who will prepare an abstract of these reports for the information of the Government.

The staff of Hospital Assistants in each district has been already increased; but an Assistant Surgeon will be placed at the disposal of the Commissioner, to visit any district where his services may be wanted. A Hospital Assistant should be deputed for each work on which more than 1,000 persons are employed, and each district should have one Hospital Assistant in reserve.

10. The gazetted staff of each district has been strengthened and is sufficient. The Board of Revenue will be requested to raise the number of naib tahsildárs deputed to famine duty in Bundelkhand to twenty-four—six to each district. The majority of these naib tahsildárs will be employed under the Public Works Department as paymasters on large works. All sub-overseers who can be spared from the Irrigation Department in Bundelkhand will be placed under the orders of the District Engineer for employment on the relief works.

11. The system of accounting for expenditure on famine relief is not clearly explained in the Code. The test relief works have served their end in these districts and have been replaced by regular relief operations. From 1st April 1896 expenditure on road work will be incurred in the Public Works Department, and will be accounted for in accordance with Article 174 of the Code. District Officers should close their expenditure on roads on 31st March, and submit complete accounts to the Accountant-General for other expenditure. The Commissioner and Collectors will follow the procedure laid down in Chapter XV of the Code. There seems to be some discrepancy between Article 173 and Article 176 as to the proper debiting of charges on account of extra establishments, such as additional hospital assistants and additional naib tahsildárs. On this point a reference will at once be made to the Accountant-General, and he will be requested to see that the money expended up to date in test relief works (Rs. 88,000 has been distributed to Collectors for such test works, but all this may not have been expended) is duly audited and accounted for.

12. As regards reports to the Local Government, difficulty has been, and greater difficulty would in the future be, experienced by the submission of weekly reports. Nor is it now necessary that detailed weekly reports should be submitted, having regard to the information furnished by the weekly crop and weather report. Fortnightly reports will in future be substituted for the weekly reports prescribed in G. O. No. 554S., dated 24th February. The report for the fortnight ending 14th March should be despatched by Collectors on Thursday, 19th March, at latest, and the Commissioner's report should reach Government on the following Tuesday. The same intervals should be observed in future reports.

13. A grant of Rs. 50 a month will be made to each Collector of the Bundelkhand districts for four and-a-half months, commencing from 15th March, to meet the cost of additional clerical establishment temporarily employed. A grant of Rs. 100 a month for the same period and for the same purpose will be made to the Commissioner. The Lieutenant-Governor will be prepared to consider proposals submitted by the Commissioner and Superintending Engineer for moderate allowances to officers on famine relief works, including naib tahsildárs.

14. Collectors must pay special attention to the provision of food at the relief centres. It will probably be found advisable to enter into communication with some of the principal grain sellers, so that they may arrange to send up food and establish shops along the line of roads where relief works are in progress.

15. The question of opening the Government forests as a fodder reserve should now be considered by the Commissioner in consultation with the Forest Department. Government will approve any well-considered proposal to open the forests for the extraction, subject to necessary precautions, of fodder. They will also be freely opened for the extraction of edible jungle fruit.

ORDER.—Ordered that copies of the above be circulated as follows :—

- (1) To Secretary to the Board of Revenue, North-Western Provinces and Oudh, for the information of the Board, and for issue of the necessary orders with reference to paragraph 10 of the memorandum.
- (2) To the Chief Engineer, North-Western Provinces and Oudh, for information, and for issue of such further instructions as may be necessary with reference to paragraphs 3, 10, 11, and 13 of the memorandum.
- (3) To the Inspector-General of Civil Hospitals, North-Western Provinces and Oudh, for information and issue of the necessary instructions with reference to paragraph 9 of the memorandum.
- (4) To the Accountant-General, North-Western Provinces and Oudh, for report and necessary action with reference to paragraph 11 of the memorandum.
- (5) To the Commissioner, Allahabad Division, and the Collectors of Banda, Hamirpur, Jhānsi, and Jalaun, for information and guidance.
- (6) To the Secretary to this Government in the Financial Department for information, and for issue of the necessary orders with reference to paragraphs 6 and 13 of the memorandum.

Ordered also that a copy be submitted to the Secretary to the Government of India, Revenue and Agricultural Department, for the information of His Excellency the Governor-General in Council.

Minutes of a Conference held at Naini Tal on May 2nd, 1896, with reference to famine relief operations in Bundelkhand.

PRESENT:

- His Honor the Lieutenant-Governor and Chief Commissioner.
 Mr. G. R. C. Williams, Commissioner, Allahabad Division.
 „ J. O. Miller, Financial Secretary.
 „ C. W. Odling, Secretary, Public Works Department.
 „ C. G. Palmer, Superintending Engineer, 3rd (Allahabad) Circle.
 „ H. F. Evans, Chief Secretary to Government.

THE Lieutenant-Governor opened the proceedings by expressing his satisfaction with the general manner in which his orders had, under Mr. Williams' and Mr. Palmer's direction, been carried out for the relief of distress in Bundelkhand, and congratulated these gentlemen and their District Officers on the great success which had hitherto crowned their exertions in an undertaking of much difficulty and magnitude.

1. The question first discussed was the revision of the estimate of the probable expenditure in the Public Works Department in Bundelkhand on famine relief works up to the end of October next. The estimate is based, as also was the discussion of the subject throughout, on the assumption that the coming rains would be seasonable.

A memorandum submitted by Mr. Palmer gave an estimate of the average daily attendance on the Public Works Department relief works that might be expected in the ensuing months as detailed below:—

In May	205,000
„ June	166,000
„ July	80,500
„ August...	16,500
„ September	12,500
„ October	6,500

Calculating the probably expenditure on the basis of the actual expenditure in April and including all charges on account of establishment, tools and plant (subsequently hutting as may be necessary), Mr. Palmer estimates the average monthly expenditure at the rate Rs. 2 per mensem per head (amounting to 12½ pies diem). Excluding charges for establishment, tools and plant, and having regard to wages of relief labour only, the average daily wage falls at about 9½ pies per head per day.

Having regard to the experience of the last serious famine in the North-Western Provinces in 1877—79, as recorded in the “Report on the Scarcity and Relief Operations in the North-Western Provinces and Oudh during the years 1877, 1878, and 1879,” and considering the scales of prices current and the wages prescribed by Chapter VI and Appendix E of the Famine Code, this estimate of average daily cost is less than was incurred in that famine, and may be taken as a moderate estimate of expenditure. In 1877—79 the average wage on relief works, exclusive of charges for tools and plant, was 13.04 pies per head per diem (page 411 of the report mentioned above).

Working on the basis stated above and taking the actual expenditure in April as Rs. 3,00,000, Mr. Palmer's estimate for the expenditure in the Public Works Department for the whole period of scarcity from April to October would be Rs. 11,76,000.

		Ra.
April	...	3,00,000
May	...	4,25,000
June	...	3,32,000
July	...	61,000
August	...	33,000
September and October	...	25,000
Total	...	11,76,000

But in view of the moderation of the estimate of expenditure per head and

having regard to the unexpectedness with which vast numbers have come on the relief works for a famine wage (an indication of the impoverishment of a large section of the population of Bundelkhand), the conference considered that it would be safer to make a provision of 12 lakhs of rupees, or even 13 lakhs of rupees, to be completely on the safe side.

2. Turning now to the methods of relief more immediately within the control of the Commissioner, a statement submitted by Mr. Williams was examined, in which the expenditure on those other methods of relief referred to in paragraphs 4 and 6 of the minutes of the Jhānsi conference, and excluding advances of all kinds under the Board's Circular No. 5B-IV, was shown at Rs. 70,820 for April (actuals, but subject to correction) and at an estimate of Rs. 97,200 for May. Mr. Williams is not prepared to say that the distribution of this sum, as shown in the statement, over the several districts is quite what he approves, but he thinks that, broadly speaking, the total may be considered suitable for May.

For the rainy months up to September it is not likely that this expenditure will be sensibly diminished, unless people go to the works managed by the Public Works Department in greater number than is now anticipated. The experience of the Behar Famine of 1874 showed that this kind of relief increases during June, July, and August, and only begins to decrease towards September. It is therefore thought that the estimate for June and July may be taken

		Rs.	
April	...	70,820	at Rs. 1,00,000 per mensem, and that
May	...	97,200	Rs. 1,50,000 will suffice for the remain-
June	...	1,00,000	der of the scarcity period—August to
July	...	1,00,000	end of October. The total under the
August to October	...	1,50,000	head of expenditure will be, in round
		<hr/>	numbers, Rs. 5,00,000.
Total	...	5,17,520	

This amount added to the expenditure of 12 lakhs in the Public Works Department makes a total of irrecoverable expenditure amounting to 17 lakhs of rupees from 1st April to the end of the period of scarcity (assuming that the ensuing monsoon is normal).

These results differ somewhat, but not very widely, from what the Lieutenant-Governor had himself calculated. Having regard to the numbers which have come on relief—rapidly rising from about 36,000 in the beginning of March to over 206,000 in the beginning of May—it may be considered probable that we shall have to support a daily average of 175,000 people for four months, or (say) 210 lakhs of people for one day. At an average of one anna per head, that would cost about 13 lakhs of rupees, and extra establishments and miscellaneous charges might bring the total to 15 lakhs.

The budget allotment is only Rs. 7,00,000, as the proposal to raise it to Rs. 10,00,000 was made too late. Thus for famine relief in the Allahabad Division it will be necessary to obtain further credit from the Government of India for 10 lakhs of rupees. This is for the Allahabad Division alone.

3. With a view to the difficulty in distributing amongst the four districts the grant for relief works under paragraphs 4 to 6 of the minutes of the Jhānsi conference, it is considered advisable to place the total grant as stated below for each month at the disposal of the Commissioner, who will distribute it amongst the districts according to their several necessities.

From the preceding calculations there have been excluded all recoverable advances for maintenance under the Board's Circular No. 5B-IV, under which head a gross sum of Rs. 2,50,000 has already been placed at the Commissioner's disposal. In the opinion of Mr. Williams

this sum should suffice, with a possible increase to Rs. 3,00,000; but as his information regarding the amount already distributed is as yet incomplete, he reserves the final expression of his opinion till the beginning of the rains. Mr. Williams is of the opinion that it may be advisable to postpone the distribution of these advances till the rains are about to begin. This may, in the Lieutenant-Governor's opinion, not be desirable in all cases, and he would be glad if a beginning were made at once. Progress has, it is stated, been made in the direction of preparing lists of communities and persons to whom advances are to be made.

4. In the matter of establishment, the Superintending Engineer is satisfied with the existing strength of the professional staff, but would wish to have more náib tahsildárs, especially for the purpose of distributing pay, and thinks it would be a clear saving to Government to employ men of that stamp. As far as the efficient arrangement of his relief works is concerned, his staff is ample.

For the purpose of the other methods of relief administration, Mr. Williams would also have been glad of an addition to his staff of náib tahsildárs, and, in conjunction with Mr. Palmer, applied recently for 34 more náib tahsildárs to be sent him. The Lieutenant-Governor, however, had already given 30 in addition to the normal establishment, and, without denuding other districts, was unable to give more than six; but at the same time empowered the Commissioner to supply temporary requirements by employing men on the divisional or Board's lists of candidates for náib tahsildárship, and to act on the suggestion to make use of the services of local zamindars. It is therefore deemed unnecessary at the present time to depute any more officers from the ordinary agency. Should the pressure become severer than is anticipated, this question may have to be reconsidered.

5. As to the suspension of revenue, the Commissioner produced figures which had been submitted to him by the Collectors, who proposed suspensions for the affected tracts of Bundelkhand and Allahabad as follows :—

						Rs.
<i>Kharif</i>	2,16,000
<i>Rabi</i>	8,78,000

These estimates have not been accepted by the Commissioner, and further inquiries are in progress. At the Jhansi conference the Lieutenant-Governor and the Commissioner had thought that the suspension of revenue might be kept down to Rs. 7,00,000 for the four districts. The Commissioner, without binding himself to any definite opinion at present, is very much afraid that the bulk of the suspensions will ultimately merge into remissions, inasmuch as the districts now affected with scarcity have been impoverished by a succession of bad seasons.

6. The question whether the relief now administered amounted only to a bare sufficiency or was in any way excessive was next discussed. The wages paid are regulated most carefully at every change of price in the staple food and with reference to the rations prescribed by the Famine Code and in accordance with Appendix E.2 of that Code, the tendency being toward the minimum wage. The relief workers are nearly all placed in class B. The experience is that men coming on the works, more particularly in the Banda district, were in an emaciated and generally indigent condition, but that they improve on the wages allotted to labourers of class B, and give a better outturn of work for their wage. Notice was called to the number of dependants gratuitously relieved. It was stated that most of these are children-in-arms or under seven years of age. It was observed that single men do not appear so well nourished as family men

on the relief works, the latter apparently profiting by the relief given to their wives and children. The conclusion arrived at was that the existing wage of the labourer in class B, and *à fortiori* in class C, affords a bare subsistence and does not admit of reduction, but that in the case of a man with wife and children there may possibly be some small margin above the mere subsistence wage for all. But it is hardly calculable, and on the whole no reduction is possible. The great danger of excessive expenditure arises of course from dishonest returns of numbers. The gangs are carefully checked. The Superintending Engineer makes careful inspections, and Mr. Williams will now visit each district with the special object of looking into the question of the strict enforcement of Article 70, Famine Code, the adjustment of wages, and the tally of numbers of dependants. It would seem that all is being done that can be done to secure accuracy. The Superintending Engineer and Commissioner do not suspect peculation, at least not any on a considerable scale.

7. Distress is undoubtedly greatest in Banda; and Hamirpur and Jalaun are worse off than Jhansi. The whole labouring population of Banda (see Table XVII, Part B, Volume II, North-Western Provinces and Oudh Census Report for 1891) is practically without means of subsistence and seems to have come *en masse* on the relief works. The same may be said of Hamirpur and of Jalaun. Jhansi is not nearly so bad. Mr. Palmer also brought to notice the occurrence in Banda of what he thinks may be incendiary fires, the object of which is, he suspects, to obtain an opportunity of plundering the grain stored in the houses; but the police reports, which Mr. Williams carefully observes, do not confirm this. Undoubtedly incendiary fires are a usual accompaniment of acute famine; but they ordinarily are few when legitimate means of relief are available. The point is one to which the Commissioner will now pay special attention; it is of importance only in Banda, in which district it is greatest. Generally speaking, crime has decreased in Bundelkhand, which suggests of itself that the relief measures are efficient and adequate.

8. The relief works that have been and are being carried out fall under six heads:—

- (1) Railway feeder roads.
- (2) Improvement of existing roads.
- (3) Wayside tanks.
- (4) Large water storage tanks.
- (5) Small village tanks and,
- (6) Other heads of relief specified in paragraph 4 of the Jhansi conference minutes (poorhouses, gratuitous relief, relief for *parda-nashin* women, spinning, &c.).

The road and tank works, on which the gang system is strictly enforced, are undoubtedly of permanent advantage to the resources of the country. The people throughout the Bundelkhand districts are keenly alive to and grateful for all that is being done for them. During the rains the work on roads managed by the Public Works Department will be mostly collection of *kankar* or stone metal and breaking it up. The excavation of tanks will be practically suspended. The petty methods of relief in villages will be continued where necessary, and it is apprehended that there will be a considerable increase in the gratuitous relief list.

9. The arrangements for water-supply for relief workers and for hutting these in the works remote from villages are sufficient. There have been some outbreaks of cholera; but these have not spread, moving the gangs of workmen to other places and closing suspected wells having proved efficacious. Instructions for the disinfection of wells by the use of permanganate of potash have now been issued to all the works. It

may be added that a hospital assistant with medicines is attached to all large works.

10. The agency of the zamindárs and village headmen is utilized in controlling the relief administered in villages to those unable to go on relief works: and the arrangements so far have been satisfactory and economical. There has been no distribution of cooked food, except of course in poorhouses to the waifs and strays, whom these institutions are devised to gather up until they are sent on to their villages or the relief works.

The Lieutenant-Governor has approved of the gathering together and maintenance in a "State kitchen" of children deserted by their parents; but the use of the term "State kitchen" on that occasion was really a misnomer, and what was meant was a "poorhouse" devoted to a special object. His Honor is not, as a rule, in favour of distribution of cooked food through so-called "State kitchens" as apart from poorhouses. They supply a rallying point for mere beggardom and weaken the exercise of private charity. When labour in some form cannot be insisted upon it is better to give gratuitous relief in money or grain, in accordance with article 100 of the Famine Code, or through village agencies. But gratuitous relief in the latter way is kept within narrow limits now. It will doubtless grow during the rains to much larger dimensions.

11. The Lieutenant-Governor desires in conclusion to add that the above considerations apply to the Allahabad Division alone. There are relief works in operation in the Rohilkhand and Kumaun Divisions also and some may be needed in portions of the Lucknow Division. For these an additional grant will be necessary. For the present the Lieutenant-Governor thinks that two lakhs of rupees will be ample. The Government of India then has to be asked for an additional credit of 12 lakhs, or—to be wholly on the safe side—13 lakhs of rupees.

Minutes of a Conference held at Government House, Allahabad,
on 20th July 1896.

PRESENT :

HIS HONOR THE LIEUTENANT-GOVERNOR AND CHIEF COMMISSIONER.
THE HON'BLE MR. C. W. ODLING, *Chief Engineer.*

MR. G. R. C. WILLIAMS, *Commissioner, Allahabad Division.*

„ H. M. BIRD, *Collector, Allahabad.*

„ C. D. STEEL, *Collector, Jhānsi.*

„ H. C. FERARD, *Collector, Bānda.*

„ D. CALNAN, *Collector, Jalaun.*

„ H. G. WARBURTON, *Collector, Hamīrpur.*

„ C. G. PALMER, *Superintending Engineer.*

„ R. C. BATTIE, *Executive Engineer.*

„ R. J. POWELL, *District Engineer, Jhānsi.*

„ H. CLIFTON, *District Engineer, Lalitpur.*

PANDIT KULA NAND, *District Surveyor, Jalaun.*

MR. R. M. THOMPSON, *District Surveyor, Bānda.*

„ A. CUERDEN, *District Surveyor, Hamīrpur.*

THE HON'BLE MR. H. F. EVANS, *Chief Secretary to Government.*

IN answer to inquiry made by the Lieutenant-Governor, Mr. Williams, Commissioner, stated that the rains had of late been exceedingly good, and that at present no cause whatever for apprehension existed. The *kharif* sowings were everywhere well advanced, and the area sown was much larger than it had been the previous year. In particular the area under cotton promised to be unusually great. As far as the present prospect went, everything was decidedly satisfactory. If all went on as matters were now going, the districts would recover themselves as far as their agricultural condition was concerned. In Bānda the only works now open were quarries, at which the relief workers could be huddled and so protected from inclement weather. In Jalaun, Jhānsi, and Hamīrpur all had been closed, and the same was the case in Allahabad. It had not been considered necessary to keep open even any skeleton works or to retain any of the Public Works Department officials.

Mr. Palmer, Superintending Engineer, stated that all Public Works Department relief works had been closed in the Allahabad division, excepting only in Bānda, in which four quarry works were still open; that all the Public Works Department officials had either left or were ordered to leave. In his opinion the rain had been fair and sufficient, and had been very favourable to crops.

Mr. Williams then proceeded to give details of the other relief operations in the Allahabad division :—

1.—VILLAGE WORKS.

These works have been finally closed in the Jalaun, Hamīrpur, and Bānda districts. In Jhānsi a few are still unfinished out of the 88 that were undertaken; these will soon be completed.

2.—POORHOUSES.

In *Jalaun* there are three open at the headquarters of the three tahsils. On the 14th July there were 245 inmates in them.

In *Jhānsi* two are open at Garotha and Lalitpur, with a total of 526 inmates.

In *Hamīrpur* four are open with 1,438 inmates: in *Bānda* six with 1,144 inmates.

In *Allahabad* there are only two, and these have only 123 inmates.

The total expenditure on poorhouses up to date in the whole division has been about Rs. 21,000. This includes the expenditure on the hospital attached to them.

In the opinion of the Commissioner and the District Officers it will probably be necessary to keep these poorhouses open till 1st October; it would at any rate be unsafe to calculate on their being closed at an earlier date. It may be anticipated the number of poor relieved at poorhouses will increase.

3.—GRATUITOUS RELIEF THROUGH PATWÁRIS.

The numbers receiving relief through the medium of the patwáris in the four Bundelkhand districts at the commencement of this month were as follows:—

Jalaun, about	1,600
Hamírpur, "	1,650
Bánda, "	2,100
				Total	5,350

This form of relief has not been found necessary in the Jhánsi or Allahabad district. It will probably increase somewhat in August.

Relief to parda-nashín and other women at their homes.—In all the districts except Hamírpur, the numbers are included in those given above as relieved through the patwári.

In Hamírpur there are 375 women obtaining relief in this shape. No State kitchens have been found necessary.

Anticipation for the future.—Taking the number receiving gratuitous relief in these various methods at about 10,000 daily, and calculating the cost at one anna per head daily, the expenditure on this head will probably not exceed Rs. 70,000. As, however, some increase of numbers may be expected, and to provide for contingencies, one lakh of rupees will be estimated. It is not expected that any village works will be again required.

Naib Tahsildárs.—The requirements in the four districts will be as follows:—

Hamírpur	Two naib tahsildárs.
Jhánsi	None.
Jalaun	Two naib tahsildárs.

Bánda will require eight as long as the quarry works remain open; but when they are closed, as will probably soon be the case, two will be sufficient.

Orphan children.—The number of such children on the hands of the District Officers is approximately as follows:—

In Jhánsi	20
" Hamírpur	20
" Bánda	60
" Jalaun	20

It was stated that at any rate so far the villagers have shown no willingness to adopt any of these children, and Messrs. Steel and Calnan said that most of the applications for these orphans hitherto received have been from the class of the ministerial officials.

It was agreed that lists should be drawn up of these orphans, showing their caste and the villages from which they came if ascertainable; and that, before making them over to missions or any Christian associations, efforts should be made to find amongst their neighbours and castefellows persons willing to adopt them.

The next subject that was discussed was that of the expenditure incurred up to date.

The Commissioner states that in round numbers the expenditure within his direct control had been—

	Rs.
On village works	1,53,000
On gratuitous relief of all classes	43,000
Total	<u>1,96,000</u>

The details given were as below :—

A.—Village Works (up to 30th June).

	Rs.
Bánda	58,798
Hamírpur	38,695
Jalaun	36,646
Jhánsi	18,429
Total	<u>1,52,568</u>

B(1).—Poorhouses—(up to 30th June).

	Rs.
Bánda	5,895
Hamírpur	8,436
Jalaun	1,263
Jhánsi	4,370
Allahabad	510
Total	<u>20,474</u>

B (2).—Gratuitous relief under Chapter V—(up to 4th July).

	Rs.
Bánda	336
Hamírpur	9,410
Jalaun	4,731
Jhánsi and Allahabad	Nil.
Total	<u>14,477</u>

B(3).—Under Chapter X—(up to 4th July).

	Rs.
Bánda	2,949
Hamírpur	4,906
Jalaun	(Shown under Chapter V.)
Jhánsi and Allahabad	Nil.
Total	<u>7,855</u>

B (4).—By Police under Chapter XII.

	Rs.
Bánda	159
Hamírpur	32
Jalaun	102
Jhánsi	91
Allahabad	16
Total	<u>400</u>

Total under B 43,206

Tagávi advances.—Of the sum of Rs. 2,50,000 placed at the disposal of the Commissioner for this purpose under Part B, Board's Circular 5—IV, he has retained Rs. 40,000 as a reserve and has distributed the remainder amongst the districts of his division, and of the sums allotted to them they have expended as follows :—

	Rs.		Rs.
Bánda has disbursed	21,000	out of	50,000
Hamírpur ditto	50,097	"	60,000
Jhánsi ditto	20,098	"	30,000
Jalaun ditto	36,581	"	60,000
Allahabad ditto	6,032	"	10,000
In all	<u>1,33,808</u>	"	<u>2,10,000</u>

* Includes relief in Jalaun under Chapter X.

The Commissioner is of opinion that the amounts that have been allotted to the several districts will suffice, but holds Rs. 40,000 in reserve in case of emergency.

Suspensions of revenue for the *khari* and *rabi* demands for 1895-96 have been reported for sanction as below :—

District.	<i>Khari</i> Rs.	<i>Rabi</i> Rs.	Total Rs.
Banda	27,165	2,16,086	2,43,251
Hamirpur	Nil.	1,66,076	1,66,076
Jhansi	11,650	88,035	99,685
Jalann	60,000	2,85,000	3,45,000
Allahabad	Nil.	80,000	80,000
Total	98,815	8,35,147	9,33,962

The next subject discussed was that of the relief works under the control of the Public Works Department commencing from the 1st April up to the 15th July.

These works consisted of roads and tanks. Under the first heading 458 miles of roads were remodelled, and under the second head 47 large tanks were excavated and several smaller roadside tanks were cleared out. Amongst the roads thus treated are included all but three of the roads mentioned by the Indian Midland Railway as required to serve as feeders to the railway.

Expenditure.—The total expenditure on these works from 1st April to 15th July was, in round numbers, Rs. 6,93,000. This sum includes every charge, except the cost chargeable to establishment.

The details of the sum of Rs. 6,93,000 were as follows :—

	Rs.
Wages	5,33,477
Gratuitous relief to dependants	42,967
Tools, hutting, &c.	1,07,693
Total	6,84,037
Due for payment	8,685
GRAND TOTAL	6,92,722

Work done—The amount of work done was—

On roads	400,000,000 cubic feet of earthwork.
Tanks	140,000,000 ditto.
Total	540,000,000 cubic feet.

Besides this, work was done before April 1st for the District Officers by the Public Works Department, cost about Rs. 1,43,400 and resulting in 18,888,000 cubic feet of earthwork excavated. The works were then in the test stage.

The actual cost, excluding gratuitous relief to dependants, cost of hutting, and tools and plant, was about Rs. 10 per 1,000 cubic feet. It estimated that if the work had been done by contract under ordinary circumstances during the cold weather—

	Rs.
The cost would have been at Rs. 4 per 1,000 cubic feet	2,16,000
Tools, &c.	34,000
Total	2,50,000

If done during the hot weather, the cost would have been much greater; indeed, it would, the Superintending Engineer thinks, have been practically impossible to have got the work done (as it was done in this instance) during the hot weather and at a time when the ground is too hard to be properly workable. Excluding the gratuitous relief to dependants (the payment of which is made imperative by the Famine Code), it may be perhaps said that the work managed by the Public Works Department cost from 50 to 60 per cent. more than it ought to cost in the same months of an ordinary year.

The case is very different when we come to consider the work done through village agency, assuming the returns of work done to be substantially correct.

So far as can be ascertained from the information available, the result of the works carried out by village agency, i.e., by the zamíndárs and Village headmen, controlled by the District Officers, are—

556	village tanks.	} re-excavated.
225	ditto wells	
39	ditto <i>bandá</i> or embankments constructed.	

The quantity of earthwork done is stated to have been 52,915,900 cubic feet: and the expenditure is Rs. 1,48,000. The cheap rate, Rs. 3 per 1,000 cubic feet, is due to the fact that the work was controlled by the village zamíndárs, and that they took care, as the work directly benefited them, to have good value for the money. In addition to this, Rs. 6,000 was expended on repairs to wells, which work was not measured.

Up to 1st April the relief works were under the direct control of the local officers, but were carried out by the District Engineers and Surveyors, who were placed under the Collectors' orders and overlooked the works and disbursed the funds which were accounted for by the Collectors in the Civil Accounts.

After the 1st of April the works (except in the Allahabad district) were carried on under Public Works rules, under the direction of the Superintending Engineer. The expenditure up to 1st April accounted for by the Civil Officers was Rs. 1,43,400. To this must be added Rs. 32,300 expended by the Collector of Allahabad since that date, making a total of Rs. 1,75,700 expended on road works by the local officers, which is independent of the Public Works expenditure.

An endeavour was made to calculate the number of persons relieved for one day, whether on relief works or by gratuitous relief. The number relieved on the works managed by the Public Works Department is stated to have been 15,222,900. This is the aggregate of the weekly return and represents actuals.

The actual number relieved by the works and other operations conducted by the local officers cannot be given, but it is estimated by calculation, at the rate of 9½ pies per head (the average Public Works Department expenditure per head) on the sum of Rs. 3,71,700,* to have been 7,528,000. (Having regard to the fact mentioned above, that the village works were executed at a much cheaper rate than works managed by the Public Works Department, the number was probably considerably greater.) The total number relieved may then be taken to have been not less than 22½ millions of people, to relieve whom it cost something under 11 lakhs of rupees—the average cost per head being, as stated, about 9½ pies.

Anticipations for the future.—It is estimated that a sum of Rs. 1,00,000 will be sufficient for all operations under the local officers to the 1st October, while Rs. 50,000 will be ample for any remaining expenditure under the Public Works Department. If these anticipations are fulfilled, the famine relief operations in the Allahabad division will have cost about 12½ lakhs of rupees, or 4½ lakhs less than had been at the Naini Tal conference on May 2nd contemplated as probable.

Anticipations for the future.—It is estimated that a sum of Rs. 1,00,000 will be sufficient for all operations under the local officers to the 1st October, while Rs. 50,000 will be ample for any remaining expenditure under the Public Works Department. If these anticipations are fulfilled, the famine relief operations in the Allahabad division will have cost about 12½ lakhs of rupees, or 4½ lakhs less than had been at the Naini Tal conference on May 2nd contemplated as probable.

		Rs.
Road works	1,75,700
Village works...	...	1,53,000
Poorhouses, &c.,	...	43,000
Total	...	<u>3,71,700*</u>

BÁNDA DISTRICT.

*Notes of a Conference held by His Honor the Lieutenant-Governor
at Banda on 17th December 1896.*

PRESENT :

MR. G. R. C. WILLIAMS	...	Commissioner.
„ H. C. FERARD	...	Collector.
„ J. HEINIG	...	Superintending Engineer.
„ R. C. BATTIE	...	Executive Engineer.
„ R. M. THOMSON	...	District Surveyor.
SURGEON-CAPTAIN J. GARVIE	...	Civil Surgeon.

THE first question discussed was as to whether the additional circle officers who will be required as relief operations extend cannot be obtained locally. Excluding the sub-divisions, there are 15 supervisor *kanúngos* and 15 relief circles.

His Honor agreed to relieve the supervisor *kanúngos* of their regular duties by giving Collector authority to appoint persons to take their places on Rs. 15 to Rs. 20 a month ; such persons to be, preferentially, selected *patwáris*.

If Commissioner considers that a náib tahsildár will be required for each tahsil, he is authorized to appoint them locally on Rs. 40 to Rs. 50 a month, selecting them from the *kanúngos*' class preferentially ; places of *kanúngos* so selected to be filled from *patwáris* as above.

These temporary establishments to be charged to famine relief.

The accepted rule is that with this staff each village shall be inspected every 10 days at least, and thus gratuitous relief will be thoroughly supervised, and all deserving claims will be promptly brought on the list. The inspecting officer will have power to bring on to the lists provisionally all such cases, and send persons fit for labour to the relief works. The inspecting officer will keep a diary under such heads as the Collector may prescribe.

With regard to village works, the Divisional Engineer considers that village works should be opened in April and May in many places, in order to withdraw the people, as far as possible, from the road relief work. On the roads there will be want of water, and there is sure to be cholera. The other officers expressed the opinion that village works would be very useful, but could not take the place completely of large works, unless some system could be devised for requiring the zamíndárs who undertake the village works to employ the old and the weakly as well as the able-bodied. The Commissioner considered that village works should be opened not later than the end of March. His Honor explained that some such system was under consideration. His Honor also thought that before people are drafted from the big works to village works, lists of the dependants should be made out with the object of ascertaining that all such are either given employment on village works or else given gratuitous relief.

His Honor decided that the regular public works must be kept open throughout, and could not be wholly replaced by village works. One or two village works should be open at an early date experimentally on the system of partly recoverable advances, to see how the proposed rules will work, and whether relief can thus be afforded to others than to the able-bodied.

The average *rabi* area is 480,000 acres. The actual ascertained *rabi* area for this year is only 127,000 acres, namely, less than 30 per cent. of the normal. On relief, according to Saturday's report, there were 63,000 people; but this number has now risen to 78,000, or between 11 and 12 per cent. of the total population of the district. Of this number, about 6,000 are on village relief and 4,000 in poorhouses.

The Collector's estimate of the relief required is 21 millions of units up to the end of June. The Commissioner agreed in thinking that it would not be less: and His Honor, on the data placed before him, considered the estimate not excessive.

The programme of roads is considered adequate by all the officers. They are all agreed that tanks should be made along the roads taken up. The Commissioner and Collector consider that tanks should be between three and four miles apart, and should be not further than half a mile from the road and, as far as possible, near villages. His Honor laid it down as a principle that tank excavation should be part of the road construction: such subsidiary tanks should be made at intervals of three to four miles, and should be ordinarily in proximity to large villages and chosen with regard to the topography of the ground.

Including the Karwi sub-division, there are six poorhouses. The Civil Surgeon has seen no cases of famine fever. About one-half of the persons coming on the relief works are anæmic and enfeebled. More hospital assistants required for poorhouses and relief works.

His Honor pointed out that the ration given in the poorhouse is larger than that prescribed by the Code, and considered that the Code ration might be more closely followed when the inmates of the poorhouse had been brought into somewhat better condition.

With regard to giving shelter to the relief workers in the event of rain, the Lieutenant-Governor approved the Commissioner's suggestion that the gangs should be massed near large villages as far as possible, as soon as rain is seen to be working up: also that provision should be made for *tattis*. Cost of providing them to be charged to famine relief.

Supplementary notes on the Karwi Sub-Division of the Banda District from information given to His Honor the Lieutenant-Governor at Mánikpur by the Sub-Divisional Officer on 16th December 1896.

THREE tahsils; six *kanúngo* circles; population, 300,000.

Six relief circles for whole sub-division; population, 50,000 per circle.

The supervisor *kanúngo* is in charge of the circle, and the naib tahsildár of each tahsil is the superior relief officer of the tahsil. They do this in addition to their ordinary work.

A special Deputy Collector is on famine duty, and also helps in case work.

The Sub-Divisional Officer and the Special Deputy Collector supervise generally.

No village works have been started. Village relief is being distributed under Chapters V and X. About 1,500 people are in receipt of relief. These are all respectable people, *parda-nashins*, cripples, &c., who cannot come to poorhouses. Sub-Divisional Officer considers that all persons who

at present are really requiring such relief are on the lists, but thinks that the number will increase as time goes on.

There is one famine relief work open, which is divided into three sections, radiating from Raipura as a centre. Furthest distance that people have to come for work in the sub-division is 30 miles; average 20 miles. There are about 30,000 people on the works. The works are managed by the Public Works Department. People come in whole families of the poorer classes. About 10 per cent. of the total population of the sub-division are at present on the works. At the very worst Sub-Divisional Officer anticipates 25 per cent. of the total population will come on the works or be otherwise in receipt of relief.

He considers that the district staff will later on require some increase. One additional naib tahsildár will be required for each tahsil, and more supervisor *kanungos*. He has not been able to employ zamindárs to distribute village relief. Not hopeful about finding suitable local men as temporary famine executive agents.

Would like to have a selected *patwári* as an assistant *kanungo* in each circle: six assistant *kanungos* in all. He considers that if greater pressure comes, three of the present *kanungos* could be made additional naib tahsildárs on Rs. 50 a month; their places could be filled by *patwáris*. The *patwáris*' places to be temporarily filled by *ummaid-wárs*.

The two poorhouses * are in charge of *muharrirs*, supervised by the tahsildárs. There is a special hospital assistant at Mau. Assistant Surgeon of Karwi looks after Karwi poorhouse. No special sickness in the hospital.

	* Number of inmates.
Karwi	... 515
Mau	... 1,300

On the relief works gunny huts are being put up for shelter.

Considers relief arrangements at present sufficient. No one need die of starvation. Sufficient funds.

No tank work begun. He considers the present Departmental Public works open to be sufficient.

No difficulty as to supplying food. Ample supplies on the works. In the villages the local *baniás* are sufficiently supplied.

There is no village in the division which is unvisited for more than seven or 10 days.

Not more than 25 per cent. of normal *rabi* area is sown this year. Practically no rain in November. About 15 per cent. of the sowings has germinated well, 5 per cent. fairly, and 5 per cent. will fail if there is no winter rain.

Baniás consider that supplies will not run short. If there are no rains, *baniás* expect higher prices.

People very downhearted.

In the petty native Chaubena States things are very much worse: no organization. Their people are coming on our relief works. Rewah and Panna have started relief works.

All the Kols in the southern part of Mau and Karwi have left their villages and come on the works. All the Mánikpur people have also come on the works.

As regards the utility of village works in the hot weather, the Sub-Divisional Officer does not think that they will appreciably relieve the big public works, as the zamindárs last year only employed persons who could do a fair day's work. The zamindárs were expected to produce a certain amount of work for all money entrusted to them: and they tried to get the greatest amount of work for the money.

Sub-Divisional Officer considers that in the hot weather village works will be a useful adjunct. He would not begin them till May or June. If more liberal rates (say, Rs. 5 per 1,000 cubic feet) are given to zamindárs and effective supervision exercised, it may be possible to require them to give employment, not only to able-bodied labourers, but also to the weak, sickly, and "dependants."

The Assistant District Superintendent of Police (Mr. Lawson) states that crime is bad and increasing. Cattle poisoning has commenced; never known before in the sub-division.

JHÁNSI DISTRICT.

Notes of a Conference held by His Honor the Lieutenant-Governor at Jhánsi on the 17th December 1896.

PRESENT:

MR. G. R. C. WILLIAMS	...	Commissioner.
" C. D. STEEL	...	Collector.
" J. HEINIG	...	Superintending Engineer.
" R. C. BATTIE	...	Executive Engineer.
" W. E. G. BELCHER	...	District Surveyor.
SURGEON-MAJOR E. S. BRANDER,		Civil Surgeon.
MR. J. H. SIMPSON	...	Joint Magistrate.
CAPTAIN W. C. C. LESLIE	...	Cantonment Magistrate.
M. HAMID-UZ-ZAFAR KHAN	...	Sub-Divisional Magistrate, Lalitpur.

THE population of the district is 683,000. There are six tahsils and 11 supervisor *kanúngos'* circles. Each supervisor *kanúngo's* circle will be a relief circle. Garotha, Mau, Mahroni, and one circle in Lalitpur are the most affected areas.

Collector is authorized to appoint an additional *kanúngo* circle officer to each circle, to strengthen the famine relief staff; pay to be from Rs. 15 to Rs. 20 a month, chargeable to famine relief; to be appointed preferentially from *patwáris*. Collector will decide whether the additional supervisor *kanúngos* should be employed on famine relief or on revenue work, relieving the regular supervisor *kanúngo*.

With regard to tahsildárs and naib tahsildárs, no additions are required at present.

The system of village relief in the district is to have one respectable non-official as disburser of the relief in each *patwári's* circle, in the main village of the circle. Adults are given one anna a day, and non-adults six pies. The distribution is based on lists framed under article 54 of the Code, which have been prepared by the *patwáris*. There are practically no *parda-nashíns* or other special classes mentioned in Chapter X in the villages. The Collector further explained that in *patwáris'* circles, where only one or two distressed persons are found and the village is fairly prosperous, he does not put them on the lists or appoint a distributor, as he considers that they will be supported by the village. His Honor

directed that such persons ought not to be omitted altogether, and that they ought to be brought on the list of an adjacent *patwári's* circle and should be relieved.

The lists and the distribution of village relief must be continuously supervised by the *kanúngo* circle officers and other inspecting officers. Endeavour should be made to secure that each village is visited once every 10 days. New names may be brought on the list by the *kanúngos*, though in urgent cases the distributors may provisionally give relief until the *kanúngo* comes round.

His Honor directed that there must be no delay in extending the village relief system throughout the district. It is not anticipated that more than 1 per cent. of the population will come on the lists.

The Commissioner is authorized to give a monthly grant for gratuitous relief of the poor in the towns. The Collector will employ this grant as he thinks best; but it should not be spent on clothes except for inmates of a poorhouse. The Commissioner will fix the amount of the grant. From the information before him, His Honor thought that from Rs. 1,500 to Rs. 2,000 a month may be required for Jhánsi city alone.

With regard to the Public Works programme, Collector estimated that the following numbers would be on the works in the following months:—

December	15,000
January	20,000
February	20,000
March	80,000
April	50,000
May	70,000
June	85,000
			Total	...	240,000

Collector considered that he could relieve the big road works considerably by means of tank and village works, but that he could not get on in the hot weather without some big works. Last year he found that the zamíndárs did not give employment always to the persons requiring relief. They employed able-bodied diggers only with just sufficient "carriers" and subsidiary workers to do the work economically, whereas the big public works provide for all classes. Collector prefers roads to tanks for large bodies of people, as a great collection of people for some weeks in one place brings cholera. A road, with water available for drinking purposes, seemed to him the best form of relief work.

His Honor explained that his wish was that in the beginning of the hot weather there should be a sufficient number of large tank projects under Public Works Department control, which would take the people off the roads and keep them in the vicinity of villages. The road works would then be greatly contracted.

The Collector considered this perfectly feasible, but he would not entirely do away at once with road works.

The notes of the discussion in the Hamírpur Conference as to the possibility of entrusting village works to zamíndárs and requiring them to give employment to the weakly and to others of the "dependants" class were read out. Mr. Steel expressed his opinion that it would be impossible to get the zamíndárs to employ unprofitable labour. They might give employment to the wives and children of their own connec-

tions and of their tenants; but they would let the *Chamár* starve. This, in his opinion, would be the general outcome of village works entrusted to zamíndárs.

His Honor decided that one or two zamíndári works should be experimentally started, to see whether these objections could be solved in any way.

With reference to the delay experienced by the Public Works Department in obtaining naib tahsildárs from the Board of Revenue as paymasters on relief works, His Honor will now authorize the Superintending Engineer to make temporary local arrangements with the Collector in whose district the relief work is. The Collector will supply a *kanúngo*, or other similar officer, to perform the duties of a paymaster naib.

The normal *rabi* area is 313,000 acres. Collector puts the area this year at 50 per cent. The yield will be good; but owners will not sell their grain until next rains. Collector estimates the amount of relief required at about seven million units up to June.

There should be a poorhouse in each tahsíl. As to the great mortality of the district, Collector ascribed it to malarial fever. Not much cholera at present.

Collector did not anticipate any scarcity of food in the district. Grain comes in very freely. Since the *juár* crop came in the people's anxiety as to stocks is much allayed. The *khariíf* this year was a little better than last year.

HAMÍRPUR DISTRICT.

Notes of a Conference held by His Honor the Lieutenant-Governor at Hamírpur on the 18th December 1896.

PRESENT:

MR. G. R. C. WILLIAMS	...	Commissioner.
" H. WARBURTON	...	Collector.
" J. HEINIG	...	Superintending Engineer.
" R. C. BATTIE	...	Divisional Engineer.
" A. CUERDEN	...	District Surveyor.
" SAIYID MUHAMMAD ALI	...	Joint Magistrate.
DR. W. HOGAN	...	Civil Surgeon.
MR. H. S. RIX	...	Assistant Magistrate.

THE population of the district is 513,000. There are five tahsíls. Each supervisor *kanúngo's* circle will be made a relief circle—13 circles in all. The worst tahsíls are Kulpahár, Maudaha, and Hamírpur. His Honor gave the Collector authority to appoint an additional *kanúngo*, circle officer to each circle to strengthen the famine relief staff. Collector should do this at once with regard to the circles in Kulpahár, Maudaha, and Hamírpur, and also elsewhere in the district, as he found this necessary. The pay will be Rs. 15 or Rs. 20 a month, chargeable to famine relief. These additional or naib *kanúngos* will be appointed preferentially from *patwáris*. Collector will decide whether the additional *kanúngos* should be employed on famine relief, or on revenue work, relieving the regular supervisor *kanúngos* of their regular duties.

With regard to tahsildárs and naib tahsildárs, no additions are required at present. Should matters become worse, His Honor empowered the Commissioner to sanction the appointment of additional naib tahsildárs as in Bándá.

For purposes of gratuitous village relief the present *halika* (or block) arrangement, which is peculiar to Hamirpur, should be reconstituted so as to make each *halika* fall wholly within the bounds of a single *kanungo* circle. The *halika* is a small group of villages constituted for the special purpose of distributing gratuitous relief, and the *halikadar* is a respectable zamindar or other resident. The distribution made by them is based on the *patwaris'* registers made under article 54, and their work is supervised by the circle officers. With the increased circle inspection staff, endeavour should be made to secure that each village is visited once every 10 days. The police and the tahsildars and naib tahsildars should be also utilized for this purpose. The circle officers will keep a diary under such heads as the Collector may prescribe. The circle officers should have discretion to bring persons provisionally on the gratuitous list, subject to subsequent revision of the lists by the tahsildar or other superior officer.

With regard to relief works under the Public Works Department, the Political Agent for the Charkhari State should be asked by Commissioner whether the State will carry on through its territories the new famine roads which are being constructed in the Hamirpur district.

The present list of sanctioned Public Works Department projects for famine relief works is sufficient for probable requirements. The list includes a number of large village tanks to employ about 2,000 men each, and to be carried out by the Public Works Department.

The District Surveyor considers these tanks will be very useful projects for employment of people near their villages who are not fit to go some distance to the road works, especially in the hot weather.

His Honor explained his views as to the way in which he considered the execution of village works should be entrusted to the zamindars in the early months of the hot weather. The zamindars should be required to employ on such work, not merely the able-bodied, but also the weaker people, and on this condition they might be given specially liberal rates for work actually done—say up to double the common village rate. Strict supervision would be required to ensure that the zamindars gave employment to the weakly and paid proper rates.

Mr. Warburton doubted whether such supervision could be exercised. The zamindars would take the higher rates, but would not employ the weakly if they could otherwise get the work done more cheaply.

The District Surveyor thought that if somewhat higher rates were allowed to zamindars than last year, a good deal of employment would in point of fact be forthcoming for the women, children, and others of the "dependant" class. The work would be done through sub-contracts to families. There might be a small residuum of weakly people with no able-bodied relatives, who would not thus get work; but there would be money in the village, and they might be helped along.

There was a consensus of opinion that by the end of March tanks under Public Works Department and village works under zamindars should, as far as possible, be substituted for large road projects. In undertaking relief projects at the present time the necessity for completing them in March should be borne in mind.

His Honor requested the Collector to open at once a village work in each tahsil experimentally, either on the "partly recoverable" advance system or from Government funds entrusted to zamíndárs.

The area up to date sown for *rabi* is 171,196 acres; this may increase up to 180,000 acres. The normal *rabi* area is 391,000 acres. This year's *rabi* will therefore be somewhat under 50 per cent. of normal.

The Collector considered that although the prospects have been very greatly improved by the November rain, his former estimate of relief required was an under-estimate, and that between seven and eight million units would not be an over-estimate. This is on the supposition that there will be winter rain.

There are five poorhouses. The Civil Surgeon stated that throughout the district malarial fever had been general and severe; but he had seen no cases of "famine" fever. The abnormal sickness and mortality was due, in his opinion, to the exceptional heat of August and September. At Kulpahar, Maudaha and Hamírpur there is a special hospital assistant in charge of the poorhouse. The other two poorhouses are supervised by the medical subordinate attached to the dispensary.

His Honor said that the appearance of the inmates of the Mahoba poorhouse indicated a very low state of health among the population, and led him to conjecture that possibly village circle organization and relief was not as complete and effective as it might be. The Collector would be able to remedy this with the staff now given him.

JALAUN DISTRICT.

Notes of a Conference held by His Honor the Lieutenant-Governor at Orai on 21st December 1896.

PRESENT:

MR. G. R. C. WILLIAMS	...	Commissioner.
" D. CALNAN	...	Collector.
" J. HEINIG	...	Superintending Engineer.
" R. C. BATTIE	...	District Engineer.
" S. H. FREMANTLE	...	Settlement Officer.
" R. P. DEWHURST	...	Joint Magistrate.
ASSISTANT SURGEON CLEMENT	...	Civil Surgeon.
PANDIT KULA NAND	...	District Surveyor.

THE population of the Jalaun district is 400,000. There are four tahsils; seven supervisor *kanúngo* circles. Each *kanúngo* circle is a relief circle. Village relief is based on *patwáris* lists. Statements of payments are signed by the *patwáris* and village headmen. Collector proposes to arrange for local committees to supervise distribution.

Collector is authorized to appoint an additional *kanúngo* circle officer to each circle, to strengthen the famine relief staff: pay to be from Rs. 15 to Rs. 20 a month, chargeable to famine relief: to be appointed preferentially from *patwáris*. The *kanúngo* circle to be the unit of relief. The additional *kanúngo* circle officer will either be employed exclusively on famine relief, or else will relieve the regular *kanúngo* of the latter's revenue duties and thus set him free for famine work.

A good deal of relief is being given under Chapters V and X. About 2,500 persons are in receipt of such relief in their villages. Probably the

number will rise to 5,000 or 6,000. There are some decaying small towns in the district, where this form of relief is specially necessary. With the increase now given in the circle staff, each village will be inspected by some officer every 10 days.

If pressure increases, additional náib tahsildárs may be required; but they are not required at present.

The *patwáris* have power in urgent cases to bring new names provisionally on the gratuitous relief list subject to sanction of circle officer.

There are ample unfinished Public Works projects on the programme. Collector considers that village works will be very useful as subsidiary to the big Public Works. The Collector and District Surveyor consider that village works would be more expensive, as drawing to them persons who would not come on the big relief works. On the other hand, there are hutting and other expenses saved; more work is done for the money; and persons are relieved who might otherwise remain in their homes to die. In this district no large catchment tanks are possible. Ordinary village tanks can be made everywhere. Landlords will not undertake tank works to any great extent on the partly recoverable advance system. For *pakka* wells they will freely take advances this year, even at $4\frac{1}{2}$ per cent. interest.

At present 14,700 persons are on the relief works. The number has slightly decreased since half-weekly payments have been substituted for daily ones. Hitherto in this district the daily payment system has been in force. The District Officers were in favour of daily payments, but His Honor decided that the prescribed system of semi-weekly payments had many advantages and must be adhered to.

The rain of November has been very little, and has not materially affected Collector's estimate of seven million units requiring relief in the event of fair winter rains. The normal *rabi* area is 370,000 acres: 120,000 acres this year will probably be sown, or about 30 per cent. A portion only of this area can be considered protected if no rain falls. The Betwa Canal has irrigated about 50,000 acres, but will not give a second watering to anything like this area. No apprehension is at present felt as to food supplies. Trade is active.

District Surveyor stated that the new scale of wages had not yet been introduced on the district relief works. His Honor pointed out that the adoption of the new scale was obligatory, and directed that it should be introduced without delay. The new rule as to optional Sunday labour is duly observed, except that the work of the gangs which elect to labour on Sunday is measured up on Sunday night instead of Monday morning.

There are four poorhouses, one in each tahsil. They are not more than 200 inmates in each poorhouse. They are drafted off regularly to the works, and village gratuitous relief is also well organized. The death-rate of the district is not high. There are not many orphans in the poorhouses. No special hospital assistants are attached to the poorhouses, as there is a dispensary at each place and the hospital assistant in charge of it visits the poorhouse.

Collector agrees that as the hot weather comes on, it would be a good thing to reduce the labour on the roads and concentrate it on some of the large village tank projects which the Public Works Department have prepared. In May, for instance, Collector would bring half the relief workers, which he places at 60,000, on tanks either under pro-

fessional control or on tanks entrusted to zamíndárs. It was decided that one or two tanks should be experimentally started in February and March through zamíndári agency, to see how far they relieve the road works, and provide relief for the weakly and "dependants" in their own village.

CAWNPORE DISTRICT.

Notes of a Conference held at Cawnpore by His Honor the Lieutenant-Governor on the 22nd December 1896.

PRESENT :

MR. G. R. C. WILLIAMS	...	Commissioner, Allahabad Division.
" A. W. TRETHERY	...	Collector of Cawnpore.
" J. HEINIG	...	Superintending Engineer, Buildings and Roads Branch.
" S. J. SIMPSON	...	Divisional Engineer, Buildings and Roads Branch.
" A. H. BARRON	...	Superintending Engineer, Irrigation Branch.
" N. F. MCLEOD	...	Divisional Engineer, Irrigation Branch.
" C. W. ODLING	...	Chief Engineer to Government.
" E. ROSE	...	Commissioner, Agra Division.
" J. M. ALEXANDER	...	Superintending Engineer, Agra Division.
" SHERIDAN	...	Divisional Engineer, Buildings and Roads Branch.
" J. H. SIMPSON	...	Assistant Magistrate, Cawnpore.

THERE are eight tahsils in the Cawnpore district, and 16 supervisor *kanúngos'* circles. Three tahsils are* distressed. About 15 per cent. of their population will require help: perhaps 15,000 to 20,000 a day will come on the relief works. In the whole district about one-third of normal *rabi* area (or 160,000 acres) is under canal irrigation this year, another 77,000 acres are protected by wells and tanks. In the five tahsils which are not distressed prospects at present are fairly good.

*The worst tahsils.
Ghátampur.
Narwal.
Bhognipur.

About 76 per cent. of the normal *rabi* area has been sown in the whole district. For the three worst tahsils the figures are—

	Normal <i>rabi</i> .	Present <i>rabi</i> .	Canal irrigated.	Otherwise irrigated.
	Acres.	Acres.	Acres.	Acres.
Ghátampur ...	69,937	52,088	11,872	6,254
Narwal ...	39,865	29,944	2,825	12,624
Bhognipur ...	71,691	55,721	33,345	324

In the canal tract of Bhognipur the crops are good. Outside the canal tract there is practically no irrigation in this tahsil, and the *rabi* sown is doing badly.

Collector will appoint at once an additional *kanúngo* circle officer to each circle in the Ghátampur, Narwal, and Bhognipur tahsils, to strengthen the famine relief staff. The pay of these temporary officers will be from Rs. 15 to Rs. 20 a month, chargeable to famine relief. They will be

appointed preferentially from *patwáris*. The *kanúngo* circle will be the unit of relief. The additional *kanúngo* circle officer will either be employed on famine relief or will take over the regular revenue duties of the supervisor *kanúngos* setting free the latter for famine duties. His Honor expressed his opinion that it would be impolitic to sub-divide the existing *kanúngos'* circles between the two men. One should be employed wholly on famine relief work, and the other should do the regular revenue work of the circle.

The Commissioner was also authorized to sanction the appointment of an additional *kanúngo* circle officer in each circle of the other five tahsils should the necessity arise hereafter.

Every village in the distressed parganas must be inspected by the circle officer or other inspecting officer every 10 days, who must go through the lists under article 54 and Chapter X in the presence of zamíndárs and correct and supplement them. Relief may continue to be given, as at present, through respectable zamíndárs. When the village relief system is thoroughly organized, from 1 to 1.5 per cent. of the population in the distressed circles may be expected to come ultimately on the lists. In the three tahsils the cost might work up to Rs. 5,000 a month.

The Collector should place one of his headquarters staff (Mr. Simpson) on special duty as Famine Relief Officer in these three tahsils.

At present additional náib tahsildárs are not required in any tahsil. But should the necessity ultimately arise, the Commissioner is authorized to sanction their appointment by promotions from the district staff, and preferentially from the *kanúngo* staff.

The question of the relief works programme was next discussed. His Honor explained that in the conferences elsewhere there had been a consensus of opinion that village works under zamíndári agency in the hot weather would be very useful as helping to reduce the pressure on the regular relief works; but that there must be a backbone of large relief works. Some such works should be experimentally opened before the hot weather, as soon as the rules are issued.

The Collector was of opinion that a certain number of the smaller landowners would take advances for small tanks on the partly recoverable system. There are no large tank projects for departmental relief works in this district. Road-making is the only form of large relief work.

The Collector anticipated that the total number of units coming to the public relief works might be about 3,000,000 or 4,000,000. Add about 1,000,000 for gratuitous relief and village works, or 5,000,000 in all.

There are three poorhouses at tahsil headquarters. The inmates are drafted off regularly to the works. The death-rate of the Cawnpore district is not high at present. As to orphans, His Honor referred the Collector to the circular which has lately issued.

No local relief fund has been opened in Cawnpore for the city. Collector thought relief was required in the city. If the Europeans would subscribe, a good deal would be collected. Collector promised to see the Hon'ble Mr. Cooper about it again. About Rs. 3,000 a

month would probably be enough for Government to give in aid of local effort. His Honor authorized the Commissioner to grant the Collector Rs. 3,000 or even up to Rs. 5,000 a month for this purpose, and suggested to the Collector that he should call a public meeting, but that he need not push subscription lists in the station.

FATEHPUR DISTRICT.

Notes of Conference held at Cawnpore by His Honor the Lieutenant-Governor on the 22nd December 1896.

PRESENT:

MR. G. R. C. WILLIAMS	...	Commissioner, Allahabad Division.
" A. W. TRETHERY	...	Collector of Cawnpore.
" J. HEINIG	...	Superintending Engineer, Buildings and Roads Branch.
" S. J. SIMPSON	...	Divisional Engineer, Buildings and Roads Branch.
" A. H. BARRON	...	Superintending Engineer, Irrigation Branch.
" MCLEOD	...	Divisional Engineer, Irrigation Branch.
" C. W. ODLING	...	Chief Engineer to Government.
" E. ROSE	...	Commissioner, Agra Division.
" J. W. ALEXANDER,	...	Superintending Engineer, Agra Division.
" C. J. SHERIDAN	...	Divisional Engineer, Buildings and Roads Branch.
" SIMPSON	...	Assistant Magistrate, Cawnpore.

WITH reference to the Fatehpur district, His Honor ascertained from Mr. Barron that the Canal Department had work in the district on the Lower Ganges extension for 25,000 labourers a day. The Department was now getting most of the labour it required, as the people were slacking off work in their fields. The canal work would not provide work for the weakly and old, as they could not earn a living wage from the contractors. A separate portion of the project has been reserved for execution as a regular relief work would, if this be found necessary. Mr. Odling stated that an "intermediate" relief work would be opened in another part of Fatehpur. His Honor said that care must be taken that the piece rates given on this work should not be put so high as to prevent the Irrigation Department from obtaining the labour it requires.

SITAPUR DISTRICT.

Notes of a Conference held by His Honor the Lieutenant-Governor at Sitapur on the 31st December 1896.

PRESENT:

MR. R. G. HARDY	...	Commissioner.
" H. W. PIKE	...	Deputy Commissioner.
" S. H. BUTLER	...	Settlement Officer.
SURGEON-MAJOR G. M. J. GILES	...	Civil Surgeon.
MR. H. W. GILBERT	...	District Engineer.

THE total area of the district is 2,255 square miles; the population is 1,075,413. About one-half the district is in a distressed state. Of the four tahsils in the district, the Misrikh tahsil, part of the Sitapur

tahsil, and a small part of the Sidhauri tahsil are distressed. They include the western half of the district, with a population of about 500,000. Distress has not got very far at present, but will be considerable later on. The eastern part of the district may be divided into two sections as far as prospects are concerned: (a) the *tarai* or *ganjar* tract between the Gogra and the Kuani, (b) the central part from the Kuani west towards the railway. No distress is anticipated in (a), and in (b) there will not be much.

The western half comprises nine supervisor *kanungo* circles. His Honor authorized the Collector to at once appoint nine additional or naib supervisor *kanungos* in these circles, and an additional naib tahsildar to the Sitapur and Misrikh tahsils. This staff will be appointed under the terms of Government Resolution No. 551, dated 30th December 1896, and will be utilized for village inspection and other scarcity work. The pay of the additional *kanungos* will be Rs. 15 or Rs. 20, and of the naib tahsildar Rs. 40 or Rs. 50, as the Commissioner may decide. The Commissioner was authorized to sanction the appointment of a naib tahsildar in the Biswan tahsil wherever he considered it necessary. The Commissioner was also authorized to allow each naib tahsildar a *chaprasi*.

Authority was further given to the Commissioner to sanction a temporary clerical establishment for famine accounts and correspondence in each district of the division up to Rs. 75 a month, and to spend up to Rs. 100 a month on a similar establishment in his own office.

The Deputy Commissioner stated that in the town of Sitapur relief under Chapter X was being given at present from private subscriptions. His Honor suggested that it would be well to utilize private subscriptions for blankets, clothing, and similar petty comforts and indulgences; and to employ public funds in relieving, under Chapter X, persons who were entitled to relief under that chapter. With reference to the Commissioner's remark that the prescribed fortnightly and monthly returns submitted by distressed districts did not show whether relief arrangements under Chapter X were in force in every town in which they might be necessary, His Honor decided to separately issue instructions on the subject to District Officers.

With regard to relief works, the Deputy Commissioner reported that six relief works had now been opened by the Public Works Department under strict Code rules in the district. These works were sufficiently distributed over the distressed parts of the district. With reference to the Commissioner's remark that inter-district communications were not sufficiently attended to in the district relief programmes, and that roads were raised and improved in Sitapur, and not touched in Hardoi, His Honor directed that the attention of the Public Works Department should be directed to the matter. Each road used as a relief work should be improved throughout its whole length, and the improvement should not stop short at the boundary of one district without regard as to what was being done in the next district. The Commissioner should keep this matter in mind in dealing with proposals for opening relief works in his division.

With regard to "village works," the Deputy Commissioner reported that zamindars in his district were not eager to apply for "partly recoverable" advances for tanks. They wished for masonry wells, and were taking loans under the Land Improvement Act; but they did not care

for tanks. The Commissioner was doubtful as to the possibility of withdrawing the people to any extent from large relief works to village works on the approach of the hot weather. He thought that large public works must remain the backbone of relief operations. There were no large and important tank projects in the district, and it was doubtful whether *useful* village works of the type of tanks could be found. Again, if the zamindár was entrusted with the supervision of village works paid for entirely by Government, there was no guarantee that he would give employment to all the persons who required it, especially to residents of other villages. His Honor expressed a wish that some experiments should be made before the hot weather in opening village works under the supervision of zamindárs, but that this could not be done until Mr. Palmer's rules were out.

With regard to the Commissioner's remark that the district programme of relief works lying in the distressed portion of the district would be worked through before the end of the hot weather, His Honor said that relief works in other parts of the district should also be utilized, and the workers transferred to them. The District Engineer was instructed to take steps at once in this direction. The Commissioner was also authorized to allow *thaolas* to be made as part of a famine relief project when a road was being constructed or raised by famine labour. The trees could be put in later.

It came to His Honor's notice that persons were in this district wrongly classified as "dependants" who were really workers. The District Engineer was instructed to correct this error in future returns.

The estimate of *rabi* sowings was returned by the Deputy Commissioner as 68 per cent. of the normal. The Deputy Commissioner thought that this might rise to 70 per cent. The *rabi* prospects were at present decidedly good. With no rain at all up to March there might be an 8-anna crop. Carrot seed came too late and was going off very slowly. The Deputy Commissioner had received 100 maunds. The Civil Surgeon stated that the general health of persons received in the jail was good; not many come in to jail in an emaciated condition. In the dispensary he had noticed an improvement among the persons coming there for relief since the opening of relief works. The District Engineer reported that at present nearly 10,000 persons were in receipt of relief. He anticipated that the number would increase to 15,000 in January. His Honor accepted the Deputy Commissioner's estimate of a total of three million or three and a half million units up to June next. The Commissioner did not think that distress was sufficiently acute to require the formation of sub-divisional famine relief charges under special officers.

HARDOI DISTRICT.

Notes of a Conference of Divisional and District Officers held by His Honor at Hardoi on the 4th January 1897.

THE area of the district is 2,325 square miles with a population of 1,113,000. The whole of the district is severely distressed. In November the Deputy Commissioner had estimated the relief at 10,000,000 units in the event of rain not falling in time to sow the full *rabi* area, but with fair winter rains. The November rain was not sufficient for full *rabi* sowings, as the area sown is only 52 per cent. of the normal

area. The Deputy Commissioner's revised estimate was for 10,000,000 units up to the end of April, his estimates being 70,000 a day in January, 100,000 in February, 120,000 in March, and then in April dropping to 20,000. His Honor considered that with the expansion of village relief which had been ordered, and which is absolutely essential, 10 per cent. of the population or 100,000 a day might be expected to require relief at the time of greatest pressure, and that this pressure would occur after April. This would place the total number of relief units at something between 12 and 15 millions. By the beginning of March there might be 70,000 persons on works and 30,000 on village relief.

The organization of the Department of Public Works in the district was stated by the Superintending Engineer to be sufficient for this contingency, provided twelve more naib tahsildárs as "officers in charge" were given. Chief Engineer would be requested to call on the Board of Revenue for this number to be placed at the disposal of the Superintending Engineer for employment in Hardoi.

With regard to the programme for public works, the points decided were—

- (1) The relief works enumerated below should be taken in hand as soon as possible :—
 - (a) Construction of new road from Sandi to Baghauli ; the Deputy Commissioner to issue the necessary notification under the Land Acquisition Act.
 - (b) Repair of the Nuktausa-Saighát road.
 - (c) Repair of the Bilgram-Meoraghát road. This is a new work which must be placed on the list at once.
- (2) The following roads should be taken in hand gradually, so as to maintain continuity with relief works in the Sitapur district :—
 - (a) Repair of the Hardoi-Dadhuamaughát road.
 - (b) Repair of the Hardoi-Gopamau-Pisawan road. The small portion between Gopamau and the river Gumti must be brought on the list as a new work.
 - (c) Repair of the Pihani-Kulhabarghát road ; this must be brought on the list as a new work.
 - (d) Repair of the Mansurnagar-Chandpur (Behta-Gokul railway station) road. This must be brought on the list as a new work.
- (3) Wages on famine relief works should in future be fixed on the average price of the common food grains, taking the common grains now selling in the market (such as *juár*, *bájra*, maize, *kodon*, *sáwan*) and including the cheaper *rabi* grains in the spring. This is necessary, inasmuch as the markets are not always supplied with one particular grain, and it is undesirable to allow the choice of one particular grain.
- (4) In future, when a road work is undertaken as a famine relief work, the Public Works Department will consider it part of the work to clear out, widen, and deepen any tanks which

may be situated near the road free of cost to the zamíndárs. As far as possible the earth taken from such tanks shall be used in raising the road.

When a village is situated within a mile of the road, and there is a tank in the village which requires to be cleared out, widened, or deepened, or it is desirable to make a new tank in the village, the work may be carried out by the Public Works Department after arrangements have been made by the District Officer to recover a reasonable portion of the cost from the zamíndárs, such cost to be calculated at Rs. 4 per 1,000 cubic feet.

In the case of such tanks being made, the District Officer shall be empowered to remit the recovery of any portion of the cost if the zamíndárs are really too poor to pay.

With regard to the question of grain supplies on the relief works or in the district, no difficulty was anticipated. Prices appeared to have steadied, and with a fair *rabí* there should be a decline.

With regard to 65(a) works, the Deputy Commissioner stated that he had ready a large number of tank projects, and many zamíndárs would gladly take advances on the "partly recoverable" system. His Honor directed that two or three such projects should be experimentally started as soon as Mr. Palmer's rules were published. These projects would be useful adjuncts to the large works at the end of the hot weather, but would not supersede the latter, and the Department of Public Works establishments and works must be maintained at full strength until famine disappeared. The Deputy Commissioner should have about 200 tank projects ready. With regard to a possible objection to these tank projects through zamíndári agency, as not providing work and wages for the young, the infirm, and "dependants," this could and should be got over by placing "dependants" on the village relief lists.

Poorhouses should be systematically weeded out, the able-bodied being sent to works, and the infirm to their villages to be there placed on the gratuitous relief list.

With regard to village relief, His Honor stated, without attempting to prescribe a standard, that in this district the Deputy Commissioner need not be alarmed if the numbers on the lists reached 3 per cent. of the population. There was no intention on the part of the Government to prescribe this or any other limit, which must necessarily vary with the circumstances of each tract. The essential point was that in each village all the poor and helpless, of whatever class, who were unable to work should be kept by means of village relief from starvation. The question of the amounts of the doles to be allowed to persons on the village lists would be the subject of separate orders.

With regard to the district organization for famine relief, it was stated that, in accordance with His Honor's orders, an additional naib tahsíl-dár to each tahsíl and an additional *kanúngo* in each supervisor's circle had already been appointed. His Honor decided that, in view of the distress in the district and the necessity for expanding the village relief system, a third naib tahsíl-dár on Rs. 40 or Rs. 50

should be appointed in each tahsil, and a second additional *kanungo* to each circle. This will give 8 additional naib tahsildárs and 34 additional supervisor *kanungos* for relief work. With this staff the village relief lists could be at once completed and properly maintained. The special relief officer of the status of a tahsildár who had been sent to the district would be withdrawn.

A small resthouse for inspecting officers should be built by the Deputy Commissioner at Beniganj at once. The Commissioner was authorized to sanction this expenditure, which should not exceed Rs. 600 or Rs. 800, from the grant placed at his disposal for 65(a) works and other famine relief expenditure incurred by Civil Officers.

FYZABAD DIVISION.

Notes of a Conference held by His Honor the Lieutenant-Governor and Chief Commissioner at Lucknow on 6th January 1897, regarding the condition of the Fyzabad Division.

PRESENT :

The Commissioner, Fyzabad Division.

The Superintending Engineer.

The Chief Engineer to Government.

The Secretary to Government, Famine Department.

AFTER discussion His Honor decided that all works in Bara Banki should now be placed under strict Code rules, and the district declared distressed, and that the usual periodical report should be submitted.

His Honor further decided that in Partábgarh and Sultánpur the intermediate and civil test works should be converted into Famine Code test works conducted by Department Public Works, with enforcement of strict tests so as not to interfere with demand for labour by the railway in progress. The districts will not be declared distressed for the present. Commissioner will decide when the declaration should be made. Under the Famine Code test works no allowances will be granted to dependants.

Commissioner stated that he did not regard Gonda as a distressed district. *Rabi* area large, late rainfall heavy, and prospects good. All works open in Gonda are on the intermediate system.

Commissioner stated that in Fyzabad also intermediate works are open. Commissioner did not consider Fyzabad as badly off as Partábgarh. He thought intermediate works were as an adequate test of distress.

His Honor decided that in Gonda and Fyzabad intermediate works may be allowed to stand, and that all civil test works should be converted into intermediate works.

As regards "village relief," the rules which are about to issue for the compilation of village lists should be applied cautiously to the districts of the Fyzabad Division. Probably in Bara Banki alone, as being a "distressed" district, will it be necessary to give such gratuitous relief to any large extent. Circular G. O. No. 552, dated 30th December, will now apply to Bara Banki, and the Commissioner will authorize, as he thinks fit, the Deputy Commissioner to strengthen the naib tahsildárs and the supervisor *kanungos*.

GORAKHPUR DISTRICT.

Notes of a Conference held by His Honor the Lieutenant-Governor and Chief Commissioner at Lucknow on the 6th January 1897.

PRESENT:

MR. ALEXANDER	... Commissioner.
„ HOEY	... Collector.
„ MACKENZIE	... Landowner.
„ ODLING	∴ Secretary, Department of Public Works.
„ HOLME	... Executive Engineer.
„ HOLDERNESS	... Secretary, Scarcity Department.

THE Collector explained that the worst part of the district was the western side, comprising the Bansgaon, Gorakhpur, Hata tahsils, and pargana Haveli of the Mahárájanj tahsil. The part east of the town of Gorakhpur is doing well, and has a good *rabi* sown. The Collector stated that there was a certain amount of sporadic distress in the district as a whole, but that the total number of persons on the intermediate works and test works open was only 5,141. The test works are all managed by civil officers. When the tests were lately made more severe, the numbers fell off. In reply to His Honor's enquiry whether there were objections to converting the intermediate works into Code relief works, the Collector said that the people would come in much larger numbers and expenditure would run up. The Collector and the Commissioner both admitted that in the east, especially in Bansgaon and Hata, there was considerable

		<i>Acres.</i>	<i>Population.</i>	
*Bansgaon	...	888,480	451,666	want of work and
Gorakhpur	...	418,442	477,583	distress. His Honor
Hata	...	365,460	430,069	decided that this
Mahárájanj (pargana Haveli),	500,000 (about).	350,000 (about).		area* of the district,

comprising a population of about 1,700,000 and with an area of about 270,039 square miles, should be declared distressed, and all works brought under Famine Code rules. The Collector will decide what works should be opened; probably two in each tahsil. Chief Engineer will arrange for sufficient number of work agents. (His Honor expressed a wish that the Executive and District Engineer, before leaving Lucknow, should visit a Lucknow relief work and see how Colonel Pulford's system of daily payments is worked.)

As regards the relief works in the rest of the district, the Commissioner and Collector recommended continuance of present "intermediate" works, with here and there (if necessary) a civil test work at a sufficient distance.

As regards "village relief," the Collector stated that there are 32 relief circles, *i.e.*, *kanungo* circles—in the district. *Patwáris* had made out lists, showing about 1,100 persons in all, in need of gratuitous relief. The Collector thought this number would have been increased. His Honor explained the system approved by him, regarding which rules were under issue, for verifying and amplifying the lists.

Collector stated that he had appointed one additional naib tahsil-dár to each tahsil, and one additional *kanungo* to each supervisor's

circle. His Honor gave the Collector authority, with Commissioner's sanction, to appoint a second additional naib tahsildár in each distressed tahsíl and a second additional supervisor *kanúngo* to each relief circle in the distressed area. These men could be put on and taken off as required. The pressing matter was to get the village lists properly completed and verified. His Honor explained that while village relief might be given throughout the whole district in necessitous cases, it would be chiefly needed in the distressed tract.

His Honor decided to give one more Deputy Collector to the district, and authorized Commissioner to sanction a special clerical establishment for Collector's office up to Rs. 65 a month, and to entertain for his own office a similar establishment up to Rs. 100 a month.

As regards the question of land acquisition, His Honor said that the old road width should be adhered to as far as possible: where land is required, the Engineer officers must place on record the land actually taken up as the work proceeds, and the Collector will hereafter arrange for any compensation proceedings that may be necessary.

His Honor directed that road tanks should be taken up along the roads by the Department of Public Works as part of the road projects. Collector stated that he had difficulty in getting landlords to take up "village works" under the "partly recoverable" advance system. His Honor requested Commissioner to start experimentally one or two village works as soon as the rules for them issued, in order to ascertain how the system worked before the hot weather comes on.

As to supplies of grain, the Commissioner did not apprehend any difficulty. The stocks in the district are considerable.

The Collector will be given Rs. 3,000 for building five or six temporary relief inspection houses in the district. They should be purely temporary in character, and the Collector will arrange for building them.

AZAMGARH DISTRICT.

Notes of a Conference held by His Honor the Lieutenant-Governor and Chief Commissioner at Lucknow on the 6th January 1897.

PRESENT:

MR. ALEXANDER	... Commissioner.
,, HOEY Collector, Gorakhpur.
,, MACKENZIE	... Landowner.
,, ODLING Secretary, Department of Public Works.
,, HOLME Executive Engineer.
,, HOLDERNESS	... Secretary, Scarcity Department.

THE Divisional Engineer put in a return showing that five "intermediate" works were open in the district, on which 1,170 persons were

employed. The works were not drawing, and people did not seem to want employment. The Commissioner agreed as to this, and added that very little village relief was found to be necessary. Through central part of the district the railway extension is giving work to 10,000 men. The railway is giving only two annas the 100 cubic feet, while on the intermediate works the rate is two annas six pies. The Commissioner was authorized to apply, G. O. No. 552, dated 30th December 1896, regarding the appointment of additional naib tahsildárs and supervisor *kánungos* to the district at any time he considered the district staff required strengthening.

UNAO DISTRICT.

Notes of a Conference held by His Honor the Lieutenant-Governor and Chief Commissioner at Unao on the 7th January 1897.

THE area of the district is 1,778 square miles, divided into 16 *kanúngo* circles and four tahsils. The most distressed part is the Mohan tahsil, with a population of 257,000. After that is part of the Purwa tahsil : in other words, the north-eastern portion of the district, bordering on Lucknow, Rae Bareli, and Hardoi, and scattered patches in the uplands elsewhere. Roughly speaking, about half the district in area and population may be regarded as distressed. The late rain has been heavy and most beneficial. The original estimate of the numbers to be relieved was 7,000,000 units ; but this, in Deputy Commissioner's opinion, could be reduced to 4,000,000 units. The present *rabi* area is about 60 per cent. of the normal. Fully half is irrigated. There will be a bumper crop on irrigated lands, and with a little more rain there will be a good yield all over. The district is importing grain in large quantities, both from Northern Oudh and from Bengal. No apprehensions are felt as to sufficiency of food supplies. About 13,000 at present are on relief works, 1,100 in poorhouses, and 300 on village relief. In the Deputy Commissioner's opinion relief at present given is sufficient for requirements of district. The people, however, will not come on the relief works unless they can return home at night. This possibly may indicate that distress is not acute. Persons coming on the works do not appear emaciated. The District Surveyor confirmed this.

There are four relief works under Department Public Works open at present, and two more are about to be started. These are sufficient at present, and there is a sufficiency of other projects.

As regards village relief, the Deputy Commissioner has doubled the *kanúngo* staff and has applied to the Commissioner for an extra naib tahsildár. With regard to relief in towns in which private subscriptions have been collected, His Honor intimated that the subscriptions should be utilized for purchase of clothes and blankets and for little comforts for the infirm and old.

As to 65 (a) works, the Deputy Commissioner stated that he had numerous applications from zamindárs for advances for tanks on the "partly recoverable" system, and thought he could arrange for 100 projects. His Honor assented to a few such works being started experimentally as soon as Mr. Palmer's rules came out.

ALLAHABAD DISTRICT.

Notes of a Conference held by His Honor the Lieutenant-Governor and Chief Commissioner at Allahabad on the 8th January 1897, followed by an inspection of relief works on the 9th idem.

PRESENT :

MR. G. R. C. WILLIAMS...	Commissioner, Allahabad Division.
„ J. B. FULLER	... Collector of Allahabad.
CAPTAIN T. CHAPMAN	... District Engineer.
MR. C. W. ODLING	... Secretary to Government, Public Works Department.
„ T. W. HOLDERNESS...	Secretary to Government, Scarcity Department.
„ J. HEINIG	... Superintending Engineer.
„ S. J. SIMPSON	... Divisional Engineer.
„ HABIB-ULLA	... Collector of Fatehpur.

HIS HONOR, having visited the relief works in operation at Meja Road, decided that the works in the Allahabad district required immediate improvement in the following points:—

- I.—Increase in the number of tools.
- II.—Organization of gangs in accordance with rule under which there should be 15 diggers to 45 carriers, exclusive of dependants. At present the gangs seen by the Lieutenant-Governor to-day showed 20 diggers to 30 carriers. The re-organization of these gangs in accordance with rule will make even the existing number of tools go much further.
- III.—The filling up the nominal roll page of the gang registers.
- IV.—The disbursement of gang wages by means of separate bags paid away by the gang mates under the inspection and control of the *muharrir* and naib tahsildár.
- V.—Exclusion from the work of all recruiters.
- VI.—Exaction of the full task from able-bodied men as soon as they are sufficiently accustomed to the works to render it.
- VII.—The gangs to be dispersed, so that there may be room for carriers to be employed.

N.B.—All *phaoras* available to be bought until the supply for the Allahabad district reaches 60,000.

In the course of the conference which was held by His Honor at Government House, Allahabad, on the 8th January, at which the above-mentioned officers attended, His Honor, after pointing out the defects in the relief organization of the Allahabad district, laid down the following rules to prevent a repetition of what had occurred:—

1. The responsibility for the proper organization of famine relief arrangements in the district rests on the Collector. If he finds that in consequence of a rapid influx of people on relief works or into poor-houses, the relief works open are insufficient or unsuitably situated, and considers that other works ought to be at once opened to provide relief, and that there is not time to communicate with the Commissioner, he may at once call upon the District Engineer to open any sanctioned project that he considers necessary, informing the Commissioner that he has done so. The District Engineer shall at once comply with the Collector's order without referring to other authorities.

If the case is not so urgent, the Collector should ask the Commissioner for sanction before ordering a work to be opened. On receiving

the Commissioner's sanction, he may thereupon instruct the District Engineer to commence work. The District Engineer shall in every such case comply with the Collector's order without delay or reference to other authority, provided that the work is on the sanctioned relief programme.

2. It is the duty of the Collector to see that any defects not of a technical nature, such as the payment of wages, the formation of gangs, and the like, in the management of relief works by the Public Works Department are corrected. The District Engineer shall at once carry out all orders he may receive on such points.

3. It is the duty of the Chief Engineer to provide a body of naib tahsildárs as "officers in charge" of relief works sufficient for all emergencies; and to see that they are promptly placed at the disposal of the Superintending, the Divisional, and the District Engineers; also to see that there is a sufficient provision of work agents, inspecting officers, and tools.

4. To secure the efficient administration of village relief, one additional naib tahsildár in each of the three tahsils, south of the Jumna, and one additional supervisor *kánungo* in each relief circle in those tahsils, are sanctioned, in addition to the establishment authorized by G. O. No. 552, dated the 30th December 1896.

5. In tahsil Bara the insufficiency of road projects for the numbers likely to require relief is an urgent matter calling for consideration by the Civil and Public Works authorities. Village and other tanks within a mile of each road-work should be taken up as part of the project. The Collector's proposal that, apart from these village tanks, the Public Works Department should take up as relief works groups of irrigation tanks, of which there are many in this tract of country, and put them in repair, would depend for feasibility on details which were not before the conference. It is impossible for the Public Works Department to supervise numerous small works scattered over a large area. If it be a fact that there are practicable projects for large tanks so situated that 4,000 or 5,000 relief workers could be employed on a group within a small area, His Honor would have no objection whatever to their inclusion in the relief work programme. It is for the Collector to formulate his proposals consistently with this principle. Each work would have to be examined and estimated and receive administrative sanction and professional approval in the prescribed way before it could be placed on the relief work programme. This need not occasion delay if matters are put in proper train. As regards smaller and scattered tank projects away from roads, His Honor considered that they were most suitably entrusted to zamíndárs under the partly recoverable advance system. His Honor recognised that the portion of the advance made recoverable would, in the special circumstances of the division, have to be small. With regard to the Collector's difficulties in working the system, that the zamíndárs did not give employment to the persons most in need of it, and excluded the low castes and non-residents, His Honor expressed a wish that the rules under issue should be given a fair trial at an early date. The Collector stated that he had already started 16 small tank projects through zamíndári agency.

With regard to the Karchana tahsil, the Collector stated that the short supply of suitable road projects was still more serious than in Bara. He was taking up the tank question there also, and would submit proposals to the Commissioner.

In the whole district sanctioned road projects exist for 260,000 labourers for three months. The Public Works Department consider this could be easily supplemented by subsidiary tank projects.

The Collector expressed the opinion that much of the road work in the tract would have no utility apart from the fact that it provides a famine relief work.

FATEHPUR DISTRICT.

Notes of a Conference held by His Honor the Lieutenant-Governor and Chief Commissioner at Allahabad on the 8th January 1897.

PRESENT :

- MR. G. R. C. WILLIAMS... *Commissioner, Allahabad Division.*
 „ J. B. FULLER ... *Collector of Allahabad.*
 CAPTAIN T. CHAPMAN ... *District Engineer.*
 MR. C. W. ODLING ... *Secretary to Government, Public Works Department.*
 „ T. W. HOLDERNESS... *Secretary to Government, Scarcity Department.*
 „ J. HEINIG ... *Superintending Engineer.*
 „ S. J. SIMPSON ... *Divisional Engineer.*
 „ HABIB-ULLA ... *Collector of Fatehpur.*

MR. HABIB-ULLA stated that *rabi* prospects were good in his district; that there was not serious distress; that the canal extension project was providing work for 10,000 men; and that test works were not drawing to any great extent. The *rabi* area was least in the Ghāzipur and Khaga tahsils. The canal extension gave work in the southern half of the district lying between the East Indian Railway and the Jumna. Between the East Indian Railway and the Ganges on the north relief works on the intermediate system were now about to be opened. His Honor requested the Commissioner to visit the district as soon as he could, and ascertain exactly how matters stood.

BARA BANKI DISTRICT.

Notes of a Conference held at Bara Banki on the 18th January 1897.

PRESENT :

HIS HONOR THE LIEUTENANT-GOVERNOR, NORTH-WESTERN PROVINCES; AND CHIEF COMMISSIONER, OF OUDH.

- MR. F. B. MULOCK ... *Commissioner.*
 „ C. W. W. HOPE ... *Deputy Commissioner.*
 COLONEL R. R. PULFORD, R.E. ... *Superintending Engineer.*
 MR. A. W. SLATER ... *Executive Engineer.*
 BABU DEBI SAHAY ... *District Surveyor.*
 MR. B. M. C. HAMILTON ... *District Superintendent of Police.*
 „ F. W. HARRIS ... *Assistant Sub-Deputy Opium Agent.*
 „ RIDEETH ... *Court of Wards Manager.*
 ASSISTANT SURGEON J. HARDY ... *Civil Surgeon.*
 MR. J. S. STEVINSON ... *Assistant Commissioner.*
 PANDIT BHAWANI DAT JOSHI ... }
 KAZI AZIZ-UD-DIN AHMAD ... } *Deputy Collector.*
 SAIYID RAZA HUSAIN ... }
 MAULVI MUHAMMAD HUSAIN ... }
 BABU BHAGWAN DAS ... }

Rabi prospects.—The first estimate of the *rabi* area made in November was 287,000 acres out of an area amounting to 474,800 acres calculated

on an average of three years. The estimate of the *rabi* area has now risen to 323,000 acres, that is, 41,000 acres in excess of the first estimate, and amounts to nearly 70 per cent. of the normal area. Sowings, however, were still going on even when this last estimate was made, more particularly poppy sowings. Deputy Commissioner considers that we may calculate on 75 per cent. of the normal *rabi* area, but not more. Of this 75 per cent., 60 per cent. had been sown about the usual time, i.e., by November, and 15 per cent. was sown later. The prospects of the first named area, that is 60 per cent., are very good, and it is anticipated that the crop on it will be more than a full average, if not a bumper crop, more especially as it is on the best lands. The 15 per cent. that was sown later will, even without any more rain, give at least an 8-anna crop. On the whole area, then, 75 per cent. of the normal, a 14 to 16-anna crop may be expected. In addition to this area, there is the *arhar* and sugarcane area, which is included in the *khariif* returns. Generally speaking, it is expected that the labouring classes will be able to carry on after the *rabi* harvest, i.e., after April, without assistance from Government, even without more rain. They will be able to get work, and do not generally seem to expect to get assistance after that date.

Village relief.—Lists have been made out for every village in the district, and at the present moment there are 2,500 individuals on the lists in receipt of relief. This relief will be distributed through resident zamindárs or village headmen. Deputy Commissioner distrusts the *karindás* of the taluqdárs, except in the case of the four or five most influential taluqdárs in the district. Local committees have been formed for each tahsil, with instructions that they should hold fortnightly meetings and report on the condition of the people. The lists originally prepared by *patwaris* have been checked by the circle *kánungos*.

There are 19 *kánungos'* circles, and to ensure that every village is visited at proper intervals, one additional *kánungo* would be required for each of the 19 circles. But it may not be necessary, having regard to the condition of the district, which is not severely distressed, to appoint a *kánungo* to every circle: discretion is given to the Commissioner to sanction the appointment of as many (up to 19) as may be necessary. The additional *kánungos* who will be appointed from *patwaris* and apprentices to *kánungoships*, will be employed on the ordinary duties of *kánungos*. The original *kánungos* will be employed on relief administration only, and they will be assisted by the additional *kánungos* when they have leisure from their regular occupation.

There are in this district numerous large estates under the Court of Wards. In these estates each *ziladar* will be made responsible for the distribution of relief. Deputy Commissioner does not desire the appointment of any additional naib tahsildárs.

It was directed by His Honor that the allowance given in village relief should be fixed at the amount which will be payable on the basis of a grain price of 10 *seers* to the rupee.

Relief works under the Public Works Department.—Six relief works have been selected, commanding all parts of the district, covering each an area of about 300 square miles and providing, in all, for about 30,000 workers and dependants. Of these six works, two, viz., the Digbijaiganj and the Haidargarh roads, have already been started as famine relief works, and the four others will be set going in a few

days. The labourers at present on the twelve intermediate and District Board test works are being transferred to these six relief works.

Other works have also been provided, to which workers can be drafted when the six original works have been exhausted. It was arranged that the works in the eastern portion of the district should, as far as possible, be finished off by the end of March, and that attention should be concentrated then, more particularly on the western part of the district.

Village works.—There are at present 85 of these works opened or being opened at an estimated cost of Rs. 26,700. They consist of works for deepening old tanks, digging new tanks, filling hollows in villages, and training embankments. In addition to these there are 34 village works going on under the superintendence of the Court of Wards, on which about 2,000 labourers are daily employed. At present the numbers on the village works have not been included in the weekly returns of relief workers.

The Deputy Commissioner explains that parganas Kursi and Dewa, which used to be in the Lucknow district, pargana Haidargarh, which used to belong to Rae Bareli, and pargana Suhela, which used to belong to Sultánpur, compose the part of the district that is worst off. This area is about one-fourth of the whole district, with a population of about 275,000.

At present there is more or less pressure everywhere in the district, except in the Tarái areas. It is expected that this pressure will disappear, except in pargana Kursi and parts of pargana Dewa, after the *rabí* is cut, leaving a population of about 130,000 still affected. This area will require assistance in the shape of village relief works probably up to the rains.

His Honor explained the principles on which the fortnightly estimates of the probable numbers that would come on relief was to be re-adjusted from time to time.

Notes of Conversation with the Commissioner, Benares Division, on the condition of the Mirzapur district.

FIRST, as regards the Family Domains. There is no fear of distress in the portion north of the Ganges. In Chakia the Commissioner proposes the opening of a road work, and states that Government is, under agreement, bound to keep the roads in the Domains, and was informed that if the Mahárája pays famine cess for the Domains, Government would pay for the expenditure on the road relief work. The Commissioner states that the Mahárája is prepared to make *bandhs*, &c., at his own expense.

Mirzapur district proper.—In the uplands north of the Son there are now appearances of distress, although when Mr. Broun passed through the distressed part no distress was reported.

Test works had been badly managed, and the subordinate officials had given inadequate information.

The poorhouse at Mirzapur is now getting into good order, with an orphanage attached to it.

At Lalganj, on the border of the district, a roadwork has been started, on which, when the Commissioner visited it, there were 2,000

workers. The numbers rose rapidly to 5,000, and the arrangements made are sufficient to provide for 10,000. A second road near Mirzapur (the Mirzapur-Chunár road) will be opened shortly, and 1,000 are expected to come on it.

Projects have been prepared to support 83,000 labourers for three months.

South of the Son is a hilly country, with sparse aboriginal population.

Works have been started and tanks selected by Deputy Collector Nizam-ud-din, who was sent down with a free hand to commence operations and with leave to grant advances to zamíndárs.

Village lists have been made out for the district, but the Commissioner thinks them altogether untrustworthy. The Commissioner has strengthened his tahsil staff for famine work.

Ordered that a sum of Rs. 50,000 be placed at the credit of the Commissioner for expenditure on all kinds of relief works, except Public Works Department works; and that he be asked to report if a temporary telegraph line should be made from Ahraura to Robertsganj.

FYZABAD DISTRICT.

Notes of a Conference held at Fyzabad on the 19th January 1897.

PRESENT :

HIS HONOR THE LIEUTENANT-GOVERNOR AND CHIEF COMMISSIONER.

MR. F. B. MULOCK *Commissioner.*

LIEUTENANT-COLONEL G. W. ANSON ... *Deputy Commissioner.*

MR. H. F. HOUSE *Settlement Officer.*

SURGEON-MAJOR J. J. PRATT ... *Civil Surgeon.*

MR. H. A. FELTON SMITH ... *District Superintendent of Police.*

COLONEL R. R. PULFORD, R.E. ... *Superintending Engineer.*

MR. A. W. SLATER *Executive Engineer.*

„ J. GROVES *District Engineer.*

BABU BINDESHRI PARSHAD ... }
„ RADHA RAMAN ... } *Deputy Collectors.*
PANDIT CHIRAUNJI LAL ... }

MR. H. F. EVANS *Chief Secretary.*

Rabí prospects.—The first estimate of probable rabí area made in November last was 148,400 acres, out of a normal area of 418,000 acres. The last estimate made up to the end of December has raised that area to 280,000 acres, or 67 per cent. of the normal. Of this area, the amount under late sowings was inconsiderable—not more than 5 or 6 per cent. It is hoped that the total area may finally rise as high as 70 per cent. of the normal. There will be a good harvest

even without any more rain, and the outturn generally will be not much under the average amount for the whole district.

Village works.—Twenty-four village works have been sanctioned, viz., tahsil Akbarpur, 13, tahsil Tanda, 3; and tahsil Bhikapur, 8. For three of these advances have already been given, and they will be started in a few days. The Commissioner has allotted Rs. 40,000 for these works, and thinks it will be sufficient, but possibly Rs. 50,000 may be required.

Village relief.—Village lists have been prepared for every village by the *kánungos* under the supervision of the Sub-Divisional Officers. At present the numbers receiving gratuitous relief amount to only 2,087, of whom 1,215 are within the municipal limits and only 872 in the villages.

The question arose whether it was better to strengthen the staff by appointing additional *kánungos* or *naib tahsildárs*. As the district is not “distressed” in the official sense, it was thought better to appoint *naibs*. Permission was given to the Commissioner to appoint not more than six *naib tahsildárs* on pay up to Rs. 50 per mensem for the supervision of village relief, their primary duty being to inspect the villages and see that the lists are properly prepared and relief properly administered. Their services should also be utilized to inspect village works.

Public Works Department works.—There are at present three “intermediate” works in full working, and two others are ready to be put into operation at any moment. The works arranged for are sufficient to provide employment for 40,000 persons for three months.

His Honor directed that there should be one “intermediate” work kept in operation for every 300 square miles of the district.

District Board Works.—There is one District Board work, on which there are 1,600 persons employed, a minority of whom would not be fit to work on the “intermediate” works.

Poorhouses.—There are four poorhouses, one in each tahsil town. It was stated that the inmates of the three other poorhouses are in a worse condition than those of the poorhouse at Fyzabad, more particularly in Akbarpur (354 inmates) and Tanda (320 inmates).

Condition of the people.—The District Engineer stated that he found the people coming on his works in good condition. The District Superintendent of Police, who had been touring through the district, says he has seen few signs of real distress, but that there has been for the last six weeks a considerable increase in petty burglaries and in the thefts of cattle, chiefly by *Chamars*, with the object of obtaining food. The Civil Surgeon finds the condition of criminals admitted into jail very fair.

The portion of the district in which pressure is represented to be greatest consists of the eastern-south of tahsil Akbarpur and the south of tahsil Tanda.

His Honor directed that the village relief should be carefully watched. If there be any sign that they are not affording adequate relief (*e.g.*, if the village lists show people able to work relieved in that way, say, to the extent of 5,000 or 6,000), the “intermediate” works should be converted, as necessity arises, into famine test works. It will be open to the Deputy Commissioner and Commissioner to convert the test into regular relief works whenever they think it necessary.

SULTÁNPUR DISTRICT.

Notes of a Conference held at Sultánpur on the 21st January 1897.

PRESENT :

HIS HONOR THE LIEUTENANT-GOVERNOR AND CHIEF COMMISSIONER.		
MR. F. W. BROWNRIGG	...	<i>Deputy Commissioner.</i>
COLONEL R. R. PULFORD, R.E.	...	<i>Superintending Engineer.</i>
MR. A. W. SLATER	...	<i>Executive Engineer.</i>
„ L. H. TURNER	...	<i>Assistant Commissioner.</i>
„ C. H. GORDON	...	<i>District Superintendent of Police.</i>
ASSISTANT SURGEON J. T. PARKINSON.		<i>Civil Surgeon.</i>
CHAUDHRI MAHARAJ SINGH	...	<i>Deputy Collector in charge of Sultánpur.</i>
MUNSHI MUHAMMAD BAKAR KHAN.		<i>Deputy Collector in charge of Khadipur.</i>
MUNSHI SHARAFAT-ULLAH	...	<i>Deputy Collector in charge of Musafirkhána.</i>
„ HISAM-UD-DIN		<i>Deputy Collector in charge of Amethi.</i>
„ ABDUL KARIM	...	<i>Deputy Collector in charge of Poorhouse.</i>
PANDIT RAJ NARAIN	...	<i>Deputy Collector in charge of Poorhouses.</i>
BÁBU BADRI DAS	...	<i>District Surveyor.</i>

Rabi prospects.—The original estimate of the probable *rabi* area made in November last was 223,000 acres. The latest estimate gives an area sown of 271,000 acres, or 75 per cent. of a normal area of 361,000 acres. The Deputy Commissioner thinks that there will be no further sowings, but there will be some 10,000 acres sown with *sawan*, from which the produce will be about 20 maunds an acre.

The *rabi* crop is generally healthy; much wheat and barley is already in ear. Gram on *dofaski* land has not germinated well, and can hardly be much improved by the present rain. Gram on other land is good. The rain now falling will have been quite sufficient. The *rabi* generally will give a normal harvest.

Public Works Department works.—There are six works now open, which are well placed to meet the wants of the whole district, and other projects have been prepared to supplement these if necessary. The tanks in the neighbourhood of the six works are now being taken in hand, and the works have been converted into test works. No dependants are at present received on these works; but as the allowances given to the workers are somewhat larger than they used to obtain, the total amount of relief received is much the same as it was before. The present system, that is, without allowing dependants, gives sufficient relief, and it can, of course, be changed, if necessary, to one under which dependants may also be admitted.

Village relief.—Local committees have been formed in suitable places. The Deputy Commissioner believes the numbers in receipt of gratuitous relief not to exceed 1,500.

Village works.—There are at present about 40 village works in operation, mostly confined to the parts of the district where there has been most pressure. They consist of tanks being deepened and embankments being made. Small cultivators and labourers get employment on them. The landlords employ their own tenants; but as several villages often belong to one landlord, the workers are not necessarily confined to the residents of a particular village where the work is situated.

Fresh village works will be undertaken as applications are made for further advances.

There is also a fair number of works being carried on at the expense of the landlords, for which no advances have been taken.

Poorhouses.—There are four poorhouses—one in each tahsíl—and persons now admitted into them show fewer signs of emaciation than was previously the case.

Condition of the people.—The Civil Surgeon reports that the prisoners admitted into jail, and patients admitted into the hospital, appear in good condition. Outpatients have decreased. The death-rate has been lower all along than it was last year: the birth-rate is increasing.

It was generally thought that the *rabi* will supply sufficient grain until the next *kharif* harvest. Grain is also being imported.

The District Superintendent of Police reports a slight increase of crime in two of the thirteen *thanas*; but elsewhere crime is normal.

Numbers on relief.—There are now, as estimated by the Deputy Commissioner, about 20,000 on all forms of relief. The maximum (about 30,000), he anticipates, will be reached by the middle of next month, and will continue until the middle of March, when the numbers should begin to fall and would remain at about 5,000 until the rains set in. The total number to be provided for would be about three million units until the rains from January 1st.

The Deputy Collectors in charge of the several tahsils believe that if a work were maintained in each tahsíl after the *rabi* is cut, there would not be more than 500 or 600 people on each work. This may be taken for what it is worth.

PARTABGARH DISTRICT.

Notes of a Conference held at Sultánpur on the 22nd January 1897 with reference to the condition of the Partábgarh District.

PRESENT:

HIS HONOR THE LIEUTENANT-GOVERNOR, NORTH-WESTERN PROVINCES AND CHIEF COMMISSIONER OF OUDH.

MR. W. R. TUCKER ... *Deputy Commissioner.*

„ C. E. CRAWFORD ... *Assistant Commissioner.*

SHEIKH MUHAMMAD WASI ... } *Deputy Collectors.*

MUNSHI BANKE BIHARI LAL... }

MR. GILMORE ... *District Engineer.*

COLONEL R. R. PULFROD, R.E., *Superintending Engineer.*

MR. A. W. SLATER ... *Executive Engineer.*

„ H. F. EVANS... *Chief Secretary to Government.*

Rabi prospects.—The original estimate of the probable *rabi* area made in November last was 134,000 acres. The estimate rose in December to

169,000 acres, or 54 per cent. of a normal area of 313,000 acres. The Deputy Commissioner says that a little more has been sown since the last estimate was made, but does not think that the total will be more than 60 per cent. of normal.

The Deputy Collector in charge of Kunda tahsíl, however, believes that a considerable area has been sown since the last returns were sent in by the *patwáris*, some even since the rain on the 30th December, and he would go as far as to estimate the *rabi* area in that tahsíl as nearly 75 per cent. of the normal. (And from what the Lieutenant-Governor has heard from Partágarh talúqdárs he has little doubt that the percentage, 54 per cent., given by the Deputy Commissioner is incorrect, and that 65 per cent. would be nearer the truth).

All the early sown *rabi* is looking extremely well, and though *arhar* and peas are said to be in some places slightly damaged by frost, this does not seem to have been the case to any wide extent.

Public Works Department Works.—There are now four test works in operation (Nos. 1, 2, 3, and 4), on which the latest returns show only 583 employed. Dependants are not admitted. These works are within reach of the most distressed parts of the district, *viz.*, the Kunda tahsíl north and north-east of Patti tahsíl, and the north-east of the Partágarh tahsíl. A fifth work (No. 9) is ready to be opened immediately.

There are a good many still at work on the railway, engaged in collecting kankar, dressing embankments, &c. The District Engineer estimates the numbers so employed to be between 2,000 and 3,000.

Public Works Department works have been only recently converted from intermediate works to famine works, but without admission of dependants. The change has been too recent for any marked effect to have been observed, but it is said that the numbers are increasing.

There are also two District Board test works, on which there are 921 workers.

Village works.—The Deputy Commissioner states there are 67 works (tanks and *bándhe*) for which agreements have been taken, nearly all of which are in operation and employ nearly 6,000 workers. These works have been distributed evenly over all parts of the district.

Of the amount allotted to the Deputy Commissioner for these works, *viz.*, Rs. 60,000, Rs. 50,900 have been advanced, which should suffice for about 100 works, and these works, it was directed, should be located where the pressure is greatest.

Village relief.—Lists, it is stated, were made out by the *patwáris* for each village, and tested by the *kanúngos*. At present only 158 persons out of a population of 910,000 of the district are in receipt of village relief. None of these lists have been tested by the Deputy Commissioner personally, or by the Joint Magistrate, or, to any satisfactory extent, by the Deputy Collectors. The Deputy Commissioner was strictly enjoined to take this matter in hand at once, and to see that a fair proportion of villages was properly inspected by the Sub-Divisional Officers, with the object of securing a reasonable extension of village relief to those entitled to it if such there be.

Poorhouses.—There are three poorhouses—one in each tahsíl—with 846 inmates.

Condition of the people.—The district officials report, generally speaking, (except the inmates in the poorhouses) that people are not

met with who show signs of emaciation or starvation, though people are met with who are "pulled down."

Petty offences against property are numerous, but there is no serious crime.

Stocks.—Stocks of grain are stated to be sufficient. Importation is going on chiefly by road from Fyzabad, and partly by river.

Estimate of probable numbers on relief.—The number on relief at present is about 8,500. It is estimated the numbers may rise in February, and up to the middle of March to 25,000, but will fall again in April, May, and June to 5,000. This estimate, if correct, would give a total of 2 to 2½ million units that will require relief from the 1st January.

But from the information given him the Lieutenant-Governor and Chief Commissioner is not satisfied that relief is managed as it ought to be. It is manifest that the Deputy Commissioner, from his own admission, and the Sub-divisional Officers, from their own admissions, have not taken any adequate precautions to assure themselves that distress does not exist in the villages. If it be true that Partágarh did experience the *kharij* failure that was reported, and if its *rabt* area sown is no greater than is reported, then greater pressure was to be expected than that stated to exist. And the probability that greater pressure than that reported does exist is to be inferred from the distress in Rae Bareilly and Jaunpur. If no such pressure exists in Partágarh, then the inference is that the Government has been misinformed both as to the *kharij* outturn and the prospects of the *rabt*. The Lieutenant-Governor would not be at all surprised if this were found to be the true explanation.

However, His Honor cannot rest satisfied with the existing precautions: and, to assure himself that no unrelieved distress in the villages exists, has ordered that dependants be now admitted to the relief works, four in number, which will be managed by the Department of Public Works under the Famine Code. It will depend on the result of this experiment whether the district shall be declared distressed or not.

MIRZAPUR DISTRICT.

Notes of a Conference held by His Honor the Lieutenant-Governor and Chief Commissioner on the 28th January 1897.

PRESENT:

MR. D. T. ROBERTS	Commissioner.
„ J. HEINIG	Superintending Engineer.
„ H. G. PASSANAH	Divisional Engineer.
„ T. STOKER	Secretary to Government, Scarcity Department.

THE condition of the Mirzapur district was discussed with the Commissioner (Mr. Roberts), Mr. Heinig, and Mr. Passanah. The Commissioner considered that the whole of the tract south of the Ganges might be regarded as distressed, including even the portion between the river and the foot of the hills.

There are three poorhouses open—at Mirzapur, Robertsganj, and Lal-ganj.

The programme of works was declared sufficient for two months, and is being enlarged. The Superintending Engineer was directed to make out a supplementary list. The Divisional Engineer was advised to arrange for a sufficient supply of tools: he reports having in stock 4,000 *phaoras*, and having ordered 6,000 more.

The Collector's estimate of units for relief during the rest of the famine is six millions; the Commissioner's estimate, four millions.

The question of connecting Robertsganj with Ahraura by telegraph was discussed. The measure was declared by the Divisional Officers necessary, in order to keep in touch with Robertsganj and Dudhi. The cost was estimated at about Rs. 12,000. After discussion it was considered better to keep up communications by a line of *ekkas* from Ahraura. The Commissioner was authorized to arrange this and to extend the line, if necessary, as far as Chopan.

The Commissioner, having reported that another tahsildár was required in Mirzapur tahsíl, was authorized to employ Aulad Ali in anticipation of sanction as famine relief officer on Rs. 150. Concerning the district south of the Sons, the Commissioner considered that relief would chiefly be required in the shape of gratuitous village relief, owing to the difficulty of collecting people on works. The Lieutenant-Governor demurred to this, and preferred that relief should take the shape of village relief works on recoverable advances. The Commissioner's estimate of Rs. 5,000 in all for this purpose was accepted as moderate.

REST OF BENARES DIVISION.

IT was not expected by the Divisional Officers that any relief works under the Public Works Department, or village works under article 65(a), would be required, unless under recoverable advances, in the Gházipur, Ballia, or Benares district. Possibly a poorhouse might be necessary in Gházipur, to meet the case of immigrants and wanderers.

JAUNPUR DISTRICT.

Notes of a Conference held by His Honor the Lieutenant-Governor and Chief Commissioner at Shahganj on the 28th January 1897.

PRESENT :

MR. D. T. ROBERTS Commissioner.
„ H. W. W. REYNOLDS Collector.
„ P. F. N. TOULMIN District Superintendent of Police.
„ J. HEINIG Superintending Engineer.
„ H. G. PASSANAH Divisional Engineer.
„ T. STOKER Secretary to Government, Scarcity Department.

THE Collector explained that the area at present officially declared to be distressed is the Ungli and Badlapur parganas (tahsíl Kutahan), with an area of 271 square miles. He considered that the whole

of the district to the north-east of the Gumti, with a part of Machhlisahar, an area of about 400 square miles and an estimated population of 300,000 roughly, is now either distressed or likely to become so. There are four public works open with now about 24,000 labourers, including dependants, who consist largely of children. The numbers in each charge have largely increased and in one case were estimated to reach 10,000.

His Honor directed that this defect should be remedied; the "charges" confined to 5,000 and kept apart.

No difficulty has been found about getting officers in charge (naib tahsildárs); 13 have been appointed; some newly joined. All are satisfactory.

The project to deepen and improve the Gajar Tal, the private property of M. Muhammad Mohsin, Khán Bahádur, was considered. The Public Works Department officers favoured it as affording a very suitable form of labour. The estimated cost is Rs. 1,25,000, which would benefit the proprietor only except so far as it would improve irrigation of surrounding lands to a limit of about half a mile. The proprietor, who has a permanent settlement, would not bear any part of the cost. His Honor considered project unsuitable as not being a work of public utility, and expressed his preference for projects of digging and cleaning village or roadside tanks where road work was not available. It was stated by the Collector and the Divisional Engineer that roadside tanks were being made, and projects for others and for village tanks being matured.

One tank is in progress as a village work [article 65(a)] on partly recoverable advances, and two others at the entire cost of Government. No great extension of the recoverable advance system was anticipated by the Collector.

Three poorhouses were reported by the Collector to be open, viz., at Shahganj (400 inmates), Jaunpur (200), Machhlisahar (200).

Village relief distribution is at present confined to Act XX towns and the municipalities, and the number of recipients is 700.

Patwáris' lists—full nominal rolls—were made in November and December and are now being revised according to latest instructions. Collector thought the lists rather small. Lists are being made for the entire district, and not distressed tracts only. He estimates that less than 3 per cent. in the distressed tracts will be brought on the lists. The extent of this form of relief, the method of distribution, and the rates were discussed. His Honor pointed out the necessity for avoiding any general extension of the system in non-distressed tracts. Any individual cases in such areas could best be met, where possible, by other forms of State relief and by means of the charitable fund now being raised. In all parts the greatest care and discrimination should be used to prevent abuses and demoralization and to control the agency. His Honor suggested a sort of committee, in which the zamíndár or his agent and the head ryot should be associated with the *patwári*. He estimated that in distressed tracts the total on village relief, from what he saw, should not exceed 2 per cent., or, say, 6,000 for the entire tract. As an outside figure for the entire district he calculated the cost should not exceed Rs. 10,000 per month. The Collector and Commissioner accepted this estimate, which is not to be exceeded for the entire district.

The rates of village relief now paid are—

	Pice.
Male adults	5
Female adults	4
Big children	2
Small children	1

His Honor thought it should be altered to—

	Pice.
Adults, male and female	4
Children, 12 to 16 years	3
" 7 to 12 "	2
" under 7 "	1

This rate would not require to be changed, as prices are probably at their highest. The forecast of the District and Divisional Officers of numbers likely to come on relief of all sorts was from 35,000 to 40,000. If the weather proved favourable to the crops, the numbers would probably not exceed 30,000. The estimate of total number of units from 1st January 1897 to 30th June 1897 was 5,000,000. The public works will have to be kept open till the rains.

Permanent advances have yet been only made to the Collector of Mirzapur. Other Collectors asked to report.

Food supply sufficient; kept up by imports. Prices have not yet sensibly fallen.

The District Superintendent of Police reported that crime was decreasing. No trouble found in guarding money on the works. District Officers report no difficulty in arranging for copper coins or supplies on works. People in good condition, very few coming on works in emaciated state.

Finally, His Honor pointed out the necessity for care in preventing undue expansion of village relief and confining it strictly to cases which could not otherwise be relieved and to mere subsistence. Anything beyond would be suitably provided, where necessary, from the charitable fund.

GORAKHPUR DIVISION.

Notes of a Conference held by His Honor the Lieutenant-Governor and Chief Commissioner at Barhalganj on the 31st January 1897.

PRESENT.

MR. E. B. ALEXANDER Commissioner.
" W. HOEY Collector.
" W. J. E. LUPTON Assistant Collector.
" C. H. HOLME Divisional Engineer.
" T. STOKER Secretary to Government, Scarcity Department.

Public works.—Mr. Holme reported that five works were actually open, two probably open though figures not yet reported, and two more in process of being opened; nine in all. The latest return shows numbers employed under the Famine Code Public Works Department works 13,381 (on the 28th January 1897), on intermediate works 2,000, in poorhouses 3,500, and on village relief 2,800.

The sufficiency of the works in progress and projected was considered. His Honor laid down that a work for about every 300 square miles, roughly speaking, of the distressed tract would suffice.

Each work could have two charges. There would thus be nine work with 18 charges, giving employment to 90,000.

The works indicated by the Divisional Engineer were examined, and their location considered satisfactory by His Honor.

In the case of tahsils Deoria and Padrauna, still under observation, it was considered that village works on the partly recoverable system should be pushed, the funds for them being in the Commissioner's hands. It was thought that wages might be fixed on the basis of 12 *sérs* for the rupee, as the harvest was coming in and some grains were selling [for even more than 12 *sérs*, though not in large quantities.

Mr. Hoey brought up the case of a projected forest road from Bukwa Suarbar to Mudhalia. His Honor agreed that if any work were required for relief purposes in that neighbourhood, the Forest Department might be entrusted with Rs. 2,500, to be employed in executing the work of widening the road to 40 feet: the road so widened to be opened for public use.

In reply to His Honor, Mr. Holme stated that he had the projects for tanks along roads in hand, and was making out estimates.

The Collector raised the question of supporting works in or adjacent to the city. His Honor explained that municipal funds could not be applied to famine relief works, though they might be appropriated for poorhouses; but he had no objection to a reasonable expenditure of State funds, say up to Rs. 20,000, on relief works of a suitable character, which would improve the city sanitation and afford occupation to persons requiring support.

His Honor pointed out generally that inducements should not be offered to people to come upon works. The object is to maintain life, and consistently with this object, such test should be applied as would deter such persons from coming on works as did not require that form of relief. Persons unable to work and needing relief would receive it at their homes.

Poorhouses.—The Collector reported three poorhouses open in the distressed area—at Gorakhpur, Mahárájanj, and Gola; also two outside the distressed area,—at Kassia and Barhaj. He proposed establishing State kitchens at six different points, where cooked food would be given.

His Honor considered it was not desirable to maintain the system of State kitchens simultaneously with village relief and poorhouses. The kitchen already started at Koriram should be converted into a poorhouse, and one more poorhouse opened at Bridgemanganj.

Village relief.—The list of village relief prepared by Mr. Lupton for Bansaon tahsil was considered and pronounced reasonable by His Honor. He laid down the following scale as sufficient for this form of relief:—

Adults (male or female)	1 anna.
Children from 12 to 16	9 pica.
" " 7 " 12	6 "
" under 7	3 "

These rates not to change with prices for minor fluctuations.

The anticipated increase in number should, His Honor considered, be kept in reasonable bounds. Other forms of relief should be applied

where the number of applicants proved so excessive as to arouse suspicion that undeserving cases sought this form of relief. The proportion of village relief to (a) total population of distressed tract, (say for this district, 1 to 1½ per cent.), and (b) to people on works (½ to ¼, including dependants) should be kept in mind as a useful guide. Temporary relief prior to going on works should be reserved for exceptional cases. Works will be available in all quarters, and such cases should be rare. Relief of this kind should, of course, not be withheld in cases of absolute want.

Village relief.—The forecast of prospects was then considered. The area declared as distressed in the Lucknow conference was 2,600 square miles with a population of about 1,700,000. The Collector did not consider this susceptible of decrease; as for increase, he thought there was the possibility of pressure in parganas, Tilpur and Binayakpur after the *rabi* was cut. The works on the list were so arranged as to admit of people of these parganas resorting to them.

The numerical estimate of persons liable to come on works of all descriptions, *viz.*, Public Works Department, intermediate, test, and village works, was put at a daily attendance of 60,000. For the whole district the numbers likely to come on village relief were estimated at a maximum of 20,000, 15,000 being thought a probable and reasonable limit, but some margin being allowed for unforeseen contingencies.

It was considered that the maximum attendance would probably be reached by the end of February, would relax from the middle of March to middle of April, and a large attendance might be again expected on works till June.

The poorhouse and village relief would go on till September, when the *khari* crops would come in.

Under all heads the estimate of aggregate units up till the close of operations was put at 10 to 12 millions. The Collector and Commissioner concurred in this estimate.

Notes of a further Conference held at Gorakhpur on the 1st February 1897.

PRESENT:

THE HON'BLE MR. C. W. ODLING	...	<i>Secretary to Government, Public Works Department.</i>
MR. E. B. ALEXANDER	...	<i>Commissioner.</i>
„ W. HOEY	...	<i>Collector of Gorakhpur.</i>
PANDIT RAMA SHANKER MISRA	...	<i>Collector of Basti.</i>
MR. R. BURN...	...	} <i>Sub-Divisional Officers.</i>
„ W. J. E. LUPTON	...	
SURG.-LIEUT.-COLONEL J. MORAN	...	<i>Civil Surgeon.</i>
MR. C. H. HOLME	...	<i>Divisional Engineer.</i>
„ N. F. MACKENZIE	...	<i>District Engineer.</i>
„ A. J. CORNELIUS	...	<i>District Superintendent of Police.</i>
MAULVI NIHAL-UD-DIN AHMAD	...	} <i>Deputy Collectors.</i>
MR. E. C. C. LEMAISTRE	...	
MUNSHI ABDUL WAHID	...	
„ CHANDAN LAL	...	
„ ZAMIN ALI

GORAKHPUR DISTRICT.

Prospects of rabi.—The condition of the *rabi* crop was first discussed. The *patwaris'* estimate of area sown in the four distressed tahsils was—

						Per cent.
Bansgaon	59
Gorakhpur	45
Hata	56
Mahárájganj	54

These figures do not include *arhar*, which is for the entire district estimated at over 200,000 acres, *viz.*,—

						Acres.
Bansgaon	80,000
Gorakhpur	14,000
Hata	59,000
Mahárájganj	11,000

The Gorakhpur tahsil estimated area was not accepted as correct by Collector and Commissioner. His Honor, from what he had seen of the district, was not disposed to accept these figures without some verification, and decided to await the returns of the Director, who was to expedite them.

Maulvi Nihal-ud-din Ahmad, the late pargana officer of Bansgaon, estimated the *rabi* area at two-thirds of normal, and the probable outturn at less than 12 annas (between 8 and 12 annas).

The people are poor, there being numerous small *pattidars* with small holdings.

The people showed signs of distress, which would partially disappear if the *rabi* turned out well.

Kharif ploughing had begun. He could make no estimate of numbers probably coming on relief.

Munshi Abdul Wahid, pargana officer of Hata, reported *rabi* to be in good condition, and estimated a 14-anna outturn on the area sown, which he put at 10 annas of full average. Imports continue: Burma rice in *bazars*. No substantial fall in prices.

Mr. Burn, Sub-Divisional Officer, Kassia, thought the low class labourers are, and will be, distressed. A test work which was open from 24th December to 4th January was then stopped; but an intermediate work is open at one end of the sub-division, employing about 400 men. Numbers apply to factories for work, and people are seen collecting grass seed and herbs. Rice is the principal *kharif* harvest.

The *rabi* promises excellently, the best for years; but the troubles of the poorer classes will not cease when it is harvested.

The poorhouse has 324 inmates, some coming in in a bad condition, chiefly wanderers from the south of the district.

The intermediate system does not suffice, as preference is shown to stronger labourers.

The distress was not yet serious enough to make the people leave their homes and wander north, though there were arrivals from the southern parts.

Mr. Burn believes this district better off than Champaran. He anticipated distress amongst the labouring classes.

No further establishment required. There is an extra *naib* and six additional *naib kánungos*. These latter were to be removed when the village lists were complete.

The numbers now on village relief, 524, for about half the sub-division.

Work projects.—The project to renew and complete an old cut of some miles in length was put forward. The Raja of Tamkahi and Mr. Mackinnon are willing to contribute to the cost and to supervise the work. His Honor agreed to contribute Rs. 1,000 from Government funds if the Collector found the work a suitable one and capable of employing a sufficient number of persons requiring employment.

It was further decided that the Kassia-Captainganj road estimate should be prepared, and the work started on the intermediate system when necessary.

The road from Kirkee Bridge *via* Kindarpatti, to join the Bagaha road, to be started as an intermediate work when required.

Mr. Odling reported that when certain preliminaries with the Bengal and North-Western Railway Company had been completed, a work for the construction of railway connecting Gorakhpur with Tirhoot would be surveyed, and the project got ready. The bridge earthwork would be executed by Government as a famine work, and afterwards taken over by the Bengal and North-Western Railway at rates to be fixed according to the Code scale. This work, if started, would probably serve the entire north of the district.

Revenue suspensions.—The Collector reported that the revenue suspensions in the *khari*f amounted to three lakhs, which he deemed sufficient. In Deoria and Padrauna the suspended amount could probably be collected within a year. In Bangaon some further extension of the period of suspension might be necessary. His Honor considered that in view of the good promise of the *rabi* and the high prices, some reasonable effort should be made to get in that portion of the revenue that should be and could be collected out of the *khari*f *kist*.

Crime.—Mr. Cornelius, District Superintendent of Police, reported an increase of crime by about 1,200 cases, which he attributed to scarcity. No signs of decrease. The crime (petty theft) was mostly in *thanas* Chaura, Bangaon, and Hata.

Condition of people.—The Civil Surgeon reported that persons admitted to jail were more emaciated than usual, and the weekly gangs were swollen in numbers : condition appeared to be getting worse. No famine fever cases.

BASTI DISTRICT.

State of district.—The Collector reported that in some parts there was distress, though nowhere actual famine. The distress was of a temporary nature, and would last till the *rabi* matured. He estimated the *rabi* area sown at 80 per cent., and the outturn on that area at 16 annas.

Works in progress.—Village works were in progress on the system of partly recoverable advances, the zamindars paying two-thirds and Government one-third.

There were also private works executed by zamindars, and seven test works out of District Board Funds, employing 1,721 persons : on the task system the rate being Re. 1-7-0 per 1,000 cubic feet.

Village relief.—Nine hundred persons daily were on village relief. The numbers rose as officials went through the villages and called the lists, but corresponding result was effected in poorhouses.

His Honor expressed doubt as to whether the condition of the Basti district justified any general measure of village relief. The Collector and Commissioner declared this to be the view upon which they are now working, and anticipated that the difficulty would cease when the *rabi* is harvested.

Estimate of cost.—The estimated total cost of famine relief under all heads from the 1st January to 31st August was Rs. 50,000, including the recoverable advances of Rs. 15,000.

The estimated number of units relieved was put at one million.

Crime.—The Collector reported that there had been some increase of crime, but there was now a decrease, ascribed to relief measure and expansion of credit.

Prices.—It was popularly believed that prices will fall when the *rabi* is ready. Burma rice now being sold in the *bazars*.

MINUTE.

I HAVE during the last two days very fully discussed the condition and prospects of the Gorakhpur district with the Commissioner, the Collector, and all the local officials, and have come to the following conclusion.

It is admitted that about 70 per cent., if not more, of the *rabi* area has been sown, and that the present condition of the *rabi* crops is extremely good. The crop is now beyond the reach of any danger, unless from hail, and it may be said that there is a certainty of a 16-anna harvest in the portion sown early, and of a 12-anna harvest in the rest. Practically, then, the district will have a normal *rabi* harvest.

The district falls into two portions for relief purposes—one portion consisting of about 2,600 square miles, with a population of 1,700,000, in which the people, owing to the bad *kharif*, are at present pinched; the other portion in which no distress, but some pressure, exists. It is admitted on all hands that when the *rabi* is harvested the condition of the people will greatly improve, and that the necessity for relief will then be greatly diminished, if it does not disappear.

For the distressed tract nine relief works, or one work for every 300 square miles, has been sanctioned, and six poorhouses have been opened. The wages on these relief works need not be so high as in the districts further south, owing to the better condition of the people and the easier prices. It will suffice if each digger receives six pice, each adult male carrier five pice, each adult female carrier four pice, each child over twelve, three pice, and each child under twelve, but over seven, two pice; the payment to dependants will be—adult males one anna, adult females three pice, children under seven one pice, children over seven as for labouring children of the same age.

I have noticed that the task done in sandy soil in Gorakhpur is exceedingly light, and accordingly power is given to the Engineer in charge to increase the task up to 30 per cent. over the task given in article 47 of the rules, when it appears to him desirable to do so.

Village relief will, according to the Collector's figures, be sufficiently administered by bringing persons not exceeding 10,000 in number on the village relief lists. The numbers in poorhouses may possibly, but not probably reach five thousand. Fifteen thousand should be

regarded as the maximum limit for gratuitous relief of all sorts in poorhouses and villages: this is for the whole district. In the part of the district which has not been declared to be distressed, relief works on the intermediate system will be continued; but if, in the Commissioner's opinion, these works do not, as at present conducted, afford adequate relief, he may substitute a work agent or naib tahsildár for the present piece-work middleman.

The system of village 65 (a) relief works on the partially recoverable principle should be pushed in this partially distressed area. It may be advisable to keep such works in the distressed area for the time after the *rabí* has been reaped.

The poorhouse at Gorakhpur is greatly overcrowded, the enclosure being far too small for the inmates. Either the number should be reduced to one-fourth the present total by sending people to their homes and bringing them on the village lists there, or the size of the enclosure should be quadrupled.

The new building intended for an orphanage, if it is to be used as such, should have a large piece of ground to the rear enclosed, in which the children can move about during the day. Each child should have a superficies of at least $2\frac{1}{2}$ feet by 6 feet, on which to lie.

I agree to the tank which was pointed out to me being excavated and the banks reclaimed in the way indicated in my meeting with Mr. Hoey and Mr. Holme. This will afford relief labour to the poor of Gorakhpur city, and it should be conducted on the intermediate system, but without the middleman. The estimate of Rs. 20,000 for the entire work should not be exceeded. The work can be dealt with as a 65 (b) work, the whole expense being met by Government.

A copy of this Minute should be forwarded to the Commissioner for communication to the Collector.

GORAKHPUR:	}	A. P. MACDONNELL,
<i>The 2nd February 1897.</i>		<i>Lieutenant-Governor.</i>

Notes of a Conference held at Lucknow on the 9th February 1897, by His Honor the Lieutenant-Governor and Chief Commissioner.

PRESENT:

MR. D. T. ROBERTS	...	<i>Commissioner of Benares.</i>
" R. G. HARDY	...	<i>Commissioner of Lucknow.</i>
" F. B. MULOCK	...	<i>Commissioner of Fyzabad.</i>
COLONEL T. J. QUIN	...	<i>Deputy Commissioner of Hardoi.</i>
MR. H. Z. DARRAH.	...	<i>Collector of Sháhjahánpur.</i>
" A. M. W. SHAKESPEAR,	...	<i>Deputy Commissioner of Rae Bareli.</i>
" P. GRAY	...	<i>Deputy Commissioner of Lucknow.</i>
" J. A. BROWN	...	<i>Collector of Mirzapur.</i>
" F. W. BROWNRIGG	...	<i>Deputy Commissioner of Sultánpur.</i>
" J. S. CAMPBELL	...	<i>Deputy Commissioner of Gonda.</i>
" A. W. TRETHERWY	...	<i>Collector of Cawnpore.</i>
" C. W. W. HOPE	...	<i>Deputy Commissioner of Bara Banki.</i>
" A. B. BRUCE	...	<i>Deputy Commissioner of Unao.</i>
" T. STOKER	...	<i>Secretary to Government,</i> <i>Scarcity Department.</i>

HIS HONOR explained that he had taken advantage of the presence of so many officers from distressed districts in Lucknow to clear up one

or two doubtful points and obtain their opinions on certain changes which would have to be effected as the pressure of famine and of prices began to relax. The *rabi* crop was now fast approaching maturity and nearly everywhere promised well. Prices showed a distinct tendency to diminish, and might any time fall substantially. A demand for field labour might be soon expected as the crops were ripening, and it would be of much importance not to maintain relief measures in a shape which would interfere with the supply of field labour or attract people who could subsist without them. As soon as it was safe to do so it would be necessary to adopt measures to weed out those for whom employment kept opening up elsewhere.

Mr. Roberts, Commissioner of Benares, suggested that discretion should be allowed to District Officers to reduce the scale of rations laid down in the Public Works Department circular in the case of those persons who had other resources of their own outside the wages which they received upon the works. He said that the Engineers of the Bengal and North-Western Railway, in the part under construction between Azamgarh and Gházipur, complained that they could not get enough labour in spite of the higher rates which they offered. These rates did not attract people from relief works, because on relief works the whole family, including dependants, received support, and the total income of the family exceeded that which the able-bodied labourers alone could earn on the railway works. It appeared that Mr. Roberts' rates were regulated on a scale of 8 *sérs* to the rupee, a higher price than that found actually prevailing elsewhere.

Mr. Mulock read a letter from the Engineer in charge of the Oudh and Rohilkhand Railway works in Partábgarh to the effect that very few labourers indeed, in fact much fewer than last year, were found to seek employment upon his works.

Mr. Hardy and Colonel Quin, and the other gentlemen present generally assented that the rates now paid were higher than were sufficient to retain labour and support the workers.

His Honor pointed out that prices had very recently begun to fall. He had lately under his own observation a case of one *bazár* in which some grain was selling as cheap as 14 *sérs*. He had, in consequence of this fall in price, found it possible in Gorakhpur on his recent visit to reduce the wages to the 12 *sérs* scale in that division. He wished therefore to consult the officers present whether this scale could be at once adopted for regulating wages in all districts: it would represent the following daily wages:—

Diggers	6	piece.
Male carriers	5	"
Female carriers	4	"
Children	3	" and 2 piece.
Dependants, male	4	"
" female	3	"
Children	3	" and 2 "
Infants	1	"

The officers present agreed that the 12 *sérs* scale might now, or very shortly, be adopted, with the exception of Mr. Roberts and Mr. Broun, who considered that a higher rate should continue to be observed in Mirzapur, where, from the absence of markets in the interior, grain was dear.

In accordance with the views expressed, His Honor decided that the 12 *sérs* scale already in force in the Gorakhpur Division should be at

once introduced in the Fyzabad and Rohilkhand Divisions; in the Lucknow Division as soon as the Commissioner should think it advisable; and in the Benares Division, with the exception of Mirzapur, on the 15th February. The Divisions of Allahabad and Agra not being represented at the conference, it would be necessary to consult the Commissioners by letter before making any change.

His Honor then proceeded to point out that by the middle of next month the harvest would be in full swing, and when the District Officers found people leaving the works, it would be necessary to propose some change in system which would both render it more suitable for the employment of diminished numbers and would prevent relief works from attracting or retaining people required for field labour, or people who could find other and better means of subsistence.

It will be necessary to introduce the change very carefully into the Lucknow Division, and afterwards to watch its effects.

The alternative courses which presented themselves were to either maintain the task work and gang system and exclude dependants, or to convert the entire relief works into "intermediate" works; and in the latter case to determine whether under the piece-work system any limits should be imposed upon the amount of possible earnings. The officers present being consulted, were of opinion that when the stage described by His Honor had been reached, it would be safe and desirable to convert the works then in progress into intermediate works, except in Mirzapur and Hardoi.

Most officers were in favour of imposing a limit on the possible earnings by piece works, the limit suggested being 25 per cent. above the present task work wage. His Honor decided that no precise date at this point could be fixed for the change. It would be necessary to await the commencement of the harvest, and Commissioners were accordingly given discretion to make the change when they found it suitable and desirable, submitting immediately in each case a report of the proceedings to Government. Hardoi and Mirzapur would be treated as special cases, and Famine Code works (task and gang with dependants) maintained.

His Honor then took up the subject of village relief, and explained the position which it should occupy in the general scheme of relief. He found it necessary to give a general idea of the proportion which should exist between this and the other forms of relief, not as a Procrustean rule, but as a general guide. He explained that as the vast bulk of the relieved belonged to the labouring classes, therefore the principal form of relief should be works.

The experience of other famines and calculations based on the existing figures showed that, as a general proportion about two-thirds (or it might be 70 per cent.) of those relieved should be employed upon works, and about one-third (or it might be 30 per cent.) in receipt of gratuitous relief. On the same principle the proportion of persons receiving gratuitous relief in their villages (in addition to dependants on works and the inmates of poorhouses) in the acutely distressed tracts would fall reasonably at about 3 per cent. of the population of the tracts. If these proportions were exceeded, there would obviously be grounds for suspicion and necessity for very close scrutiny and enquiry.

His Honor then explained the nature of the assistance which might be expected from the Indian Famine Relief Charitable Fund, and the ways in which it might be employed. The operation of this fund did

not absolve officials from their responsibility of preserving life. A general feeling was expressed by the officers present that a very large proportion of the available charitable fund (larger than one-third, should be devoted to the object of supplying seed grain and plough cattle to needy cultivators, or otherwise enabling them to retrieve and maintain the position which they would lose but for such assistance. His Honor said that the views of the conference on this point would be communicated to the Executive Committee. He would have no objection to half and half.

Memorandum of Inspection Tour of His Honor the Lieutenant-Governor and Chief Commissioner to Mirzapur.

HIS HONOR left Lucknow at 8-30 P. M. on 10th February 1897, accompanied by Mr. Stoker, C.S., Special Famine Secretary, Surgeon-Major Cadge, I.M.S., and Mr. Dobbs, C.S., Private Secretary, and reached Mirzapur at 7-20 A.M. on the 11th. He was met by the Commissioner (Mr. Roberts), the Collector (Mr. Broun), and the district staff. He was joined at the poorhouse by Miss Hewlett, L.M.S., and Mr. Sibbold, Local Agent for Messrs. Kilburn & Co. Mr. Passanah, Divisional Engineer, subsequently arrived. His Honor first visited the orphanage now located in the *dharamsala* of Bansidhar. This is a large masonry building and in every way affords suitable accommodation. A part of it was also occupied by travellers. Arrangements were made on the spot with the manager that the whole building should be reserved for the use of the orphanage till a suitable structure for their accommodation can be provided near the new poorhouse at Ujhla. The Collector was directed to take immediate steps for this provision. There were 120 orphans in the place, of whom 20 had arrived the previous evening, having been drafted in by the authorities from villages and relief works. These new arrivals were much emaciated, and Surgeon-Major Cadge pronounced about 30 more to be in a reduced condition. All would, he believed, recover condition by feeding. It was believed that many of these children were not really orphans, but would subsequently be reclaimed by their parents, who had temporarily deserted them.

His Honor next visited the poorhouse at Sondi Mahabir, outside the city. The site was found a suitable one and the premises in every way satisfactory for about 600 inmates; the number present was 647. His Honor inspected the inmates and did not observe from a general inspection of them such signs of marked emaciation as Mr. Kilburn's descriptions would have led him to expect. The inmates generally looked poor and reduced, and few, if any, appeared fit for work. Dr. Cadge observed cases in this poorhouse suffering from diarrhoea and emaciation, originating probably in insufficient or unsuitable nourishment. Miss Hewlett represented that the worst cases had been removed to the hospital. In reply to His Honor, she further stated that the cooking in the poorhouse was unsatisfactory. The staff (one male and three female cooks per 100 inmates) was numerically sufficient, being the Code standard, but Miss Hewlett considered that more professional or skilled cooks were required—men accustomed to cook large masses of food. The quality of the grain supplied was not open to complaint. She also found the bathing accommodation inadequate; and while recognising that the dwelling accommodation was suitable and at least as good as the people enjoy at their own homes, she complained that at first, before the walls dried, the people suffered from damp. The accommodation consists mainly of lean-to huts against

clay walls His Honor directed that the Civil Surgeon, who controls the sanitation of the poorhouse, should arrange for such experienced cooks as might be required, and pointed out that the responsibility for these and like arrangements rested on the officials, even though they might receive no effective assistance from the members of the Committee. The burial arrangements, Miss Hewlett declared, were at one time defective, but are now sufficient.

In reply to His Honor, Mr. Sibbold stated that he found fault with the action of the officer in charge of these poorhouse arrangements for having failed, from inexperience and want of organizing power, to provide sufficient shelter in the poorhouse. The accommodation in the present one (Sondi Mahabir) was not inadequate; but at Saburi, where in December repeated representations had been made, shelter was only provided for about 350, though the numbers went up to 1,200. Food and clothes were also deficient. The Collector and Commissioner had recognized the defects; but nothing had been done. The shelter provided was, he said, still largely insufficient. In Saburi poorhouse there had a few days before been 1,085; the place would only hold about 200. There was a new poorhouse being got ready at Ujhla, which would take about 400 and this would leave about 480 still unprovided for. Besides those who are already inmates, there were, Mr. Sibbold declared, a floating number (over 700) of destitute persons begging about the city who might come in. The Collector, and Mr. Morris, C.S., (in charge of poorhouse), stated that no person applying for poorhouse relief had ever been refused admission, and explained that the Saburi poorhouse was only a temporary arrangement. The Ujhla poorhouse was now ready, and the inmates from Saburi would be transferred there at once. There was now sufficient accommodation for all the inmates. A certain number were now fit to work and would be drafted to the works which had recently been opened in the neighbourhood. The persons described as begging in the city by Mr. Sibbold were persons attracted there by doles of food and money distributed by charitable persons, including Mr. Sibbold himself, and these persons would neither remain in the poorhouse nor go on works as long as they obtained a comfortable subsistence, as they did at present, by going round to the various charitable distributions. Mr. Sibbold, in answer to His Honor, made a further complaint that persons had no later than the previous day been sent from the poorhouse to works though there were no works, and they were consequently left without any resource. The District Surveyor, Munshi Baij Nath Sahay, explained that relief works had been laid out on the 8th on the Astbhuja road, about four miles from the poorhouse, and had been since open. Labourers enough to form only two gangs had come on the works. There were tools and plant at present ready for 5,000 labourers, and he held the railway receipt for tools sufficient to employ 25,000 if necessary. No person had been refused admission to the works. Mr. Sibbold must have been deceived by persons who were unwilling to work and preferred to subsist on charity. His Honor said that he would presently visit the Saburi poorhouse, and also that at Ujhla, and judge for himself as to the state of things; but in regard to the public works, he suggested that Mr. Sibbold should satisfy himself by personal inspection or through some trustworthy persons that the work and tools were ready for all who came forward to seek work. The Lieutenant-Governor would be glad of any assistance of this sort. Mr. Sibbold undertook to do this, and suggested that persons drafted from the poorhouse to works should be sent under a sufficient guard. He was, he said, at present giving food doles to about 900 people, having recently

stopped the money doles. He would be glad to stop the food doles also when assured that there was relief available in the poorhouses or on works.

His Honor next visited the hospital sheds attached to this (Sondī Mahabir) poorhouse. This visit was made in a heavy storm of rain, which showed the place to bad advantage. The site was found suitable, and the general character of the structure satisfied the Civil Surgeon; but there was no doubt that the place was overcrowded and the accommodation quite insufficient for the present number of inmates. The Civil Surgeon (Dr. Alpin) explained that the recent admissions had been more numerous than anticipated, and that a large number of the people in the shed were relatives who insisted on remaining with the patients. The place was constructed for 150 patients; there were now 195, and with them 159 relatives. Additional sheds were under construction. His Honor said that the measures for increasing accommodation should be vigorously pushed on; that relatives should be provided for in the adjoining poorhouse, only a reasonable number for actual attendance being admitted. His Honor said that, pending the completion of the additional hospital accommodation, search should be made to discover, if possible, a suitable building in or adjoining the city which could be utilized as a relief hospital.

His Honor next visited the Saburi poorhouse. It contained 787 inmates, the accommodation being totally insufficient for so large a number, and the site, a garden within the city, being unsuited for a famine poorhouse. A general inspection of the inmates showed that probably half of them were capable of some work, and ought to have been employed on work instead of being maintained in the poorhouse. The Commissioner explained that this poorhouse was only temporarily maintained till the new premises at Ujhla were ready. The pressure had already been relieved by the construction of the Sondī Mahabir poorhouse, but the admissions had continued to increase. His Honor directed that all inmates fit for work should be immediately picked out and drafted on to the relief works, and the balance removed to Ujhla and this place abandoned as soon as possible. Mr. Sibbold, however, represented that among the floating beggars in the town there might be many needing relief in a poorhouse, and suggested that the Saburi poorhouse might be kept open a little longer for the reception of such. His Honor agreed to allow the structure to stand till it was seen whether any such number of the outside begging population would seek relief as would overtax the immediately available accommodation at Ujhla. Further occupation should only be temporary.

His Honor next proceeded to the Ujhla poorhouse on the banks of the Ganges and found it to be in all respects good and suitable. It can accommodate about 500 or 600 people, and is therefore ample for the present inmates of Saburi who are unfit for work. It would have been occupied earlier had the Magistrate in charge of the relief operations not deferred to Mr. Sibbold's objection to the inmates being removed from Saburi poorhouse until the Ujhla house was perfectly dry. It seemed to the Lieutenant-Governor to be quite fit for occupation. His Honor discussed the arrangement of the latrines, bathing-places and kitchens of the poorhouse, and heard any further representations which Miss Hewlett and Mr. Sibbold desired to make. Miss Hewlett requested permission to remove to the mission orphanage any orphans at the poorhouse orphanage whom she found in a dangerous or critical state. His Honor explained the rules which have been laid down for the disposal of unclaimed children.

His Honor then, taking leave of Miss Hewlett and Mr. Sibbold, returned to the railway station. He there recapitulated his instructions to the Divisional and District Officers for the arrangements in the city, and pointed out that, with the exception of building additional hospital and bathing accommodation, all the defects he had observed in the existing condition of the relief measures might be remedied within 24 hours. There was a want of organization, which could easily be set right. There were relief works open both in the town and within a few miles of it. There was suitable poorhouse accommodation. The points to be looked to were—

- (1) the increase of hospital accommodation and selection, if possible, of a new hospital building ;
- (2) the improvement of the cooking and bathing arrangements at Sondi Mahabir ;
- (3) the transfer of the Saburi inmates to relief works in case of those fit for work and to Ujhla in case of the rest, and the abandonment as soon as practicable of the Saburi premises ;
- (4) the maintenance of suitable relief works, such as those now open at Ujhla and at tanks in the city, at a reasonable distance ;
- (5) that these arrangements being complete, the gentlemen who at present make charitable distributions of food and money should be asked to discontinue them, and if they wish to assist in the relief of distress, to do so by making contribution to the local charitable fund ;
- (6) the premises for the orphanage to be erected in the neighbourhood of the poorhouse in Ujhla and the orphans transferred there from the *dharamsála*.

The Collector stated that the influx of destitute and beggars from the interior had now ceased. His Honor reviewed the arrangements made for relief works and village relief in the interior of the district. Beside the works in the tract below the hills and adjacent to the city on the Astbhujá and Chunár roads, there are five works in progress and a sixth being started in the upland parts of the Mirzapur tahsíl and Robertsganj north of the Kaimors. These works at present employ 22,000 people and are capable of receiving more. These works are under the Public Works Department. There are also projects under preparation for two or three works in tahsíl Chianwe, and a civil work is in progress on the Chunár-Rájgarh road, but draws few labourers. His Honor examined the location on the district map, and directed that two more works should be opened on (1) the Robertsganj-Paimganj road, and (2) the Mariáhu-Hindwára road. Mr. Passanah, Divisional Engineer, reported that the people coming on the works were in reduced condition. Ample work was now available for all, and provision was made for dependants.

For the tract south of the Son the Collector reported that about Rs. 30,000 had been advanced as *taqávi*, which was employed on works which provided labour. Tank work was the sort chiefly available, and this was now provided, the arrangements being under Munshi Nizam-ud-din, Deputy Collector, and the *sazáwal* of the Dudhi Estate. Work was also in progress on the Chopun-Márkundi road, and employed about 2,000 persons.

It was estimated that relief works would have to be kept open till the rains.

There is a dispensary at Robertsganj under a hospital assistant. The Civil Surgeon said an Assistant Surgeon was wanted there. His Honor directed that application should be made for one to the Inspector-General of Civil Hospitals. An additional hospital assistant had been already detached to strengthen the poorhouse hospital staff.

In the matter of village relief the Collector declared that the lists were now ready and being revised. Money had been sent for distribution to the circle officers, and he (Collector) believed, had already been distributed, though the returns had not yet come in. There was a poorhouse at Robertsganj and another at Lalganj, both open, though further construction was still proceeding in the latter. The operations in this part of the district were under Mr. Tiernan, Deputy Collector, who was stationed at Lalganj.

From the 21st December 1896 to 31st January 1897, 262 deaths, chiefly from dysentery and diarrhoea, occurred in the Mirzapur poorhouse and hospitals. Though these deaths are not ascribed to starvation, they were the result of disease which was doubtless aggravated or induced by insufficient or unsuitable food. The Lieutenant-Governor cannot help thinking that some part of this excessive mortality might have been avoided had the local officers acted more promptly in introducing village relief and relief works in the upland tracts. The delay led to the influx into the city of destitute persons and wanderers from Rewah, who could not find relief nearer home. The Rewah people were, however, fewer than he had been led to think. The poorhouse returns showed only 66. Whether the enhanced mortality is the full measure of the mischief resulting from delay His Honor is at present unable to say; but even this result reflects unpleasantly upon the administration of the Mirzapur district, where alone in these provinces have relief measures been inadequate or too late in point of time.

The Lieutenant-Governor directed that a poorhouse should be opened at Dudhi, and that the lists of village relief should be full nominal rolls, not merely aggregates or abstracts of numbers. His Honor considered that the number on village relief might safely go up to 10,000 persons, without, however, prescribing that or any other figure as a limit if necessity was shown for more extended doles.

Mr. Holme, C.S., would be transferred at once from Benares and placed in charge of Robertsganj, with Munshi Nizam-ud-din, Deputy Collector, under him.

Mr. Tiernan would remain for the present at Lalganj in charge of relief operations in Upraudh.

Mr. Morris, C.S., would have charge of all famine relief in the city and the rest of Mirzapur tahsil, excepting Upraudh.

A Staff Corps officer would, as already directed, be placed under the Collector for general employment on famine relief.

The postal line of *ekkas* from Ahraura Road to Chopan, which His Honor had ordered so far back as the 28th January, should be started without any more delay.

A commissioned Medical Officer would also be immediately deputed to Mirzapur to visit all the hospitals, poorhouses and relief works, to report on the condition of the people, and generally to see that any necessary improvements were carried out.

As the Collector must now go to the tract south of the Son, which is over 100 miles from the headquarters, and would be out of communication

with his headquarters for some time, a senior Joint Magistrate would temporarily be attached to Mirzapur to control the general administration and relief operations. Mr. Wild, C.S., would be appointed to this work, and would reach Mirzapur about the 15th.

ETÁWAH DISTRICT.

Notes of a Conference held by His Honor the Lieutenant-Governor and Chief Commissioner at Etáwah on the 18th February 1897.

PRESENT:

MR. E. ROSE	Commissioner.
„ J. McC. WRIGHT	Collector.
„ L. STUART	Joint Magistrate.
„ C. A. SILBERRAD	Assistant Collector.
„ J. W. ALEXANDER	Superintending Engineer.
„ C. J. SHERIDAN	Divisional Engineer.
„ T. S. FITZPATRICK	District Engineer.
„ W. H. RUSHTON	...	}	Executive Engineers, Irrigation Branch.
„ R. P. ATKINSON	...		
SURGEON-CAPTAIN G. H. BAKER, Civil Suregeon.			
MR. S. H. BERKELEY	District Superintendent of Police.
„ R. H. NIBLETT	Deputy Collector.
„ T. STOKER	Secretary to Government, Scarcity Department.

THE notes of previous conference were read.

The Collector reported the *rabí* crop to be an unusually fine one, the best seen for years. Excluding the trans-Jumna tract, he estimated that over 80 per cent. of the area was sown, and the crop would be a full one upon that area. In the trans-Jumna area only 24,000 out of 40,000 acres had been sown. The distress in that tract, which has a population of 56,000, might be expected to continue up till July, and during that period from 15,000 to 20,000 people might be expected to require relief of some sort. Over the rest of the district he did not expect any distress after the maturity of the *rabí* crop.

At present the population of the trans-Jumna tract found employment on the works on the Etáwah-Kálpí road, north of the Jumna. No large work was practicable on the other side of the Jumna, but a number of works, under section 65(a), Famine Code, had been projected: fifty were sanctioned, but all were not yet ready: some were in progress. These works were sufficient for the employment of the higher caste labourers in the trans-Jumna tract, but for *Chamárs* and other low caste men, it would be necessary to provide larger works on this side of the Jumna. At present these works were largely crowded by persons from Gwalior, and it would be necessary to exclude these from the works across the Jumna. It would not be possible to group these small works and place them under the Public Works Department, because they were too scattered.

His Honor pointed out the prospect of danger of ordinary relief works under the Famine Code being swamped by labourers in the slack season, which would ensue after the harvest had been reaped. As a remedy for

this, he suggested the substitution of intermediate works on the task and gang principle, excluding the contractor and also excluding dependants, and fixing rates on a higher scale of staple price, say 14 or 15 *sérs*, as soon as such a measure could be safely introduced.

The proposed change was generally approved, and the suitable date and rates discussed.

Mr. Rushton reported that work would shortly be commenced on a new *rajbaha*, called the Bahera distributary, in the tract between the Jumna and the Etáwáh-Kálpi road. The project would afford about 30 lakhs of earthwork. The rate fixed was Rs. 2 per 1,000 cubic feet. The project was now under consideration by the Chief Engineer, Irrigation Branch. The Commissioner and Collector considered that this work might possibly afford sufficient employment for all requiring relief, but it would be necessary to watch the effect of the change and not prematurely close the road work. It was also desirable to finish the work on the road, so as to complete the through communication.*

His Honor examined the project for Public Works Department works upon the map and approved of the location.

The proposed extension of work on the Etáwáh-Kálpi road, so as to connect it with the Agra district, was also found desirable.

The District Engineer reported that the agency at his disposal was sufficient, and daily payments were in force.

After discussion it was decided by His Honor—

- (1) that the 65(a) works south of the Jumna should be kept in reserve, so far as possible, for the period after the harvest, and be carried out on the partly recoverable advance system;
- (2) that Colonel Corbett should be asked to push through the Bahera distributary project, so as to be ready when the change in system to intermediate works was introduced;
- (3) that this change should be effected sometime between the 15th and 30th March, as the Commissioner might find desirable, the *Holi* festival being indicated as a suitable point of departure;
- (4) that the following principles would be observed on the introduction of the system:—
 - (a) dependants to be excluded;
 - (b) the work to be paid as task work at rates which would work out to Rs. 2 per 1,000 cubic feet as a standard, discretion being given as high as Rs. 2-8-0 if the lesser sum should prove insufficient: the rates suggested as working out to the Rs. 2 standard were—

Male digger	2 annas.
Female carrier	1 anna 3 pies.
Children	1 anna.
- (5) No minimum wage to be fixed: payment to be according to earning.

* Mr. Atkinson subsequently furnished a statement showing that the work would only afford employment for 1,080 famine labourers daily for 90 days.

Village relief.—The administration of village relief was then examined, the figures considered and accepted as reasonable by His Honor, who pointed out that after the change to the intermediate system, the village relief would have to be watched and some expansion of it possibly expected.

Charitable Fund.—The nature of the objects on which the Charitable Fund could be usefully expended was discussed and explained. The Commissioner was requested to ascertain and be prepared with proposals as to the amount which his division would require by districts, and the objects to which it should be devoted. The Commissioner represented certain difficulties experienced by the managers of charitable orphanages. He was requested to furnish a memorandum on the subject for communication to the Charitable Fund Committee.

Condition of people.—The Civil Surgeon reported the people on the works to be in an excellent condition. He has seen no signs of starvation and found only a very slight increase in mortality.

Mr. Niblett, in former charge of the trans-Jumna tract, reported he had not seen many very bad cases, but the people were hard up. A good many from that tract had left their homes either to go to relief works or to join their relatives in more favoured tracts.

Forecast.—The calculations made by the Collector and Commissioner now indicated that the number of day units up to end of July might be expected to be between 2½ to 3 millions.

Extra staff.—One additional *kánungo* and one *naib tahsildár* had been appointed and found sufficient.

Crime.—The Magistrate and the District Superintendent of Police reported that there was no increase of crime owing to the scarcity; a slight increase had been recorded, but it was due to better reporting, measures having recently been taken to secure more accurate reports.

MAINPURI DISTRICT.

Notes of a Conference held by His Honor the Lieutenant-Governor and Chief Commissioner at Mainpuri, on the 20th February 1897.

PRESENT :

MR. E. ROSE Commissioner.
„ J. NUGENT	... Collector.
„ J. H. CUMING	... Joint Magistrate.
„ J. W. ALEXANDEE	... Superintending Engineer.
„ C. J. SHERIDAN	... Divisional Engineer.
MUNSHI MOHAN LAL	... District Engineer.
MR. A. H. BARRON	... Superintending Engineer, Irrigation Branch.
SURGEON-CAPTAIN W. YOUNG,	Civil Surgeon.
MR. COOPER Secretary, Famine Relief Fund.
MIRZA IRFAN ALI BEG	... } Deputy Collectors.
MIR SAIYID HUSAIN	... }
MR. T. STOKER Secretary to Government, Scarcity Department.

THE Collector reported that *jinswár* figures of *rabi* area were not yet complete, but the *rabi* area sown was not less than 80 per cent.

of normal, and the promise was a 12 to 16-anna crop. The only deficiency anticipated was in tahsils Shikohabad and Karnal. Mr. Barron considered the *rabi* to promise a 15-anna outturn.

The Collector stated that the works open were on the intermediate system: the numbers attracted were absolutely inconsiderable, being 162 labourers and no dependants.

There were two poorhouses at Mainpuri and Shikohabad, but the number of inmates in each did not amount to 100.

Village relief was now afforded to from 800 to 1,000 persons.

No special staff was employed, and the greater number were in the sadar tahsil under charge of Mr. Cuming.

In villages the outlay was from State funds, and in the city and Act XX towns from charitable funds.

Prices were going down, maize now selling for 10½ *sérs*. The *rabi* harvest had not yet commenced.

Mr. Cuming considered that if he acted on his own impressions, discarding the representations of *patwáris* and villagers, he might remove perhaps two-thirds of those now on village lists.

Mr. Nugent gave it as his opinion that the district could not now be considered distressed, and the necessity for relief would, he hoped, entirely cease when the *rabi* harvest was ready. In fact it might now be stopped without incurring any special calamity. The Commissioner said he would prefer to continue the system as at present, to meet unforeseen contingencies and the case of isolated villages, till harvest time, or till prices reached 14 *sérs*, when other forms of relief might be stopped, the poorhouses alone being retained for a short time.

His Honor gave it as his opinion that there was no longer any real pressure in the district, except that of prices; that about a month hence all relief, except poorhouses, should be stopped, and no work need be laid out for April and May. He indicated the *Holi* festival as a convenient time for closing relief measures.

AGRA DISTRICT.

Notes of a Conference held by His Honor the Lieutenant-Governor and Chief Commissioner at Agra, on the 22nd February 1897.

PRESENT:

MR. E. ROSE	Commissioner.
" H. C. A. CONYBEARE	Collector.
" H. O. W. ROBERTS	Joint Magistrate.
SURGEON-LIEUTENANT-COLONEL			
A. J. WILLCOCKS	Civil Surgeon.
MR. J. W. ALEXANDER	Superintending Engineer.
" C. J. SHERIDAN	Divisional Engineer.
" W. GOOD	Superintending Engineer, Irrigation Branch.
RAE SOHAN LAL	District Engineer.
MR. G. W. GREGSON	District Superintendent of Police.
" J. F. FANTHOM	} Deputy Collectors.
MUNSHI GANGA SAHAI	
MR. T. STOKER	Secretary to Government, Scarcity Department.

Rabi crop.—The Collector estimated that the area sown would, on the whole, be about 65 per cent. of normal. The *jinswár* statements were

4:4353:67.252.N

C7.2

98108

not yet ready, but there was a considerable increase on the first estimate. The proportion varied from about 81 per cent. in the Agra tahsil, where canal irrigation is available to about 40 per cent. in Khairagarh and about 30 per cent. in Bah. In the Collector's opinion Khairagarh as well as Bah should be considered distressed.

Condition of the people.—The Civil Surgeon reported the health of the district was better than he had ever known it. There was nothing in the hospitals to show any signs of starvation. There were only half a dozen orphans in the poorhouse, and it was understood by the Collector that Missionaries were seeking destitute children requiring protection, and had found few. The Collector reported that there were no verified deaths from starvation.

Relief works.—The Collector reported the number on relief works last Saturday to be 25,211, including dependants. The bulk of these were on the Taj works (15,837), which supplied the suburbs up to 8 miles, as well as the city: the great bulk, probably 90 per cent., being city people. The people on these works go to their homes every night.

The Civil Surgeon considered that there was no reason to apprehend danger of epidemic from the presence of these works. They drew out the people from their houses, and they were better circumstanced on the works than they would be in their homes in the city. The conservancy arrangements were adequate.

In the event of an outbreak of cholera, the Civil Surgeon would not break up these works, but only segregate the gang affected.

Executive Engineer reported that work could be opened across the river on the Aligarh and Mainpuri roads, which would employ the whole body of the labourers now on the Taj works. His Honor considered such projects should be kept in reserve in case it might be necessary to break up the Taj works on account of an epidemic or otherwise. Both Collector and Commissioner considered that, though a considerable proportion, estimated at not less than 40 per cent. at present on the Taj works, could subsist without relief works, yet that it would not be safe to close them at once, as it might cause difficulties to the city population.

The various work projects were considered by His Honor with the assistance of the map and found appropriate and sufficient to last up to the rains. The Collector considered the projects now ready more than ample for the district. Besides the Public Works Department works, he had projects for 143 village works on tanks throughout the district. Many of these it would be necessary to carry out entirely at the State expense. His Honor pointed out the disadvantage of multiplying tank works unless the zamindars would undertake to share the expense.

Mr. Good reported that no irrigation works would be available. He found labour on the canal at present expensive and rather difficult to get, labourers demanding 3 and 4 annas where normal rates were 2½ and 3 annas. He did not think this due to the attraction of relief works, as no relief works were open in canal tracts, and he would deprecate the opening of any there. The demand for labour for irrigation, &c., accounted for the scarcity. The Collector reported that landholders were themselves doing little in the way of relief.

The question of introducing a change in the system on the approach of harvest was discussed. It was reported by the Superintending Engineer that the 12 *ser* scale had already been generally introduced from that day. It was decided by His Honor that here, as in Etáwah, a change to the intermediate system should be made about the middle of March, the *Holi* festival being indicated as a suitable point of departure.

Village relief.—The figures for village relief were considered. The Collector reported that on Saturday, the 20th, there were 3,832 in the city and 3,566 outside the city in receipt of relief. This was considered moderate by His Honor. The Collector anticipated no great increase in the mufassil, except perhaps in Khairagarh, where Munshi Ganga Sahai, Deputy Collector, anticipated that the numbers, now about 700, might rise to as high as 3,000.

On interrogation the Deputy Collector was not able to explain reasonable grounds for so large an increase. He had already examined about one-third of the villages: he had seen no starving or wandering people, and the District Engineer reported that no starving or emaciated people were coming on the works.

His Honor desired the Collector to pay particular attention to the distribution of village relief in Khairagarh, as the Deputy Collector did not seem to clearly appreciate the principles on which to proceed. The Deputy Collector was disposed to be very unnecessarily lavish in His Honor's opinion.

Forecast.—A rough calculation showed the numbers relieved up to date to be very nearly a million units. A forecast for the remaining period showed that a reasonable estimate from the present date to the commencement of the rains, if they broke at the normal time, would be about 2½ millions, giving a total relieved from the 1st November to about 3½ millions, of which the expense might be expected to amount to from 2½ to 3 lakhs.

Revenue suspensions.—The Collector reported that only about Rs. 15,000 had been formally suspended. No special limit had been fixed for the Agra district, as the Commissioner retained in his hands the distribution of a 6 lakhs suspension authorized by Government. The Commissioner explained that the undistributed balance of the 6 lakhs would probably about cover the amount of revenue which would remain uncollected, though not formally suspended.

Crime.—The District Superintendent of Police reported a slight increase in minor offences, such as petty thefts, especially marked in January and followed by a decrease in February. These cases, being under the value of Rs. 10, did not necessarily come to trial, and being generally punished by whipping, there was no marked increase in the jail population.

Staff.—The Collector reported that his staff of special *naibs* and *kánungos* could be dispensed with as soon as the rains set in.

Charitable funds.—The most suitable object of expenditure of charitable funds was discussed, and the general opinion was in favour of devoting the funds to supplying plough cattle and seed grain. The Collector anticipated no difficulty in finding cattle to purchase, as many were available in the grazing ground of Muttra and elsewhere.

His Honor directed that a special hospital assistant should be stationed on the Taj work.

MUTTRA DISTRICT.

Notes of a Conference held by His Honor the Lieutenant-Governor and Chief Commissioner at Muttra, on the 23rd February 1897.

PRESENT :

MR. E. ROSE	Commissioner.
„ H. M. BIRD	Collector.
„ H. SPENCE	Joint Magistrate.
„ J. W. ALEXANDER	Superintending Engineer.
„ C. J. SHERIDAN	Divisional Engineer.
„ W. WARD-SMITH	Executive Engineer, Irrigation Branch.
LALA SHANKAR LAL	District Surveyor.
MR. H. L. WEBSTER	District Superintendent of Police.
SURGEON-CAPTAIN J. M. CRAWFORD, Civil Surgeon.			
BABU JAINTI PRASAD	} Deputy Collectors.
„ RAM CHANDRA	
MR. T. STOKER	Secretary to Government, Scarcity Department.

Rabi area.—The Collector reported that the *jinswar* statements were not quite complete, but he estimated the area of *rabi* sown as 81 per cent. of normal. Taking the area sown as 313,000, he estimated that in 100,000 the crop would be a bumper or 20-anna harvest: this included 90,000 acres canal irrigation; in 84,000 acres he estimated full average or 16-anna crop; in 103,000 acres a 6 to 8-anna crop, taking 20 annas as full; in 14,000 acres no crop. The average area for three years was 380,000. On the whole the total district outturn might be put at 12 annas.

Food supplies.—The food supplies were sufficient—there were never any signs of failure or difficulty—and with the additions made by the *rabi* would undoubtedly carry on easily till the *kharrif*.

The numbers on works were on the 16th 17,123 workers and 7,926 dependants. There were 240 inmates in the poorhouse, but the number had since been reduced.

Village relief.—Village relief was given to 2,258 persons, not including 740 in the city and 180 in Brindaban, relieved from charitable funds.

The dependants on works were nearly all children.

The Public Works Department projects were examined on the map by His Honor. There were three sections of work open on one road; it would be finished in about 20 days. After that it was proposed to start work in improving the berms of the metalled roads, which, in the Divisional Engineer's opinion, would afford employment for some months to as many as 20,000 labourers.

The Collector reported that zamíndárs would not agree to start works on partly recoverable advances.

Mr. Ward-Smith reported that no work was available in the Irrigation Department.

Condition of the people.—The Civil Surgeon reported that the general health was very good. Persons came in good condition. The mortality for the last four months had been much below normal, and he had recently seen the works and found the people on them looking uncommonly well. The Collector and Mr. Good reported to the same effect.

Labourers were now paid on the 11 *sir* rate; but the 12 *sir* would now be introduced tentatively.

The Collector reported that village relief spread over the district was not likely to increase, and might be stopped entirely when the *rabi* was cut.

A considerable number of people from the Aligarh district (estimated as 2,000) were upon the works; but there was no reason to expect more demands for charitable relief. Various Missionaries—three gentlemen and four or five ladies who travelled and visited the *zenanas*—had been asked to help in the distribution of funds and had agreed to do so, but had not yet been able to furnish the name of any suitable recipient of charity; and one gentleman, Mr. Zenker, had declared that he had not been able to see any one entitled to relief who had not already been relieved.

Crime.—The District Superintendent of Police reported that there was a small increase in crime from September to January inclusive, mostly in the class of burglaries without theft and in thefts of small value.

The question of converting the present works to the intermediate system was then discussed, and it was decided by His Honor that an attempt should be made to convert the works now in progress as soon as possible after a week's notice had been given to the people and a favourable rate such as Rs. 2-8 per 1,000 cubic feet being at first introduced. Any new work should be opened on the intermediate system. Concurrently with this change the village relief system should be carefully watched to provide for possible cases of hardship among dependants.

Charitable Fund.—The best distribution of the Charitable Fund was then discussed, and the general opinion was in favour of expending the fund on providing plough-cattle and, if necessary, seed grain. The Collector thought the mortality among cattle had not been very serious, and early steps should be taken to ascertain the names of cultivators who had lost their cattle and, being unable to replace them, were suitable objects for this charity. There would be no difficulty in cultivators obtaining cattle. Advances for this purpose would have to be distributed by the end of May.

The Collector reported that he had entertained one extra *kanungo* and one extra *naib*.

ETAH DISTRICT.

Notes of a Conference held by His Honor the Lieutenant-Governor and Chief Commissioner at Etah on the 24th February 1897.

PRESENT :

MR. E. ROSE	Commissioner.
„ P. U. ALLEN	Collector.
„ H. T. MORGAN	Joint Magistrate.
„ E. L. L. GARSTIN	District Superintendent of Police.
ASSISTANT SURGEON H. W. HARDING			Civil Surgeon.
MR. C. J. SHERIDAN	Divisional Engineer.
BABU H. P. CHATTOPADHYA	District Engineer.
MUNSHI HAKIM-UD-DIN AHMAD	...	}	Deputy Collectors.
„ SAIYID MUHAMMAD	...		
„ NAND LAL	...		
SAIYID MUHAMMAD HASHIM	...		
MR. T. STOKER	Secretary to Government, Scarcity Department.

Rabi area.—The Collector reported the normal *rabi* area to be 402,539 acres. The first estimate of the area sown in the present season was 275,249. The *jinswars* were not yet complete, but the area might now be estimated at from 5 to 10 per cent. more than the first estimate, or from 70 to 75 per cent. of normal area. The early sown crops promised a bumper or 20-anna outturn, subject to any loss from the high winds recently prevailing. This would represent about $\frac{1}{4}$ of the area sown. Over the rest the outturn promised from 8 to 16 annas. The total estimate of the district might be put at a 12-anna outturn on full area.

Poorhouses.—There were three poorhouses—at Etah, Aliganj, and Jalesar,—with an aggregate of 333 inmates.

Relief works.—There were two relief works open, one on the Etah-Aliganj road with 356 labourers, and the other on the Agra-Jalesar road, both on the intermediate system with petty contractors and no dependants.

There were some private works carried on by *raises* and employing about 400 men of Jalesar.

Village works.—No village works under section 65(a) were yet opened.

Village relief.—The number in receipt of village relief (incorrectly stated in the weekly report) aggregated 3,912. No increase on this num-

ber was anticipated; the number in fact was being decreased. The native gentlemen thought that this relief would have to be continued till the rains, but the Collector was of opinion that it might be possible to close it after the *rabi* harvest.

Crime.—The District Superintendent of Police reported a small increase of crime in the year 1896, crime at present being about normal. There were eight dakaitis, all by local bad characters; one had its origin in grain theft.

Condition of the people.—The Civil Surgeon reported the public health to be very good, the mortality below normal, and persons coming into jail to be in fairly good condition.

• His Honor decided that the works now in hand could be closed when complete or at furthest, as in Mainpuri, at the *Holi* festival. The poorhouses could be kept open for the present to meet possible contingencies, and village relief should be gradually diminished according to the effect produced by the *rabi* harvest. Nothing should be done in a hurry or without regard to consequences; but no increase, but a gradual decrease, of expenditure is now to be looked for.

FARUKHABAD DISTRICT.

Notes of a Conference held by His Honor the Lieutenant-Governor and Chief Commissioner at Farukhabad on the 25th February 1897.

PRESENT:

MR. E. ROSE	<i>Commissioner.</i>
„ E. GALBRAITH	<i>Collector.</i>
„ T. C. EDWARDS	<i>Joint Magistrate.</i>
„ H. G. S. TYLER	<i>Assistant Magistrate.</i>
„ A. J. CAREW	<i>District Superintendent of Police.</i>
„ C. J. SHERIDAN	<i>Divisional Engineer.</i>
„ R. J. POWELL	<i>District Engineer.</i>
ASSISTANT SURGEON RAMRICH PAL	<i>Assistant Surgeon.</i>
PANDIT BALDEO PRASAD	...	}	<i>Deputy Collectors.</i>
„ SITAL PRASAD	...		
SHAIKH TAFAZZUL HUSAIN	...		
MR. T. STOKER	<i>Secretary to Government, Scarcity Department.</i>

Rabi area.—The Collector reported the normal *rabi* area to be 376,533 acres. The *Jinswars* were now complete and showed an area for the

present harvest of 272,226 acres, of which 200,034 were irrigated. Some injury was anticipated from prevailing high winds: subject to this, a 12-anna outturn might be expected for the whole district. On the canal-irrigated lands the promise was of a full or 16-anna crop. The Deputy Collectors present reported to the same effect.

Numbers on relief works.—The numbers on relief works were absolutely inconsiderable, amounting only to a few hundreds. Plenty of employment for labour was available in the fields, and the canal officers and District Engineers found some difficulty in obtaining labour. The harvest now beginning afforded further employment.

On two of the three works, *viz.*, the Bela-Khudaganj road and the Chhibramau road, the numbers were under 30. There were no dependants on works, all being on the intermediate system, the return of 1,140 dependants on the 13th February being incorrect. Mr. Sheridan reported to the same effect.

Poorhouses.—There were five poorhouses open, with 1,024 inmates, the bulk being in the headquarters poorhouse, which contains 686, of which 506 were natives of other districts, chiefly Hardoi and Sháhjahánpur. The Hardoi people usually arrived in bad condition. The number in poorhouses was kept down by constant drafts to works, but the people drafted to works usually deserted them in a few days.

Village relief.—The total number on village relief (wrongly reported in the weekly returns) was 7,113, of whom 4,209 were under Chapter X, 3,500 of them being in the city and 2,904 under Chapter V.

The lists were prepared by the *patwáris* and tested by the Assistant Collectors and *kánúngos*. Mr. Edwards found the *patwáris'* lists fairly correct. A very small proportion of deserving people had been omitted at first, but since the distribution of money commenced, there were signs of undeserving people being brought on the lists. The numbers on relief were not likely to be increased.

Crime.—The District Superintendent of Police reported an increase in petty crime in the month of January 1897, the offences reported having risen to 420 from 257 in January 1896. The increase was in petty thefts and burglaries, and was partly due to distress and partly to better reporting.

Condition of the people.—The Assistant Surgeon reported that the public health was good, the mortality almost normal, being slightly less than in the preceding year.

Staff.—The Collector stated that no special *naib* or *kánúngo* was entertained.

His Honor directed that the two minor relief works which have never attracted workers should be closed at once. One relief work could be kept open for the present, in order to draft to it people from poorhouses or recipients of village relief. The works could be finally closed next month as laid down for other districts of the division.

The poorhouses should be reduced in number, but some maintained for the present to meet possible contingencies. Village relief should be gradually restricted as prices fell.

Notes of a Conference held by His Honor the Lieutenant-Governor, North-Western Provinces, and Chief Commissioner of Oudh, at Lucknow on the 13th March 1897.

PRESENT :

MR. C. W. ODLING	...	<i>Secretary to Government, Public Works Department.</i>
SURGEON-COLONEL HENDLEY,		<i>Inspector-General of Civil Hospitals.</i>
SURGEON-MAJOR S. J. THOMSON.		<i>Sanitary Commissioner.</i>
MR. R. G. HARDY	...	<i>Commissioner, Lucknow Division.</i>
„ A. W. CRUICKSHANK	...	<i>Ditto, Allahabad Division.</i>
„ J. B. FULLER	...	<i>Collector, Allahabad.</i>
LIEUT.-COL. R. R. PULFORD,		<i>Superintending Engineer.</i>
MR. C. G. PALMER	...	<i>Ditto ditto.</i>
„ T. STOKER	<i>Secretary to Government, Scarcity Department.</i>

HIS HONOR explained that the conference had been assembled to consider the best measures to meet the general outbreak of cholera which had taken place at many points on the relief works in South Allahabad, and generally the best method of dealing with such outbreaks wherever they might occur.

The Sanitary Commissioner read a memorandum containing suggestions as to the best measures which could be adopted. They consisted briefly in the division of the affected charge into small bodies of 300, the entire removal and seclusion from work of the body in which cholera cases occurred, and the dispersion and isolation of the other bodies, so that they should be located at a distance at least half a mile one from another. The proposal was considered and discovered impracticable on account of the difficulties of finding the work and of managing and controlling small bodies spread over a very extended line of road, and the further serious difficulty of providing a proper water supply in the South Allahabad country.

Mr. Fuller and Mr. Palmer reported that very serious difficulty had already been experienced in procuring water in sufficient quantity to supply the large charges at present concentrated at different works. The wells had, to a great extent, dried up; the river supply was failing, and it seemed certain that in a short time we would have to face the entire failure of a water supply sufficient to meet the requirements of large bodies collected at central points. An endeavour had been made here and there to sink wells; but the rock was soon hit without water having been reached. Mr. Fuller considered that there was no immediate danger of a failure of water supply necessary for ordinary village use, or for small bodies of labourers collected on village works.

It further appeared from the reports of the Commissioner, Collector, and Superintending Engineer, Allahabad, that it would be impossible to keep shifting large bodies of labourers about the tract in question, as the numbers employed already were so great that the tract of country did not afford sufficient room to shift affected bodies repeatedly a sufficient distance without bringing them in contact with other charges.

After discussion and consideration of the various alternative measures which suggested themselves to any members of the conference, it was finally decided by His Honor, with the unanimous concurrence of the conference, that, having regard to the present outbreak of virulent cholera at many points and the almost practical certainty of its general spread over the whole affected tract, if immediate steps are not taken, the only practicable course was to promptly break up all the charges in the South Allahabad tract, and return the people for the present to their villages till suitable employment on small village works could be provided for all the labourers needing relief. In order to do this, it would be necessary to provide the disbanded labourers with sufficient advances to enable them to subsist until the new scheme of village works could be started in full working order. He directed that nominal lists should be made out from the muster rolls or gang registers of the labourers at present employed on all charges in South Allahabad, showing the labourers village by village; that each person should receive a dole representing a month's pay, or for facility of calculation, 32 days' pay, on the scale he was now receiving (*viz.*, 10 *sér* scale), workers being paid as workers and dependants as dependants, the only exception being that diggers should receive only six pice each. These lists being made and payments advanced, the people should be sent to their villages, so far as possible, in gangs, in charge of a *chaukidár*, and informed that they should remain in their villages cleaning up the wells and doing whatever work might be indicated to them through the *patwári* or otherwise, and that at the end of the month they would receive employment on the new village works. Copies of the lists were to be sent to *patwáris* with instructions to check them, and note the date of arrival of the people, and not to permit them to leave their villages till village works became available on pain of losing their further support. Any *residuum* which might remain, consisting of homeless wanderers, or immigrants from Rewah and elsewhere, should be formed into manageable charges and employed in some locality where a pure water supply would be available. It was essential to maintain a backbone of Department of Public Works works as a safeguard.

In order to prevent the inroad upon the works of persons only seeking to receive the month's dole, Mr. Palmer was instructed to stop fresh admissions to all the charges and gangs remaining open in the South Allahabad tract, including the *residuum* charge above-mentioned. If any further applicants for works should appear, arrangements should be made to draft them to other works north of the Ganges or in the Collector's charge. In the month's interval which would then commence, the system of village works described in paragraph 20 of G. O. No. 196, dated the 23rd November 1896, of which the preliminaries had already been commenced, should be finally matured, introduced, and put in force.

The Commissioner, Collector, and Superintending Engineer, Allahabad, should arrange for the sub-division of the present relief circles into work circles, of which there will be about 150 in the South Jumna tract, and provide sufficient works within each circle to employ the people of it, the average number of labourers not to exceed 500 or 600. The works selected would usually be tanks, wells, embankments, and other works of improvement for the village.

In deciding the works to be selected, efforts should be made to finish up road work already in hand. It would be necessary to provide in this way sufficient small works to occupy the whole number of people in the affected tract who required employment, and avoid, if possible, the necessity of again resorting to large public works.

The Collector and Mr. Palmer reported that the programme of village works was already complete, and no difficulty would be experienced in making the necessary provision of work. The works had been selected in large numbers and their locality marked out on maps.

The Collector was instructed, pending the completion of village work scheme, to endeavour to find some occupation at their homes for the labourers returned to their villages. They might be set to work to deepen the wells, or otherwise increase the water supply of the village, or in agricultural or sanitary work, such as might be found practicable.

Notes of a Conference held at Government House, Allahabad, by His Honor the Lieutenant-Governor, North-Western Provinces and Chief Commissioner of Oudh, on the 20th March 1897.

PRESENT :

MR. A. W. CRUICKSHANK	... Commissioner, Allahabad Division.
„ J. B. FULLER, C.I.E.	... Collector of Allahabad.
„ C. G. PALMER...	... Superintending Engineer.
„ A. R. SUTHERLAND	... Divisional Engineer.
„ C. DUPUIS District Engineer.
„ C. W. ODLING...	... Secretary to Government, Public Works Department.
„ T. STOKER Secretary to Government, Scarcity Department.

HIS HONOR explained the circumstances under which the conference had been called to reconsider the scheme decided on at the conference of the 13th ultimo to disband the labourers on all the South Allahabad works and to provide for their re-employment on village works after a month's interval.

It appeared that the cholera had not made the rapid and general progress which was at first anticipated, and that a considerable number of people had left the works on account of the approach of the *rabi* and *mahua* harvests, and in some charges from fear of the cholera.

Mr. Palmer had embodied his reasons and his alternative proposals in a memorandum, which was read. The memorandum is printed as an appendix to this minute with a memorandum by the Commissioner.

Mr. Fuller reported that a return of cooler weather had reduced the prevalence and checked the spread of the cholera. The Meja tahsil had remained free from infection so far. But the epidemic was still bad at Sheorajpur on three charges, where about 20 deaths daily were reported, and it seemed to him (Mr. Fuller) certain that it would spread and eventually reach the Meja tahsil also.

He was opposed to Mr. Palmer's proposal on the ground that he did not think it practicable to move the people as proposed by Mr. Palmer, so as to bring them all into the neighbourhood of their homes. He also preferred the plan of disbandment for a month because it would give a holiday and rest to the people, which would be advantageous to their physical health and *morale*.

He also advocated the employment of zamindárs in the conduct and control of village works.

Mr. Palmer explained the details of his scheme and the method in which he proposed to shift the labourers first into detached works for comparatively small bodies (500 labourers) in the tracts adjoining the present concentrated charges, and subsequently to sift them out and transfer those who desired it to the village works in the neighbourhood of their homes.

The proposed measure was discussed, and the opinion of the various members of the conference ascertained.

It was pointed out that the result of opening works in the immediate neighbourhood of the labourers' homes would be at once to bring the entire families of all the labourers on the works as either dependants or inefficient workers, and that some arrangement would be necessary to prevent an abuse of the system if the full Famine Code rules were maintained.

His Honor decided that this difficulty must be met by adopting, with any necessary modification, the system of intermediate works described in Resolution 753, of 16th March, and by utilizing the local knowledge of the zamindars to exclude persons not requiring State support.

With the above reservation, His Honor decided that the system proposed by Mr. Palmer should be adopted, and that immediate steps should be taken to commence its introduction into the whole of the trans-Jumna tract, including the Meja tahsil as well as Bara and Karchana.

Mr. Fuller represented the special case of the three infected charges (known as the N. charges in Sheorajpur), where immediate and complete dispersion seemed necessary to check the cholera now prevailing. His Honor directed that the labourers on these charges should be at once disbanded, receiving eight days' pay on the principle laid down in the conference of the 13th March, and that the circuit should be formed and detached village works got ready for their reception by the end of that period.

His Honor further directed that in the event of sudden outbreaks of cholera, the Commissioner should have discretion to close the works for eight days, paying off the people for that period and thus enabling them to disperse, and the officials to prepare new works for their re-employment. This step was only to be taken if, after consultation with the local officers, it was not found practicable to meet the case by marching the affected charge to another locality.

FAMINE RELIEF, ALLAHABAD DISTRICT.

Dispersion of Famine Relief Workers to the vicinity of their homes as a measure to provide against the present cholera epidemic and probable future epidemics.

At a conference held by His Honor the Lieutenant-Governor at Lucknow on the 13th March it was decided that—

- (i) all persons employed on famine relief works south of Allahabad and having homes in the Allahabad district should be given a dole of 32 days' pay and dispersed to their homes;
- (ii) works should then be marked out in all circles so as to be within reasonable distance of every village; and then the works opened up on the expiration of the 32 days, and so distributed as to have about 500 persons on each work;

(iii) persons not having a home in Allahabad district should not be paid off, but be formed into manageable charges and employed in some locality where a pure water supply will be available.

(iv) any applicants for work during the closed month to be drafted to other works north of the Ganges or in the Collector's charge.

2. The object of these measures is to get the people into small parties of about 500 persons near their homes, so far as they have homes in Allahabad.

3. On going into the matter in full detail in the course of three conferences with the officers directly engaged on the work I found that—

(i) the force of certain points has been partly overlooked, and they involve danger of infecting other tracts. They decrease the efficiency of relief afforded by the month's advance, and increase the difficulties in the way of carrying out the change in the manner sanctioned by His Honor;

(ii) the object aimed at could be secured more easily and more cheaply by another method, which would also minimize the risk of infecting fresh country.

4. The points referred to are these:—

(a) the vast majority of the attendants on relief works in the section between the Jumna and the Tons are, if not infected, at least "suspects." Some would carry disease with them to other parts of the district. At present the cholera is practically confined to this section. It is best to keep these "suspects" in the tract they are already working in: they cannot make it any worse;

(b) the daily average attendance is shown in the following table:—

				<i>Daily average number.</i>
On week ending 27th February 1897	182,598
" 6th March 1897	160,833
" 13th "	152,712
On 17th March from post-cards	137,073

I have not full information to a later date than the 16th, but a great number have already gone, and the Holi festival, the *mahua* harvest, and the *rabi* harvest are taking away numbers of persons at this date. By the 22nd a great number will have gone who will not share in the dole and who will want to come back before the month is over. With them will be others who have no work after harvest. To send them on to existing or new works across the Ganges will be likely to carry cholera infection there. To start new works for them along the Jumna in their own section will very seriously encroach on the time of the officials who should be marking out a great number of other small new works.

(c) the emigrants from Banda and Rewah are scattered about in every "charge," and to place them on separate works will also take up some of the short time for marking new works, because a "charge" organization must be kept up if even one work is kept going in the charge;—

(d) a number of the people on the works are so weakly that they could not march to their homes in company with the stronger ones, so the dispersing parties would split up into numerous

small groups. Many are too weak to march without help, and these we could not supply carts for.

- (e) a very large number now paid off will, it is feared, get in again on works in this district or in Bánda as soon as they can find an opportunity and as harvesting closes.

5. An easier and cheaper mode of effecting the same object is by making the distribution to homes in *two* stages, instead of in one, in the following manner:—

- (a) begin by demarcating the new circuits of about 6 miles square each, the area for one "charge," and mark out 12 small works in each. Then shift each "charge" in to the *nearest* circuit, helping along the infirm by carts, and put a gang *muharrir's* "party" of six gangs into each of the new works without reference to where the people's homes may be. A 'party' contains 460 to 520 persons. Two officers would work on the Barah section, to get it done quickly. Lieutenant Morris has been over a month in charge of the Meja section and could do his single-handed. He has no cholera or water trouble as yet, but his men are on the Rewah border and may be infected at any time. This will complete the "breaking up," which is the main thing ;

- (b) the next stage is the distribution to their homes of the people who have homes *in the tract they are working in*. It appears to me of the highest importance to in no way facilitate intercourse between the infected tract and any other, and I would therefore not shift any man to another tract. The charges being broken up into "parties" of 500 in separate works, it is an easy matter for the officer in charge to run through his different parties, one by one, and gradually *chálán* from each the persons who are fit to march and who have homes to go to in some part of *the same* section or tract. He would in all cases *chálán* them to the officer in charge of the Public Works Department relief "circuit" in which the persons lived. He might help a few persons with money to reach home, but not those who are weak or too ill to march with safety. This would complete the dispersion to their homes.

6. In every relief circuit there would only be one recruiting place, namely, at the "enlisting flag" near the headquarters. The headquarters to be near the middle of the circuit.

7. The officer in charge would have to deal with three kinds of persons applying for enlistment :

- (i) *Inhabitants of the circuit*.—These he would *chálán* to the works nearest their respective villages. It is probable that in *no* case would there be a village without a work within two miles of it in some direction.
- (ii) *Inhabitants of another circuit in the same "section" or tract*.—There would be very few of these indeed, and they would be treated as class (iii) pending results of enquiries. They would also be informed of work having been started in their proper circuit.

(iii) *Emigrants from Rewah, from Banda, or other districts, or even from another tract of the Allahabad district.*—These would all be treated alike and *chained* to specially selected works not very close to any village, where they can be kept separate from all those of class (i). These special works would require a full amount of shelter and some other special arrangements.

8. Payments and all other routine to be *for the present exactly as now*. Water organization to be broken up to fit each "party" instead of being kept in one for the whole "charge."

9. On these considerations I submitted a report to the Chief Engineer on the 16th for orders, recommending this revised method of dealing with the problem.

10. So far as the above goes I am sure of the ground, but not any further at present. With experience, and after trials on a small scale, we may be able, and no doubt will be able, to see our way to further adjustments and improvements; but I do not know what form those adjustments and improvements will take, and I deprecate any attempt being made to forestall the results of experience. Such attempts create unlooked for difficulties somewhere or another, and will retard the development along the natural and true lines which fit the conditions.

Memorandum by the Commissioner, Allahabad Division.

I UNDERSTOOD that the medical officers at the conference at Lucknow on the 13th, insisted on the necessity of dispersing, at the earliest possible moment, all the workers and dependants on the Public Works Department relief works in the whole of the trans-Jumna tract of Allahabad on the ground that this was the only way of avoiding the risk of the cholera which had broken out in about seven charges spreading over the whole of the trans-Jumna tract.

I also understood that the advance of 32 days' pay was calculated to cause the most speedy decentralization of the workers, who were expected to, at once on receipt of 32 days' pay, rush off to their villages and stay there for a month.

The Superintending Engineer's proposals introduce an intermediate stage, *viz.*, the charge being broken up into small parties of six or seven gangs, under one *muharrir* and six or seven mates, placed on village works, and when so distributed the population would be gradually transferred to their villages of residence by transfers from one party to another according to the village of residence of each worker. All Rewah immigrants and other non-residents of the trans-Jumna tract would gradually be sorted out and grouped in separate parties apart from the parties of residents.

This plan would save money, and Mr. Palmer thinks it more administratively convenient.

Whether it would be more efficient as a safeguard against the risk of spreading cholera is a question for medical experts.

I expressed an opinion at the conference that it was not absolutely necessary to break up all the charges in a given tract because cholera had broken out into some of the charges in that tract. (In this case the cholera has affected about 45,000, and about 100,000 are still apparently free from epidemic cholera.)

My opinion did not commend itself apparently to any of the members of the conference, medical officers or otherwise, and I accept the opinion of the majority loyally.

This opinion of the majority seems to me to contemplate, as an absolute necessity, the dispersion at once to their homes of the workers. I understand that the medical experts consider this the less likely course to further the spread of cholera to the villages in the trans-Jumna tract. At the end of a month the villagers would be afforded employment in their own villages on village works, and would be grouped on the principle of isolating village works for the employment of villagers in that locality to the exclusion of strangers, for whom separate works would be started.

Mr. Palmer would arrive at the stage of village works for residents only through the intermediate stage of six or seven gang parties to be ultimately sorted residentially. The more lengthy plan of disruption of existing charges into their personal units at one stroke, and after a month regrouping those units by villages, is that which the Committee on 13th March at Lucknow recommended on medical grounds, as far as I understand. I may be mistaken.

Notes of a Conference held by His Honor the Lieutenant-Governor, North-Western Provinces and Chief Commissioner of Oudh, at Fatehpur on the 30th March 1897.

PRESENT :

MR. A. W. CRUICKSHANK	Commissioner.
MAULVI SAIYID HABIB-ULLAH	Collector.
MR. E. H. ASHWORTH...	} Joint Magistrates.
„ J. H. CUMING	
„ C. G. PALMER	
		...	Superintending Engineer.
„ A. R. SUTHERLAND	Divisional Engineer.
„ N. F. McLEOD	Executive Engineer, Irrigation Branch.
HONORARY CAPTAIN T. CHAPMAN	District Engineer.
MR. HAYNES	Civil Surgeon.
„ ISLAM-ULLAH KHAN	District Superintendent of Police.
HON'BLE MR. C. W. ODLING	Secretary to Government, Public Works Department.
MR. T. STOKER	Secretary to Government.

THE map of the district being laid before His Honor, the Collector and Mr. McLeod explained that the worst part of the district was the tract lying along the banks of the Jumna, between that river and the railway. It was traversed by the new canal works now in progress, consisting of the main canal and numerous distributaries. The position of other relief works projected, or actually in execution, were further pointed out upon the map to His Honor by the District Engineer. The Collector explained that the intermediate system would be introduced on the 1st April, and it was expected that the numbers upon the works would then fall. He

reported that bad condition was chiefly apparent among the children, to a small extent only among women, and not to any appreciable degree among the male labourers.

Mr. McLeod considered that he would have no difficulty in working the intermediate system, provided some arrangements could be made for children dependants, whose condition was often poor. He had practically been trying the experiment of intermediate works for some time upon one section, and found the children to be the only difficulty.

Mr. Ashworth, who had recently been put in charge of the Gházipur and Fatehpur tahsils, reported that there were some signs of distress among the Pásis and other low castes, but higher caste people seemed to have some resources. They had been selling their surplus cattle, though, he believed, they had not parted with their plough cattle to any substantial extent.

In reply to His Honor's enquiry, the Collector and Mr. McLeod considered that if kitchens were started on intermediate works for the supply of cooked food to children dependants, there would be no difficulty in affording the required relief by means of intermediate works. After some discussion on the subject with various members of the conference, His Honor declared that he thought it doubtful whether, in the circumstances which now prevailed in the Fatehpur district, and particularly in the distressed tract along the Jumna, the intermediate system, pure and simple, would suffice to afford the necessary relief, both to able-bodied persons and to inefficient labourers and their dependants. He considered the choice to lie between retaining full Famine Code works and introducing the intermediate system with some modification which would provide for children dependants. The local officers seemed to be of opinion that children at present were not fed by their parents with sufficient food or with food of a sufficiently nutritive description. It was therefore undesirable to continue the payment in cash to children dependants.

His Honor accordingly directed that—

- (1) the intermediate system should be introduced;
- (2) kitchens should be open on each intermediate work for the supply of cooked food (generally *khichhri*) to children dependants under seven years of age, not being infants in arms: the ration to be that prescribed in the Famine Code;
- (3) no adult dependants to be recognised or to receive any payment, either in cash or food;
- (4) in the case of children in arms, one pice should be paid to the nursing mother for the child;
- (5) the above provisions to apply to the entire district.

It was made clear that adult dependants were not to be fed or paid on the works; they were to be dealt with under the village relief system.

The question of village relief was then taken up. The Collector explained that he had in the district thirteen relief circles in the four tahsils. In each circle one additional *kánungo* had been appointed, but no additional *naib* had yet been appointed for any tahsil.

With reference to recent correspondence concerning the distribution of the Indian Famine Charitable Relief Fund, the Collector explained

that when he replied to the Honorary Secretary that relief was not distributed for want of a proper organization for distribution, he was under the impression that the Committee desired to have a new and separate organization concerned solely with the distribution of the Charitable Fund relief. He had therefore organized an additional agency consisting of the *raisees* and higher officials of the district for this purpose. He explained that the usual relief agency was already in existence, and would have been utilized to distribute the Charitable Fund relief but for his misunderstanding concerning the wish of the Committee. That organization consisted of the usual circle officers, supplemented and assisted by a committee of non-officials in each circle, the whole under the supervision and control of sub-divisional officers. This agency was that employed for the distribution of State relief, was adequate for all purposes, and would henceforth be utilized for distribution of the Charitable Fund relief also. Meanwhile about Rs. 2,000 from the Charitable Fund contribution had been expended in the supply of food and clothes.

The Collector was instructed to now write and explain to the Executive Committee the real nature of his proceedings.

He was also directed to entertain an additional naib tahsildár for each tahsil to assist in famine work.

The method of expending the Charitable Fund contributions for the purchase of plough cattle and seed grain for needy cultivators was then considered. The Collector explained his design of making a census of all cultivators in the district by extracts from the village papers, and tabulating from the entries in those papers the amount of cattle owned by each cultivator, and the extent of his loss of stock during the present year. His Honor considered that this system would prove in practice too elaborate and complex, and would require much longer time than was now available for such a process. It was only necessary, he pointed out, to ascertain who were the poorest and most necessitous cultivators in each village. For this purpose it would probably be found most practical to cause lists to be furnished by each *patwári* for villages in his circle, and to have these lists checked through the circle relief agency, employing, as far as possible, respectable zamindárs and the local Circle Committee.

The district grant from the Executive Committee of the fund for this purpose would first be divided among the different tahsils, and then sub-divided between the different parganas and circles. It would then be found comparatively easy to deal in detail with the allotment for each circle. The list and payments should be carefully supervised by the European officer in charge of the sub-division.

His Honor then pointed out that there were now two European covenanted officers in the district, Mr. Ashworth and Mr. Cuming. The district should be divided into two parts, and each of these officers, acting under the orders of the Collector, should be placed in charge of one of the divisions and control the famine work of his division in all its branches, having under his orders for this purpose the subordinate staff of the division. No case work should be made over to these officers, but they should be authorized to take up such case work as occurred in connection with the administration of relief in their charges.

The Commissioner was requested to make the necessary division of the district and assign one part to each officer.

Memorandum by the Commissioner of Meerut on the condition of the Aligarh and Meerut Districts on the Lieutenant-Governor's tour,— 22nd and 23rd April 1897.

THE condition of this district is generally good; the *rabi* having been excellent everywhere, except in some few places adjoining the Muttra district. There has been no distress, but about Rs. 3,000 have been either collected or subscribed from time to time for the relief of respectable poverty by private charity, the necessity for which, however, is no longer believed to exist, the Officiating Collector reporting that it would not, in his opinion, be justifiable to divert any of the Provincial Famine Fund from the badly-stricken tracts to a district like this, which is quite capable of looking after itself. On Thursday, the 22nd, the local magnates, during an interview with His Honor the Lieutenant-Governor, pledged themselves to find Rs. 2,000 more for local purposes. The Commissioner has, under His Honor's verbal instructions, reminded them of this through the Collector, adding that any action taken should be of course so taken privately through the Local Famine Relief Fund Committee.

Meerut is, according to the information before us, absolutely safe, having had a splendid harvest and being in a position not only to support itself, but also to help other districts. This was practically admitted at the meeting held by His Honor the Lieutenant-Governor at the Town Hall on the 23rd instant, the Collector reporting that no help whatsoever is needed from the Indian Famine Charitable Relief Fund Committee. It is understood that about Rs. 4,300 were subscribed for local purposes at a meeting held on the 20th February. The Collector has been asked to ascertain what the subscribers propose doing with the money; but his answer is still awaited. The facts show that Meerut is a district which should contribute liberally to the Central Fund.

Notes of consultation with the Collector of Muzaffarnagar and the Commissioner of the Meerut Division, concerning the state of the Muzaffarnagar District, dated 26th April 1897.

It appears from the Collector's statement that when the rains ceased abruptly and it seemed possible that distress might ensue, the Officiating Collector, Mr. Roberts, in the month of October 1896, caused lists to be made out for the villages and Act XX towns of those persons who might require relief if distress supervened and became serious. Those lists were prepared through the tahsils; but no action whatever was taken upon them, as the circumstances did not require any measures of relief to be adopted. Nothing happened till February 1897, when the Collector was addressed by the Provincial Committee of the Indian Famine Charitable Relief Fund, and asked to form local committees in order to raise funds for the relief of distress. This letter was made over by the Collector to Rae Bahádur Nihal Chand, who was advised by the Collector as to the formation of a committee. A committee was accordingly constituted consisting of the non-official members on the District Board, a member for each of the Act XX towns and each municipality. There was no official interference on the part of the Collector or any of his subordinates. The committee thus constituted raised the sum of Rs. 3,500 and then set to work to distribute it among the town population, where-

ever they found deserving objects for their charity. In doing this, they utilized the lists already made under the Collector's order, though not adhering to them exactly. This charitable distribution went on till the 15th April: by that time the money originally raised was nearly exhausted, and, owing to the advent of the harvest and relaxation of prices, no further necessity existed for charitable relief in the towns. There was never any attempt to distribute relief throughout the villages, nor any necessity for such measure. After that date, a few days ago, the sum of Rs. 1,000 was received from the Allahabad Executive Committee. This remittance was made by the committee without any solicitation by the local people, and, not being required, has been returned to the Allahabad Committee.

The Collector reports that he has visited all the towns of the district, and agrees with the decision of the local committee that further relief is not required. He does not find any necessity for any action, and provided the rains come in due course, none will be necessary. He has found no concourse of beggars, or appearance of destitute or distressed people, in any of the towns or *bázárs*, or any other signs indicating the existence of distress. The cultivators are in a state of unusual prosperity owing to the high prices received for their produce.

The only part of the district which does not share the general prosperity is the Bidauli pargana, where irrigation is deficient, and which suffered from floods last year and from the drought of the present year. The settlement, though not originally excessive, now presses somewhat hardly on this part. The condition is aggravated by the lazy habits of the people. The *zamindárs* are chiefly non-resident, being Saiyids and outside purchasers, chiefly *vakils* and money-lenders.

Crime in the district is not abnormal, and the death-rate is low. The *rabi* has been on the whole a very fair crop: the area sown was fully 80 per cent. of normal, and of this five-eighths was irrigated.

There is always some import of grain in the months of January, February, and March: at other times exports are large, and they have now commenced. Prices are now—wheat, 12 *sérs* and barley, 15 *sérs*.

Notes of a conference held by His Honor the Lieutenant-Governor, North-Western Provinces and Chief Commissioner of Oudh, at Saháranpur on 27th April 1897.

PRESENT:

MR. G. R. C. WILLIAMS	Commissioner.
„ E. F. L. WINTER	Collector.
„ J. W. ALEXANDER	Superintending Engineer.
„ T. STOKER	Secretary to Government.

THE Collector stated that the only apprehension of any pressure in the district arose in the case of some forest villages in the clearings or along the borders of the forest at the foot of the Siwaliks. The residents of those villages had the resources of forest produce; but their crops had been poor and they suffered from chronic poverty, which, in the present year, was aggravated by high prices. The only measure anticipated as possibly

necessary to meet this case was ordinary road work executed under the District Board on the road running along the foot of the hills and in proximity to the villages in question. He did not anticipate that any special measures would be required, or even that any special funds would have to be allotted; at most he would have to ask for an extra grant to the District Board Fund. There was no necessity whatever to make out lists for gratuitous village relief in any part of the district. In villages there was no failure of the ordinary employment, and labourers were not therefore in need of relief, while the tenants were benefited by the unusual prices obtainable for their produce. In towns there were no signs of distress requiring public intervention; no abnormal sights nor collection of beggars. To some limited extent the pressure of high prices was felt. In Roorkee charitable distribution of grain was made, the expense being met from money locally subscribed, and which was sufficient to last for the next three months. In Saháranpur private charity was meeting all the requirements. Some money had been collected for the assistance of poor *parda nashin* women, of whom, as a maximum, it was estimated that about 500 would require assistance. About Rs. 1,900 had been raised by private subscriptions, and if anything more were required, it could be similarly obtained. There was no occasion to call on either the State or the Indian Famine Charitable Relief Fund for subsidies. A meeting had been held by the Collector to consider the matter, and it had been recognised that there was some pressure from high prices on people who were in very straitened or reduced circumstances, and a non-official committee had been appointed at Saháranpur, with local committees at smaller towns, to distribute the money subscribed. Even this measure might not prove necessary, but it had been adopted as a matter of precaution and would suffice for any emergency at present unforeseen.

Notes of a Conference held by His Honor the Lieutenant-Governor, North-Western Provinces and Chief Commissioner of Oudh, at Bareilly, on 29th April 1897.

PRESENT:

MR. H. F. D'O. MOULE	<i>Commissioner.</i>
" H. Z. DARRAH	<i>Collector, Sháháranpur.</i>
" R. H. BRERETON	<i>Collector, Bareilly.</i>
" W. TUDBALL	<i>Collector, Pilibhit.</i>
" G. R. BIRD	<i>Divisional Engineer.</i>
" T. STOKER	<i>Secretary to Government. Scarcity Department.</i>

THE Commissioner submitted notes, showing the position of each district in his division on the following points:—

- (1) the prospect of a return of labourers in any considerable numbers to relief works;
- (2) the sufficiency of the arrangements to receive and employ labourers;
- (3) the adequacy of the village relief arrangements;
- (4) the state of the town population;
- (5) the arrangements for the expenditure of the Indian Famine Charitable Relief Fund, particularly the sums assigned for object IV (purchase of plough cattle, seed grain, &c.).

Mr. Moule considered no further advances were needed for village works on the partly recoverable advance system. He did not desire to extend tank projects, preferring to finish off the existing road work before the rains. Mr. Brereton was of opinion that zamíndárs' agency was not to be trusted, as they were indifferent and almost invariably non-resident. His Honor considered that there was now no time before the rains to complete tank projects, and that no necessity was shown for any expansion of the village work system in this division. The partly recoverable system would not work here, and might be left out of account. Where the necessity existed and a suitable zamíndár was found, as, for instance, in the case of Thákur Narain Singh, Rao Bahádur, a local work, such as tank or irrigation, might be started at Government expense and worked through the zamíndár's agency.

Mr. Moule explained that in all districts the Public Works Department were prepared to open relief works when called upon. The District Officers were on the watch and ready to start works whenever required. Mr. Bird also expressed the preparedness of his department to commence relief works at immediate notice.

Mr. Moule reported that poorhouses were all kept open, though not largely frequented.

Village relief had been much reduced in all districts. Mr. Darrah reported that the doubtful tract in the Sháhjahánpur district was the Bankati tract in the Jalalabad tahsil, where the crops had failed and the people had lost heart and were in straitened circumstances, parting with their cattle and other property, and preparing to migrate. His Honor desired that suitable works should be kept open in this tract for any who should seek work, and that the system of village relief should also be kept in active operation.

Mr. Moule noted that in all districts lists were being prepared of suitable recipients for object IV grants. Ordinarily the lists were prepared through *patwáris* and subordinate revenue establishment in consultation with village zamíndárs and *mukhías*, and were checked by *tahsildárs* and circle officers, and the money would be distributed by officers of the superior staff.

In Sháhjahánpur, Mr. Darrah reported that he adopted the system of calling for applications for these advances as "recoverable *taqávi*," anticipating that if they were announced as free gifts, he would be overwhelmed by applications. His Honor expressed his preference for the system of preparing lists primarily through *patwáris* and *zamíndárs* to be checked and revised by *tahsildárs*, circle officers, respectable landowners, and local committees. The principle adopted by Mr. Darrah might tend to exclude the poorest and most deserving classes, who for want of means would not be prepared to ask for recoverable advances. His Honor considered it absolutely necessary that the lists should be completed and the distribution commenced by the end of May at farthest, and that the actual disbursement should take place publicly and be effected by officers of the higher grade, where possible by European officers, in the presence of the local members.

1.—The prospect of a return of labourers in large numbers to the relief works.

Difficult to prophesy on this point. May and June are always slack times for agricultural work, and last year, when the *rabi* was worse than that of this year, people did

Bijnor.

not come to work. But as this year resources are dried up, probably there will be some demand for work.

At present some work is afforded by picking the cane after rain and watching threshing-floors and mango groves. If the rain set in well, there would be probably be employment for every one.

Thus only from May 10th to 15th until the breaking of the rains may relief labourers be expected to come in. The largest number at one time was on February 17th, when close on 5,800 were on *works*, but of these only 822 came from a distance of over five miles.

Collector adds: "We have three Court of Wards tanks and two *taqávi* tanks being dug, for which labour can hardly be got at present. The Dhampur Municipality is also deepening some tanks, and the Railway Company employing a considerable number of men in digging ballast." The five tanks mentioned should employ some 1,000 men for six weeks, and if three or four other village works were opened, any strain should be much relieved. Collector doubts if he would get more than 2,000 to 3,000 persons, if as much, on large works for a period of from six to eight weeks.

Not the slightest likelihood of labourers in large numbers returning to the relief works. Collector does not expect more than 1,000 altogether, and a good many of those will be merely men wishing to earn an honest penny until they get ordinary field work when the rains break.

From enquiries made Collector is of opinion that there will be no return of considerable numbers before the middle of May or even later. The number who will come on from that time till the rains is not easily estimated and Collector hesitates to make a guess. The largest number in February was about 6,000, and that was just before the reduction of wage, which immediately caused some falling off. Collector would be surprised if we ever had over 4,000 between the middle of May and the rains, and he thinks 2,500 may be taken as a very ample estimate of the average. Assuming the period to be 40 days, the units would be 100,000 and cost Rs. 7,812. Collector believes this estimate to be too high if anything. Of course he assumes that the rains commence by the end of June.

2.—The sufficiency of the arrangements to receive and employ labourers.

Probably for the short period very few would come from a distance. Huts could readily be run up for these, and tools are in abundance. Collector proposes, in accordance with the Government order dated 12th April, to post a sub-overseer and a gang *muharrir* on the Nehtor-Haldaur road from 1st May. If numbers come in, the old gang *muharrirs* and officer in charge (*naib tahsildár*) can be got at a day's notice.

Relief will be only required for the rice-growing villages which lie on the banks of the Aril. They will be reached by the road work on the Budaun-Dataganj road, which was stopped just beyond Dahirpur. On February 20th there were 1,078 on this road and 278 on the Saheswan-Gunnaur road. After the above date the numbers went down. No work will be necessary in the direction of Saheswan. The arrangements proposed are the same as when the work was closed.

Two works—one near Amroha, the other near Sambhal—are open and ready to receive labourers at any time. They are practically both on the line dividing the district into equal halves, and are within a few miles of the Hasanpur and Sambhal "*bhūr*," which is the worst part of the district. In addition to these, Collector hopes to have at least ten or twelve village works—one at Thakurdwara and most of the others in the *bhūr*, where they are most wanted. There is ample provision for all who are likely to want it if we have normal rains.

Moradabad.

3.—The adequacy of the village relief.

The *kánúngos'* circles are relief circles, and the *kínúngos*, 13 in number, the relief officers. At present, owing to the harvest, comparatively little relief is needed in villages, and it is, Collector believes adequate. Judging from last year, the amount of relief will probably have to be extended a good deal in July and August, until the cheaper *kharif* grains come in. At present only some 400 or 500 are in receipt of relief in villages, but the numbers will possibly go up to 1,200 as the *rabí* becomes exhausted.

Bijaor.

No village relief is being given, and none will be necessary.

Budaun.

During April there were 278 on village relief, in addition to those receiving assistance from the charitable funds in the towns. During March relief was given in all villages where the number of persons requiring it seemed to be large in proportion to the population and means of the village. Relief was more freely given in the *bhūr* villages than elsewhere. In April, with the cutting of the crops and depletion of the works and poorhouses, Collector curtailed the village relief list to its present dimensions. In May he will again expand it according to the necessity shown for doing so by the return of people to the works and poorhouses.

Moradabad.

4.—The state of the town population, at least the poor or distressed classes.

The towns are the worst of all. This scarcity is chiefly a price scarcity, and affects those who have to buy their food. It has consequently borne much more heavily in proportion on the Musalmáns (weavers, cloth printers, fishers) than on Hindus. Though only $\frac{1}{3}$ rd of the population of the district is Muhammadan, over $\frac{2}{3}$ ds of the poorhouse inmates were of that religion. Pure artizans live chiefly in the towns and larger villages, so the distress has been principally there.

Bijaor.

In round numbers some 2,800 persons, chiefly incapables and *parda nashíns*, have been receiving support from private organized charity in towns since February. The numbers have at present gone down, and owing to better prices the allowance has at present been reduced to half. It is for this class that Collector is most anxious. Present funds will suffice till middle or end of June, and Collector fears the pressure will increase in July and August. Some Rs. 9,000 or Rs. 10,000 will be needed to aid the town population, of which a portion may perhaps be raised in subscriptions, and we may perhaps receive further contributions from the Indian Famine Fund.

Owing to prices being easier, town populations are better off than they were. Working classes can get plenty of work. The poorhouse has at present only 107 inmates.

On the whole, there seems wonderfully little distress in towns. The Moradabad poorhouse contains only the halt, the lame, and the blind, and this is the case elsewhere. At Amroha there are no inmates, and very few beggars in Moradabad city and other towns.

Those of the better classes in towns who have suffered from high prices have received since January, and are still receiving, a dole from the Charitable Fund.

There is no great search for labour in the towns because—

- (1) when work on the Moradabad-Kanth road got more than three or four miles away from the city, hardly any of the city people would go to it, their place being taken by people from the villages near the work;
- (2) at Amroha much the same happened: the whole number nearly took holidays such as the *Id* and *Holi*;
- (3) the same at Sambhal.

5.—The arrangement for the expenditure of the Indian Famine Charitable Fund money, and particularly the sums assigned for object IV (plough cattle, seed grain, &c.).

Rupees 300 given for clothing was spent in clothing the naked in poorhouses.

Rupees 3,600 have been received for "food relief," and this has been added to the subscriptions raised in the district. There are committees of influential men in 17 towns or large villages who undertake the distribution. As far as possible, the subscriptions are utilized in the town where they are raised. When they run short, the district committee makes contributions from the general fund as regards object IV. Lists are being prepared of cultivators who have lost their plough cattle or have not seed. These lists will probably have to be cut down when we know what we are to get. The system Collector proposes in pruning these lists is that—

- first*, no cultivators should get more than enough for one pair of bullocks or seed for 10 *bighas* of land;
- second*, that cultivators in *bhaiachara* villages or under small landlords who are not able to help, should take the preference over those under well-to-do landlords;
- third*, that where there are pastures, only one allowance should be made if funds are short.

When lists are settled, and the money received, Collector proposes to make his assistants pay it out themselves at the *tahsils*.

Charitable fund money is being distributed in all the municipalities and Act XX towns through the agency of sub-committees composed of the members or *panch*.

In respect to object IV, Collector has had a meeting of the *tahsildars* and other members of the District Board. The apportionment to the different *tahsils* has been made, and the villages to receive relief have been decided on. The *tahsildars*, in conjunction with the Local Board and the zamindars of the neighbourhood, are now drawing up lists of names of persons requiring help, together with the amount required. *

Nothing is being done directly through *patwāris*, as these men would want a *quid pro quo* for recommendations they might make.

When the lists have been passed, the men of the same village will be called to the *tahsil* all on the same day, so as to prevent personation, and they will be paid by the *tahsildār*, who will take their receipt like in a *qabz-ul-wasūl*—all of one village on the same sheet.

Nearly all the expenditure so far has been on the dole to the better class poor in municipalities and Act XX towns.
Moradabad. There is enough to carry this dole on to July.

Rupees 200 received were expended for clothes in poorhouses.

As regards plough cattle, &c., Collector expects his lists in a few days. He proposes to devote about $\frac{1}{4}$ ths of the Rs. 33,000 allotted to purchase of cattle and $\frac{1}{4}$ th to seed grain. This is in accordance with the views of the native members of the Charitable Committee. They also advise Collector that 4 annas per village *bīgha* is a fair allowance for seed for the *kharif* harvest, and Collector will distribute on this scale. For cattle Rs. 20 per head is held to be a fair average price, and he thinks that at least Rs. 20,000 out of the Rs. 33,000 will be required for the *bhūr* tract of Hasanpur and Sambhal, where there have been several bad seasons; the *rabi* crops are bad, and in many cases there has been considerable loss of cattle during the last three or four years. As for distribution, the Charitable Committee wanted it to be done by money-order, but this is out of the question. The postmen would be robbed unless given a guard, and Collector proposes to distribute the money at three or four centres. Probably Sambhal and Amroha will be the best places for the people from the *bhūr*, and Moradabad for the rest of the district. Collector will have the distribution done or supervised by an officer not lower than a Deputy Collector. He will probably summon the people to receive their money by notices sent through the post. This will save the invasion of villages by *chaprāsīs*, &c.

Notes of a Conference held by His Honor the Lieutenant-Governor, North-Western Provinces, and Chief Commissioner of Oudh, at Lucknow, on 3rd May 1897.

PRESENT :

MR. R. G. HARDY	...	Commissioner, Lucknow Division.
„ A. M. W. SHAKESPEAR	...	Deputy Commissioner, Rae Bareilly.
„ P. GRAY	...	Ditto, Lucknow.
„ H. W. PIKE	...	Ditto, Sitapur.
„ H. M. R. HOPKINS	...	Ditto, Hardoi.
„ A. B. BRUCE	...	Ditto, Unao.
HON'BLE MR. C. W. ODLING	...	Secretary to Government, P. W. D.
COLONEL R. R. PULFORD, R.E.	...	Superintending Engineer.
CAPTAIN BREWIN, R.E.	...	
MR. G. R. McDOWELL	...	Divisional Engineer.
„ T. STOKER	...	Secretary to Government, Scarcity Department.

HIS HONOR explained that the object of the conference was to take a general view of the situation. The last stage in the development of the famine had now been reached, and the last and most arduous portion of the season remained before officers engaged in relief operations. His Honor was therefore anxious to assure himself that the arrangements were now complete, and to consult with officers in order to devise and introduce any further measure which might seem necessary in the present position.

For the Hardoi district Mr. Hopkins explained that the district establishment was at present sufficient, the only doubtful point being the

substitution of Mr. Mumford, a very young and inexperienced officer, in place of Mr. Wild. At present Mr. Mumford held charge of the Hardoi tahsil, moving about the villages and returning occasionally to headquarters. His Honor explained that Mr. Wild's was a temporary appointment, made in order to assist in bringing the village lists into a state of complete accuracy—a result which, he believed, had now been fairly accomplished. Mr. Mumford was a young officer, not yet acclimatized; it would be necessary to watch carefully lest he should break down under the strain, and His Honor would be prepared to consider means for reinforcing the staff if Mr. Mumford should be found unable to continue his present charge.

As regards relief works, Mr. Hopkins reported that full Famine Code works on a 12-*ser* scale of wages were in force everywhere and fully met all requirements. The numbers showed some tendency to increase, but any very large advance on the present numbers was not anticipated.

As regards village relief, there were now over 30,000 names upon the lists. The number was likely to rise, and might possibly reach as much as 40,000. It would probably be necessary to retain the greater part of these names till the end of the rains, unless there should sooner be any very decided fall in prices. Some village works were in hand, but no great extension of this sort of relief could be anticipated.

For Lucknow Mr. Gray reported that his establishment was sufficient. The intermediate system was working well generally, but in one point on the Malihabad-Hardoi road he anticipated that it might be necessary to revert to the old system on account of the reduced condition of the people, though the necessity had not yet arisen.

Some discussion ensued as to the possibility of modifying the intermediate system in order to make special provision for people in reduced or weak condition. His Honor explained that such had always been his intention: and he was surprised there should be any doubt upon the point in this circle.

Undoubtedly the rules should permit the establishment, in those special localities where such relief was necessary, of weakly gangs, for whom a reduced task could be fixed according to the circumstances of the case; the members of such gang to receive the full rate for executing the reduced task if fully accomplished. They should, further, have permission to execute work and earn wages to the extent of 25 per cent. in excess of the standard in order to provide for Sunday wage. Ordinarily, however, persons capable of executing the larger task were not to be brought upon the weakly gangs, unless to the extent of a few diggers to stiffen the gangs. This regulation should be extended to all districts where the intermediate system was in force.

Regarding village relief, Mr. Gray reported that, with the necessary modification in favour of weakly persons on works, no increase on the village lists need be expected; but some increase in the numbers in receipt of relief in Lucknow city was anticipated. It would possibly be necessary to increase to some extent the subvention for this purpose promised by Government. His Honor gave the Commissioner authority to do this up to one lakh for the whole period of distress, instead of the two-thirds of a lakh as settled with the Commissioner.

Regarding village works on partly recoverable advance system, the Deputy Commissioner reported that some reluctance was now manifested to begin these works. Twelve had been started. The number in the list was 77, and probably about 40 of these would eventually be put in hand. Mr. Gray further asked sanction to starting about 25 village works at State

expense in two points of the district where adequate provision could not be made for road work and zamíndárs could not be found to take advances for the work. His Honor agreed that these works might, as necessity arose, be opened at State cost, but preferred that wherever possible they should be executed through the agency of the village residents. Failing this, the works could be carried out in groups under Public Works Department supervision.

For Rae Bareli Mr. Shakespear reported that his establishment was sufficient for all purposes. The intermediate system was working satisfactorily. Cooked food was now distributed to children on the works. No great increase in number on works was anticipated; it might possibly rise as high as 20,000. He considered present arrangements sufficient to carry through the district till the rains. The village relief he expected to remain at about its present level. He anticipated that this form of relief would have to be continued till the *kharif*.

Regarding village works, 53 had already been started. He did not propose to open many more, as there would be difficulty now in completing the projects before the rains. He did not propose any village works at State expense.

Mr. Shakespear's attention was called to the high rate of mortality — about 60 per mille per annum—recently reported from his district, but he professed himself unable to explain it satisfactorily. It could not be due to any insufficiency of relief. He would make inquiries.

For Sitapur Mr. Pike reported the existing establishment to be sufficient for all purposes. The intermediate system was sufficient, and no considerable increase in numbers was anticipated. He expected some increase in the numbers on village relief. The projects for 30 village works had been prepared. Mr. Pike could not say if any had yet been opened. Two-fifths of the money had been advanced. The zamíndárs were not anxious to commence, and one had reported that he could not get labour. His Honor explained that he did not wish to press talúqdárs to open works or to spend money, a large part of which was State funds, unless real necessity existed. The Commissioner was desired to consider whether any works beyond those which had actually begun should now be prosecuted in Sitapur. There would be little time for completion before the rains: works actually in hand should be continued. No village works at State expense were proposed.

For Unao Mr. Bruce reported that his establishment was sufficient for all purposes. In other parts of the district intermediate works were, with the addition of cooked food for children, working satisfactorily. But on the Auras road he had obtained permission to revert to the old system owing to the reduced condition of the people in that tract: he had not yet made the change, as he wished to give the present system a fair trial.

Captain Brewin reported that a good many people on the work in question were reduced in condition; that people came to work, and after a trial, or even without a trial went away again, not being satisfied with the conditions of the intermediate system. It was considered whether the system of weakly gangs above described, with a standard task of 80 cubic feet or such other quantity as might be found suitable, should be tried. The opinions upon it were not decisive: and seeing that it is certain that the people in this tract which borders on Hardoi are in a reduced and precarious condition, the Lieutenant-Governor decided that the works here should be conducted on full Famine Code rules.

Mr. Bruce thought some increase on village relief should be expected, and would be necessary, probably up to 11,000, exclusive of Charitable Relief Fund.

Colonel Pulford reported that the European staff of the Public Works Department was, on the whole, keeping well and fit for work. There were numerous casualties among the native staff, who succumbed to the heat and strain of work; and he had numerous applications for leave, which the extra staff now at his hand enabled him to grant. His Honor expressed his wish that leave under such circumstances should be liberally given without deductions of pay. European officers, Colonel Pulford said, were either living in tents or in moveable huts, which were transferred as the works were shifted. Only one permanent house had been built; it was in the Hardoi district.

The medical staff was sufficient. The general health of the people on the works was abnormally good, and cases of sickness extremely few and simple.

With regard to the Indian Famine Charitable Relief Fund, all officers reported that their lists for distribution of money for object IV were either ready or approaching completion, and distribution of money could be commenced before the end of the month. His Honor desired that the distribution should commence between the 20th and 30th of this month. In Lucknow Mr. Gray considered that of his allotment two-fifths would be required for cattle and three-fifths for seed grain; Mr. Hopkins, three-fourths for cattle and one-fourth for seed grain; Mr. Shakespear, one-fifth for cattle and four-fifths for seed grain; Mr. Bruce, two-thirds for cattle and one-third for seed grain.

The conference ended with a review of the measures taken to prepare and control the plague should it appear. The arrangements made seemed to be sufficient, and much progress has been made in the sanitation of the towns. All officers are agreed that no indigenous cases of plague have yet occurred in the division.

Notes of a Conference held by His Honor the Lieutenant-Governor, North-Western-Provinces, and Chief Commissioner of Oudh, at Allahabad on 6th May 1897.

PRESENT :

MR. A. W. CRUICKSHANK	...	<i>Commissioner.</i>
„ J. B. FULLER, C.I.E.	...	<i>Collector, Allahabad.</i>
„ C. D. STEEL	...	<i>Collector, Jhānsi.</i>
„ A. W. TRETHERY	...	<i>Collector, Cawnpore.</i>
„ H. C. FERARD	...	<i>Collector, Banda.</i>
„ D. CALNAN	...	<i>Collector, Jalaun.</i>
MAULVI SAIYID HABIB-ULLA	...	<i>Collector, Fatehpur.</i>
MR. H. G. WARBURTON	...	<i>Collector, Hamirpur.</i>
THE HON'BLE MR. C. W. ODLING,		<i>Secretary to Government, Public Works Department.</i>
MR. C. G. PALMER	...	<i>Superintending Engineer.</i>
„ R. C. BATTIE	...	} <i>Divisional Engineers.</i>
„ A. R. SUTHERLAND	...	
SURGEON-COLONEL W. P. WARBURTON.		<i>Inspector-General of Civil Hospitals.</i>
THE HON'BLE MR. J. J. D. LA-TOUCHE, C.S.I.		<i>Member, Board of Revenue.</i>
MR. D. C. BAILLIE,	...	<i>Secretary to Board of Revenue.</i>
„ T. STOKER	...	<i>Secretary to Government, Scarcity Department.</i>

HIS HONOR explained briefly the purposes for which the Conference had been called. The work of famine administration had now reached its last stage, and the most arduous period remained before those concerned in the work, which might be expected to last till the opening of the rains brought relief. His Honor recognised the admirable services rendered by the officers of all departments in the Allahabad Division, services, he believed, which in most districts had for devotion, thoroughness, and success not been surpassed at any similar emergency in the history of famines in British India. He was now anxious to see that the arrangements were in complete and satisfactory order to meet this last and most trying period of the work.

ALLAHABAD.

For the Allahabad district Mr. Fuller reported that his establishment would be sufficient for all purposes. Though not at present indispensable, it might be desirable to have available the services of another Staff Corps officer as reserve. The last joined probationary Deputy Collector would be made available to take his share of the work; and it only remained to appoint another extra *kanungo* for two circles. This would be done in consultation with the Commissioner of the Division when the necessity arose. The numbers, he reported, had risen largely and now reached 274,000. In the Bara tahsil, taking round numbers, out of a population of 63,000, about 54,000 were in receipt of relief; in Karchana 67,000 out of a population of 134,000; in Meja 97,000 out of a population of 195,000. In Karchana particularly the children formed a large proportion of the total. These numbers were swollen by the presence of a large number of inhabitants from Rewah, who were still coming in large numbers upon the works. He estimated their number to be about 12,000 in Meja and 2,500 in Karchana and Bara. The reports which had reached him led him to believe that relief works were not maintained in efficient condition in Rewah territory, except during the occasional presence of the Political Officer. The great bulk of the relief workers, *i.e.*, 193,000, out of a total of 227,000, were in the tract south of the Jumna, and there was no doubt that the system of numerous scattered village works in that tract added to the number seeking relief. The circumstance was not to be regretted, as the tract generally was greatly impoverished and the relief required. Under present conditions the people had recovered condition, and their present situation was in every way satisfactory. No substantial increase was to be expected in this part, but in the country across the Ganges and in the Doab some increase must be anticipated, but it would be kept within reasonable limits by judicious adjustment of the task.

Regarding village relief, Mr. Fuller reported some difficulty in dealing with adult dependants who were held unfit for work. The discussion which ensued did not disclose apprehension of any practical difficulty in dealing with these people. Some moderate increase in village relief might at most be anticipated. The operations of the Charitable Fund had added to the relieved a number of better class people.

The poorhouse population was not increasing. Its numbers had now been very largely reduced by drafts to works and by transfer to the village lists, which had expanded accordingly.

The arrangements for the distribution of the Charitable Fund allotment for object IV were complete, and the distribution could be commenced at any time.

Mr. Palmer reported that the establishment generally for public works was sufficient, but the services of some more *naib tahsildars* would be desirable. In consultation with Mr. Trethewy, it was arrang-

ed that the necessary reinforcement could be obtained from the Cawnpore district, without reducing unduly the cadre it was found necessary to retain there to meet possible demands.

The officers present agreed that the arrangements generally were now adequate for the period on which they were entering, and there was no reason to apprehend any failure or complication.

It was anticipated by Mr. Fuller that on or just before the opening of the rains, the great bulk of the relief workers would break up and return to their homes, leaving only a small number for whom provision would be required for some little time. Mr. Palmer agreed in his opinion, and thought that suitable work could be provided in the shape of quarrying and *kankar* collection for the numbers, who would possibly remain, which were not estimated at more than 20,000 to 30,000.

BÁNDA.

For the Bándá district Mr. Ferard reported that numbers were rising and might be expected to reach as high as 275,000 before the end of this month. He considered that the number was not likely to exceed three lakhs.

The establishment was sufficient at present, and the staff in good health. Huts had been erected for the accommodation of the superior officers, and some were now being constructed and would be ready within a week. The subordinate staff had recently been increased, and was now adequate for all purposes.

The village relief might expand a little in the rains. It now included about 4 per cent. of the population, and no great addition to this was anticipated, nor any substantial expansion of the poorhouse population. Possibly in the rains the inmates of poorhouses and hospitals might increase. There were 41 smaller village works now in progress. They served to relieve the larger works, but not to the full extent of the numbers employed, possibly to the extent of one-half. Some of these works were on the partly recoverable advance system. Mr. Ferard preferred to keep the large gangs together as far as possible. As a rule, they were grouped in gangs of from 2,000 to 3,000 persons. In very few places were large congregations assembled, and Mr. Ferard did not apprehend any substantial danger from outbreak of disease.

The water supply in the neighbourhood of large works was adequate. In the south-east tract, adjoining Allahabad, there was some danger of the water failing, and measures had been taken to deepen the wells.

Mr. Battie reported that the arrangements on the public works were progressing satisfactorily. The only want felt was some assistance at headquarters of a trained accountant to control the accounts. The Hon'ble Mr. Odling reported that arrangements were being made to obtain the services of an Assistant Examiner at Jhánsi.

Mr. Ferard considered that the district arrangements were adequate and efficient, and did not anticipate any failure in the relief administration during the remaining period.

The arrangements for the distribution of the Charitable Fund allotment under object IV were well advanced, and would be ready for distribution by the 25th of May. His Honor expressed a wish that the money should be given out by the end of this month, as the time would otherwise be short within which the recipients could arrange for its expenditure before the ordinary date of the monsoon.

HAMIRPUR.

For Hamirpur Mr. Warburton reported that numbers on relief had risen rapidly owing to the termination of the *rabi* and the *makhuz* harvest, and fresh numbers had been brought on the relief afforded to the respectable poor by distribution of Charitable Fund grants. He anticipated a further rise, which might possibly bring the numbers to 150,000. The distress was most severe in the Hamirpur and Mandhaha tahsils.

The supericr staff was now sufficient and working effectively. The officers were in good health. The subordinate staff similarly was ample and efficient.

Village works were progressing, and would, in most cases, be completed before the rains. No substantial increase in the numbers on village relief was anticipated.

Generally the district arrangements were now sufficient and in good working order, and Mr. Warburton did not anticipate any difficulty which could not be met.

For expenditure of Charitable Fund grant under object IV, Mr. Warburton proposed to reserve Rs. 1,17,000 out of his assignment of two lakhs to provide seed in September. The balance (about Rs. 80,000) would now be expended on plough cattle and a few miscellaneous charges. His Honor, after consultation with the other officers present, expressed much doubt as to the necessity of retaining so large a sum for expenditure upon the *rabi* seed and postponing its distribution till September. He instructed the Commissioner to consider the question, and, if this large sum was not required for the purpose mentioned, to decide the other necessary purposes to which it could be devoted. His Honor further instructed the officers of the Public Works Department generally to consider in the case of all districts the necessity of so arranging the works in progress or to be commenced that, so far as possible, all projects might be brought to the stage of completion about the middle of the ensuing month, when the advent of the rains might ordinarily be expected.

JHANSI.

Mr. Steel reported that at present the worst parts of the district were in the Moth and Mahrona tahsils. Lalitpur, which threatened anxiety owing to the failure of the *kharij*, had been relieved by a good *rabi* harvest and the people were recovering condition.

The establishment, both superior and subordinate, was sufficient and in good working order. The recent arrangements for placing the relief work in Lalitpur under the control of Mr. Hoare and Mr. Goudge had been attended with good results. Any little addition which might be required to the subordinate staff would be arranged in consultation with the Commissioner.

The numbers had not risen so rapidly as at first anticipated. Mr. Steel thought they might possibly reach a maximum of one lakh.

Some anxiety had been felt concerning an outbreak of cholera on South Lalitpur works, where about 150 cases had occurred. The works employed about 3,000 men, scattered over 13 miles of road. All possible arrangements had been made. The epidemic had diminished now, and, it was hoped, would soon terminate. Otherwise Mr. Steel considered the prospects good, and the arrangements sufficient to meet any difficulty which could be anticipated.

Preparations had been completed for distribution of the Charitable Fund under object IV. His Honor desired that the distribution should begin on the 20th of this month.

JALAUZ.

Mr. Calnan reported that the numbers were rising and a further increase might be expected, reaching a possible maximum of 150,000. There were about 7,000 Gwalior subjects now on the works, making, with residents of other Native States and immigrants from other British districts, about 10,000 outsiders on the Jalaun works.

The condition of the people was generally good, with the exception of four works, where it was rather low.

There was no migration of labourers from the Cawnpore district.

The staff, both superior and inferior, was now adequate, having been recently reinforced. The works in progress would in nearly all cases be completed before the advent of the rains.

On village relief there might be some increase, but no considerable addition.

The poorhouse population remained steady. Mr. Calnan anticipated that on the arrival of the rains the entire numbers on relief would melt away, the disappearance commencing a few days before the rains broke. He did not anticipate any demand for relief works in August.

The allotment of the Charitable Fund under object IV was two lakhs, and it would be distributed by the end of this month.

There was a substantial demand in the district of *tagávt*, but many people had refused to take gratuitous relief, holding that it would degrade them to accept what they called *pun ka rupiya*. This objection would not extend to the acceptance of money for purchase of stock.

FATEHPUR.

Maulvi Saiyid Habib-ulla reported that the relief administration was now under the control of Messrs. Ashworth and Cuming, and was proceeding satisfactorily. Works were under the intermediate system. The numbers were not expected to rise to any considerable extent. He considered the staff sufficient.

Mr. Cruickshank explained that he felt some anxiety concerning the health of Mr. Ashworth and Mr. Cuming, both of whom were exposed to work which might prove in excess of their strength. His Honor approved of the arrangement suggested that if either officer required rest, he might receive ten days' leave, and his place be temporarily taken by Mr. Emile, Deputy Collector, while the question of providing some reserve for the district staff would be separately considered by His Honor.*

Maulvi Saiyid Habib-ulla reported that the number on village relief was likely to fall, as some of the recipients had lately recovered themselves by the proceeds of their *mahua* harvest, and lists were now being revised by Messrs. Cuming and Ashworth. His Honor instructed the Commissioner to exercise caution in permitting any reduction of the present village lists, and expressed his anxiety concerning the condition of the Fatehpur district. The mortality in this district was significant. It had now headed the list for three successive months. Maulvi Saiyid Habib-ulla was unable to offer any satisfactory explanation of the circumstance. Some enquiry had shown the mortality to be greatest in the police circle least acutely distressed. His Honor desired that the Commissioner should take steps to have it investigated, and the tracts of greatest mortality localized and the causes ascertained. The Inspector-General of Civil Hospitals will take up the matter and have it carefully enquired into.

* N.B.—This has now been satisfactorily arranged for by the deputation of two probationary Assistant District Superintendents of Police on temporary famine duty in Fatehpur.

Manlvi Saiyid Habib-ulla reported that the district allotment of the Charitable Fund under object IV was one lakh, and that the lists were being completed and would shortly be ready. He proposed to spend Rs. 84,000 for the purchase of plough cattle and Rs. 16,000 upon seed grain.

There were three village works now open, and applications have been received for 21 more, and funds were required for the purpose. His Honor pointed out that funds could be supplied upon application, but the time was now running short when the works could be commenced with any prospect of their completion before the rains set in.

CAWNPORE.

Mr. Trethewy reported that the numbers on relief works had very largely diminished owing to the *rabi* crop. No large increase was now expected. He did not anticipate that the numbers would rise above 10,000 or 12,000. But His Honor thought that this was problematical.

The staff was sufficient and effective for all purposes. Possibly an extra *naib* might be required to assist in the distribution of the Charitable Fund allotment. This the Collector was desired by His Honor to arrange in consultation with the Commissioner.

The numbers on village relief had fallen very largely, but the present numbers were not insufficient. A very great change had occurred throughout the district since the *rabi* harvest matured. There were no longer congregations of beggars either in the city or in the villages. The poorhouse population had also fallen, and the strain generally on the district had relaxed. Mr. Trethewy did not anticipate that any misadventure or complication was likely to ensue till the rains set in. The village relief system was supervised by the *tahsildars*, *naib tahsildars*, and again by the pargana officers, who were the European Assistants and Deputy Collectors. Messrs. Simpson, Daniel, and Ferguson were employed on this duty in the interior, while Mr. Fauthorpe was in charge of the city relief.

Mr. Palmer and Mr. Sutherland explained that there were special difficulties in Cawnpore in arranging for the completion of works in progress, owing to the very large and sudden fall in numbers employed in March, and to the circumstance that labourers did not return to the works on the completion of the harvest in anything like the numbers expected, and for which arrangements had necessarily been made. His Honor desired that the necessity of arranging for completion of current projects should be borne in mind in disposing of the labour now available.

His Honor discussed the condition of public health and the sufficiency of the medical staff arrangements with the Inspector-General of Civil Hospitals.

Finally, His Honor discussed the question of revenue suspensions both for the past *khariif* and the present *rabi* instalments with the Hon'ble Mr. LaTouche and Mr. Baillie, and examined the statements laid before him by those officers. After consultation with the Collectors present, His Honor finally decided that the recommendations, which involved the suspension of Rs. 26,19,191 out of the *rabi* instalments in the Allahabad Division, should be accepted and distributed among districts in the manner proposed in the Board's statement. Mr. Fuller expressed some doubt whether his original proposal would prove adequate, but accepted His Honor's suggestion that the difficulty, if any, could be met by a credit against the *rabi* collections of sums collected against the *khariif* demands out of the *rabi* assets. Regarding the provinces generally, His Honor briefly decided that the principle to be followed was to isolate the suspensions he had promised for the *khariif* demands, plus the sum of about 17 lakhs outstanding

from the *rabi* and earlier demands of 1896 and 5½ lakhs of revenue enhancements in Oudh, which His Honor had decided to postpone. These demands so postponed could be carried on till the *kharif* of 1897, and the question of remissions in the meantime more fully considered after the necessary enquiries had been completed. His Honor was not at the present stage prepared to pronounce on the subject of final remissions. The matter would receive consideration when laid before His Honor by the Board of Revenue at Naini Tal.

Notes of a Conference held by His Honor the Lieutenant-Governor, North-Western Provinces and Chief Commissioner of Oudh, at Allahabad on 7th May 1897.

PRESENT :

MR. D. T. ROBERTS	Commissioner, Benares.
„ H. W. W. REYNOLDS		...	Collector, Jaunpur.
„ J. A. BROUN	Collector, Mirzapur.
„ T. STOKER	Secretary to Government.

MR. ROBERTS, describing generally the position of his division, reported that the *rabi* in portions of Mirzapur had not turned out as good as expected. In Ballia, one pargana, Bhadaon, bordering on Azamgarh, gave some anxiety. No village relief was likely to be required. The Collector was watching the tract, and was ready with test and relief works if the necessity developed. The rest of the Ballia district was prosperous. In Gházipur Mr. Hamblin felt some apprehension concerning the portion of the district south of the Ganges where the *rabi* had been short. No special measures were yet required, and the Collector was prepared with test works. He had already opened some, but no one had applied for employment. The poorhouse at Gházipur contained very few inmates.

The district staff was full and adequate.

BENARES.

In the Benares district poorhouses were falling off, and were chiefly supplied by wanderers. With the assistance of charitable relief, the funds were now ample.

Test works had been opened, but there was no demand for labour.

The Collector was not quite free from anxiety concerning pargana Chaudauli, south of the Ganges, where some revenue suspension had been necessary. He was watching the tract.

Concerning the revenue suspensions for the division, Mr. Roberts reported that Rs. 1,73,490 had been definitely suspended, and that a further postponement, amounting to Rs. 2,67,230, had also been converted into suspension. This was for the *kharif* demand. For the *rabi* he estimated a suspension of Rs. 2,60,490. His Honor intimated that Mr. Roberts' proposal in regard to the *rabi* had been accepted in consultation with the Board. But His Honor added that the *kharif* suspensions were less than had been sanctioned, and an adjustment of the April collection was accordingly to be made.

Concerning the Charitable Relief Fund, Mr. Roberts thought a small sum, not exceeding Rs. 20,000, could, if available, be usefully spent in the Benares district, for which no allotment had been made.

JAUNPUR.

Mr. Reynolds reported that the state of the district was, if anything, a little better than he had expected. The numbers were slowly rising, being on the 1st May 26,095, and were not expected to pass 35,000. There were now 18,000 persons on works, which were not expected to rise above 30,000.

The intermediate system, with the addition of kitchens for children on those works where the necessity had arisen, was working well and suited all requirements. Mr. Reynolds expected that on the commencement of the rains the workers would all disappear. Owing to the physical characteristics of the district, it would be impossible to keep public works of a suitable character open after the rains set in; even digging *kankar* would not be practicable. Weakly people might be brought upon the village lists. The number on this relief was about 11,000, and might possibly rise during the rains to 15,000. He anticipated that final cessation of relief would not become possible till the *khartf*, particularly maize, was ready and caused a fall to normal prices.

The works now in progress were all tanks, a few on the partly recoverable advance system, but the great bulk carried out through the Public Works Department by their own staff. The zamíndárs were too poor and too insignificant to render any assistance. The district staff was sufficient and working effectively.

No officer of the staff resided at Shahganj. His Honor directed that Mr. Forde should arrange to take up his residence at Shahganj, and control or supervise all famine work in that tract until the rains.

Mr. Reynolds reported that *kanúngos* and *naibs* were sufficient in number, and that the tank projects now in hand would be completed by the advent of the rains. The poorhouses were maintained.

Arrangements for the distribution of the Charitable Fund allotment under object IV were now complete, and distribution of the money which had been received would commence on the 17th May.

MIRZAPUR.

Mr. Broun reported that the district had been divided into sections, each under a special officer—Mr. Tiernan, Deputy Collector, at Lalganj, Captain Giles moving between Mirzapur and Robertsganj, Mr. Holme, Assistant Collector, at Robertsganj, with Munshi Nizam-ud-din in the Sonpar tract; the Collector and Mr. Morris controlled the Gangetic valley, and Saiyid Ali Naki was at Chunar.

The total numbers on relief on 1st May were 43,500. Mr. Broun anticipated an increase which might run so high as 75,000. He thought that the workers would disappear as soon as the rains set in.

Village relief varied from 12,000 to 15,000, and would probably not rise above the latter figure.

The condition of the people generally was now good, of those in the poorhouses particularly good.

Difficulty was experienced in getting rid of poorhouse inmates who were fit for work; when drafted to relief works, they used to return or enter another poorhouse. Arrangements had now been made to require light labour, such as rope, mat, and basket making in poorhouses.

His Honor expressed his approval of this arrangement, and said that everywhere it would be well to turn poorhouses into workhouses where this had not been already done.

Mr. Broun reported that his staff was sufficient, effective, and its members in good health. He had investigated the report of migration from South Mirzapur to Bengal, but had been unable to obtain any verification of it.

Relief works were in progress in South Mirzapur near the Bengal border, and it was certain that no movement capable of being ascertained or defined had taken place into Bengal. On the contrary, Mr. Wyndham had discovered about 500 labourers from Chainpur in the Shahabad district upon the Mahārāja's relief works in Chakia. The works now in progress were roads and tanks, almost all under the Public Works Department control. Very few were under the partly recoverable advance system. The principal zamíndárs of the district were nearly all impoverished. There were still about 1,500 inmates in the three poorhouses at Mirzapur city. Drafts were constantly made to works as the paupers became fit for labour.

The *rabi* crop in Upraudh had proved very bad, the estimated outturn being 2 or 3 annas. Below the hills the *rabi* was good, particularly in Chunar, but was defective in *tappa* Chhianave, where the land had not been, as usual, fertilized by the Ganges overflow. Robertsganj had a small area, but good outturn. The higher scale of prices in Mirzapur and Chunar compared with Robertsganj was attributed to the operations of a ring of dealers in Mirzapur. The water-supply in the uplands showed, in places, a tendency to run short, and special arrangements were made to supply water on works, and wells were being deepened. Rivers were running low, but no anxiety was entertained concerning a failure of water-supply, as the chief works were located within reach of adequate supply.

For the distribution of Charitable Fund allotment for object IV the arrangements were complete, and distribution could begin when the money was received from the committee. The larger portion of the allotment would be devoted to seed grain.

FAMILY DOMAINS.

Concerning the Family Domains of the Mahārāja of Benares, Mr. Roberts reported that he thought the total cost would be kept within Rs. 1,50,000, not including *taqávi*, which would be recoverable.

There were at first signs that the relief work system was abused by the recourse to them of persons not requiring relief. Measures had been taken to check this by change to the intermediate system and by the introduction of a distance test. The numbers had now fallen to 9,000, and would probably reach 8,000 out of a total population of 71,000.

Measures had also been taken to keep village relief within proper limits.

The Mahārāja of Benares had expressed a wish that the returns for the Domains might appear in the Gazette separately, not incorporated in those for the district. His Honor desired that instructions might be issued to do this.

All officers reported that the stocks of grain, as supplemented by imports, were sufficient, and no deficiency or difficulty was anticipated.

BAREILLY DISTRICT.

Notes of a Conference held by His Honor the Lieutenant-Governor, North-Western Provinces, and Chief Commissioner of Oudh at Bareilly on the 12th July 1897.

PRESENT :

MR. T. R. WYER	...	Commissioner, Rohilkhand Division.
„ F. L. PETRE	...	Collector of Moradabad.
„ H. FRASER	...	„ Bijnor.
„ R. H. BRERETON	...	„ Bareilly.
„ W. TUDBALL	...	„ Pilibhit.
„ E. J. MARDON	...	„ Budaun.
„ C. E. WILD	...	„ Sháhjahánpur.
„ G. R. BIRD	...	Executive Engineer.
„ R. D. M. LANG	...	District Engineer.

SURGEON-MAJOR S. J. THOMSON, *Sanitary Commissioner.*

MR. T. STOKER ... *Secretary to Government.*

It was stated by the various District Officers that the rainfall in each district was still deficient, though nowhere an entire failure.

The Collector of Sháhjahánpur stated that much of the *kharif* area had not yet been sown, particularly of rice. There has therefore been no great loss of seed. The people were still hopeful. Relief works had been opened on the previous Friday, but nobody had come to them. Good rain would now terminate all necessity for relief works. The only works now open are works being executed by zamíndárs on partly recoverable advances. Poorhouses would be necessary till the *kharif* grains came on the market. The present inmates mostly belonged to the district: a batch had recently come from Kheri. If the rain failed, considerable works would be necessary. A scheme was ready, providing work for 163,000 labourers, representing 18 per cent. of the population, for three months. Village relief could not be much reduced, even if the *kharif* were successful, before the latter part of September. Besides about 2,000 persons supported in cities from the Charitable Fund, there were now about 1,600 on village relief.

The condition of the other districts in the division was then stated by the District Officers, and in answer to His Honor's inquiry the Collectors agreed that, provided the remainder of the season were successful and the rains suitable, it would be possible to close all relief operations by the end of September, giving a week's or fortnight's dole to all persons on gratuitous relief and closing the lists and poorhouses.

Mr. Mardon represented the case of certain lepers who were coming to the poorhouse at Budaun, as the funds for a leper asylum had been exhausted. He was recommended to make an application to the Charitable Fund for assistance.

The Sanitary Commissioner expressed his opinion that there was nothing at present in the condition of the people to prevent relief being closed, as suggested, if no further difficulties or failure of rain occurred.

His Honor decided that when the early *kharif* became established, some-time between the 15th September and 1st October, all relief works which might then be open could be finally wound up, and all persons receiving gratuitous or poorhouse relief should be paid off by giving them

a week's or a fortnight's dole. This was on the understanding that there was no further failure in the rains. If such should be the case, it would be necessary to meet and determine later on concerning the measures to be taken.

His Honor then enquired concerning the necessity for revenue suspensions and remissions. Mr. Brereton stated that the total sum suspended in Bareilly was Rs. 2,41,317, including the outstanding arrears of previous years. Of this sum, it might be necessary to remit finally about Rs. 16,713. In Sháhjahánpur the total balance was Rs. 4,14,000, including outstanding arrears of previous years, of which Rs. 1,87,000 for *kharif* and Rs. 91,000 for current *rabi kist* was authorized suspension, the balance being uncollected arrears. In Moradabad Rs. 15,000 were still due on account of 1303 *fasli*, Rs. 2,00,604 on account of last *kharif*, and Rs. 6,702 on account of the current *rabi*: total, Rs. 2,22,306. Of this sum Mr. Petre estimated that Rs. 42,445 would eventually be remitted. The landlords in Moradabad, Mr. Petre said, had generally passed on former suspensions to their tenants, but not the uncollected balances.

In Bijnor, Mr. Fraser stated the outstandings of 1303 *fasli* to be Rs. 5,866, the uncollected arrears of the last *kharif* Rs. 25,420, and the authorized suspensions Rs. 1,27,520. If the rains proved good, Mr. Fraser would not propose any remissions, except perhaps on one Court of Wards estate and for some very small *pattidars*. He would propose to spread the balances over a long term.

For Pilibhít Mr. Tudball stated that the outstandings of 1303 *fasli* were Rs. 5,609, the *rabi* suspensions of 1303 *fasli* Rs. 33,481, and the *kharif* suspensions and uncollected balances Rs. 1,42,040. He had received permission to formally suspend up to 1½ lakhs, and of this, Rs. 1,34,215 had been suspended. He would propose remission of Rs. 5,600 and Rs. 24,007 from the outstandings of 1303 *fasli*, and Rs. 14,398 of the late *kharif*.

There had been rain the previous night in Pilibhít, sufficient for sowings, and so far crops were safe. There were still three relief works open with about 1,600 labourers, but no tenants. They could now be closed very soon, and would probably be deserted immediately.

Mr. Bird stated that the rate for earthwork in Pilibhít had been Rs. 2-8-1 per thousand cubic feet, and the average earnings 13-3 pies per head. No cooked food was given to children, but a little milk to about 25 children, who were in specially bad condition.

The numbers had risen within the last few days.

In Bareilly the earthwork rate was Rs. 2-0-9 per thousand cubic feet, and the earnings 12-8 pies per head.

Mr. Tudball reported that all the poorhouses had been concentrated in one.

Budaun.—Mr. Mardon reported that no suspensions had been made for the current *rabi*, and no remission was required. No relief works were open, and only one poorhouse. The district had had rain, and so far the crops were safe. The revenue outstandings were Rs. 1,38,963, including old arrears.

In reply to His Honor it was stated that the number of orphans in Bareilly was six or seven, in Moradabad 17 or 18, in Bijnor 14, in Pilibhít 25, and in Budaun two. It was probable that many of these would be claimed, but in Pilibhít some parents had refused to take back their deserted children.

The Collector of Pilibhit was of opinion that a reduction of establishment might commence at once, staff of only one charge being kept up. The Collector of Sháhjahánpur expressed a wish to keep for a short time longer sufficient staff for two charges. The Collector of Bareilly has staff at present for four charges, but thought one would be sufficient if the rains continued to fall. The Collector of Moradabad has two charges, and proposed to raise the task, and close one of them, keeping the Sambhal one open a little longer. The Collector of Bijnor had one charge open, and would maintain it for a short time till weeding began: all the labourers on it live in the immediate neighbourhood of the works.

It was reported by officers present that prices were keeping steady, a slight rise being noticed in Pilibhit and a slight fall in Bareilly. Gram was being imported, and wheat exported.

Mr. Bird stated that he had no special superior staff, but some temporary subordinate establishment, which could now be reduced if the rains continued.

Notes of a Conference held by His Honor the Lieutenant-Governor, North-Western Provinces, and Chief Commissioner of Oudh, at Hardoi on the 13th July 1897.

PRESENT:

MR. MOULE, C.S.I.	... Commissioner.
„ HOPKINS	... Deputy Commissioner.
„ WHITTLE	... Joint Magistrate.
„ EDWARDS	... Ditto.
„ MUMFORD	... Assistant Magistrate.
COL. PULFORD, C.I.E.	... Superintending Engineer.
MR. MCDOWELL	... Divisional Engineer.
BABU JUGAL KISHORE	... District Surveyor.
MAJOR POLLOCK.	
LT. O'MEARA	... On Special Famine Duty.
„ PEARSON, R.E.	... Ditto.
MR. CONNOR, A.D.S.P.	... Ditto.
„ McMINN, A.D.S.P.	... Ditto.
SURG.-LIEUT. BROWN	... Ditto.
SURGEON-MAJOR VAID	... Civil Surgeon.
„ „ THOMSON	... Sanitary Commissioner.
MR. STOKER	... Secretary to Government.

THE District Officers reported that the rainfall up to the previous day, though not a failure, had been deficient.

From about one-fourth to half the usual *khurif* area had been ploughed: most of that ploughed had been sown, and it was anticipated that there would not be any considerable failure of the seed already sown.

Mr. Whittle stated that there was some anxiety among the people about the condition of the sown crops, but the rain of to-day would relieve it.

The Deputy Commissioner explained that for supervision of Public Works the district was divided between Major Pollock and Lieutenant Pearson, R.A., one taking each side of the railway.

Major Pollock reported that the numbers on relief works had recently risen by about 2,000, and there were now about 15,500 in each of his two centres. The people who were coming back to the works were people who had left them when the charges had moved to a distance from their residence.

In the Siromnagar centre, near Sháhabad, the people were looking in bad condition; elsewhere they were better.

Lieutenant Pearson similarly reported concerning his charge. The people in the direction of Sándíla appeared to be getting worse in condition; those towards Piháni to be improving.

Mr. Whittle, in charge of village relief, reported that his experience and observations were to the same effect. The numbers on relief had been increasing till the late rain; since then they had been stationary.

Dr. Vaid, Civil Surgeon, stated that the mortuary statistics were improving, health of the people being better upon the relief works than in the villages. Small-pox had abated, and in June the death-rate had fallen to 2.51 per 1,000, which was a considerable improvement on the previous returns. The registration was neither better nor worse than usual.

Colonel Pulford stated that the number of workers was now about 68,000, divided between five centres. The numbers present were stationary, and the recent rain would no doubt effect a reduction. The five centres each comprised four or five charges: they were situated—

- (1) at Siromnagar near Sháhabad;
- (2) at Madhoganj near Bilgrám;
- (3) at Mehndighát;
- (4) at Piháni;

(5) In the neighbourhood of Utrauli, was kept on the move owing to the existence of cholera. Each centre controlled about 10 square miles, with the headquarters in the middle, and each charge could be easily visited from the centre. When the rains were established the work people could be kept half on kankar quarries and half on roads, gangs being maintained to keep up and prepare the roads already constructed. The present works would, in some cases, become impossible, and in all cases difficult when the rains become heavy. Colonel Pulford anticipated that even on the introduction of the intermediate system the numbers upon relief works would remain as high as 20,000 up to the end of the present month. It was not expected that there would be any addition to the present numbers since rains now appear to have set in.

Several of the officers present expressed an opinion that the people had become accustomed to the system of State relief, and would remain permanently upon it as long as it lasted, and would prefer remaining upon relief works to returning to their villages or seeking employment in field work.

The Lieutenant-Governor pointed out that measures must be taken to get rid of the people now on relief at the earliest possible moment it would be safe to do so. Government could not undertake to maintain them indefinitely, and the sooner the present relief was brought to a close the better. It should be an instruction to all relief officers to endeavour to get the people returned to their homes. As soon as it was apparent that the rains were sufficiently established, all existing works should be converted to the intermediate system, and wages fixed on the 12-*seer* scale, unless prices fell and made the 14-*seer* scale possible. This should be done as soon as possible without waiting for issue of fresh orders. The works should be concentrated in as few centres as possible, so as to prevent

people from merely coming on the relief works because they happened to be in the neighbourhood of their homes. Arrangements could be made to hut the people who remained upon the selected works. This was on the supposition that the rains would now continue to be favourable. Should this be the case, the numbers upon works might be expected to diminish automatically, and it should be possible to gradually reduce, and finally close, them by the middle of September at farthest. At the same time steps should be taken to reduce the poorhouse population by drafting people who had a fixed residence back to their homes and placing them on the village lists, retaining only the sick who were unable to travel. Similarly preliminary steps should be taken from the latter part of August to diminish, so far as possible, the numbers remaining upon village relief, as soon as field labour became available and the early *khariif* grains began to ripen and prices to fall. It should then be possible by the beginning of October to close all poorhouses and village lists, and pay off the people then remaining in receipt of gratuitous relief, giving them a week's or a fortnight's dole, and informing them that at the end of that period they should provide for themselves.

The officers present agreed that these measures could be taken, provided the remainder of the season proved favourable.

In reply to His Honor, the Deputy Commissioner stated that he did not propose to make any application for special *taqávi*. There had already been so much *taqávi* and charitable funds distributed in the district that the people ran some risk of becoming demoralized and being led to look upon Government support as a right which they might permanently expect.

The numbers on village relief now exceeded 43,000, and were at present stationary. The lists were complete, and no very considerable addition might be expected, provided there were no further failure of crops.

ALLAHABAD DISTRICT.

Notes of a conference held at Allahabad on the 15th July 1897.

PRESENT:

HIS HONOR THE LIEUTENANT-GOVERNOR, N.-W. PROVINCES, AND
CHIEF COMMISSIONER OF OUDH.

MR. CRUICKSHANK	...	<i>Commissioner.</i>
" STEEL	...	<i>Collector of Jhansi.</i>
" BOWER	...	<i>Collector of Allahabad.</i>
" TRETHERY	...	<i>Collector of Cawnpore.</i>
" FERARD	...	<i>Collector of Banda.</i>
" CALNAN	...	<i>Collector of Jaloun.</i>
" WARBURTON	...	<i>Collector of Hamirpur.</i>
" HOARE	...	<i>Settlement Officer, Lalitpur.</i>
MAULVI SAIYID HABIB-ULLAH,		<i>Collector of Fatehpur.</i>
PANDIT JWALA PARSHAD	...	<i>Sub-divisional Officer, Karwi.</i>
MR. MUHAMMAD ALI	...	<i>Sub-divisional Officer, Mahoba.</i>
" PALMER	...	<i>Superintending Engineer.</i>
" MACLEOD	...	<i>Executive Engineer, Irrigation Branch.</i>
" SUTHERLAND	...	} <i>Divisional Engineers.</i>
" BATTIE	...	
SURGEON-MAJOR THOMSON	...	<i>Sanitary Commissioner.</i>
MR. STOKER	...	<i>Secretary to Government.</i>

AFTER considering generally the rainfall throughout the division, His Honor enquired into the circumstances of the various districts, commencing with Allahabad.

Mr. Bower stated that the rains commenced on the 19th June. On two occasions there were falls of slightly over 2 inches and 3 inches up to the 13th, when 2.19 inches fell. Presuming that last night's rain had been general throughout the district, there was now sufficient to go on with for another 10 days, and to sow all crops including rice. The condition was so far satisfactory, except that the season was later than usual. Sowings would now go on in the ordinary way. Up to the present Mr. Bower estimated that not above a quarter of the full area had been sown, except perhaps in the south, where the rain had been somewhat more favourable. If the rains now continued suitable, he expected a large area of *khartif*, though not perhaps quite up to normal. Mr. Cruickshank and Mr. Palmer, on the other hand, considered that the area would be much above normal. The zamíndárs were all very anxious to sow as much as possible. The coarser and quick-growing grains were being largely sown. The loss in seed had not been serious, as little rice had been put out. The seedling rice for transplantation was still safe in the seed-beds. Mr. Bower anticipated that the early *khartif* might be expected to be ready by the middle of September. Prices had fallen a shade: rice by 10 or 11 chhataks and juár by one seer.

The withdrawal of a large number of persons from relief works had not so far been accompanied by any apparent increase of distress. Inspections were continuously maintained. The recent rain would give still further relief by increasing the demand for agricultural labour. Some increase in the numbers of village relief might be expected till September. Mr. Bower did not anticipate that the numbers on the village lists and in poorhouses would exceed 50,000 as a maximum. Including the numbers relieved from the Charitable Fund, 70,000 would be an extreme limit. Mr. Cruickshank considered such limit would err, if at all, on the side of excess. Mr. Bower anticipated that people would not remain upon works after the beginning of September, and relief of all forms might be wound up, commencing the reduction from the 15th September.

Mr. Sutherland reported that village circuit system of works had been abandoned, and the intermediate system introduced; the labourers being concentrated at selected centres.

There were now 16 charges open:—

- (1) North of the Ganges, two charges, 6,000 labourers.
- (2) In the Doába, four charges, about 11,000 labourers,
- (3) Bara and Karchhana, four charges, about 7,500 labourers.
- (4) Meja, six charges, about 14,000 labourers.

The numbers upon relief works had slightly increased during the drought but a falling off might be expected consequent on the present rainfall. Mr. Palmer was of opinion that a substantial decrease might be expected, and that field work would be available. He instanced a case of persons receiving full task wages at the 10 seer scale, who had left relief works to return to their villages when the rains commenced, stating that work would now be available there. He had no doubt sufficient employment would open up, and the condition of the children only was such as to give him anxiety. The works at present open consisted partly of earthwork and partly of stone quarrying and breaking. The earthwork would now close automatically if the rain were general. It would be advisable to maintain gangs to keep in repair the roads recently constructed. If such work were practicable while the demand for famine labour continued, it could suitably be done as famine relief: otherwise it would be necessary to employ ordinary

contract labour. Mr. Palmer was unable at present to give an estimate of the cost of such work. He was requested to take the matter into consideration and prepare such general estimate as might be practicable to put the newly-constructed roads in order at the conclusion of rains, including, if necessary, the cost of constructing culverts.

With reference to the tasks recently sanctioned for stone-breaking work on the intermediate system, Mr. Palmer represented that the rate fixed was too high as an all round average. It was found that in certain localities owing to the hardness of stone the task prescribed could not be accomplished. In this view he was corroborated by Mr. Battie. Mr. Palmer was requested to have experiments made and a scale of tasks drawn out for each quarry or locality according to the quality of the stone.

With regard to establishments, Mr. Sutherland reported that by the end of the present month considerable reductions could be effected, bringing down the staff to the amount required for works which then remained open, with a small extra staff to meet emergencies and casualties. Mr. Bower reported that he did not think it possible, at present, to make any reduction in the number of population of poorhouses. There had been on the contrary some question of opening additional branches south of the Jumna.

The number of orphans at present at headquarters was 245, besides those in the district poorhouses. Enquiries had now been set on foot to trace the relatives and friends of the orphans. In many cases the children were so young that they were unable to afford any clue or information.

BANDA.

Mr. Ferard reported that there had been a heavy fall of rain on Monday, the 12th, and he now expected a decrease in the numbers of relief works, and has taken measures to introduce the intermediate system with the 12-seer scale of wages, which would cause a much large reduction. Mr. Battie was of opinion that if the rains remained favourable, all the labourers would leave; but Mr. Ferard and Mr. Palmer considered that for the present it must be anticipated that from 20,000 to 30,000 would remain upon the works. For their accommodation nine charges had been arranged, six being stone quarry and three earthworks, such as roads and embankments. There were sufficient projects available to meet any possible demand.

The condition of the people was fair. It might be expected that there would be some pinch till the first *kharij* harvest was ready. The zamindars, being impoverished, were unable to afford the usual field employment for agricultural labour. They would require *takavi* which was now being distributed. The villages would be carefully watched and village relief expanded as occasion might require. It was difficult to anticipate the possible extent, but he considered from 50,000 to 70,000 a possible maximum.

Pandit Jwala Parshad stated that the Kols in his sub-division had been employed upon relief works, and supported by village relief. They have little cultivation of their own, but work as field labourers. They returned to their occupation when field work reopened. He anticipated that they would all be off our hands by October. Manikpur being a central town was frequented by persons, chiefly children, who

went to beg at the Railway station, or pick up grain in the bázár. Those persons were all upon the relief lists, and would return to their villages for the weekly distribution, and then resume begging at Manikpur. The condition of the children in many cases was bad, owing to neglect on the part of their parents. Messrs. Cruickshank and Ferard represented that the condition of the children called for some immediate measures, and suggested that instead of giving the cash dole for children, relief should be distributed to them in the shape of cooked food. His Honor consented to this arrangement, and further empowered the Commissioner and Collector, in cases where the necessity was demonstrated, to extend the distribution of cooked food as a dole, or as wages upon relief works, to children of the first class, between 7 and 12 years of age.

Mr. Ferard was of opinion that a much larger area than usual of *kharif* would be sown, and that it would be possible, provided that no vicissitudes occurred, to close works by September, and commence winding up gratuitous relief in that month, paying off the existing recipients by a fortnight's dole at the end of September.

HAMÍRPUR.

Mr. Warburton stated that the works in hand when the rains commenced were all tanks, and works had necessarily closed and numbers run down. There had been sufficient rain now to go on with, except in the Maudaha and Hamírpur tahsils, where the fall was light. He anticipated as large a *kharif* area as last year, or even larger. As yet sowings were not generally above one-fourth of the area. The Code system was still in force in Maudaha and Hamírpur tahsils, and the intermediate system in Mahoba and Kulpahar. In making the first dispositions Mr. Warburton had not fully understood the real character of the intermediate system or the principles which differentiated it from the Code system. With a fuller understanding of the intermediate system he was prepared to extend it all over the district on the 12-seer basis. He proposed to keep open five works in Hamírpur and Maudaha tahsils, all on roads, and one road-work in Kulpahar. Children were paid in cooked food. Some increase in the numbers in village relief might be expected to the end of August, the possible maximum reaching 20,000 or 25,000 for poorhouses and village relief combined, or Rs. 30,000 including those relieved from the Charitable Fund. He considered the dates for closing relief works and other operations might be fixed as suggested for Allahabad and Banda.

JALAUN.

Mr. Calnan reported that the rainfall had been very scanty; 15 cents had fallen on the 11th in Orai and Jalaun, but was not general. There had been no rain of any importance since the 21st June last. Recent reports show that heavy rain fell on the 14th, which has relieved anxiety. A large area had been ploughed, and would be sown as soon as favourable rain fell. A fortnight after that there would be a large demand for field labour. The numbers upon works which had fallen to zero on the first rains had gone up considerably, and would rise still further if rain held off. The persons who had come back were of the labouring classes, not tenants or zamíndáras. With good rain they would return to the fields. Understanding the intermediate system as now explained, he was prepared to introduce it all over the district. He expected a large increase in village relief and poorhouse population, perhaps even double the present number. He would like to substitute cooked food for cash doles to children in the towns of Kotra and Sayidnagar. This measure was approved by His Honor.

Mr. Calnan further represented that there was some practical difficulty under existing rules in distributing subsistence *taqávi*, as the Board's rules required landed security, and this the zamíndárs would not consent to give. His Honor said that he was prepared to accept the joint security of the tenants of a village for a repayment of such *taqávi*, and directed that Rs. 1,00,000 should be placed at the disposal of the Commissioner of the division for distribution in his division, and that he should be granted discretion to waive the condition of landed security, substituting instead the joint security of the tenants of a village for advances made to members of their own body.

With regard to the ultimate closure of relief works, Mr. Calnan accepted the dates suggested for Allahabad and Bánda.

JHÁNSI.

Mr. Steel stated that there had been good rain all over the district, but the *khartf* area was not so large as he had expected. Mr. Hoare explained that the rain had been good at the beginning, and now enough to go on with, but only about half the area had been sown, because the west wind had set in. The numbers had fallen on relief works, and had again risen because works had been reopened when the rain had stopped. The works now open were three road metal works, all on the intermediate system. There were also eight quarry works. The rain had now been sufficient, and all the public works, except the quarries, might now be closed.

Some increase in village relief might be expected, but the total under all forms of relief up to the end of August was not expected to exceed a maximum of 30,000.

Mr. Steel accepted the dates suggested for Allahabad for the final winding up of relief operations.

CAWNPORE.

Mr. Trethewy reported that practically no relief works were now open, and no further increase in village relief anticipated if the rains now progressed favourably. Up to the present the rain had been unequally distributed, being sufficient in some parts and not in others. Ploughing and sowing had varied with the adequacy of the rains in different localities. There was a great demand for canal water. He anticipated that it would be possible to wind up operations on the dates suggested for Allahabad, except possibly it might be necessary to keep open the poorhouse at Cawnpore for sometime, as it was frequented by outsiders.

FATEHPUR.

Saiyid Habib-ullah reported that all works were on the intermediate system, with the 12-seer scale of wages and children kitchens. About one-quarter the full area of *khartf* had been sown. Rice had not yet been planted, but might be expected after present rain. He did not anticipate any, but possibly a small expansion of village relief. There were eight works now open, but no workers to speak of.

Mr. Palmer considered that the works might now be closed. Mr. Cruickshank suggested closing four works, which were quite deserted, retaining the others. A map showing the canal works in progress, or projected, was laid before His Honor, which showed that canal work would be available in all the worst tracts. His Honor directed that all but three of the relief works should now be closed, the rest being left to the canal works.

39. Should a member of the committee absent himself from four consecutive meetings of the committee without showing adequate cause, he shall be deemed to have ceased to be a member of the committee.

40. All acts done by the committee or any person acting as a member of the committee notwithstanding that it is afterwards discovered that there was some defect in the appointment of such committee or person shall be valid as if the committee or every such person had been duly appointed.

41. The business of the committee shall be—

- (1) to dispose of application for membership and for shares ;
- (2) to raise loans and to prescribe the conditions on which deposits may be accepted ;
- (3) to collect amounts on shares and repayments of loans ;
- (4) to consider applications for loans ;
- (5) to watch the utilisation of loans ;
- (6) to take steps for recovery of overdue instalments ;
- (7) to consider applications for extension ;
- (8) to sanction working expenses ;
- (9) to check the accounts of the secretary and to count the cash balance ;
- (10) to prepare the annual report and balance sheet ;
- (11) to make arrangements for members' animals to be milked at the society's central milking site and to look after breeding on lines laid down under the supervision of the society's staff ;
- (12) to see that the members' animals as well as society's animals are properly fed and housed ;
- (13) to arrange for the proper handling and sale of the members' milk and milk products or for manufacturing cream, butter or ghee and marketing them at profitable prices ;
- (14) to open distributing depots to see that the milk is sent punctually to regular customers, and that any balance remaining over is disposed of profitably, and that all bills are recovered punctually subject to the directions of the Milk Supply Union of which the society is a member ;
- (15) to keep milk register for recording the milk yield of each of the members animals, and to record the results of tests made to ascertain the quantity of their milk ;
- (16) to fix the number of bulls, cows and calves to be maintained by the society and to make regulation generally for the control of the herd ;
- (17) to lay down regulations for the use of cows, bulls and calves to outsiders ;
- (18) to see that the members fulfil their obligation to deliver to the society all the milk which they produce except what they use at home and to make arrangements for weekly payments to members in accordance with the milk supplied ;

and no relief of any form now given in pargana Gangapur. Mr. Wyndham proposed to continue the existing arrangements for gratuitous relief in Bhadoi till the end of July, and then wind up the operations by giving a monthly dole, which would carry the recipients through the month of August. In Chakiya and Naugarh relief works had been closed, and there would be no further necessity for them. The numbers on village relief would be about 5,000; this allows for a small increase now expected. Mr. Wyndham proposed to carry on this relief to the middle of October, and then wind up by payment of a month's dole, which would carry the recipients on till the middle of November, when the *khari* harvest would be ready. The rates paid daily were three pice for adults, and two pice and one pice for children. The cost in round numbers, including establishments, would be about Rs. 5,000 per mensem. There was no early *khari* of any appreciable amount in this tract, nearly the entire harvest being late rice. The establishments would be reduced and reductions made in the village lists as soon as practicable, and it might be found possible to work within the estimate.

These arrangements were explained by the Lieutenant-Governor to the Mahārāja of Benares, who expressed his agreement with the proposals.

JAUNPUR.

Mr. Reynolds stated that the numbers upon works were falling rapidly. On the 17th July there were 6,792 adults and about 1,000 children, the numbers on that day being rather large as the day was fine. In poorhouses there were 1,500 inmates, the numbers having run up during the break in the rains. They included some immigrants from the Azamgarh district. The numbers on village relief were stationary. Mr. Reynolds anticipated that about a week hence employment would be available in transplanting rice, and that it would be possible to close all relief works within a week later. He proposed to keep two *naib tahsildars* and a sub-overseer in order to meet contingencies. All the rest of the works establishment would be reduced. There were two poorhouses, and both would be kept open for the present. In reply to His Honor, Mr. Reynolds and Mr. Ashton stated that it would certainly be possible, if no mischance occurred, to close all works before the end of August. Mr. Reynolds considered that by the middle of September all the village lists could be closed and revised, and unnecessary names weeded out, and that by the end of October a fortnight's dole could be given and the operations finally closed. Meanwhile poorhouse inmates who had a fixed residence could be transferred to the village lists, and finally paid off by the beginning of October, receiving a fortnight's dole; only the hospital-patients would remain in the poorhouses, and they should be transferred to charitable hospitals as opportunity occurred. The condition of the people was now generally fair. The additional establishment of *kánungos* and *naibs* maintained for village relief could be reduced, beginning at the middle of September, and all be dispensed with by the beginning of October.

MIRZAPUR.

Mr. Broun reported that on Saturday, the 17th, there were on relief works 3,500 persons, including dependants, nearly all being in Upradh. He expected that they would all disappear within a month, and that it would be possible to close all relief works by the middle of August. Earthwork had now been stopped, and road metal works would be kept open.

There were now 18 *naib tahsildars*, and at present only five charges maintained for collection of road metal. Mr. Holme thought one charge should be kept open for the present at Markundi.

His Honor, after examining the maps and projects laid before him by the District Surveyor, directed that 14 of the 18 naib tahsildars in the Public Works Department should be reduced at once, and four charges for collection of road metal kept open, viz. :—

- one at Markundi ;
- one at Kutwa ;
- two on the Great Deccan road.

The rest of the establishment on roads should also be brought under reduction. The village relief lists should be restricted and cut down from the beginning or middle of September, and at the end of that month those still remaining upon them should be paid off, receiving a fortnight's dole. Poorhouse inmates should be brought on the village list as directed for Jaunpur, and paid off with the rest, the hospital patients alone being retained. Mr. Morris stated that people continued to come into the poorhouses in large numbers, about half being weakly and half in good condition. The Commissioner and Collector explained that there were numbers of people who could work, but refused to do so, as they preferred poorhouse life and fare. Such people when drafted back to works would leave them at once and return to the poorhouses, selecting one of the three district poorhouses where they were not known. His Honor directed that the poorhouses should be made less attractive and work enforced, and that by the end of August the diet should be reduced, and inmates who were unable to work transferred to village lists, as above described. The special Public Works Department district, which had been created at Robertsganj, might now be closed.

BENARES.

Mr. Cobb reported that there were now no relief works. The numbers upon the gratuitous lists were 907 in the villages, but about 11,000 in the city. The village relief could be closed by the end of August, the recipients being dismissed with a fortnight's dole and the lists closed.

The question of dealing with a large number of distressed *Julahas* in the city was then considered, and the native gentlemen who act as almoners for the distribution of gratuitous relief in the city were introduced, and the question discussed with their assistants. It appeared that there were in the city about 20,000 *Julahas*, comprising, roughly about 4,000 families, and that about half of this body stood in need of relief. Mr. Cobb submitted a scheme (appended) for assisting weavers out of work. It was stated that owing to the conditions of trade in Benares, and the absence of customary pilgrims due to famine, these weavers were no longer able to find a market for their manufactures, and were now at the end of their resources. Many of this class used to obtain employment in the Bombay Mills, or derive support from relatives who had gone there. During the plague outbreak in Bombay many of them had returned. Recently about 300 or 400 have gone back to Bombay, but had failed as yet to find employment there as the mills were not at full work. The almoners and others present considered that relief to this class would be necessary till, perhaps, the middle of October.

After discussing the various methods suggested for their relief, His Honor decided that a sum of Rs. 5,000 a month for three months should be placed at the disposal of the Commissioner, and discretion left to him and Collector to distribute the relief in the manner which they might, in each case, find most appropriate, either by assisting

the weavers to obtain materials or by purchase of their manufacture, or by grant of charitable relief, as the circumstances might require. A reference would be made to the Indian Famine Charitable Fund to supply a part of the money required for this purpose.

The poorhouses should be closed as laid down in the case of Jaunpur and Mirzapur.

SCHEME SUBMITTED BY MR. COBB.

The weaver's wage—whatever the quality of the *dhoti*—seems to be constant: one anna a yard or five annas for a *dhoti* of five yards. A weaver can make a *dhoti* in two days or thereabouts, consequently he can earn two annas six pies a day or Rs. 5 a month. His family assist him, and the wage represents the earnings of the household.

In better times he would get a better wage—even two annas a yard: and a *dhoti* which now sells (or rather will not sell for there is no market) for 15 annas would fetch Re. 1-4-0.

The cheapest kind of *dhoti*—*viz.*, that in which there is the smallest quantity of cotton—has seven annas worth of cotton in it, and its price is therefore 12 annas (*viz.* seven annas cost of cotton + five annas wage of weaver).

A weaver can arrange to buy his own yarn.

If I give a man and his family employment for a month, I must buy from him 13 *dhotis* (three *dhotis* a week) at 12 annas each, costing me Rs. 9-12-0, out of which Rs. 4-1-0 will represent the wage earned by the weaver and the remainder, Rs. 5-15-0, the cost of yarn.

Rupees 100 will give employment to 11 families for a month; 1,100 families will cost Rs. 10,000 a month.

LUCKNOW DISTRICT.

Notes of a Conference held at Lucknow on the 23rd July 1897.

PRESENT:

HIS HONOR THE LIEUTENANT-GOVERNOR, N.-W. PROVINCES, AND
CHIEF COMMISSIONER OF OUDH.

MR. H. F. D'O. MOULE, C.S.I... *Commissioner.*
 „ P. GRAY ... *Deputy Commissioner, Lucknow.*
 „ A. M. W. SHAKESPEAR ... *Deputy Commissioner, Rae Bareilly.*
 COLONEL W. P. HARRISON ... *Deputy Commissioner, Kheri.*
 MR. A. B. BRUCE ... *Deputy Commissioner, Unao.*
 „ H. W. PIKE ... *Deputy Commissioner, Sitapur.*
 COLONEL R. R. PULFORD, R.E., *Secretary to Government, Public*
 C.I.E. *Works Department.*
 MR. G. R. McDOWELL ... *Superintending Engineer.*
 „ T. STOKER ... *Secretary to Government.*

LUCKNOW.

MR. GRAY reported that sufficient rain had now fallen throughout the district. At the first fall of rain about six-sixteenths of the area was sown, and about one-third of this sown area had suffered damage, which had been largely retrieved by the recent rain. The total loss might be stated at one-sixteenth, that being the area which had to be resown. There would probably be a full average area of *kharif*, but not exceeding that of last year,

which was unusually large. Probably not so much rice as usual would be sown this year, but more of other crops. The early *kharif* would be ready about the first week in September; at farthest by the 15th September. The number of persons on relief works continued to keep up; but there had been a fall since Saturday, the 17th. The labourers from the city were at present employed on the Chinhat works, and their number did not diminish. He anticipated that when the task was stiffened, or the rates reduced, the numbers would fall to about 7,000 or 8,000. Some work was, Mr. Gray considered, required near the city for wanderers who would not stay in poorhouses. There had been yet no marked fall in prices. His Honor decided that if absolutely necessary, work for a strictly limited number of labourers could be opened at the Machhi Bhawan, and maintained till the end of August at farthest. When work on the Chinhat lake became impossible, two *kankar* excavation works could be substituted for it.

His Honor then explained to the conference the general scheme of arrangements which he hoped would be possible provided the season continued favourable. All Public Works could be closed by the beginning of September. From that date the poorhouse inmates should be drafted back to their homes and brought upon the village lists, only those being retained who were patients in poorhouse hospitals. This operation should be completed about the middle of September. Commencing from the beginning of September the village lists should be weeded as far as possible, and if a fall in prices rendered such a measure practicable, the rates for village relief should also be diminished. In this way the lists would be reduced, as far as practicable, by the end of September. Commencing from the middle of September in some villages, and in others perhaps from a later date according to the forwardness of the *kharif* crops, village relief should be finally closed: entire villages being dealt with at one time; the recipients then on the lists receiving a fortnight's dole, and being warned that they must henceforward provide for themselves. That tract should be selected for reduction first in which the *kharif* was most forward, and as a general rule the whole operations should everywhere be complete by the end of September or early in October; in certain villages doubtless they would be completed early. Possibly in some exceptional instance, owing to the backwardness of the harvest or to the unusual preponderance of the late *kharif* crops, it might be necessary to fix on 15th October as latest date (from which date the fortnight's dole would carry the recipients up to beginning of November). But by that date all operations should be finally closed and all special establishment disbanded.

This scheme was accepted by all officers present.

Mr. Pike considered that the reductions could be effected in Sitapur at earlier dates than those mentioned by His Honor, and would be prepared to wind up all forms of relief by the 15th September. His Honor agreed that, if the Commissioner thought it practicable, the earlier date should be adopted for Sitapur.

Mr. Gray was requested to assemble his City Committee, and explain to them the manner in which, and the dates upon which, city relief would be finally closed. No relief would be given in the city after October 15th.

U N A O.

Mr. Bruce reported that numbers on relief works had fallen to 3,800, including dependants. He anticipated no further increase. There was now only one work on which labourers would remain. All the

others could be closed by the end of August, but he would be glad to have discretion to keep the Auras road open to the middle of September. This proposal was sanctioned by His Honor. Mr. Bruce considered that about half the district area had been sown in the June rainfall. This had suffered somewhat, and maize and *juár* had been resown wherever seed was available. Probably the crops not resown would turn out somewhat inferior. The remaining half had been, or was being, sown within the last 10 days, the rice being latest. He anticipated a full *kharif* area. The early staples would be ready by the middle of September. Some slight increase might occur in village relief. Excepting the Auras road, relief could be closed on the dates suggested by His Honor. He directed that the services of Captain Brewin, R. E., now no longer required for Public Works, should be utilized, if possible, in superintendence of village relief.

KHERI.

Colonel Harrison reported that about the beginning of the month there was a tendency to resort to test works and poorhouses and some wandering in search of work had been noticed. He suggested the introduction of gratuitous village relief, estimating the maximum number at 5,000. His Honor in view of the fact that Kheri had hitherto not been distressed and of the absence of any organization for the purpose, and of the general condition of the district, considered it would be better at this stage to afford relief, if any were required, in the shape of work than in the shape of gratuitous relief. One charge could be kept open for the reception of persons seeking employment, and, if necessary, a kitchen attached for the supply of cooked food to children.

SITAPUR.

Mr. Pike stated that no relief works were open in the district, and field employment was now available for everybody. He would be prepared to close all forms of relief early in September, and finally wind up operations and reduce all extra establishment by the middle of September. The rains had been sufficient, and the early sowings had not suffered. The area sown he believed to be above average, though some of it was still backward. There had been no increase in village relief, and he expected a diminution henceforth.

RAE BARELI.

Mr. Shakespear reported that the numbers on works had fallen. There were now two *kankar* works with 1,200 and 400 labourers respectively. He had not anticipated that the numbers would exceed 2,000 on each, but was now of opinion that they would not reach that limit. The numbers in poorhouses continued considerable, but a reduction was taking place since the rains commenced. Three hundred inmates had left on Monday. There was some slight increase in village relief; but the numbers would not rise to 15,000. The *kharif* area would exceed normal. No seed had been lost, but the sowings were late, and hence the crops backward. By the 1st August the entire area would have been sown, and the early crops would commence to come on the market by the first week in September, and after that there would be a steady decrease in numbers on relief. The scheme for winding up relief operations suggested by His Honor could be safely adopted.

The question of Public Works establishment was then considered, and it was decided by His Honor that the following charges, including for each a naib tahsildár and a work agent, could be maintained for the present and the remaining establishment at once brought under reduction :—

Lucknow	4
Unao	3
Kheri	1
Sitapur	1
Rae Bareilly	2

The special tahsildár in the Lucknow district could be reduced, and the special tahsildár in Rae Bareilly employed upon control of village relief. The services of Captain Mereweather and Captain Brewin could be retained till the end of August.

AGRA DISTRICT.

Notes of a Conference held at Agra on 24th July 1897.

PRESENT:

HIS HONOR THE LIEUTENANT-GOVERNOR, N.-W. PROVINCES AND
CHIEF COMMISSIONER OF OUDH.

MR. ROSE	...	Commissioner.
„ CONYBEARE	...	Collector of Agra.
„ WRIGHT	...	Collector of Etáwah.
„ SPENCER	...	Collector of Muttra.
COLONEL CORBETT, R. E.	...	Secretary to Government, I. B.
MR. ALEXANDER	...	Superintending Engineer.
„ KING	...	Superintending Engineer, I. B.
„ BARRON	...	Superintending Engineer, I. B.
„ SHERIDAN	...	Executive Engineer.
„ WARD-SMITH	...	Executive Engineer.
„ STOKER	...	Secretary to Government.

MUTTRA.

Mr. Spencer reported that sufficient rain had fallen over the whole district. Exact figures for *kharif* sowings were not yet available, but sowings were proceeding rapidly, and he anticipated a full area. Relief works had all been closed from the 20th, the workers having disappeared. There was sufficient occupation in the fields. No increase of crime had followed the closure of work, and a decrease in crime had preceded it. The poorhouse population was falling, and village relief would not be steadily diminished. The extra establishment for the purpose had been already reduced. Mr. Ward-Smith stated that a considerable amount, over 44,000 acres, had been irrigated for *kharif*. The early grain (maize) would be on the market in about three weeks. Mr. Rose stated that the markets were now fully stocked. Barley was selling for 14 seers in Muttra and for 12 seers 8 chhataks in Agra. Mr. Alexander considered that the extra Public Works establishment in the Muttra district might now be reduced. Any reserve required could be better maintained in the Agra district.

His Honor explained to the Conference a scheme proposed elsewhere for closing relief operations, provided the season continued to be favourable. All relief works should be finally closed, at furthest, by the 15th September. It was anticipated that in most cases the works would

automatically close themselves before that date. By the time the *kharif* ripened, that is in the end of August or the beginning of September, the poorhouse inmates should be drafted back to their homes and placed upon the village lists, only retaining those hospital patients who, on account of illness, were unable to travel. This operation should be completed by the middle or latter end of September at latest. A commencement should be made during August or the beginning of September at latest towards reducing the village lists either by removal of superfluous names or by reducing the rates, as prices might admit and the Commissioner should consider desirable. The next step would be to remove whole villages from the lists. This process would begin when the *kharif* harvest was ripe; in some places this might be in the beginning of September; in some places in the middle of September; in some places perhaps later. The recipients of relief remaining on the lists should be struck off village by village, given a week's or a fortnight's allowance to recipients as the lists were closed. Those tracts could be selected for reduction first where the *kharif* was most forward, but it should be complete in every village with an early *kharif* crop by the end of September. When completed relief measures should be finally wound up, and special establishment reduced. If in any special village, owing to backwardness of crops or preponderance of later *kharif*, it was necessary to postpone final closure, the list could be maintained up to the middle of October, and recipients then paid off by a week's or a fortnight's dole. It was, however, anticipated by the Commissioner and District Officers that almost everywhere, except in Agra city, relief could be closed in September. In Agra city it might have to continue to October, when a fortnight's dole would close it.

AGRA.

Mr. Conybeare reported that the number of workers had fallen to 10,054. There had been 11 charges, and gradual reductions were effected, and now six charges remained (one being only nominal) of which two would be closed at once. He anticipated that all works would be closed by the 15th August, by the gradual disappearance of workers. Both Collector and Commissioner accepted the 15th September as the latest possible date for keeping open any relief work. The numbers in the poorhouses had been reduced by the return of 200 residents of Dholpur and Gwalior to their own territories. About 2,500 persons remained on the village lists, excluding the city. The final reduction could be effected upon the dates suggested by His Honor, and it would probably be found practicable even to anticipate those dates outside the city. For the city gratuitous relief, the Collector and Commissioner proposed to reduce the scale as prices fell, and to reduce the lists by striking off undeserving people. It would be possible to entirely close the city relief by the 1st October, paying off the recipients then on the list by a fortnight's dole. The city poorhouse could be finally closed by the same date and on the same terms. The special establishment for village relief would be reduced from the 1st August, and the establishment on works reduced as the works were closed.

His Honor desired that the City Committee should be informed that the Government subvention of Rs. 2,500 per mensem would cease from the end of September, the Commissioner being given discretion to grant up to a fortnight's dole to persons struck off the list from the 1st October.

ETĀWAH.

Mr. Wright reported that all relief works had now been closed. The Gwalior people had been sent back to that State, and the Jalaun people had returned to their own district. The remaining numbers on works became quite inconsiderable. The works were closed, and need not be reopened. The poorhouse population had fallen, and the village relief lists were being revised and reduced. Relief measures entirely could be finally wound up by the dates suggested by His Honor.

Mr. Rose in reply to His Honor reported that the closure of relief operations in the other districts of his Division presented no difficulties, and he accepted the dates suggested for finally winding up operations in Mainpuri, Etah and Fatehgarh. Possibly in the city of Farukhabad it might be necessary to maintain relief, as in the city of Agra, up to the 1st October. Elsewhere all operations, both for Public Works poorhouses and gratuitous relief, would be closed by the 15th September. Mr. Rose was requested to take measures accordingly.

His Honor then enquired into the condition of the roads which had been repaired as relief works, and the necessity for putting them in order at the end of the rains. It was stated by Mr. Sheridan that only one road in the Muttra district has suffered severely from the recent rain.

Mr. Alexander was requested by His Honor to prepare an estimate of the sum which would be required to put in order, at the end of the rains, the roads recently constructed or repaired as relief works.

AGRA DISTRICT.

Notes of a Conference held at Agra on the 26th July 1897, by His Honor the Lieutenant-Governor, North-Western Provinces, and Chief Commissioner of Oudh, with the Members of the Local Committee for the distribution of charitable relief in Agra City and the representatives of various Mission agencies working in Agra.

PRESENT:

RAI BAHĀDUR JAGAN PARSHAD ... *Vice-President, Agra Municipal Board;*

” ” SHEO NARAIN ... *Secretary, Agra Municipal Board;*

BĀBU JAMNA PARSHAD BISWAS ... *Member, Agra Municipal Board;*
and 27 other gentlemen, Members
of the Committee.

THE REV. MR. HAYTHORNTH- *Principal, St. John's College, Agra.*
WAITE, M.A.

THE REV. MR. POTTER ... *Baptist Mission.*

” ” ” JONES ... *Ditto.*

” ” ” MONROE ... *American Methodist Mission.*

” ” ” CHALLIS, M.A. ... *St. John's College, Agra.*

MISS BLAND ... } *Church Missionary Society*
” FORBES ... } *Zanana Mission.*
MRS. RAIT... }

MISS GOETZE ... *Sikandra.*

THE Lieutenant-Governor explained the object of the meeting, and stated the policy and measures which he proposed to adopt for finally winding up relief operations, provided the season continued to be favourable. The steps he proposed to take were those decided at the meeting of Divisional and District Officers on the 24th, and at similar conferences

held in the other divisions of the provinces. Briefly stated, it was proposed that all relief works would ordinarily close by the end of August. Any remaining open after that date would be closed by the 15th September at furthest. By that date the early *kharif* grains would be in the market and a fall in prices might be expected. At the end of August or the beginning of September poorhouse inmates would be drafted back to their homes and placed upon the village lists, those only being retained who, on account of illness, were unable to travel. This operation should be completed by the middle of September, or, at latest, by the end of that month. A commencement should be made during August towards reducing the village lists by removing superfluous names and lowering the rates as prices might admit and the Commissioner should think desirable. The next step would be to remove whole villages in which recipients were borne upon the village lists. This process would commence when the *kharif* harvest was ripe. In some places this might be early in September; in some places in the middle of September; and in some perhaps later. The recipients of relief remaining on the lists should be struck off by whole villages, i.e., all the recipients in a village would be struck off at once, receiving a week's or a fortnight's allowance as the lists were closed. Those tracts would be selected for reduction first where the *kharif* was most forward, but it should be complete in every village, with an early *kharif* crop by the end of September. If, in any special village, owing to backwardness of crops or preponderance of later *kharif* it was necessary to postpone final closure, then lists could be maintained up to the middle of October, and recipients then paid off by a fortnight's dole. When the operations were complete, relief measures would be finally wound up and special establishment reduced. It was anticipated by Commissioners and District Officers that almost everywhere, except in Agra city, relief could be closed by the end of September. In Agra city it might have to continue to October, when a fortnight's dole would close it.

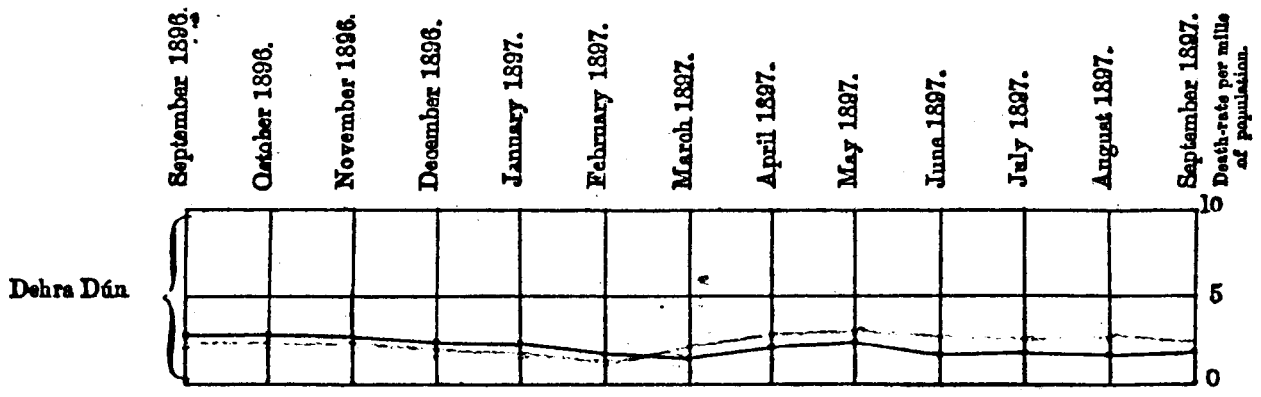
The Revd. Mr. Haythornthwaite, on behalf of the Mission agencies, considered the scheme proposed by His Honor, and the dates suggested by him, to be adequate and satisfactory, and agreed to co-operate with the measures of State relief.

The Revd. Mr. Potter explained that he had asked for a grant of Rs. 3,000 per mensem up to the 15th October, in order to carry out the relief of classes (chiefly weavers, who were aided by finding them work. He would like the assistance continued till October. The Commissioner explained that a grant had been made to assist Mr. Potter's charity from the Indian Famine Charitable Relief Fund. His Honor said that the assistance, which had hitherto been given from the charitable or State funds to the charity represented by Mr. Potter, would be continued till the end of September.

Miss Bland explained the nature of her work among the distressed women of the better classes, and said that she would like to carry it on until October, when it would probably be possible to terminate special relief.

The members of the City Committee expressed their satisfaction with the scheme suggested by His Honor and the dates proposed for closure of relief operations, provided the season continued to be favourable.

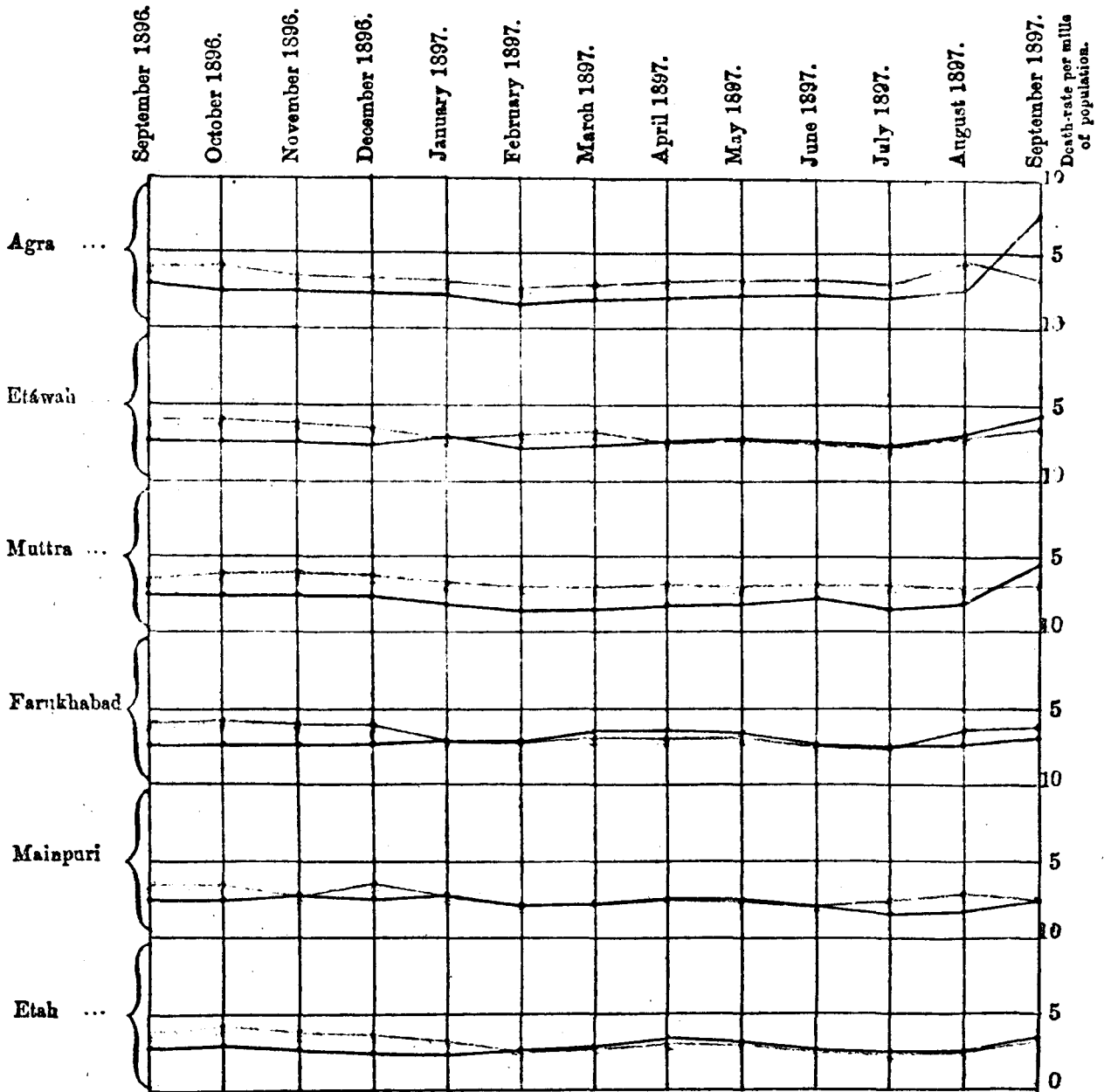
Diagram showing the monthly mortality compared with normal in the district of Dehra Dun, from September 1896 to September 1897.



Black line indicates the actual death-rate.

Red line indicates the normal death-rate based on the figures of 10 previous years

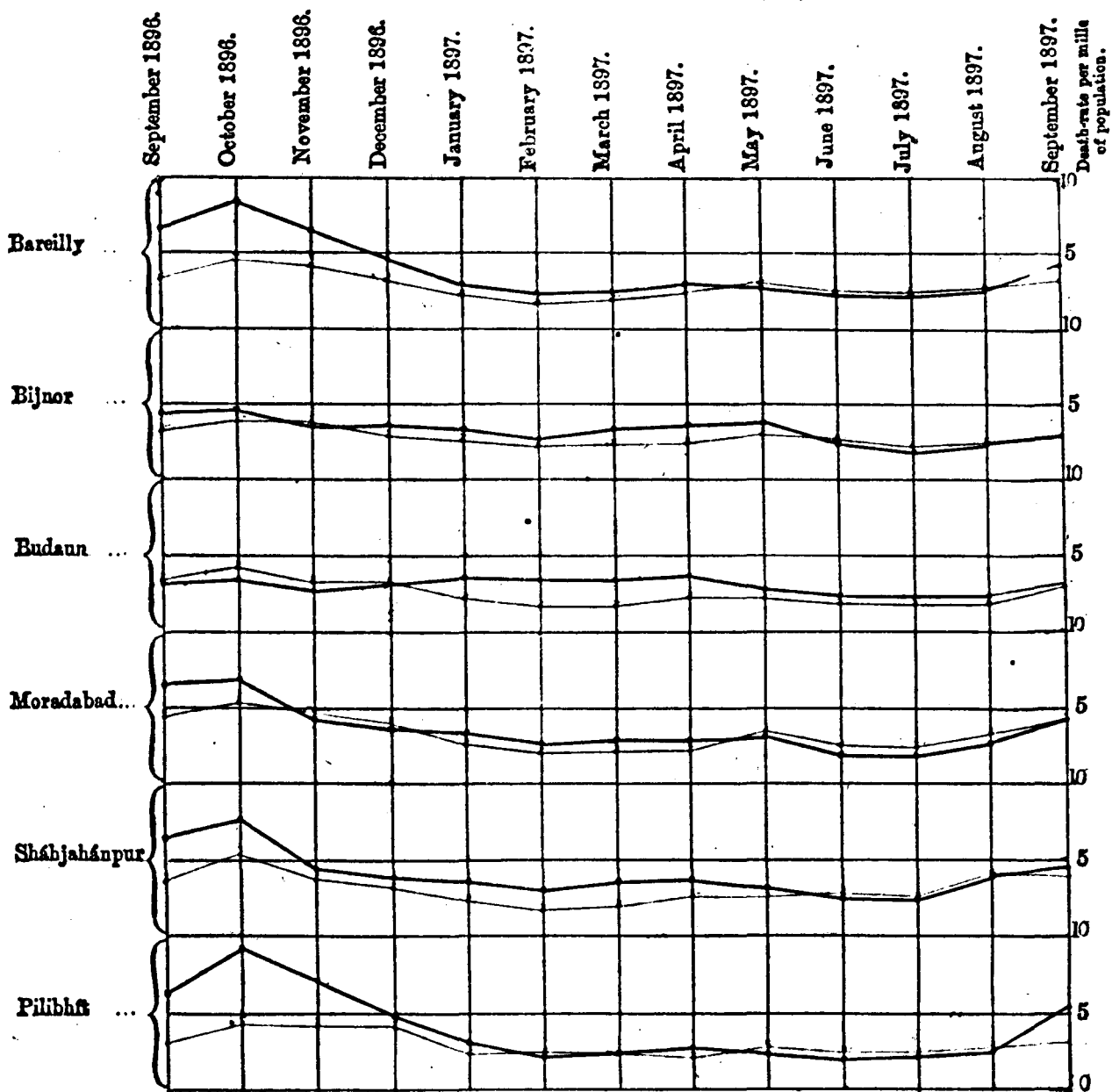
Diagram showing the monthly mortality compared with normal in the districts of the Agra Division, from September 1896 to September 1897..



Black line indicates the actual death-rate.

Red line indicates the normal death-rate based on the figures of 10 previous years. - - - - -

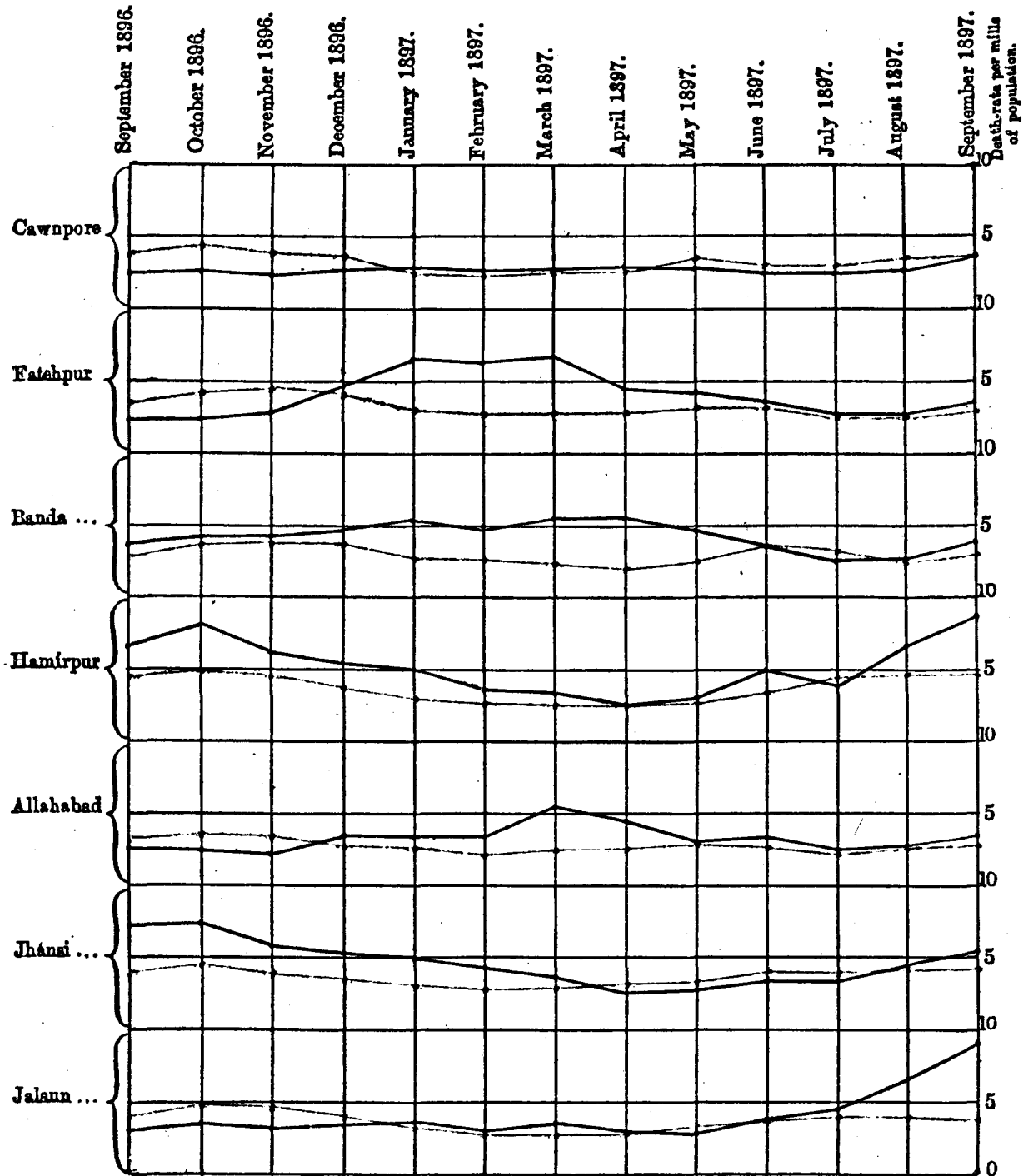
Diagram showing the monthly mortality compared with normal in the districts of the Rohilkhand Division, from September 1896 to September 1897.



Black line indicates the actual death-rate.

Red line indicates the normal death-rate based on the figures of 10 previous years.

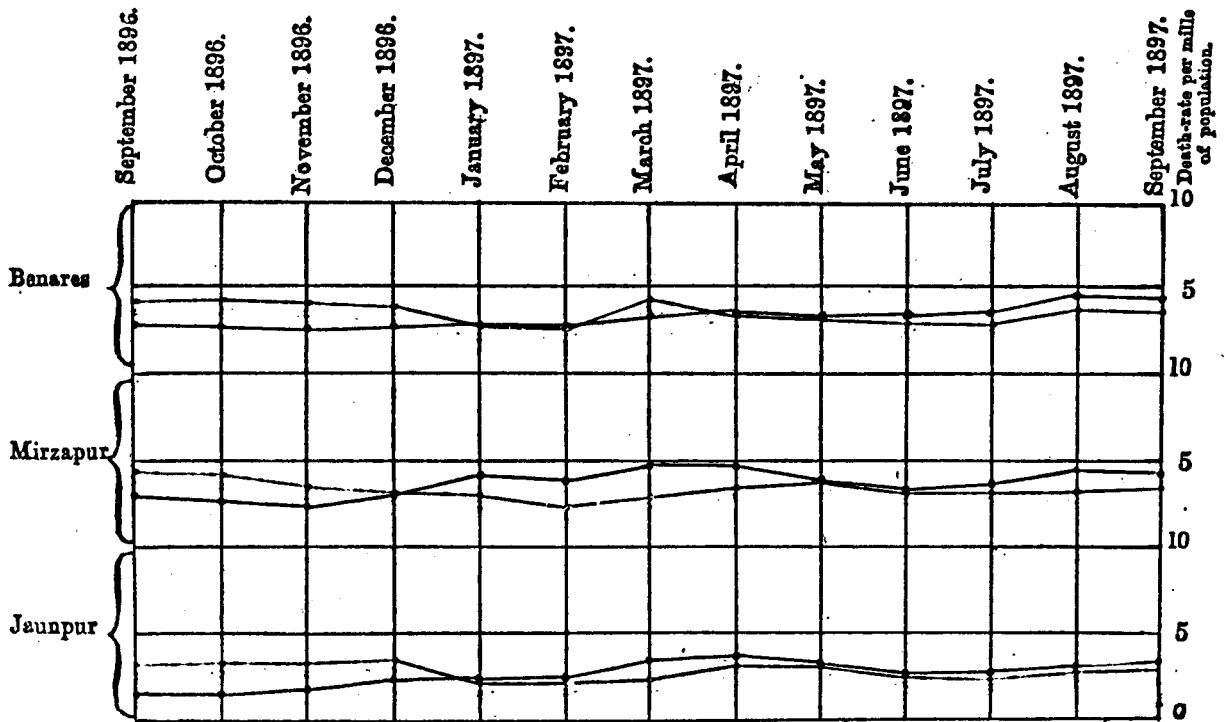
Diagram showing the monthly mortality compared with normal in the districts of the Allahabad Division, from September 1896 to September 1897.



Black line indicates the actual death-rate.

Red line indicates the normal death-rate based on the figures of 10 previous years.

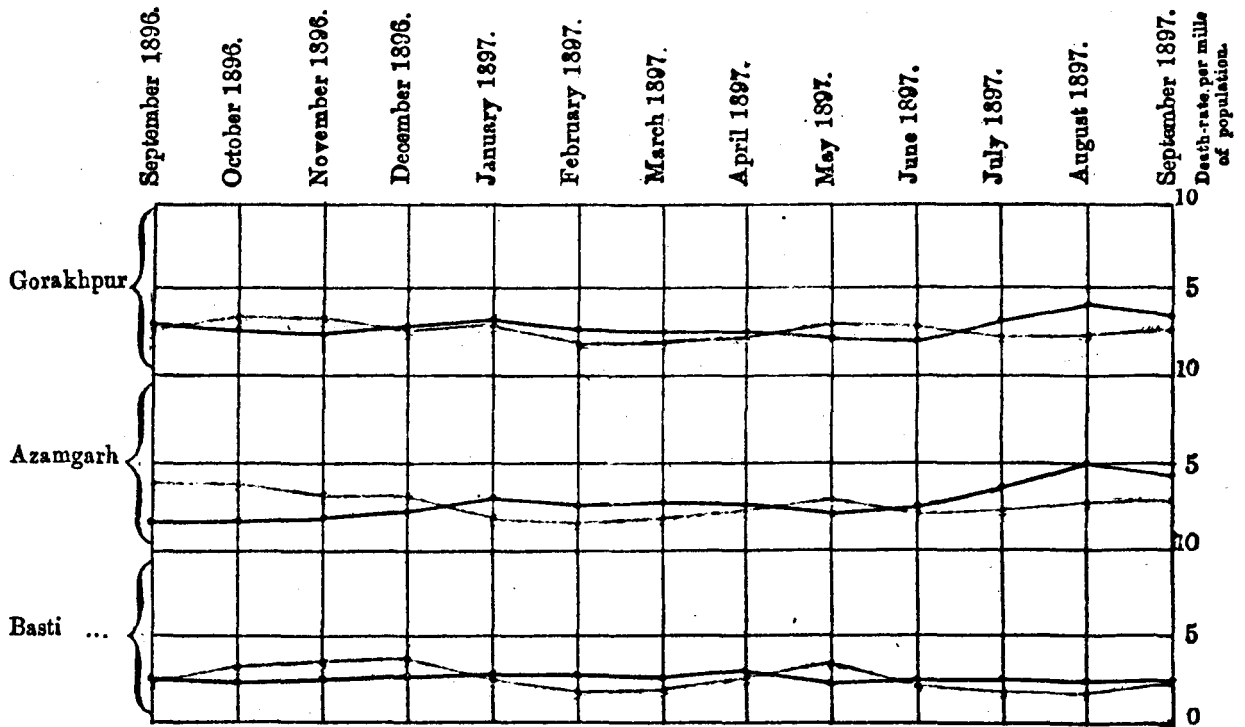
gram showing the monthly mortality compared with normal in the districts of the Benares Division, from September 1896 to September 1897.



Black line indicates the actual death-rate.

Red line indicates the normal death-rate based on the figures of 10 previous years. ———

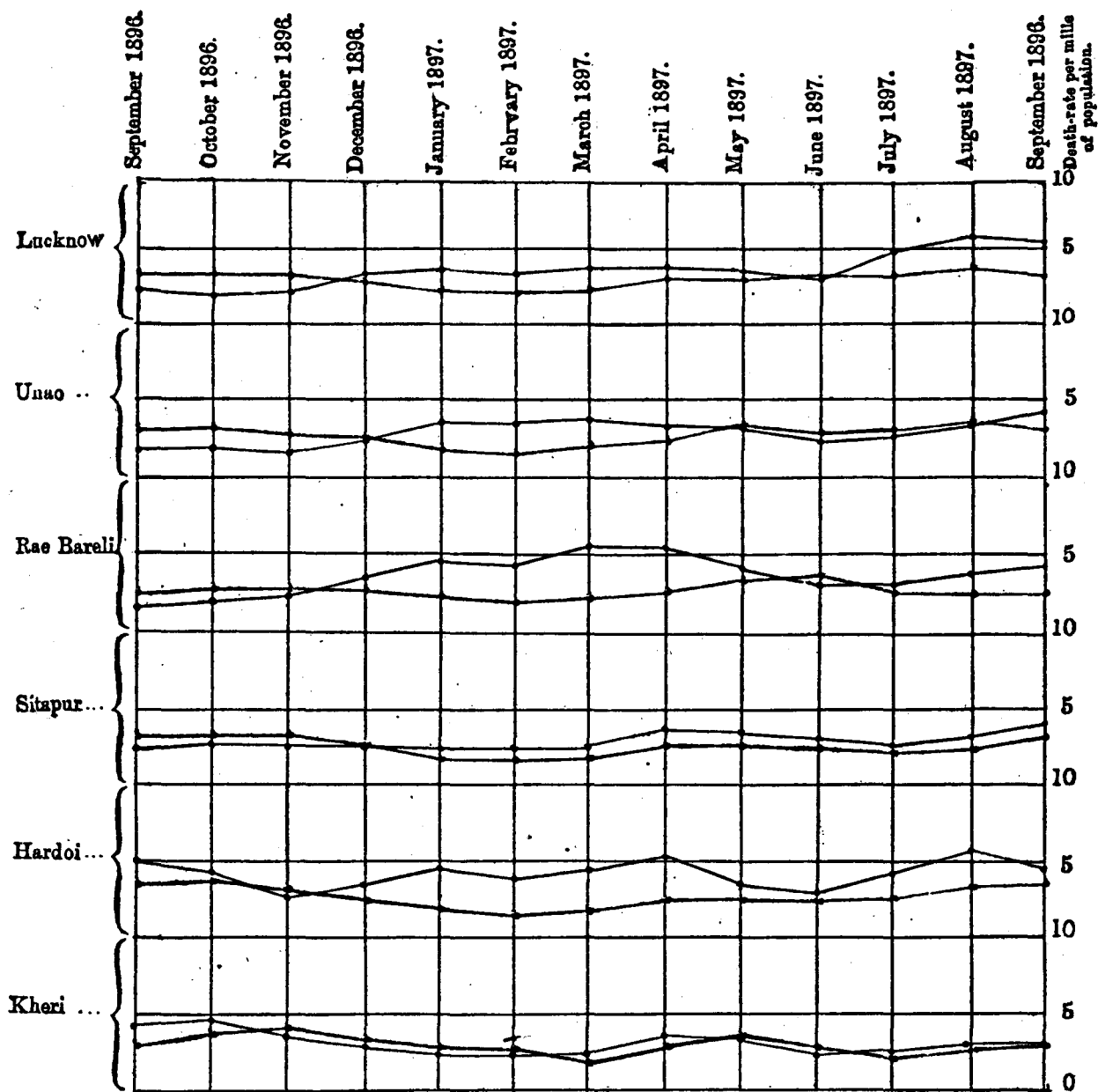
Diagram showing the monthly mortality compared with normal in the districts of the Gorakhpur Division, from September 1896 to September 1897.



Black line indicates the actual death-rate.

Red line indicates the normal death-rate based on the figures of 10 previous years. ———

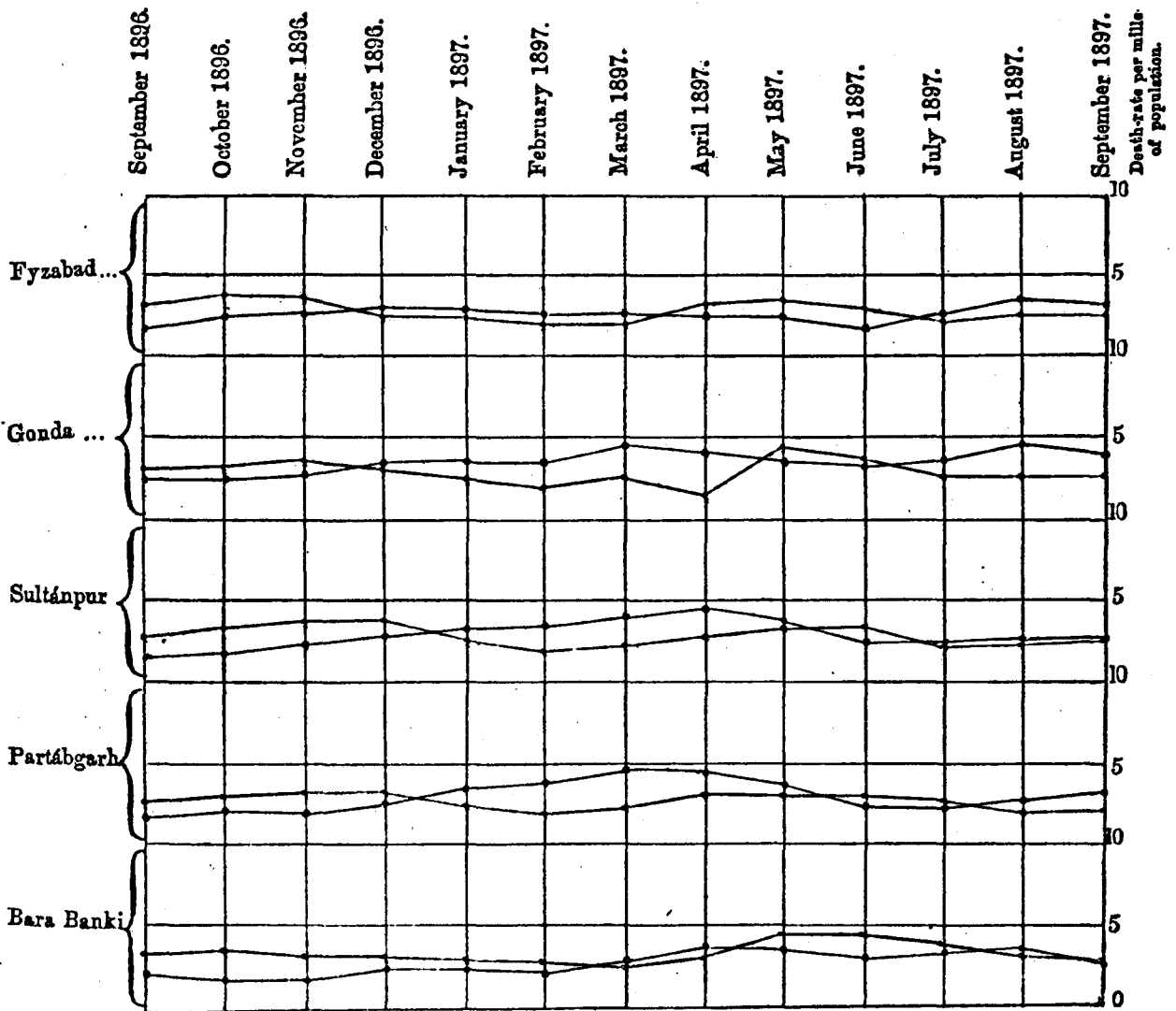
Diagram showing the monthly mortality compared with normal in the districts of the Lucknow Division, from September 1896 to September 1897.



Black line indicates the actual death-rate.

Red line indicates the normal death-rate based on the figures of 10 previous years. ..

Diagram showing the monthly mortality compared with normal in the districts of the Fyzabad Division, from September 1896 to September 1897.



Black line indicates the actual death-rate.
 Red line indicates the normal death-rate based on the figures of 10 previous years. _____

APPENDIX II.

MEMORANDUM BY THE SANITARY COMMISSIONER ON THE PUBLIC HEALTH OF THE NORTH-WESTERN PROVINCES AND OUDH, DURING THE FAMINE PERIOD 1896-97, AND THE SANITARY MEASURES ADOPTED.

It would appear that to fully appreciate the effect of famine and scarcity upon the public health in these Provinces, it is not sufficient to regard the mortality statistics of the more distressed districts alone, but the death-rate of the entire provinces must also be considered. Although the struggle was harder in some localities than in others, improved means of communication had equalized prices in a remarkable manner, and rates ruled high in even the most favoured and flourishing districts. The results of scarcity were therefore not confined to particular areas, but were distributed more or less over the whole of the North-Western Provinces and Oudh. The consequence of this continued privation could only be a reduction in the vital stamina of the community at large, and a diminished power of resistance to the incursions of disease. It was inevitable that many persons should have succumbed to slight attacks of disease, which in a better nourished condition they would have passed through with impunity.

The conclusions set forth in this memorandum have been arrived at as a result of a somewhat extensive acquaintance with the conditions obtaining on relief works and centres of distress. As regards the adults, they were usually seen to be in very fair condition. It was the very young and very old who were the greatest sufferers, as being the first to feel the pinch of privation and the last to rally when relieved. But the proportion of greatly emaciated people, who had not recently arrived, was small, and of deaths from real starvation I believe there were very few. Two factors—both very difficult to deal with—frequently operated in bringing about what might be termed an avoidable mortality. The first was the pertinacity with which the people clung to their homes, even when relief works were established comparatively near. This was especially the case as regards the hill people in the south of Bundelkhand and the Allahabad district. Such people usually came on the works so reduced by chronic privation that they were unable to digest and assimilate food, and an ordinary meal often brought on dangerous, and even fatal, diarrhoea. A second factor was the characteristic tendency to try and save a little money out of whatever they received. The Famine Code rations being based on what was required for fair subsistence, left little margin for such economies, and it was frequently found necessary to issue rations in lieu of wages to children and others, where the parents persisted in endeavouring to hoard up their trifling gains.

The poorhouses were practically infirmaries. Here were collected the blind, the halt, the leprous and all the submerged stratum of humanity which usually subsisted on a charity which was no longer possible. All was done that could be done to save these unfortunate people, but the mortality in many of these institutions was, in the nature of things, very high.

The effects of scarcity and high prices first became noticeable in the spring of 1896 in the districts of Hamirpur, Banda, Allahabad, Jalaun, Jhansi, Rae Bareli, Sitapur and Hardoi. In Hamirpur in May the mortality was 4.35 per mille, which fell in June to 3.91; cholera contributed to the death-

2. General history of the public health in the provinces during the famine period.

rate. In Bándá a slight rise in mortality occurred in April, and a great leap occurred in May to 7·09, falling again to 4·12 in June. Cholera was largely responsible for the high death-rate in both months. Allahabad showed signs of slight distress up to July; and the same remark applies to Jalaun. Jhánsi showed in all the earlier months of the year the existence of distress, and this became more marked in April, May, and June. Here again, however, cholera largely contributed to the death-rate. Scarcity never became alarming in Sitapur and Rae Bareli. There were warnings of trouble in the earlier months in Hardoi, but in June the mortality was below the normal.

With the rains came improvement in almost all districts. But this was only temporary, and on the premature cessation of the monsoon in August 1896 it became evident that the authorities had to deal with a calamity. In the autumn, extensive and organized measures of relief had to be instituted in many areas, and the principal struggle commenced. The statistics and figures upon which this report is based commence from the 1st of September 1896, and terminate at the end of July 1897, the last date up to which figures are available at the time of drawing up this memorandum.*

For purposes of relief the provinces were divided into three groups:—

1st, Famine districts, otherwise known as "distressed districts," nineteen in number; 2nd, "scarcity districts," at first classed as "districts under observation," eighteen in number; and 3rd, "unaffected districts," eleven in number. It will thus be seen that a great proportion of the provinces was either in need of active assistance, or a source of urgent anxiety.

In September the death-rate for the provinces (3·00) was slightly below the decennial mean (3·06), and the same remark applies to the famine districts (2·78 as opposed to 3·09). The mortality in Jhánsi, Hamírpur, and Hardoi was high: cholera contributing to the same. In the scarcity districts, cholera in Bareilly, Moradabad, Shábjahánpur, and Pilibhít was very destructive.

In October the provincial death-rate (3·09) was decidedly below the decennial mean (3·56), as was also that in the famine districts (2·74 as opposed to 3·49). But Hamírpur suffered severely, as did Jhánsi. The death-rate in the former district rose to 8·06—the highest mortality in any famine district during the famine period. The cause was investigated by the Sanitary Commissioner and Civil Surgeon, and found to be principally malaria acting on a population much reduced in stamina. Cholera and malaria were also very severe during this month in Pilibhít, Bareilly, Shábjahánpur, Moradabad, and Naini Tal. These are all districts either situated in, or bordering on, the malarious Tarai.

With November came a decided fall in mortality throughout the provinces, the death-rate being 2·70 as opposed to the decennial mean of 3·34. It is noticeable that this fall was quite as well marked in the famine districts as elsewhere (2·52 against 3·23), and may be held to point to the accuracy of the theory advanced in another portion of the memorandum, that deaths were commonly due to normal diseases acting on an enfeebled population. The explanation of this fall is simple. The premature cessation of the rains had led to a reduced production of malaria, and the fever period had been considerably abbreviated. The mortality fell somewhat in Hamírpur and Jhánsi, but still remained high.

December brought cold and wet, and although the provincial death-rate continued below the normal (3·01 against 3·10), this was not the case in the famine districts. Here, although the mortality in the worst districts,

* For statistics for August and September see page 13.

Hamírpur and Jhánsi, had fallen, due probably to relief measures, the average mortality was 3.06 as opposed to a mean of 2.86. Pneumonia and allied diseases were probably largely responsible for this, as was inevitable with large numbers of reduced people encamped in the fields.

In January the provincial death-rate had also risen above the normal (3.07 against 2.37). The mortality in famine districts was, relative to the mean, considerably higher than in December (3.49 against 2.25). Hamírpur, Bánda, and Fatehpur showed the highest death-rates.

The provincial mortality (2.63 against 1.97) in February was also considerably above the normal, and in famine districts it was 3.14 against a decennial mean of 1.91. With the exception of Fatehpur (6.11), there were no very high death-rates, but Bánda, Jhánsi, Rae Bareli, and Hardoi showed evidence of distress and the results of exposure on relief works.

In March the provincial death-rate was 3.11 as opposed to the decennial mean of 2.13, and that in famine districts 3.60 as opposed to 2.13. Fatehpur, Bánda, Allahabad, Rae Bareli, and Hardoi were the worst districts, though mortality was nowhere excessive except in Fatehpur (6.83). Cholera helped slightly to swell the total in Allahabad. There was slight evidence of the results of scarcity in Gonda, Sultánpur, and Partábgarh.

In April much the same districts were affected, but there was a slight tendency towards improvement in some of the worst areas. The provincial death-rate was 3.19 against a decennial mean of 2.62, and, as regards the famine districts, 3.52 against 2.57.

In May the effect of the *rabi* crops coming on the market became evident. The provincial death-rate had fallen below the normal (2.89 as opposed to 3.04), and even in the famine districts it was very slightly above it (3.05 against 3.01). There were no exceptional death-rates. This result was assisted by the fact that cholera was much less prevalent than usual during this month.

Not much change occurred in June. The provincial death-rate was slightly below, and that in famine districts slightly above, the decennial mean (2.58 against 2.72 and 2.84 against 2.79).

There was no excessive mortality anywhere in July, and the provincial death-rate was 2.78 against a decennial mean of 2.45. Lucknow, Hardoi, and Jalaun showed the highest ratios. In the famine districts the death-rate was 3.20 against a decennial mean of 2.61.

From a reference to the tables attached to this memorandum the highest death-rate is seen to be that of Hamírpur, 52.30 per mille. In the period under report the district suffered somewhat severely from cholera, and dysentery and diarrhoea were present. Jhánsi follows with 50.18. The death-rate from dysentery and diarrhoea here was high. Bánda had a death-rate of 48.34. Dysentery and diarrhoea were prevalent, and cholera and small-pox helped to swell the mortality. All these three districts normally show high death-rates, the decennial means being for Hamírpur 36.99, Jhánsi 35.63, and Bánda 31.08. The death-rate in Fatehpur was 46.22, the principal mortality being in the winter months. There was a good deal of dysentery and diarrhoea in this district. Hardoi showed a death-rate of 44.89. Cholera and small-pox were prevalent in the district, and the inevitable consequences of camping out large numbers of persons, *viz.* dysentery and diarrhoea, also carried off many people.

In all districts fever is assigned as the principal cause of death. This heading is very general, and probably includes most cases of pneumonia

and lung diseases, so fatal to people of reduced stamina (especially the very young and very old) employed on relief works and elsewhere.

There were some high death-rates in districts in which scarcity was certainly not severe. Bareilly, Sháhjahánpur and Pilibhít all showed a mortality over 43 per mille. But the brunt of disease fell on these districts principally in the autumn, and the mortality was mostly due to malaria and cholera.

The general result, was, that whereas the normal mortality in the famine districts for the decennial period previous to 1896 was 29·94, during the period of famine prevalence in 1896-97, that is from 1st September 1896 to 31st July 1897,* it was 33·95, giving an excess mortality of 4·01 per mille. But the very causes which brought about famine resulted in a greatly diminished prevalence of malarial fever in tracts usually severely visited by this disease, and so important was this factor that the total mortality for the provinces as a whole was only 32·10 as opposed to the decennial mean of 30·35.

There were 823,839 deaths among males as opposed to 681,898 deaths among females. This higher death-rate among males has been observed in former famines, and various reasons have been adduced for its occurrence. Of these, the greater exposure of males to vicissitudes of weather, as in watching fields at night, &c., seems the most probable. To this it is added that women having the control of the food and cooking of the household, are able to secure a larger share for themselves. But it is also to be remembered that, as a matter of fact, the male population of these provinces is considerably larger than the female, the figures being 24,303,227 and 22,601,564.

Regarding the mortality by age periods, it is found that out of 1,000 deaths, 244 occurred under one year, 179 between one year and five, and 187 above fifty years of age. It was, as already stated, the very young and very old who suffered most, as was indeed to be expected. It must be remembered, however, that in this country where children are so recklessly hurried into the world to struggle for existence, the mortality in the earlier periods of life is always very high in even the most healthy and prosperous years.

In table F are shown the birth-rates from September to December for the three years 1894, 1895, and 1896, and from January to July inclusive, for the three years 1895, 1896, and 1897. It is evident that the birth-rate in any month is an indication of the health and well-being of the population in the period nine months antecedent to such month—that is, the month of conception. Viewed in this way, the figures are of considerable interest.

It will be noticed that up to the end of December 1896 (that is up to the end of the previous March), there is nothing in the birth-rate to indicate a departure from a normal condition of health.

In January, however, (corresponding with the previous May), the birth-rate in Bánda fell below 2 per mille, and in February, (previous June), the same remark applies to Fatehpur, Hamírpur, Bánda, Allahabad, and Jhánsi. Dehra Dún may be neglected as, on account of the difficult accessibility of portions of the district, registration is very defective here. In March (previous July), Hardoi, Hamírpur, Jalaun, and Jhánsi were all below 2 per mille. Fatehpur and Allahabad had improved. Bánda had fallen to below 1 per mille. In April (previous August), 12 districts showed a birth-rate under 2 per mille, and in Bánda and Hamírpur under

* For the figures for August and September 1897, which were received while this memorandum was passing through the press, see p. 13.

1 per mille. All these are either notoriously malarious districts or were known to be suffering from scarcity. In May (previous September), there were in the same way 19 districts, with a birth-rate under 2 per mille; and the extremely low birth-rates in Banda and Hamirpur persisted. In June (previous October), the same number of districts showed low birth-rates. Banda in this month had the remarkably low birth-rate of .75 per mille; Sháhjahánpur, Gházipur, and Badaun had improved. Partábgarh, Mirzapur and Jaunpur had appeared on the list; but this was only a temporary matter, and the birth-rates in these districts are generally low in these months. A decided change was observable in July (previous November). Only seven districts showed birth-rates under 2 per mille, and Banda and Hamirpur had considerably improved.*

These data for the famine period must be considered in connection with the figures for the preceding two years. It will be seen that many of the districts with these birth-rates of under 2 per mille, showed very low birth-rates in the same months in normal years, and, moreover, it is observable that what are in an ordinary year very feverish tracts in the rains, show a higher birth-rate than usual in this famine period. These are mostly irrigated tracts or localities where the short rainfall was an actual benefit to the public health.

In the following table are shown the ratios of assumed conceptions in each month as deduced from the birth-rates for the entire provinces:

Month of birth.	Month of conception.	Year.	Rate.	Year.	Rate.	Year.	Rate.
September	January	...	3.59	...	3.37	...	3.74
October	February	1894...	3.63	1895...	3.61	1896...	3.68
November	March	...	3.27	...	3.48	...	3.28
December	April	...	3.23	...	3.63	...	3.53
January	May	...	2.97	...	3.20	...	3.29
February	June	...	2.55	...	2.52	...	2.64
March	July	...	2.59	...	2.52	...	2.59
April	August	1895...	2.56	1896...	2.13	1897...	2.20
May	September	...	2.34	...	2.23	...	2.01
June	October	...	2.17	...	2.11	...	2.13
July	November	...	2.54	...	2.86	...	2.60
	Total	...	31.44		31.66		31.69

Now if these figures be inspected, it will be noticed that there was a fall in May (September), but that instead of this continuing through June (October), the birth-rate rose, against expectation, and this rise was continued through July (November). It is to be noted that the rains ceased quite a month earlier than usual, and the malarial fever period was therefore considerably abbreviated.

These facts are interesting as helping to support the theory that the provincial mortality this year was due to perfectly normal diseases acting on an enfeebled population, and a consideration of the table generally would help to point to the conclusion that, as regards the fertility of the population in 1896, reduced production of malaria *plus* efficient relief measures, were almost sufficient to counteract the results of famine and scarcity.

The rise in the birth-rate in October is exactly what would be expected in connection with the much reduced seasonal rise in mortality in the same month as compared with the normal.

The fact seems to be that, as is indeed well-known, the insidious poison of malaria is constantly working on the constitutions of all people in India. Where excessive, it results in comparative sterility. In a normal

* The rise in the provincial birth-rate was continued in August (December) being, 2.88, but was checked in September (January) being 2.81. Both these birth-rates are below those for 1895 and 1896. The rates were in August 1895 and 1896, 3.10 and 2.59 and in September, 3.37 and 3.74.

year, few natives of the country escape an attack of fever. But if the people be well nourished and robust, they throw off attacks which, if weakened, they succumb to. A famine in a tropical country like India, therefore, differs from one in a temperate climate. People do not die so much from actual starvation. They die principally because they have no longer the vital resistance necessary to combat an insidious ever-present foe peculiar to the climate.

General rules for the sanitary arrangements on relief works, &c., were laid down by the North-Western Provinces and Oudh Government in Resolution No. ^{8945S.} 1-58, dated 20th October 1896, Scarcity Department. They were as follows:—

3. The sanitary measures adopted on relief works and in poorhouses and camps.

- “Wells likely to be used for drinking water by labourers on relief works should be examined, and if found pure, should be guarded from contamination for a week before required, and the water supply arrangements perfected before the labourers arrive; Foul wells should be absolutely closed. Should cholera break out, the wells should be disinfected at intervals of two or three days with permanganate of potash until the labourers are split up and drafted off to other works.
- “From the labourers, Bráhmans should be selected to draw water from the wells for Hindus, and Kabárs to distribute it. The vessels employed in drawing and distributing the water should be ordinarily of metal, and scrupulously clean. Kerosine tins have been found to be most useful and acceptable.
- “A superior medical officer should inspect periodically (1) the relief labourers on relief works not of the Article 65(a) class; (2) the sanitary and medical arrangements in connection with such works; and (3) poorhouses and hospitals.
- “The Famine Code (section 85) provides for the erection of latrines. These should usually be on the trench system, and provided with grass screens.
- “A line of flags and posts should be placed all round each relief work, and 300 yards from the same, and great care should be taken that no nuisances are committed within the area enclosed by such flags and posts.
- “Medical officers in charge of hospitals and relief works should very carefully watch for the occurrence of any cases of relapsing or famine fever, and immediately isolate any such cases.
- “Provision for the immediate isolation of cases of cholera, small-pox, or other epidemic disease should be made at each work. Grass huts, which can be subsequently burnt, will usually be the best form of isolation hospital.”

These orders were carefully carried out. As a rule, latrines at the headquarters camp on a relief work were on the trench system, and posts and flags were placed round the constantly shifting bodies of men on road works. Where works were of a more permanent character, as for instance the digging of a tank, trenches were used. The areas were usually kept very fairly clean. Probably, however, the most efficient measure was the careful custody of the drinking supply. Particular pains were taken that people did not dip their own *lotahs* or vessels into the wells, but received the water from the hands of specially appointed bhishtis, Bráhmans, and Kabárs. All doubtful wells or sources of supply were kept closed under a guard. When disease broke out, or a move was contemplated, search parties went in advance to select the sources of supply and protect them.

Such search parties had also to ascertain that epidemic disease did not exist in villages in the locality to which the workers were moving. Sometimes irrigation wells in the fields were cleaned out, disinfected, and used in preference to the masonry wells, as being less likely to have been polluted. Disinfection of wells with permanganate of potash was not practised only when disease was present; it was commonly adopted if any doubt whatever existed as to the character of the supply. There is no doubt as to the utility of such a proceeding; only experience showed that to be efficacious it must be practised every three or four days.

Where works were vacated on account of cholera, the small huts of infected gangs were burnt, and not allowed to be carried on to the next camp. Disposal of bodies was carried out by specially appointed men.

The character and condition of the food was watched. Where necessary, local officers increased the appointed ration in particular cases. Hurtful grains, such as "khasarie" dal, were excluded from the works, and vegetables and antiscorbutics were regularly supplied.

The same principles were carried out in poorhouses and hospitals. As regards the former, rules are laid down for their conduct in the Famine Code; but as the result of observation it was considered desirable to supplement them by suggestions which were accordingly prepared, and issued by Government.

These arrangements, which were settled and agreed upon before the institution of relief works, worked without difficulty, and the people soon fell in with the scheme. The Sanitary Commissioner, the Special Famine Medical Officers, the Civil Surgeons of districts, and the Deputy Sanitary Commissioners visited and inspected the works and camps at intervals, and the Public Works Officers in charge of the gangs selected and appointed the subordinates from among the workers. Weekly reports were submitted to the Sanitary Commissioner's office by the Special Famine Medical Officers, and Civil Surgeons and Deputy Sanitary Commissioners also reported as occasion required. Upon these reports, instructions—telegraphic or otherwise—were issued where necessary. On the occurrence of serious disease or other emergent matter, copies of reports were sent to this office by the Secretary to Government in the Public Works Department, and the Sanitary Commissioner was authorized to issue instructions direct to members of that Department to avoid dangerous delay. Throughout the whole course of famine relief measures no friction whatever occurred between the Public Works and Sanitary officers on the works; and it is largely to the assistance and co-operation of the former Department that the success of the sanitary arrangements was due.

To ensure early recognition of distress in any locality, special arrangements were made. The health and condition of the general population was reported on fortnightly to this office by all Civil Surgeons, and from these reports a general statement was compiled and submitted to Government. District Officers also telegraphed the death-rates of their districts month by month.

A circular letter was issued to all District Officers early in the year, requesting that measures might be taken so that all births and deaths in poorhouses and on relief works should be carefully recorded.

The following is a list of names of the special medical officers deputed on famine duty and placed under the Sanitary Commissioner by G. O. No. ⁸⁵⁶₈₋₉₉, dated 26th March 1897, and the districts to which they were posted:—

1. Surgeon-Lieutenant C. D. Dawes, Hamirpur and Jalaun districts.

2. Surgeon-Lieutenant A. R. Miller, Allahabad, Cawnpore, and Fatehpur districts.
3. Surgeon-Lieutenant H. R. Brown, Lucknow Division.
4. Military Assistant Surgeon H. A. Richardson, Jhānsi and Lalitpur.
5. Military Assistant Surgeon G. R. Haines, Banda.
6. Military Assistant Surgeon A. E. Clarke, Mirzapur.

Surgeon-Captains Westropp-White and Mulvany were also on famine duty for a short time.

Seventy-five vaccinators were also employed. A large number of medical subordinates also attended to the sanitation of camps in addition to their medical duties.

All the supervising sanitary officials worked well; but among the Famine Medical Officers I would more particularly mention Surgeon-Lieutenant H. R. Brown, I.M.S., and Military Assistant Surgeon H. A. Richardson, for intelligent and devoted attention to their duties under circumstances of much risk, difficulty, and discomfort. Of the Civil Surgeons I can only speak as regards their sanitary duties. These duties they, as well as the Deputy Sanitary Commissioners, discharged with zeal, industry, and ability. The work of Surgeon-Captain J. Garvie and Assistant Surgeon W. J. A. Hogan was particularly good. It is with the medical officers of districts and the Famine Medical Officers, ably and cordially assisted and supported by District authorities and Public Works Officers, that the principal credit lies of saving the provinces from widespread pestilence and epidemic disease.

Perhaps one of the most striking facts in connection with the prevalence of famine in these provinces was the immunity from epidemic disease which the people enjoyed. It was feared that, with large bodies of reduced people collected on relief works and in poorhouses, cholera and relapsing fever were likely to prevail extensively, and with plague in the country, an additional risk was added. But not a single case of the last disease occurred in any of the works or in the poorhouses, and relapsing fever was conspicuous by its absence. In the autumn of 1896 it was suspected that the disease was present in Hamírpur, but investigations on the spot by the Sanitary Commissioner and Civil Surgeon showed that this was not the case.

Small-pox was very prevalent in the winter and spring, and vaccination and revaccination were freely practised. It did not, however, particularly affect the most distressed tracts.

This prevalence of small-pox in a famine year has been noticed before. It was very fatal in 1878. That there is some connection between the two seems probable; but it is at present undetermined. It is very possible that lessened humidity of atmosphere may be a factor.

It has been found impossible to give the statistics of cholera upon the works, as distinct from those of cholera in the surrounding population, for a large proportion of the workers returned every night to their villages in the vicinity of the camps. The figures for entire districts have therefore been taken. Considering these data, it is found that whereas the average death-rate from this disease in these provinces for the period of from 1st September to 31st July was, for the ten years previous to 1896, 1.98 per mille, for the period from 1st September 1896 to July 31st, 1897 (that is when famine prevailed) it was only .96. And in the famine districts the exemption from disease was equally marked; the mortality from this cause being for the period of from 1st September 1896 to July 31st, 1897, 1.15 per mille against a decennial mean of 2.09. The opinion was

frequently expressed, that cholera was more often brought from the villages to the works than from the works to the villages.

It may be fairly contended that this low mortality was not entirely due to climatic conditions, for cholera by no means spared all tracts in this part of India, and, moreover, there were numerous outbreaks in the provinces, many sufficiently alarming at first, but which, however, fortunately rarely lasted long, and which usually subsided and disappeared with a change of locality and the substitution of a fresh unpolluted water-supply. Even allowing for the probability that a certain number of deaths escaped record, the fact remains that these provinces were undoubtedly much freer from epidemic disease in the famine period than during an ordinary year.

In the summer of 1896 the famine districts of Jhānsi and Bānda were stricken with severe outbreaks of cholera, and the areas were visited by Brigade Surgeon-Lieutenant-Colonel G. Hutcheson (who had temporarily returned to these provinces) and myself. The epidemic commenced in Jhānsi in April, and after a lull in May, attained its maximum in June, when 2,179 persons died. It subsided in August. The Bānda epidemic broke out with great virulence in May, when there was a mortality from this cause of 3,037. The frightened people ran away from the works. It decreased greatly in June, and practically disappeared in July. This epidemic was very instructive, and it was upon the facts and observations noted on the spot that most of the procedure subsequently adopted was based. The records of past famines have been searched in vain for any description of an organized scheme of sanitary arrangements on relief works or elsewhere, and the references to the subject are very meagre.

In July a substantial decline was observable, all districts which had suffered severely showing decreases. The disease almost disappeared in Bānda. In August, however, the provincial death-rate rose again to almost the same as that in June. In Gorakhpur there was a recrudescence of disease, and Hardoi returned 769 deaths. Jhānsi kept high, and there was a rise in Gonda. Disease appeared in a severe form in Bareilly and Garhwāl, and commenced in Moradabad, Shāhjahānpur, Almora, Naini Tal, and Aligarh.

September was the worst month of the year, deaths from cholera amounting to 12,926. Gorakhpur and Hardoi both suffered severely, but the brunt of disease fell on Bareilly, Moradabad, and Shāhjahānpur; Naini Tal also showed a high mortality.

In October disease abated in all the Rohilkhand districts except Shāhjahānpur and Pilibhīt; which latter district showed a considerable rise. No improvement was noticeable in Hardoi. Kheri showed a heavy mortality in this month. Deaths in Gorakhpur fell to less than half those of the preceding month.

With the advent of the cold weather a remarkable change occurred: the total number of deaths in the provinces falling from 9,169 in October to 1,340 in November. It almost entirely disappeared in December, only 226 deaths being reported.

In January and February 1897 the provinces were practically free from cholera. But in March a severe outbreak occurred on the extensive famine works in the south of the Allahabad district. The disease had been imported from Rewah, and the difficulties of the position were much increased by the great scarcity of water and the almost impossibility of maintaining its purity. At one time over 100 deaths were occurring daily. The crisis was a grave one. Cholera in these provinces at this time of the year almost invariably moves up-country, and with an epidemic of

such severity in an eastern district so early in the year, it was impossible to say how far it might not spread. On the 13th of March, therefore, a conference was held by His Honor the Lieutenant-Governor at Lucknow at which the Secretary to Government, Public Works Department, the Inspector-General of Civil Hospitals, the Sanitary Commissioner, the Commissioners of the Allahabad and Lucknow Divisions, the Collector of Allahabad, the Superintending Engineers and the Secretary to Government in the Scarcity Department, were present. After a full discussion, it was ultimately resolved to promptly break up the charges in the infected area, and return the people to their homes near which suitable employment on small village relief works was to be provided for all the villagers needing relief; the disbanded labourers to be provided with sufficient advances to enable them to exist until the new scheme of village works could be started in full working order. Any residuum of homeless wanderers or immigrants to be formed into small manageable charges, and employed in localities where a pure water-supply was available.

It was found possible, however, to break up the large works and disperse the labourers in manageable bodies over a large area of country without disbanding the whole body, or even maintaining them unemployed for more than a very few days. The scheme was accordingly carried out without any great expenditure: it doubtless saved many thousands of lives.

In April there was an increase of cholera, more especially in the famine districts, but even here it was below the decennial mean. The worst district was Banda. The provincial total was .05 as opposed to a normal mortality of .22. In the famine districts it was .10 as compared with .19.

Very similar remarks apply to May. The mortality in Banda still kept high. The provincial death-rate was .06 as opposed to a mean of .41, and in the famine districts it was .13 as opposed to .41.

In June a heavy mortality occurred in Hamirpur. This is usually a bad month, and the death-rate rose in accordance with anticipation. But it was considerably below the mean, both as regards the provincial death-rate and that in famine districts (.15 as opposed to .37 and .23 as opposed to .49).

In July the provincial death-rate from cholera was .16. Jalaun, Hardoi, Gorakhpur, Jhansi, Lucknow, and Gonda showed the greatest mortality. The normal death-rate from this cause was .30. In famine districts it was .27 against .43.

The general principles upon which the epidemics of cholera on relief

5. Measures adopted on the occurrence of cholera on relief works, in poor-houses, &c. works were dealt with, have been indicated in a former portion of this memorandum. They were briefly—

- (1) to remove the charges at once from the infected area;
- (2) to break them up into as small units as was compatible with supervision and discipline;
- (3) to carefully select and rigidly protect the water-supply on the new ground taken up—search parties being sent in advance for the purpose;
- (4) to destroy as much infected material, such as huts, old clothes, rags, &c., as possible;
- (5) to keep the site clean;
- (6) to isolate cases as they occurred.

Nearly every outbreak presented features of difficulty in carrying out all these precautions; but they, as a rule, were dealt with intelligently and well, and many of the reports submitted to this office are of considerable interest. As indicating the difficulties referred to, and as a history of a fairly typical outbreak, extracts from a report by Surgeon-Captain Westropp-White, Famine Medical Officer in Jhānsi, are subjoined:—

“ I received orders to proceed to Bunt on the 12th May 1897, and arrived there that night, where I found Mr. Hoare, C.S., and Lieutenant Anderson, I.S.C. It appears cholera first made its appearance on the works on the 3rd instant, among the coolies on the road between Pali and Kaithora, with five seizures and four deaths. Since then the following were the seizures and deaths, as reported by Hospital Assistant Abdul Raza Khan:—

Date.	Seizures.	Deaths in hospital.	Deaths out of hospital.
4th	6	2	2
5th	6	3	2
6th	5	3	...
7th	7	3	1
8th	7	4	2
9th	5	3	3
10th	4	2	4
11th	1	1	...
12th	1	1	4
18th	3	...	1
Total	45	22	20
Including those on the 3rd instant ...	5	...	4
GRAND TOTAL ...	50	22	24

“ On the 13th instant a report came in from the Assistant Superintendent of Police at Lalitpur of the following cases, which had occurred in the villages close to the works:—

	Seizures.	Deaths.
7th. Murowra Lehar	2	2
„ Narhat Kakarwa	3	1
8th. Ditto	3	1
„ Birdha Bhainsai	2	2
„ Ditto Salaya	2	2
9th. Bantha Richlapur and Patowa ...	11	7
10th. Birdha Richlapur, Barodia, and Ezab ...	13	11
Total	35	26

“ This table comprises entirely fugitives from the works, as these villages had all been free from cholera before the outbreak on the 3rd; and it is known that several parties bolted home to their villages on the occurrence of the outbreak.

“ As mentioned, the outbreak occurred on the works between the villages of Pali and Kaithora, and it was found there existed a nāla containing stagnant, shallow, and filthy water, running parallel to, and about 200 yards from, the road near the village of Bungaria, from which the workers had taken water, and which undoubtedly and primarily caused the outbreak. Mr. Hoare informs me there was an outbreak of cholera in this

same place last year, and was traced to the water in this nála. There exists a similar nála with stagnant putrid water, running parallel to the road, for about $\frac{1}{4}$ mile and only 200 yards from the works, beyond the village of Pali, the "Khasua" nála. Guards have been placed along this nála at regular intervals to prevent the workers coming for water.

"*Water-supply.*—The inspecting officers, Mr. Hoare and Lieutenant Anderson, tell me the water-supply was the main difficulty.

"The water is now procured from wells entirely, good wells being at Bunt, Pali, and Thuggoree, and guards mounted over them for protection. These wells have all been disinfected as far as possible with permanganate of potassium, and 62 water-carts are in constant use, conveying water up and down the line, and seem to answer efficiently. There are several wells around Bunt which have been disinfected, and Mr. Hoare and I again last evening had them permanganated and closed for a few days, as Bunt will be the chief water-supply when the works are on the road from Bunt towards Jhaklaun, there being little or no reliable water source towards Jhaklaun, and it will be absolutely necessary to rely on and protect the Bunt supply. A survey party was also ordered forward towards Jhaklaun to report on water-supply, with a view to guarding nálas, and for the disinfection and protection of good wells near the road before the gangs of workers were sent forward between Bunt and Jhaklaun.

"The tank at Bunt and a small nála close by, containing stagnant water, have been ordered to be rigidly guarded, and eight guards were to have been mounted to-day. Some wells have been completely closed, and one, near Pali village from which the water seemed suspicious, was also closed, and a guard mounted to prevent water being drawn. There are some 70 or 80 small *kachcha* wells close to Pali, and not far from the works, containing suspicious water, which is drawn for cultivation purposes: *pán* being largely grown here and a great source of revenue. It was found impossible to disinfect these small wells, so guards were placed over them and the water only allowed to be drawn by the villagers for the *pán* irrigation.

"*Conservancy.*—The conservancy arrangements are necessarily primitive, flags are used and placed from 250 to 300 yards from the road, and overseers have strict orders to see that workers go beyond them. I suggested trenches being dug, but was informed it was impracticable, as the line extends close on four miles and is constantly moving.

"The Hospital Assistant has been instructed to find out at once, from what gang any new case of cholera appears; also the village the patient belongs to, and if possible, from what well or source of water the supply came from; also to ascertain if any cases have occurred in the particular village. The inspecting officers have been recommended to move gangs on the appearance of cholera among them, and this, Mr. Hoare tells me, he has been doing, separating infected from disinfected, or rather free gangs: moving the former or infected gangs back along the works beyond Pali, where the first outbreak occurred. The way this movement has been carried out is as follows:—

"No cholera appeared among the gangs in front of Pali. On the outbreak occurring the whole body of workers were moved forward; those free of the disease being well pushed forward between Pali and Bunt; a long interval separating them from the infected gangs behind, who were in turn brought forward towards Pali, thus vacating the ground, which they, the infected gangs, had previously occupied. This had the desired

effect, and cholera among the gangs ceased: dropping cases occurring among the villages to which infected individuals had bolted."

These proceedings were completely successful, and the disease disappeared.

As regards poorhouses, the proceedings found most successful when cholera broke out, were—

- (1) to change the water-supply, closing present, and probably infected, supply: wells to be disinfected with permanganate of potash before use;
- (2) to destroy any food (except grain), actually stored in the poorhouse at the time;
- (3) to remove three inches of earth from the floor of the barracks;
- (4) to fill up trenches in the latrine in use, burn the screens, and erect another latrine on an entirely new site;
- (5) to wash down all drains with a solution of perchloride of mercury (1 in 1,000) and hydrochloric acid;
- (6) to reduce the population by drafting off gangs to other localities. For this purpose, the inmates to be broken up into small gangs taken from the least infected barracks. If they remained free from disease for five days, they were made to bathe, their clothes were all carefully disinfected, and they were then drafted to other poorhouses or suitable localities.

These measures were usually efficacious.

While these sheets were passing through the press, the mortality returns for August and September have come to hand. They indicate, as was to be expected, a distinct rise above the normal, but not sufficiently marked to materially affect the general results! The provincial mortality in August was 3·34 as opposed to a normal of 2·73 and in September 3·86 as opposed to 3·01, giving an excess mortality in the first month of ·61 and in the latter of ·85 per mille. It was almost entirely due to malaria, acting on an enfeebled population, and naturally the distressed tracts suffered the most. In August, the worst districts were Hamirpur (6·62), Jalaun (6·19), Lucknow (6·07), Hardoi (5·72), and Azamgarh (5·02). In September, Jalaun with 9·34, Hamirpur with 8·93, Agra with 7·75, and Lucknow with 5·22 showed the highest death-rates. In anticipation of this increased mortality from fever, large quantities of quinine had been procured and gratuitously distributed throughout the Provinces.

In both months the mortality from cholera was distinctly below the average.

The final result is that these Provinces have emerged from a struggle of great severity with a total mortality very slightly above the normal. And that even in the famine districts the number of lives lost was not much greater than in a bad cholera year. The years 1890 and 1894 showed far higher death-rates. As regards epidemic diseases, the mortality was much below the average. These satisfactory results I believe to be due to—

Firstly—A greatly diminished prevalence of malarial fever in the autumn of 1896, as a consequence of the premature cessation of the rains.

Secondly—The efficiency of relief measures throughout the Provinces.

Thirdly—The early stamping out of epidemic disease.

It may be interesting, in conclusion, to compare the mortality during 1896-97 with that in some recent famine periods. On account, however, of the comparatively recent introduction of vital registration in these Provinces, it is found that practically the only two periods which afford the requisite data are the famine years 1868-69 and 1877-78, and even then the registration was far from reliable. Prior to these periods it is well known that these provinces suffered from many very destructive famines; but, as Mr. Girdlestone stated in his report on past famines, it was out of the question to give any reliable account of the mortality which resulted.

These earlier famines, occurring at a period when communication was difficult and uncertain, appear to have differed in character from those in more recent times. They were true famines of food; whereas the later ones may more correctly be described as famines of labour. Food was usually available: what was wanted was the wherewithal to purchase it. This was supplied in the form of wages by the State.

During the period of 1868-69 mortality statistics were available, though confessedly very imperfect. The death-rate in 1868 is given as 10·8 per mille, and that in 1869 as 17·9 per mille. Both are obviously under-statements; but the great rise in mortality in 1869 as compared with that in 1868 is most significant, as there is no reason to suppose registration was any better in one year than the other. The next period to be considered is that of the years 1877-78. During the eight months from November 1877 to June 1878, the death-rate had risen to 32·95 per mille per annum as compared with 16·86 per mille in the previous year. Registration was still undoubtedly very defective, and although it appears to have been considered at the time that deaths were more fully reported during the famine period than formerly, it is now difficult to say whether this was so or not. The position, however, had been probably well gauged by the Famine Commissioners when they wrote in 1880: "Lastly, the mortality in the Provinces was extremely great, amounting to very nearly double the average in the 14 months from November 1877 to December 1878, or to an excess number of about 1,250,000 deaths. Small-pox, fever, and bowel diseases were the chief registered causes, and these epidemics were extremely virulent, but doubtless a large portion of the deaths was due to the pressure of want. At the same time it is important to record that the amount of grain procurable for a rupee never fell much below 26lbs."

This last sentence is worthy of note. During the present famine, prices have ruled much higher than in 1877-78, yet the rise in mortality has been comparatively insignificant. As regards the distressed tracts particularly, no doubt the explanation lies in the efficiency of the relief directly offered; but when it is remembered that for a long period the food purchasing power of the wage of the labouring classes in these Provinces had been reduced by at least one-third or one-half, it would certainly appear that the reserve power of resistance to privation and disease, as the result of well-being, was greater at the period of commencement of the present famine than has ever been the case in former times.

S. J. THOMSON, D. P. H. CAMB., SURG.-LIEUT.-COL.,

Sanitary Commissioner, N.-W. P. and Oudh.

TABLE A.—Showing death-rate from all causes and Cholera in the Famines and Scarcity districts of the North-Western Provinces and Oudh as compared with decennial average.

District.	September.				October.				November.				December.				January.				February.				
	All causes.		Cholera.		All causes.		Cholera.		All causes.		Cholera.		All causes.		Cholera.		All causes.		Cholera.		All causes.		Cholera.		
	1886—95.	1896.	1886—95.	1896.	1886—95.	1896.	1886—95.	1896.	1886—95.	1896.	1886—95.	1896.	1886—95.	1896.	1886—95.	1896.	1887—96.	1897.	1887—96.	1897.	1887—96.	1897.	1887—96.	1897.	
<i>Famine Districts.</i>																									
Agra	3.23	2.90	.07	...	3.84	2.84	.01	...	2.88	2.28	2.89	2.31	2.45	2.11	2.04	1.73	
Etawah	3.25	2.55	.18	...	3.44	2.43	.03	...	3.12	2.14	2.77	2.38	2.34	2.71	2.13	2.01	
Cawnpore	3.84	2.43	.21	...	4.11	2.59	.07	...	3.52	2.37	3.32	2.82	2.49	2.86	2.16	2.47	
Fatehpur	3.07	2.32	.05	...	4.00	2.26	.05	...	4.80	2.80	.01	...	3.87	4.66	.01	3.82	6.36	.01	...	2.40	6.11
Banda	2.86	3.84	.01	...	3.47	4.20	3.43	4.39	3.26	4.71	2.50	5.10	2.22	4.81	
Hamsapur	4.36	6.78	.09	.06	4.87	8.06	.01	...	4.44	6.13	3.52	5.35	2.78	5.03	2.39	3.64	
Allahabad	2.83	2.62	.06	.01	3.38	2.37	.05	.02	3.22	2.08	.02	...	2.80	3.84	.01	...	2.17	3.55	1.93	3.48	.04	.02	
Jhansi	3.71	7.09	.09	.25	4.18	7.37	.04	.04	3.75	5.86	3.24	5.29	2.73	4.92	2.42	4.16	
Jalaun	3.98	3.05	.07	.10	4.85	3.24	.01	.01	4.24	3.01	3.68	3.29	2.78	3.29	2.49	2.75	
Mirzapur	3.18	2.99	.04	.01	3.36	2.54	.02	...	2.97	2.23	.01	...	2.66	2.95	.01	...	2.14	3.99	1.81	3.80	.02	...	
Jaunpur	2.61	1.57	.07	...	2.74	1.65	.04	...	2.67	1.84	.01	...	2.27	2.22	.01	...	1.79	2.80	1.59	3.25	.04	.08	
Gorakhpur	2.32	2.89	.13	.52	2.84	2.52	.20	.22	2.91	2.38	.13	.03	2.68	2.62	.04	...	2.89	3.26	1.67	2.84	.01	...	
Azamgarh	3.17	1.58	.25	.01	3.48	1.60	.28	...	2.90	1.84	.09	...	2.43	2.32	.03	...	1.83	2.97	.01	...	1.48	2.75	.01	.01	
Lucknow	3.53	2.19	.25	.02	3.80	2.01	.32	.01	3.72	2.25	.30	...	3.04	3.20	.06	...	2.41	3.87	2.12	3.33	
Unao	3.37	1.69	.17	...	3.61	1.96	.15	...	3.04	1.73	.06	...	2.62	2.69	.01	...	2.20	3.63	1.81	3.81	
Rae Bareilly	2.66	1.62	.06	...	3.03	2.01	.09	...	3.01	2.37	.10	...	3.30	3.71	.26	...	3.50	4.81	.10	...	2.00	4.38	.01	...	
Sitapur	3.22	2.68	.64	.30	3.59	2.90	.65	.55	3.55	2.03	.44	.05	2.80	2.61	.22	...	2.19	2.52	.04	...	1.87	3.30	.01	.01	
Hardoi	3.65	4.99	.53	1.17	4.37	4.43	1.00	1.16	3.40	2.76	.36	.04	2.57	3.49	.03	.01	2.05	4.39	1.66	4.00	
Bara Banki	2.95	1.90	.18	.02	3.21	1.74	.19	...	2.98	1.66	.17	...	2.84	2.13	.09	...	2.28	2.15	.01	...	2.06	1.95	
Total	3.09	2.78	.17	.17	3.49	2.74	.19	.13	3.23	2.52	.10	.01	2.86	3.06	.04	...	2.25	3.49	.01	...	1.91	3.14	.01	.01	
<i>Scarcity Districts.</i>																									
Dehra Dun	2.07	2.58	.10	.09	2.16	2.85	.12	.01	2.01	2.40	.04	...	1.99	2.09	1.83	2.29	1.78	1.85	
Muttra	2.82	2.42	.02	.01	3.20	2.27	3.30	2.29	3.05	2.17	2.60	1.83	2.23	1.29	
Farukhabad	3.49	2.48	.27	...	3.78	2.88	.17	.01	3.43	2.50	.02	...	3.19	2.81	2.63	3.89	3.35	3.69	
Mainpuri	2.37	2.12	.12	...	2.55	2.10	.07	...	2.18	2.27	.01	...	2.71	2.67	2.15	2.89	1.87	1.90	
Etah	2.99	2.67	.13	.03	3.47	2.83	.06	...	3.03	2.64	.01	...	3.01	2.22	2.58	2.53	2.16	2.30	
Barilly	3.60	6.83	.48	2.04	4.93	8.83	.71	.98	4.21	6.07	.16	.14	3.33	4.55	.02	.06	2.36	2.85	1.84	2.15	
Bijnor	3.18	4.17	.31	.73	4.15	4.47	.23	.86	3.94	3.53	.03	...	3.45	3.51	2.83	3.48	2.12	2.36	
Budaula	3.55	3.16	.27	...	4.42	3.45	.19	...	3.24	2.80	.04	...	3.35	3.35	.02	...	2.96	3.52	1.86	3.19	
Moradabad	4.62	6.53	.55	1.68	5.61	6.90	.22	.80	4.75	4.14	.02	.04	4.04	3.54	2.93	3.33	2.25	2.59	
Shahjahanpur	3.84	6.98	.62	1.65	5.56	7.59	1.32	1.80	4.18	4.23	.48	.06	3.36	3.80	.06	...	2.48	3.37	1.90	3.00	
Pilibhit	3.13	6.18	.53	.65	4.66	9.10	1.06	1.44	4.50	7.16	.89	.73	4.18	4.81	.02	...	2.69	3.00	2.18	2.02	
Bonares	3.33	2.75	.15	.01	3.80	2.63	.08	.02	3.15	2.28	.02	.01	2.95	2.64	.01	...	2.20	2.61	.01	...	2.00	2.50	.05	...	
Beeti	3.10	2.15	.06	.18	2.64	2.19	.11	.11	3.01	2.17	.37	.04	3.17	2.74	.43	.02	2.26	2.55	.02	...	1.73	2.69	.01	...	
Kheri	3.09	4.10	.59	.49	4.09	4.76	.95	.93	4.30	3.60	.59	.24	3.69	2.94	.23	...	2.77	2.67	.04	...	2.20	2.16	.01	...	
Fyzabad	2.71	1.71	.05	.04	3.21	2.22	.13	.09	3.44	2.75	.41	.08	3.54	2.95	.44	.01	2.31	2.98	.05	...	1.76	2.35	.03	...	
Gonda	2.58	2.55	.17	.18	2.89	2.56	.19	.06	3.15	2.91	.19	.01	3.05	3.31	.13	.01	2.20	3.38	1.80	3.20	
Sultanpurh	2.62	1.65	.08	...	3.01	1.88	.08	...	3.33	2.17	.32	...	3.66	2.93	.64	...	2.42	3.19	.12	...	1.84	3.27	.04	...	
Partargarh	2.30	1.69	.01	...	2.60	2.09	.04	...	2.84	1.83	.03	...	2.93	2.70	.03	...	2.15	3.21	.02	...	1.40	3.84	.05	...	
Total	3.04	3.88	.24	.45	3.69	3.81	.80	.85	3.49	3.12	.19	.06	3.31	3.12	.15	...	2.44	2.93	.02	...	1.97	2.63	.01	...	

TABLE A.—Showing death-rate from all causes and Cholera in the Famine and Scarcity districts of the North-Western Provinces and Oudh as compared with decennial average—(concluded).

Districts.	March.				April.				May.				June.				July.				Total.			
	All causes.		Cholera.		All causes.		Cholera.		All causes.		Cholera.		All causes.		Cholera.		All causes.		Cholera.		All causes.		Cholera.	
	1887-86.	1897.	1887-86.	1897.	1887-86.	1897.	1887-86.	1897.	1887-86.	1897.	1887-86.	1897.	1887-86.	1897.	1887-86.	1897.	1887-86.	1897.	Previous 10-year period.	Present famine period.	Previous 10-year period.	Present famine period.		
<i>Famine Districts.</i>																								
Agra ...	2.24	1.95	2.62	2.05	.01	...	2.77	2.61	.04	.11	2.54	2.94	.11	.38	2.25	2.63	.09	.15	29.24	25.81	.33	.65
Etawah ...	2.29	2.22	2.26	2.65	2.52	2.80	.01	.02	2.29	2.61	.06	.07	2.20	2.20	.22	.14	23.61	26.71	.50	.24
Cawnpore ...	2.87	2.7702	2.71	2.90	.01	.04	3.06	2.83	.07	.06	2.88	2.62	.10	.07	2.91	2.70	.33	.06	33.88	29.37	.61	.25
Fatehpur ...	2.47	6.83	.01	.08	2.44	4.55	.05	.09	3.05	4.03	.32	.42	3.01	3.61	.68	.58	2.51	2.68	.36	.04	33.95	46.22	1.57	1.17
Banda ...	2.11	5.09	.01	.10	1.88	5.23	.06	.98	2.82	4.72	.66	.92	3.30	3.60	1.25	.53	2.94	2.62	.74	.18	31.08	43.34	2.73	2.72
Hamirpur ...	2.18	3.41	2.10	2.15	.01	...	2.87	2.97	.18	.40	3.27	4.97	.36	2.03	4.19	3.80	1.09	.17	36.99	52.30	1.76	2.66
Allahabad ...	2.21	5.40	.09	.46	2.47	4.41	.22	.49	2.90	2.98	.51	.40	2.57	3.09	.50	.53	2.28	2.45	.27	.09	28.74	35.85	1.78	2.03
Jhansi ...	2.63	3.73	2.78	2.59	.20	.06	2.97	2.73	.20	.24	3.76	3.25	.90	.64	3.54	3.18	.78	.40	35.68	50.18	2.24	1.63
Jalaun ...	2.36	3.09	2.32	2.63	2.97	2.59	.03	...	3.55	3.67	.62	.59	3.54	4.39	.98	1.01	36.73	35.02	1.71	1.71
Mirzapur ...	2.26	4.86	.13	.10	2.93	4.82	.35	.23	3.10	3.97	.56	.15	2.69	3.45	.44	.48	2.65	3.33	.33	.21	29.76	39.48	1.91	1.19
Jaunpur ...	1.97	3.23	.25	.15	2.72	3.86	.72	.10	2.79	3.15	.73	.07	2.08	2.48	.34	.22	2.02	2.83	.18	.20	25.27	27.39	2.40	.83
Gorakhpur ...	1.76	2.69	.06	...	2.28	2.57	.34	.01	2.87	2.11	.72	.04	2.39	2.10	.57	.19	2.13	3.20	.32	.38	25.93	29.18	2.53	1.41
Azamgarh ...	1.76	2.71	.06	.01	2.28	2.62	.30	...	2.56	2.26	.48	.02	2.21	2.36	.36	.06	2.27	3.89	.36	.19	26.37	26.90	2.22	.31
Lucknow ...	2.43	3.8001	3.18	3.91	.01	...	3.40	3.41	.11	.05	3.07	3.06	.26	.13	3.36	4.89	.58	.96	34.05	35.94	1.91	1.18
Unao ...	2.20	3.86	2.83	3.52	.02	.01	3.31	3.08	.10	.02	3.05	2.34	.36	.05	3.08	2.91	.68	.05	31.11	30.74	1.65	.14
Rae Bareilly ...	2.24	5.42	.02	...	2.74	5.21	.19	.01	3.59	4.01	.79	...	3.71	2.95	1.44	.05	3.71	2.94	.74	.25	31.48	39.45	3.83	.32
Sitapur ...	2.04	2.49	.02	...	2.80	3.68	.09	...	3.03	3.39	.15	...	2.65	2.96	.17	.01	2.28	2.70	.20	.09	30.02	30.88	2.65	1.02
Hardoi ...	1.89	4.71	2.41	5.27	2.72	3.51	.01	...	2.34	2.95	.03	.21	2.52	4.37	.81	.78	29.44	44.89	2.27	3.38
Bara Banki ...	2.39	2.54	.01	...	3.13	3.11	.18	...	4.24	3.36	.75	.01	4.03	2.87	1.02	.02	3.38	3.22	.90	.14	33.51	26.64	3.52	.20
Total ...	2.13	3.60	.04	.06	2.57	3.52	.19	.10	3.01	3.05	.41	.13	2.79	2.84	.49	.08	2.61	3.20	.43	.27	29.94	33.95	2.09	1.15
<i>Scarcity Districts.</i>																								
Dehra Dun ...	1.80	1.69	.02	...	2.63	2.04	.45	...	2.93	2.40	.35	...	2.86	1.77	.57	...	2.35	1.92	.42	...	24.45	23.87	3.09	.11
Muttra ...	2.12	1.31	2.66	1.75	.08	...	2.54	1.78	.09	...	2.41	2.37	.16	.40	1.82	1.73	.05	.05	28.74	21.28	.37	.48
Farukhabad ...	2.59	3.26	2.96	3.72	2.84	3.44	.01	...	2.36	2.60	.03	...	2.51	2.55	.28	...	32.15	31.82	.79	.02
Mainpuri ...	1.81	2.02	2.16	2.39	.01	...	2.07	2.21	.03	...	1.93	1.98	.08	...	1.78	1.65	.10	.06	23.60	23.85	.42	.06
Etah ...	2.20	2.75	2.68	3.25	.01	...	2.81	3.01	.03	...	2.40	2.57	.08	...	2.05	2.48	.04	...	29.85	29.21	.37	.04
Bareilly ...	2.05	2.48	2.35	3.01	2.79	2.77	.02	...	2.35	2.15	.01	...	2.11	2.10	.02	...	31.93	43.29	1.43	3.23
Bijnor ...	2.36	3.32	2.85	3.78	.02	...	3.59	3.82	.06	...	2.93	2.22	2.14	1.93	.01	...	33.52	36.59	.67	1.09
Budaun ...	1.99	3.56	2.16	3.82	2.38	2.85	.01	...	2.12	2.22	.01	...	1.97	2.21	.03	...	29.43	34.16	.57	.01
Moradabad ...	2.47	2.84	2.76	2.88	3.25	3.04	.01	...	2.72	1.96	2.39	1.95	.02	...	37.78	39.75	.84	2.54
Shahjahanpur ...	2.06	3.69	2.68	3.69	.02	...	2.87	3.02	.05	...	2.40	2.20	.02	...	2.35	2.35	.04	.03	33.65	43.38	2.62	3.54
Pilibhit ...	2.22	2.22	2.62	2.75	.01	...	2.98	3.31	.01	...	2.61	1.85	.03	...	2.24	1.96	.05	...	34.22	43.44	2.10	2.83
Benares ...	2.48	3.15	.28	.05	2.82	3.57	.40	.09	2.66	3.27	.31	.19	2.32	3.21	.24	.31	2.62	3.76	.23	.18	29.84	32.88	1.79	.88
Basti ...	1.88	2.62	.09	...	2.67	2.95	.77	.01	3.36	2.35	1.34	.01	2.42	2.50	.67	.15	1.97	2.80	.24	.22	27.20	27.73	4.14	.76
Kheri ...	2.27	2.53	.02	...	3.22	3.47	.20	...	3.29	3.23	.22	...	2.74	2.47	.08	...	2.27	2.50	.07	...	33.91	34.33	3.00	1.67
Fyzabad ...	1.95	2.50	.11	.01	3.01	3.39	.64	...	3.31	2.20	.82	.01	2.44	1.81	.32	.01	2.29	2.70	.25	.06	29.97	26.51	3.27	.33
Gonda ...	2.16	4.32	.07	...	1.12	4.03	.76	.01	4.28	3.72	1.54	.02	3.30	3.13	.98	.13	2.52	3.77	.36	.40	31.33	36.90	4.42	.83
Sultanpur ...	2.05	3.97	.11	.02	2.85	4.62	.55	...	3.41	3.59	.81	.01	3.17	2.44	.90	.01	2.51	2.57	.46	.01	30.88	32.27	4.08	.05
Partabgarh ...	2.02	4.80	.26	.03	3.01	4.23	.98	.05	3.07	3.66	.95	.07	2.49	2.32	.68	.14	2.24	2.16	.84	.02	27.51	32.54	3.41	.32
Total ...	2.14	3.07	.06	.01	2.77	3.33	.32	.01	3.10	2.97	.48	.02	2.56	2.38	.31	.07	2.23	2.52	.17	.08	30.74	33.26	2.26	1.07

[Supplement to Table A.]

Statement showing the Mortality from all causes in the Famine and Scarcity districts of the North-Western Provinces and Oudh during August and September 1897.

Districts.	August.		September.		Total from September 1896 to September 1897.	
	Average, 1887-96.	Actual.	Average, 1887-96.	Actual.	Previous 10 years period.	Present famine period.
	Agra	2.89	4.17	3.23	7.75	35.36
Etawah	2.96	3.08	3.12	4.26	34.69	34.05
Cawnpore	3.45	2.81	3.68	3.67	40.51	35.85
Fatehpur	2.67	2.93	3.01	3.88	39.63	53.03
Banda	2.54	2.61	2.98	4.05	36.60	54.92
Hamirpur	4.52	6.62	4.63	8.93	46.14	67.85
Allahabad	2.52	2.70	2.87	3.64	34.13	42.19
Jhansi	4.03	4.40	4.04	5.15	43.75	59.73
Jalaun	3.65	6.19	3.82	9.34	44.20	50.55
Mirzapur	2.98	4.57	3.17	4.76	35.91	43.56
Jaunpur	2.39	3.18	2.38	3.11	30.04	33.63
Gorakhpur	2.33	4.09	2.36	3.56	30.62	36.83
Azamgarh	2.70	5.02	2.83	4.62	31.90	36.54
Lucknow	3.91	6.07	3.38	5.22	41.34	47.16
Unao	3.51	3.26	3.17	4.15	37.79	38.15
Rao Baroli	2.56	3.64	2.48	4.09	36.52	47.18
Sitapur	2.55	3.11	3.15	4.10	35.72	38.09
Hardoi	3.30	5.72	3.68	4.82	36.42	55.43
Bara Banki	3.20	3.35	2.81	2.72	39.52	32.70
Total	2.92	3.96	3.03	4.42	32.80	39.55
Dehra Dún	2.52	1.80	2.18	1.99	29.15	27.66
Muttra	2.23	2.00	2.83	4.75	33.80	23.04
Farukhabad	3.16	2.78	3.33	3.23	38.64	37.83
Mainpuri	2.10	1.87	2.35	2.58	28.05	23.26
Etah	2.43	2.59	3.00	3.71	34.78	35.51
Barcilly	2.65	2.68	3.62	4.54	38.20	50.47
Bijnor	2.47	2.30	3.25	3.27	39.24	42.16
Budann	2.43	2.46	3.33	3.35	35.19	39.97
Moradabad	3.16	2.62	4.66	4.60	45.60	46.07
Shahjahanpur	2.96	3.93	4.08	4.76	40.60	52.07
Pilibhit	2.64	2.27	3.50	5.11	40.36	50.82
Benares	3.32	4.89	3.22	4.63	36.38	41.90
Basti	1.98	2.59	2.06	2.45	31.24	32.77
Kheri	2.63	2.95	3.27	3.31	39.81	40.59
Fyzabad	2.41	3.69	2.55	3.13	34.93	33.83
Gonda	2.54	4.84	2.55	3.85	36.42	45.59
Sultanpur	2.39	2.82	2.46	2.92	35.73	38.01
Partabgarh	2.06	2.59	2.12	3.50	31.69	33.63
Total	2.55	3.02	3.01	3.64	33.26	36.53

TABLE B.—Showing death-rate from Cholera in the Famine districts as compared with decennial average.

District.	Death-rate from Cholera.											Death-rate per mille of 11 months, September 1896 to July 1897.	Average death-rate per mille for same 11 months in 10 preceding years.
	September 1896.	October 1896.	November 1896.	December 1896.	January 1897.	February 1897.	March 1897.	April 1897.	May 1897.	June 1897.	July 1897.		
Agra	·11	·38	·15	·65	·33
Etawah	·02	·07	·14	·24	·50
Cawnpore	·02	·04	·06	·07	·06	·25	·81
Fatehpur	·03	·09	·42	·58	·04	1·17	1·57
Banda	·10	·98	·92	·52	·18	2·72	2·78
Hamirpur	·06	·40	2·08	·17	2·66	1·76
Allahabad	·01	·02	·02	·46	·49	·40	·53	·09	2·03	1·78
Jhansi	·25	·04	·06	·24	·64	·40	1·63	2·24
Jalaun	·10	·01	·59	1·01	1·71	1·71
Mirzapur	·01	·01	·10	·23	·15	·48	·21	1·19	1·91
Jaunpur	·08	·15	·10	·07	·22	·20	·89	2·40
Gorakhpur	·52	·22	·03	·01	·04	·19	·38	1·41	2·53
Asamgarh	·01	·01	·01	...	·02	·06	·19	·81	2·22
Lucknow	·02	·01	·01	...	·05	·13	·96	1·18	1·91
Unao	·01	·02	·05	·05	·14	1·55
Rae Bareli	·01	...	·05	·25	·32	3·82
Sitapur	·30	·55	·05	·01	·01	·09	1·02	2·65
Hardoi	1·17	1·16	·04	·01	·21	·78	3·38	2·27
Bara Banki	·02	·01	·02	·14	·20	3·52

(140)

TABLE C.—Showing death-rate from Small-pox in the Famine districts as compared with decennial averages.

District.	Death-rate from Small-pox.											Death-rate per-mille of 11 months, September 1896 to July 1897.	Average death-rate per mille for same 11 months in 10 preceding years.
	September 1896.	October 1896.	November 1896.	December 1896.	January 1897.	February 1897.	March 1897.	April 1897.	May 1897.	June 1897.	July 1897.		
Agra	·01	·01	·05	·23
Etawah ...	·02	·01	·04	·05	·07	·09	·11	·23	·35	·28	·14	1·39	·58
Cawnpore	·01	·02	·02	·02	·01	·09	·10
Fatehpur	·01	·02	·04	·04	·02	·02	·04	·05	·02	·01	·29	·40
Banda ...	·06	·03	·09	·20	·31	·29	·32	·27	·13	·05	·03	1·78	·31
Hamirpur	·01	·03	·02	·03	·01	·05	·04	·01	·22	·14
Allahabad ...	·14	·04	·05	·15	·14	·09	·16	·28	·21	·13	·07	1·46	·54
Jhansi ...	·02	...	·01	·01	·01	·01	·02	·02	...	·11	·92
Jalaun ...	·02	·01	...	·01	·01	·06	·25
Mirzapur ...	·06	·05	·09	·21	·42	·42	·85	1·03	·87	·43	·23	4·68	·30
Jaunpur ...	·02	·01	·05	·12	·21	·36	·85	1·64	1·39	·66	·23	5·60	·25
Gorakhpur ...	·01	·01	·03	·03	·10	·21	·25	·17	·15	·95	·64
Azamgarh	·02	·02	·06	·08	·18	·43	·48	·33	·19	1·81	·38
Lucknow ...	·03	·01	·01	·04	·05	·03	·09	·12	·09	·04	·01	·52	·62
Unao ...	·03	·02	·09	·13	·13	·10	·14	·24	·21	·10	04	1·25	1·47
Rae Bareilly ...	·04	·02	·09	·20	·27	·24	·64	1·28	1·17	·63	·25	4·83	·89
Sitapur	·01	·04	·06	·08	·18	·62	·69	·50	·28	2·47	·84
Hardoi ...	·03	·03	·05	·19	·38	·50	·80	1·86	·85	·38	·10	4·67	1·07
Bara Banki ...	·01	·01	·04	·07	·13	·09	·15	·85	·82	·17	·14	1·47	·59

TABLE D.—Showing death-rate from Fever in the Famine districts as compared with decennial average.

District.	Death-rate from Fever.											Death-rate per mille of 11 months, September 1896 to July 1897.	Average death rate per mille for same 11 months in 10 preceding years.
	September 1896.	October 1896.	November 1896.	December 1896.	January 1897.	February 1897.	March 1897.	April 1897.	May 1897.	June 1897.	July 1897.		
Agra	2.00	1.64	1.63	1.76	1.55	1.33	1.48	1.60	1.97	1.99	1.87	18.83	22.92
Etáwah	1.82	1.84	1.65	1.84	2.10	1.52	1.72	1.92	1.93	1.78	1.47	19.59	23.82
Cawnpore	1.71	1.89	1.80	2.09	2.13	1.93	2.17	2.22	2.14	1.95	1.99	22.03	25.85
Fatehpur	1.63	1.76	2.31	3.80	4.83	3.84	3.84	2.68	2.44	2.14	1.81	31.09	25.78
Bánda	2.93	3.32	3.45	3.45	3.75	3.87	3.57	2.81	2.71	2.16	1.67	33.70	22.45
Hamírpur	5.48	6.85	5.12	4.34	4.13	2.97	2.61	1.53	1.92	2.07	2.89	39.93	24.83
Allahabad	1.86	1.85	1.64	2.50	2.65	2.51	3.25	2.73	1.87	1.95	1.92	24.73	22.29
Jhánsi	4.54	5.24	4.03	3.42	3.02	2.51	2.23	1.50	1.54	1.66	1.81	31.50	18.71
Jalaun	2.26	2.61	2.51	2.77	2.87	2.30	2.41	2.08	2.11	2.31	2.51	26.76	24.97
Mirzapur	2.25	1.89	1.66	2.17	2.93	2.54	2.84	2.57	2.21	1.81	2.53	25.45	22.19
Janapur	1.21	1.39	1.55	1.80	1.81	1.56	1.94	1.83	1.45	1.32	2.03	17.91	19.79
Gorakhpur	1.34	1.52	1.59	1.98	2.02	1.72	1.70	1.51	1.14	1.10	1.87	17.50	12.80
Asamgarh	1.21	1.25	1.51	1.82	2.38	2.24	2.04	1.65	1.32	1.47	2.93	19.81	18.91
Lucknow	1.59	1.57	1.72	2.47	3.03	2.65	2.89	2.94	2.62	2.38	3.26	27.14	25.01
Unao	1.46	1.61	1.88	2.08	3.19	2.87	3.39	2.85	2.38	1.86	2.39	25.49	23.67
Rae Baróli	1.02	1.44	1.71	2.54	3.31	3.21	3.49	2.63	1.86	1.59	1.81	24.62	21.32
Sítapur	2.11	2.15	2.37	3.34	2.23	1.96	1.91	2.23	1.70	1.61	1.71	22.33	23.38
Hardol	3.27	2.89	2.34	2.85	3.43	3.08	3.44	3.33	2.16	1.92	2.98	31.73	22.98
Bara Banki	1.26	1.23	1.22	1.52	1.52	1.36	1.63	1.61	1.67	1.62	1.96	16.62	22.94

TABLE E.—Showing death-rate from Dysentery and Diarrhoea in the Famine districts as compared with decennial average.

District.	Death-rate from Dysentery and Diarrhoea.											Death-rate per mille of 11 months, September 1896 to July 1897.	Average death-rate per mille for same 11 months in 10 preceding years.
	September 1896.	October 1896.	November 1896.	December 1896.	January 1897.	February 1897.	March 1897.	April 1897.	May 1897.	June 1897.	July 1897.		
Agra15	.09	.08	.06	.07	.05	.05	.06	.07	.10	.09	.68	1.08
Etawah03	.03	.02	.03	.04	.02	.03	.04	.05	.04	.04	.87	.41
Cawnpore02	.03	.02	.03	.02	.02	.07	.07	.06	.05	.05	.46	.80
Fatehpur03	.04	.04	.09	.11	.19	.66	.66	.84	.86	.20	2.72	.75
Banda...	.29	.86	.85	.45	.88	.16	.61	.62	.89	.26	.80	4.19	1.36
Hamirpur34	.38	.32	.31	.27	.18	.26	.23	.17	.23	.25	2.94	3.91
Allahabad02	.02	.02	.06	.16	.48	1.13	.51	.19	.13	.11	2.85	.55
Jhansi91	.81	.55	.51	.40	.32	.36	.36	.39	.36	.36	5.34	4.00
Jalaun12	.11	.08	.06	.06	.07	.22	.19	.09	.25	.34	1.62	2.38
Mirzapur05	.03	.02	.02	.04	.16	.33	.25	.12	.13	.17	1.35	.48
Jaunpur02	.03	.01	.01	.04	.04	.16	.11
Gorakhpur19	.18	.17	.19	.22	.16	.16	.18	.13	.16	.20	1.95	2.06
Azamgarh05	.04	.04	.06	.06	.05	.08	.12	.05	.07	.13	.76	1.15
Lucknow03	.01	.03	.06	.10	.05	.09	.10	.07	.04	.12	.73	.79
Unao01	.01	.01	.03	.01	.05	.04	.03	.03	.02	.04	.33	.47
Fae Bareilly06	.09	.13	.27	.38	.35	.49	.40	.21	.15	.18	2.71	1.03
Sitapur02	.02	.02	.01	.01	.01	.02	.02	.01	.01	.01	.18	.25
Hardoi15	.07	.08	.10	.16	.06	.08	.07	.09	.07	.18	1.14	.22
Bara Banki02	.01	.01	.02	.02	.02	.02	.01	.03	.03	.03	.22	.33

TABLE F.—Showing birth-rate in the Famine and Scarcity districts of the North-Western Provinces and Oudh from September to December for the three years 1894, 1895, and 1896, and from January to July inclusive for the three years 1895, 1896, and 1897.

District.	September.			October.			November.			December.		
	1894.	1895.	1896.	1894.	1895.	1896.	1894.	1895.	1896.	1894.	1895.	1896.
Agra	5.51	5.65	5.40	5.51	5.22	5.85	4.60	5.29	4.64	4.45	4.66	4.67
Etawah	4.69	4.23	5.12	4.04	4.72	4.80	3.98	4.29	3.97	3.64	4.18	4.28
Cawnpore	3.99	3.79	4.18	3.85	3.97	3.99	3.38	4.09	3.43	3.60	3.83	3.66
Fatehpur	4.36	3.54	5.09	3.74	3.66	3.71	3.79	3.96	3.36	3.71	3.75	3.51
Banda	3.44	2.41	3.33	2.98	3.14	2.53	2.70	2.15	2.28	2.89	2.71	2.22
Hamirpur	4.41	2.26	3.56	4.24	2.21	3.12	3.44	2.15	2.78	3.27	2.25	2.85
Allahabad	3.20	2.81	4.35	3.20	3.35	3.69	2.72	2.81	2.65	2.72	2.91	3.32
Jhansi	3.66	2.21	2.95	3.90	2.31	2.95	3.06	2.29	2.53	3.00	2.54	2.63
Jalaun	4.93	3.01	3.81	4.47	3.08	3.84	3.78	2.91	3.32	3.60	2.86	3.68
Mirzapur	3.83	2.90	3.77	3.11	3.21	3.70	2.84	2.83	2.93	3.02	3.26	2.95
Jaunpur	2.88	1.30	2.86	2.81	2.94	3.09	2.74	3.04	3.43	2.56	3.17	3.26
Gorakhpur	2.44	2.34	2.37	2.62	2.39	2.38	2.46	2.75	2.35	2.55	2.97	2.69
Azamgarh	3.02	1.97	2.67	2.67	2.18	2.69	2.64	2.14	2.79	2.41	2.56	2.33
Lucknow	3.32	3.86	4.47	3.21	3.79	4.15	2.89	3.46	3.46	2.75	3.75	3.89
Unao	4.12	3.46	4.33	4.04	3.04	4.03	3.40	3.01	3.02	2.91	3.16	3.33
Ras Bareilly	3.76	3.49	4.38	3.46	3.64	3.78	2.93	3.37	2.12	2.96	3.55	3.23
Sitapur	3.39	3.55	3.62	3.46	3.89	3.46	3.34	3.79	3.46	2.98	3.55	3.69
Hardoi	3.08	3.34	4.01	4.35	3.21	3.70	4.00	3.02	3.06	3.81	3.15	3.31
Bara Banki	3.39	3.83	4.40	3.01	3.65	4.03	2.79	3.07	3.23	3.60	3.60	3.54
Dehra Dun	2.54	2.56	2.15	2.50	2.24	2.05	2.83	2.21	2.14	1.77	2.71	2.22
Muttra	4.51	4.97	4.67	4.57	4.64	4.57	4.49	5.14	4.71	3.80	4.51	4.41
Farukhabad	4.36	4.40	4.96	4.21	4.56	4.63	3.96	4.56	4.02	3.52	4.57	4.26
Mainpuri	4.43	4.86	4.96	3.85	4.43	4.61	3.42	4.69	4.07	3.60	4.91	4.31
Etah	4.86	5.74	5.54	5.74	5.59	6.07	4.64	5.19	5.28	4.24	5.59	4.51
Bareilly	4.71	5.02	4.13	4.58	5.02	4.58	4.10	4.31	3.89	3.88	4.27	4.33
Bijnor	3.90	3.70	3.43	4.56	4.11	4.31	4.26	2.01	3.51	3.89	3.99	3.25
Budaun	4.88	4.01	4.71	4.97	3.57	4.18	3.69	3.90	3.84	4.40	4.46	4.55
Moradabad	4.87	4.48	4.08	4.71	4.58	3.94	4.11	4.58	3.31	4.41	4.60	3.59
Shahjahanpur	4.45	4.75	3.82	4.85	4.79	3.71	3.99	3.62	3.15	3.72	3.44	3.43
Pilibhit	3.89	4.37	2.89	4.04	5.26	3.77	3.58	4.41	3.22	3.45	3.66	2.95
Benares	2.66	2.35	3.70	2.60	2.66	3.55	2.73	2.79	3.15	2.91	3.57	3.39
Basti	2.45	2.01	2.58	2.54	3.20	2.77	2.45	3.13	2.63	2.27	3.06	3.04
Kheri	2.92	3.41	2.36	3.21	3.02	2.81	2.93	3.21	2.37	3.10	3.06	2.85
Fyzabad	2.99	2.41	3.48	3.04	2.92	3.76	2.51	3.14	4.04	2.63	3.24	3.44
Gonda	2.29	2.24	2.67	2.58	2.71	2.83	2.29	2.51	2.57	2.30	2.95	2.85
Sultanpur	3.55	2.81	4.09	3.14	3.48	3.86	2.94	3.15	3.70	2.80	3.49	3.57
Partabgarh	3.06	2.83	3.97	3.02	2.60	3.55	2.83	2.21	2.65	2.94	2.96	3.17

TABLE F.—Showing birth-rate in the Famine and Scarcity districts of the North-Western Provinces and Oudh from September to December for the three years 1894, 1895, and 1896, and from January to July inclusive for the three years 1895, 1896, and 1897—(concluded).

District.	January.			February.			March.			April.			May.			June.			July.		
	1895.	1896.	1897.	1895.	1896.	1897.	1895.	1896.	1897.	1895.	1896.	1897.	1895.	1896.	1897.	1895.	1896.	1897.	1895.	1896.	1897.
Agra	3.78	3.67	3.75	2.97	2.74	2.96	2.88	2.93	2.70	2.96	2.63	2.52	3.17	3.34	2.37	3.50	3.53	2.84	5.08	5.08	3.63
Etawah	3.09	3.63	4.10	2.48	2.52	2.93	2.48	2.44	3.13	2.59	2.19	2.72	2.55	2.71	2.40	2.60	2.90	2.77	3.30	4.38	3.10
Cawnpore	3.66	2.98	3.02	2.29	2.57	2.57	2.50	2.47	2.51	2.47	2.08	2.29	2.31	2.42	2.00	2.53	2.34	2.39	3.06	3.50	2.71
Fatehpur	3.05	3.77	2.70	2.76	2.27	1.72	2.85	2.44	2.27	2.58	1.92	1.87	2.60	2.33	1.71	2.16	2.38	1.76	2.39	4.17	2.09
Banda	2.10	2.67	1.52	2.24	2.01	1.23	2.49	2.07	.98	1.96	2.07	.88	1.72	2.03	.92	1.66	1.78	.75	1.88	2.62	1.05
Hamirpur	3.39	2.22	2.20	2.97	1.72	1.29	2.67	1.60	1.26	2.65	1.53	.88	2.78	1.95	.90	2.26	1.94	.94	2.38	2.87	1.45
Allahabad	2.95	2.71	2.38	2.03	2.18	1.96	1.96	1.92	2.11	1.83	1.52	1.89	1.73	1.60	1.58	1.43	1.71	1.66	1.75	2.81	2.05
Jhansi	2.95	2.61	2.34	2.21	1.95	1.59	2.38	2.09	1.47	2.35	1.83	1.19	2.16	2.25	1.07	1.68	2.08	1.06	1.83	2.53	1.50
Jalaun	2.84	2.80	3.15	2.41	2.23	2.26	2.55	2.38	1.95	2.27	2.07	1.71	2.62	2.68	1.79	2.18	2.90	1.73	2.63	3.85	2.71
Mirzapur	2.43	3.14	2.87	2.14	2.40	2.04	2.40	2.67	2.39	2.23	2.44	2.12	1.94	2.05	2.06	1.45	2.01	1.67	1.74	2.96	2.14
Jaunpur	2.23	2.71	2.99	2.15	2.09	2.27	1.91	1.85	2.53	1.64	1.39	2.12	1.35	1.43	1.93	1.08	1.29	1.76	1.42	2.23	2.09
Gorakhpur	2.31	2.82	2.84	2.13	2.20	2.36	2.16	2.47	2.41	1.89	2.00	1.88	1.78	2.00	1.44	1.43	1.67	1.30	1.59	1.83	1.66
Azamgarh	2.31	2.23	2.78	1.90	1.54	2.44	1.65	1.43	2.26	1.67	1.14	1.90	1.40	1.15	1.66	1.16	1.10	1.66	1.28	1.86	1.74
Lucknow	2.84	3.49	3.51	2.46	2.32	2.32	2.49	2.88	3.00	2.52	2.28	2.52	2.56	2.60	2.80	2.54	2.63	2.42	3.19	3.85	2.79
Unao	2.99	2.89	3.17	2.40	2.37	2.55	2.21	2.18	2.49	2.44	1.80	2.41	2.42	1.90	2.18	2.52	1.94	2.32	2.77	3.37	2.64
Rae Bareilly	2.95	3.36	3.17	2.38	2.46	2.38	2.21	2.04	2.61	2.15	1.76	2.20	2.39	2.20	1.99	2.21	2.20	1.86	2.54	3.65	2.23
Sitapur	2.90	3.68	3.65	2.80	2.82	3.06	2.78	2.88	2.71	2.95	2.29	2.43	2.50	2.24	2.04	2.32	2.03	2.45	2.39	2.48	2.60
Hardoi	3.38	3.14	3.17	2.67	2.64	2.47	2.68	2.33	1.76	2.96	1.62	1.65	2.59	1.83	1.43	2.53	1.93	1.76	3.12	2.74	2.13
Bara Banki	2.54	3.24	3.40	2.45	2.33	2.35	2.36	2.60	3.36	2.23	2.26	2.61	2.46	2.50	2.54	2.25	2.49	2.46	2.39	3.69	2.84
Dehra Dún	2.90	1.75	2.50	2.40	1.86	1.85	2.01	1.87	1.99	2.08	1.74	2.14	1.95	2.04	1.77	1.74	1.68	1.65	1.87	1.66	1.72
Muttra	3.30	3.61	3.78	3.10	2.55	2.79	2.54	2.75	2.16	2.60	2.44	2.35	2.55	2.66	2.25	3.11	2.97	2.60	3.86	3.56	3.08
Farukhabad	3.18	3.86	3.88	2.96	2.98	3.19	2.99	2.65	3.04	3.08	2.37	2.80	2.75	2.38	2.67	2.63	2.47	2.74	3.42	3.70	3.28
Mainpuri	2.65	3.46	3.78	2.66	2.30	2.82	1.81	2.36	2.50	2.85	1.92	2.66	2.41	1.88	2.32	2.71	2.46	2.78	3.24	3.27	2.83
Etah	3.89	4.54	4.72	3.01	3.09	3.01	2.88	3.63	3.47	3.23	2.78	3.32	3.15	3.63	2.89	3.42	3.21	3.50	3.95	4.61	3.98
Bareilly	3.98	4.01	4.20	3.75	3.32	3.40	4.17	3.36	3.00	3.88	2.89	2.42	3.42	2.86	2.03	2.78	2.59	2.26	3.26	3.08	3.15
Dijnor	3.84	3.64	3.27	3.16	2.59	2.35	3.65	3.18	2.58	3.74	2.77	1.93	3.31	2.90	1.82	3.03	2.54	1.71	2.63	2.64	2.29
Budaun	4.40	4.02	4.08	3.36	3.30	3.25	3.25	3.21	2.59	3.11	2.35	2.18	2.70	2.77	1.93	3.07	2.72	2.64	3.57	3.66	3.70
Moradabad	4.21	4.17	3.73	3.51	3.23	2.89	4.09	3.30	2.49	3.70	2.81	1.61	3.16	3.01	1.57	2.72	2.39	1.80	3.27	3.17	2.78
Sháhjahanpur	3.33	3.18	3.07	3.27	2.41	2.47	3.31	2.58	2.21	3.46	1.87	1.70	3.34	1.89	1.80	3.00	2.06	2.05	3.57	2.81	3.88
Pilibhit	3.29	3.25	3.03	2.97	2.99	2.98	3.54	3.45	2.46	3.96	2.23	2.11	2.96	2.07	1.74	3.29	1.87	1.79	2.33	1.71	1.97
Benares	2.37	2.74	2.97	1.87	2.49	2.95	1.81	2.23	3.28	1.68	1.78	2.65	1.25	1.72	2.35	1.46	1.67	2.38	1.58	2.65	3.02
Basti	2.85	2.92	2.83	2.26	2.68	2.56	2.33	2.63	2.48	1.95	2.11	2.01	1.96	1.81	1.54	1.48	1.61	1.79	1.64	1.72	2.11
Kheri	3.01	2.90	3.18	2.70	2.50	2.70	2.87	2.60	2.68	3.72	2.02	2.46	2.84	1.90	2.06	2.59	1.39	2.43	2.66	1.47	2.89
Fyzabad	2.37	2.91	3.14	1.81	2.22	2.47	1.70	1.96	2.48	1.68	1.82	1.97	1.45	1.72	1.87	1.25	1.55	1.75	1.48	2.27	2.39
Gonda	2.31	2.67	2.90	2.16	2.24	2.48	2.47	2.21	2.86	2.32	2.17	1.96	1.83	2.05	1.92	1.65	1.74	1.89	1.72	2.10	2.15
Sultánpur	2.67	3.10	3.45	2.35	2.30	2.72	2.11	2.20	2.60	1.87	1.67	2.16	2.01	1.95	1.97	1.64	1.90	1.89	1.95	3.01	2.69
Partágarh	2.34	2.62	3.09	1.85	2.36	2.50	1.80	1.87	2.58	1.56	1.42	1.78	1.78	1.58	2.22	1.48	1.42	1.83	1.92	3.00	2.47

[Supplement to Table F.]

Statement showing birth-rate in the Famine and Scarcity districts of the North-Western Provinces and Oudh during August and September for three years, 1895-97.

Districts.	August.			September.		
	1895.	1896.	1897.	1895.	1896.	1897.
Agra	5.87	5.57	3.98	5.65	5.40	3.53
Etawah	4.43	5.01	4.11	4.23	5.12	3.70
Cawnpore	3.79	4.31	2.76	3.79	4.13	2.68
Fatehpur	3.19	4.90	1.97	3.54	5.09	1.81
Banda	1.88	3.47	1.15	2.41	3.33	1.28
Hamirpur	2.35	3.37	2.12	2.26	3.56	2.40
Allahabad	2.23	4.05	2.07	2.31	4.35	2.11
Jhansi	2.04	3.10	2.06	2.21	2.95	2.17
Jalaun	3.01	4.54	3.25	3.01	3.81	3.21
Mirzapur	2.29	3.88	2.15	2.90	3.77	2.10
Jaunpur	1.78	3.08	1.80	1.30	2.86	1.90
Gorakhpur	1.90	2.43	1.90	2.34	2.37	1.90
Azamgarh	1.65	2.57	1.58	1.97	2.67	1.51
Lucknow	3.70	4.20	2.53	3.86	4.47	2.14
Unao	3.53	4.50	2.17	3.43	4.33	1.90
Rae Bareilly	3.38	4.52	2.20	3.49	4.38	1.91
Sitapur	2.90	2.88	3.01	3.55	3.62	3.09
Hardoi	3.41	3.43	2.28	3.34	4.01	1.93
Bara Banki	2.67	4.39	2.95	3.33	4.40	2.46
Dehra Dun	1.92	1.88	1.91	2.56	2.15	2.08
Muttra	4.68	4.45	3.71	4.97	4.67	3.63
Farrukhabad	4.21	4.75	3.42	4.40	4.96	3.41
Mainpuri	4.39	4.18	3.14	4.86	4.96	3.09
Etah	5.64	5.82	4.98	5.74	5.54	4.60
Bareilly	4.27	3.83	4.10	5.02	4.13	4.82
Bijnor	3.42	3.02	2.97	3.70	3.43	2.85
Budawn	4.33	4.69	4.24	4.01	4.71	4.08
Moradabad	4.17	3.72	3.64	4.43	4.08	4.00
Shahjahanpur	4.31	3.41	3.23	4.75	3.82	3.13
Pilibhit	3.55	2.30	2.87	4.37	2.89	3.08
Benares	2.12	3.54	3.13	2.35	3.70	2.66
Dasti	1.76	2.18	1.97	2.01	2.68	2.04
Khori	3.09	1.78	3.82	3.41	3.36	3.47
Fyzabad	1.73	3.10	2.47	2.41	3.43	2.30
Gonda	1.93	2.55	2.23	2.24	2.67	2.03
Sultanpur	2.37	4.04	2.71	2.81	4.09	2.32
Partabgarh	2.29	4.45	3.39	2.83	3.97	2.27

APPENDIX III.

Report on the medical arrangements made in connection with the famine relief operations in the North-Western Provinces and Oudh, 1896-97, by the Inspector-General of Civil Hospitals.

MEDICAL relief operations were first started in March 1896 in the four districts of Bundelkhand, viz.—

Hamirpur, Banda,		Jaloun, and Jhānsi,
---------------------	--	------------------------

and early in the same month I visited the headquarters of these districts in connection with the medical arrangements which would be necessary. These were made without having to employ outside help and, when relief works were closed in June 1896, had proved to be sufficient and satisfactory.

2. In the latter part of 1896, when scarcity of a more extended nature was anticipated and it was felt that our local medical establishment would be insufficient for its requirements, I placed myself in communication with the Director-General, Indian Medical Service, the Surgeon-General with the Bombay Government, and the Inspectors-General of Civil Hospitals, Bengal and Panjáb, asking them if, in the event of help being required, I could count on assistance from them and to what extent; but except from the Director-General no help was promised, and he informed me that he had arranged with the Military Department for a sufficient number of Commissioned Medical Officers for inspection duties and 40 military hospital assistants for employment on medical relief.

3. I also wrote to the Principals of the Medical Schools in Calcutta, Patna, Dacca, and Cuttack, and in this way eventually obtained the services of 11 civil hospital assistants, six from Patna and five from Cuttack. As our needs increased, 30 hospital assistants were obtained from the Military Department, 20 in January and 10 in February,

* All these officers were detailed both for famine and plague duty; but those mentioned in paragraph 18 of this letter were actually employed on famine duty.

besides *17 commissioned medical officers and *7 military assistants to assist in supervising relief works and poorhouses. Eight civil Assistant Surgeons not in Government employ were also obtained through the Director-General, Indian Medical Service, from Bengal.

4. In addition to the above, the services of pensioned hospital assistants and private practitioners were secured and supplemented by compounders and vaccinators.

5. In a country where the regular medical practitioner is a rarity except in large cities, the difficulties of obtaining men of this class in sufficient numbers for the work were very great, and were much increased by the appearance of plague in Bombay, which necessitated special medical arrangements later in the cold weather to prevent that disease being introduced and obtaining a foothold in these Provinces.

6. The time at my disposal has not admitted of my obtaining the figures showing the actual numbers treated and the mortality which has occurred on relief works and in poorhouses during the whole of the period from the commencement of relief operations in October 1896 till the end of August 1897; but I am able to state that in October, when 17,656 persons were on relief, 6,376 on famine works, and 11,280 in poorhouses, the sickness was very slight among those on relief works, as only a total of 413 persons or a daily average of 65·90 with four deaths was in hospital; but in poorhouses 10,606 persons or a daily average of 1157·46 were reported sick. Among these there was one death out of four cases from

cholera and two out of four cases from small-pox, while five deaths were attributed to disease induced by starvation, 17 to diseases aggravated by want of food, and 350 to other causes. The cholera cases occurred in the Hardoi and the small-pox cases in the Sháhjahánpur and Bánda poorhouses. Forty-three hospital assistants (32 of the civil establishment and 11 outsiders), 24 compounders, and 14 vaccinators were deputed for duty on relief works and in poorhouses.

7. By the end of February the numbers on relief works and poorhouses had risen respectively to 1,089,856 and 53,319. The number of sick on famine works in that month having been 42,136, or a daily average of 3938.08 with 1,472 deaths, while 43,955 persons, or a daily average of 6501.23 with 3,714 deaths were treated in poorhouses. Of the deaths, 214 (150 on works and 64 in poorhouses) were due to small-pox, 25 were attributed to disease caused by want of food among those admitted to poorhouses, and 1,192 (119 on relief works and 1,074 in poorhouses) to illness induced or aggravated by want of food. No doubt want of sufficient clothing was an additional cause in these cases. No deaths were reported from cholera in this month. The number of medical subordinates on famine duty had increased as follows :—

3 Civil Assistant Surgeons.
 86 Do. Hospital Assistants.
 13 Military Hospital Assistants.
 53 Pensioned Hospital Assistants and Native Doctors.
 40 Compounders of the regular establishment.
 55 Temporary Compounders.
 14 Vaccinators.

8. The numbers on relief works and in poorhouses continued to fall till the middle of April, when there were 615,556 and 27,653 respectively on relief works and poorhouses. Then the numbers rose steadily till the 5th June, when they reached 982,369 and 34,786. After this there was a steady decline to 19,682 and 28,958 on the 28th of August 1897.

9. In July when the rains set in, though the numbers had fallen as compared with February, the sick on famine works had risen to 47,921, or a daily average of 2597.11, with 607 deaths and in poorhouses to 53,493, or a daily average of 14346.28, with 1,950 deaths. Of the above 566 (260 on works and 306 in poorhouses) were due to cholera, but only 2 to small-pox, 2 were reported as due to disease induced by want of food, and 339 to illness induced by want of food. The strength of the subordinate staff at this period was as follows :—

3 Permanent Civil Assistant Surgeons.
 4 Temporary Civil Assistant Surgeons.
 62 Civil Hospital Assistants.
 16 Military Hospital Assistants.
 65 Pensioned Hospital Assistants and Native Doctors.
 33 Permanent Compounders.
 69 Temporary Compounders.
 67 Vaccinators.

10. Since then the strength has gradually and steadily decreased owing to closure of works and poorhouses, and we have been able not only to return all officers as well as subordinates lent by the Military Department, but also to send 15 civil hospital assistants and 4 temporary Assistant Surgeons to the Central Provinces for famine duty there.

11. It is deserving of special notice, although cholera and small-pox appeared in many places, that owing to the excellent sanitary precautions taken by those in charge, their spread was speedily checked

and the mortality has been comparatively light when we consider the liability to bowel-complaints and the tendency to the spread of cholera among bodies of people suffering from the effects of famine; and an examination of the general mortality returns will, I think, show that the population of the country, as a whole, has suffered less in this year from epidemic diseases than in some, at least, of the years when a plentiful supply of food had placed it in more favourable conditions.

12. The spread of small-pox was checked by segregation and vaccination, that of cholera by attention to the water-supply and conservancy on the works and in the poorhouses, and where the disease had appeared in large bodies of workers by breaking them up into smaller and more manageable bodies which were then removed from the site of first infection and distributed in other parts.

13. During the cold weather I made frequent inspections of relief works and poorhouses and was, with very few exceptions, struck by the healthy condition of those employed on relief works.

14. In the poorhouses the aged, young children, and those suffering from chronic diseases which prevail every year irrespective of scarcity formed the bulk of the inmates, and it was among these that a large proportion of the deaths occurred. There were those no doubt who were suffering from disease aggravated, if not induced, by want of food or exposure: for these all that could be done was done to restore them to health, and in the case of young children the benefit of careful and regular feeding was especially marked as shown by the happy, well-conditioned appearance of those who had been some weeks thus cared for.

15. With the exception of from the 14th February to the 3rd May, while Surgeon-Colonel T. H. Hendley officiated as Inspector-General of Civil Hospitals, the medical arrangements were under my charge.

16. I desire to express my obligation to Surgeon-Major S. J. Thomson, Sanitary Commissioner, to whom I am much indebted for the great and valuable assistance he has given me in the inspection of famine works and poorhouses, to which he has devoted much time and labour not only while I have been in charge, but also during Surgeon-Colonel Hendley's incumbency.

17. The following is a list of military medical officers and subordinates deputed to assist in the supervision of relief operations:—

Names of officers and subordinates.	Station.	Time.
Surgeon-Captain J. Davidson ...	Allahabad ...	2nd January 1897 to 12th March 1897.
Surgeon-Lieutenant A. Miller ...	Ditto ...	12th March 1897 to 31st July 1897.
Surgeon-Captain J. Mulvaney ...	Mirzapur ...	12th February 1897 to 20th March 1897.
Military Assistant-Surgeon A. E. Clarke.	Ditto	20th March 1897 to 5th August 1897.
Surgeon-Lieutenant H. R. Brown...	Lucknow ...	17th February 1897 to 31st July 1897.
Surgeon-Lieutenant C. D. Dames...	Hamirpur and Jalaun.	27th March 1897 to 3rd August 1897.
Military Assistant-Surgeon H. A. Richardson.	Lalitpur ...	23rd February 1897 to 5th August 1897.
Military Assistant-Surgeon G. R. Haines.	Lucknow and Banda.	25th February 1897 to 2nd July 1897.
Military Assistant-Surgeon C. A. Farmer.	Jalaun ...	10th June 1897 to 2nd August 1897.

18. The whole of the medical staff employed in the famine districts have done well; but there are some who have exceptionally distinguished themselves, and I desire therefore to bring the names of the following officers to the favourable notice of His Honor the Lieutenant-Governor and Chief Commissioner:—

- (1) Surgeon-Major G. M. Nixon, who was in charge of medical relief works in the Jhānsi district in the hot weather of 1896,

and who fell a victim to his devotion to duty from cholera in August 1896, contracted while attending a native police subordinate at Lalitpur.

- (2) Surgeon-Major G. Money-Shewan, who held medical charge of the Banda district from 16th March 1896 to 22nd September 1896.
- (3) Surgeon-Captain J. Garvie, who has since 23rd September 1896 held charge of the Banda district, where the medical work in connection with famine relief has been very onerous and has been performed in a manner most creditable to him.
- (4) Military Assistant Surgeon E. P. Clement, who has been in charge of medical relief work in the Jalaun district from its commencement in March 1896 till the 1st September 1897, and who is now on leave on medical certificate on account of ill health due to exposure on famine duty.
- (5) Military Assistant Surgeon W. J. A. Hogan, who has held medical charge of the Hamirpur district since 5th April 1896, and whose work in connection with famine relief has not only been exceptionally heavy, but has been performed in a highly satisfactory manner.

19. I would also bring to His Honor's notice the services of Surgeon Lieutenant-Colonels McConaghey and O'Brien, who, in addition to their ordinary heavy station work, have found time to devote to the administration of medical relief in their districts. Surgeon-Major W. G. P. Alpin, Civil Surgeon of Mirzapur, Surgeon-Captain L. J. Pisani, Civil Surgeon of Jaunpur, Dr. E. J. Simpson, Civil Surgeon of Rae Bareilly, have also done especially good work.

20. The following Civil Assistant Surgeons deserve especial mention:—

- (1) Sripat Sahai, Rai Bahadur—Mau Ránpur Dispensary, Jhánsi district.
- (2) Rajendra Nath Chaudhri—Sadar Dispensary, Hamirpur.
- (3) Purna Chandra Mukarji—Lalitpur Dispensary, Jhánsi district.
- (4) Bipin Bihari Banerji—Karwi Dispensary, Banda district.
- (5) Trishitha Nath Singha—on famine relief duty in the hot weather of 1896 in the Bundelkhand district and since then in the Lucknow Division.
- (6) Jogendra Prasad Sanyal—on famine duty in the Allahabad Division.

21. In conclusion I wish to bring to His Honor's notice my Head Assistant, Bábu Brij Basi Lal, and the rest of my office establishment, on whom the medical relief operations have thrown a very large amount of work which they have performed cheerfully and well.

W. P. WARBURTON, M.D., SURG.-COL.,
Inspector-General of Civil Hospitals, N.-W. P. and Oudh.

APPENDIX IV.

Memorandum on the effect of famine on the Excise Revenue.

THIS memorandum shows the fall in Excise Revenue during the year 1895-96 for the North-Western Provinces and Oudh as a whole, and separately for Allahabad, Hardoi, and the Bundelkhand group of districts. The figures are those of gross receipts in each year :—

	Gross receipts, 1894-95.	Gross receipts, 1895-96.	Decrease in 1895-96 compared with 1894-95.	Percentage of decrease.	Remarks.
	Rs.	Rs.	Rs.		
North-Western Provinces and Oudh.	56,36,653	52,43,019	3,93,634	7.0	} Bundelkhand districts include only Banda, Hamirpur, Jalaun, and Jhansi.
Allahabad	2,80,061	2,52,416	27,645	9.9	
Hardoi	62,637	55,192	7,445	11.9	
Bundelkhand	1,96,477	1,54,323	42,154	21.5	

2. These figures do not fully represent the effect of famine on the Excise Revenue. For when the sales took place in July and August 1895, although the provinces generally were feeling the effects of a series of more or less unfavourable years, there was nothing to indicate the failure, first of the winter rains of 1895, and then of the monsoon of 1896, which resulted in famine conditions over a large area and famine prices everywhere. Consequently the fall in license fees was much less than that in still-head duty.

3. Taking the provinces as a whole and excluding all items in the gross receipts which do not properly belong to the year in question, the decrease under the head country spirit which may be taken as the index factor to the material condition of the poor classes, amounts to Rs. 3,22,239, which is distributed among the various systems thus :—

	Rs.
Distillery system	2,65,625
Outstill	32,652
Farming	23,962

Of the loss under the distillery system only Rs. 81,707 is due to a fall in license fees, while the still-head duty accounts for Rs. 1,83,918.

4. Opium is the next most sensitive head after country spirits. Here the fall was Rs. 90,852. The license fees only fell by Rs. 6,253 or 3.50 per cent. Reduced consumption is responsible for the balance of Rs. 84,599.

5. In contrast to these heads hemp drugs and *tári* each brought a trifling increase on the previous year's figures. In each of these cases (the duty on hemp drugs not having come into force) the license fees formed the sole source of income, and the bidding was unaffected by the subsequent accidents of season.

6. The figures for 1896-97, both of license fees and consumption, and the difficulties connected with the settlement for 1897-98 now just concluded, will exhibit the effects of the famine in a much more striking manner. The fall of 7 per cent. in 1895-96 has been followed by a further drop of 19.45 per cent., making the total loss due to scarcity and high prices something over 26 per cent. The effect of high prices, apart from any local famine, is well seen in the figures of the Meerut Division. The exceptionally heavy loss in Oudh is connected with the fact that in normal

years the consumption is considerably higher per head than in the North-Western Provinces, while the stress of privation was very great.

7. The continued effect of adverse seasons is shown by the figures of the settlement just completed for 1897-98. The total of the license fees for country spirit, which may be taken as the index factor, should be, including the outstill and farming tracts, between 15 and 16 lakhs in a year of ordinary prosperity. In 1896-97 the aggregate was about Rs. 12,67,000, while for the settlement just concluded the total is under Rs. 10,14,000. The intoxicants of the less impoverished classes—hemp drugs and opium—are much less sensitive to the accidents of season, the figures of license fees being :—

				1896-97.	1897-98.
				Rs.	Rs.
Drugs	5,94,499	5,49,464
Opium	1,52,502	1,37,212

Poverty appears to have increased the resort to *tári*, the cheapest of all intoxicants, with the result that license fees for 1897-98 are 93,700 against 90,600 in the previous year.

8. Another fact, which I attribute to the narrow means of consumers, is a distinct tendency among the users of hemp drugs to prefer *charas* to *gánjá*, intoxication being effected by the more concentrated drug at a considerably smaller expenditure :—

				1895-96.	1896-97.	Increase or decrease.	Percentage.
				Rs.	Rs.	Rs.	Rs.
Meerut	Division	7,13,865	6,06,939	-1,06,926	-14.98
Agra	ditto	4,02,603	3,54,142	-48,461	-12.03
Rohilkhand	ditto	8,87,402	8,12,161	-75,241	-8.48
Allahabad	ditto	7,96,539	6,18,725	-1,77,814	-22.33
Benares	ditto	7,32,385	6,05,698	-1,26,687	-17.29
Gorakhpur	ditto	3,74,748	2,91,259	-83,489	-22.28
Kumaun	ditto	89,666	76,879	-12,787	-14.26
Lucknow	ditto	7,58,174	4,99,066	-2,59,108	-34.17
Fyzabad	ditto	4,87,634	3,58,132	-1,29,502	-26.56
Total, N.-W. P. and Oudh				52,43,016	42,23,001	-10,20,015	-19.45

W. GRIERSON-JACKSON,
Commissioner of Excise, N.-W. P. and Oudh.

HIMALAYA CLUB, MUSSOORIE,

1st September 1897.

MY DEAR STOKER—

YOUR letter of 10th August, asking for information with regard to payments made to cultivators for opium. I enclose three statements prepared by my office. I am afraid Statement No. 1 is not what you want: you only asked for advances made in 1896, whereas the office has shown all the payments made. I have wired for a fresh statement.

Statement No. 2 shows the amount paid for the produce at time of weighments. It does not show the amount finally paid, as the final payments are made in August, September, and October, after the opium has been assayed at the factory. It is estimated these final payments will amount to Rs. 13,60,000, and this estimate may be considered practically accurate.

(153)

Statement No. 3 shows advances made for wells. This amount is not included in Statement No. 1. The area irrigated by these wells may be taken to be about 60,000 bighas : but this of course was not all sown with poppy, though most of it was. In addition to what the cultivators received from Government, they had seed, the price of which, as far as I can learn, averages about Rs. 6 a bigha ; and there were 570,000 bighas sown. After deducting failures, we expect to advance Rs. 34,50,000 during August, September and October of this year. If I can give you any further information please let me know.

Yours sincerely,
H. M. BIRD.

MUSSOORIE:
9th September 1897.

MY DEAR STOKER—

I AM afraid there is not a statement of wells constructed out of advances, but if you were to divide the amount advanced by 5, I think you would get an approximately correct number. Some of these wells were made for Rs. 2 or Rs. 3, and probably some advances were taken by men who did not make wells at all.

Yours sincerely,
H. M. BIRD.

I.—Statement showing the payments made to Opium cultivators in 1896 on account of Opium crops, 1895-96 and advances for 1896-97.

Revenue districts.	April 1896.	May 1896.	June 1896.	July 1896.	August 1896.	September 1896.	October 1896.	November 1896.	December 1896.	Total, 1896.	Remarks.
	Rs. a. p.	Rs. a. p.	Rs. a. p.	Rs. a. p.	Rs. a. p.	Rs. a. p.	Rs. a. p.	Rs. a. p.	Rs. a. p.	Rs. a. p.	
Ghazipur ...	2,42,022 8 0	2,10,866 8 0	6 12 0	10,609 13 0	89,089 3 9	93,310 0 0	5,131 15 0	6,51,036 11 10	
Ballia ...	77,861 15 0	45,069 5 0	35,187 5 11	42,995 7 5	17 12 0	2,11,131 13 4	
Azamgarh ...	1,19,622 14 0	1 8 0	4 4 0	...	36,122 3 7	26,992 0 6	...	111 0 0	...	1,82,853 14 1	
Jaunpur ...	11,577 10 0	33,728 6 0	14,808 1 1	16,422 2 4	6,341 4 1	87,877 7 6	
Gorakhpur ...	1,66,829 10 9	1,45,741 10 3	1,25,512 14 10	71,158 4 4	18,162 1 11	5,27,404 10 1	
Rasti ...	1,07,196 4 0	2,28,245 0 0	4,214 8 0	...	1,27,981 12 2	1,03,370 0 11	180 0 0	5,71,187 9 1	
Mirzapur ...	1,10,318 7 3	36,818 0 0	14,479 3 2	58,226 9 3	2,19,842 3 8	
Benares ...	88,798 5 0	32,923 6 0	41,603 3 6	48,716 11 1	2,12,041 9 7	
Allahabad ...	1,19,783 8 0	1,76,590 7 6	32 11 3	2,808 13 4	1,05,215 11 1	78,307 13 6	96 0 0	4,82,835 0 8	
Fatehpur ...	56,751 0 0	89,103 0 0	73,189 5 8	30,006 4 8	2,520 7 0	3 0 0	5 0 0	2,51,638 1 4	
Etawah ...	99,202 0 0	2,04,719 0 0	86,084 10 7	69,664 6 4	4,59,670 0 11	
Cawnpore ...	65,922 0 0	1,09,079 0 0	10,380 0 0	...	57,178 9 8	64,256 9 7	161 0 0	3,06,977 3 3	
Fatehgarh ...	1,24,209 0 0	3,75,537 0 0	94,025 5 4	1,90,126 3 3	49,130 5 2	8,33,027 13 9	
Mainpuri ...	2,58,644 8 0	2,36,383 0 0	1,36,931 3 9	1,27,692 8 1	7,69,651 3 10	
Etah ...	52,240 0 0	1,49,576 0 0	39 0 0	...	33,433 9 8	88,210 0 5	3,23,498 10 1	
Bareilly ...	81,739 0 0	1,41,339 0 0	22,744 1 6	89,633 14 3	3,35,455 15 9	
Budaun... ..	1,77,288 0 0	3,92,235 8 0	45,487 4 4	2,26,757 10 2	8,785 5 4	8,50,553 11 10	
Shahjahanpur ...	1,52,349 8 0	3,64,740 0 0	56,934 13 4	1,81,974 2 6	17,808 10 10	7,13,807 2 8	
Sitapur... ..	1,16,859 0 0	2,67,713 0 0	1,601 5 0	12,203 5 0	2,14,964 1 2	1,00,460 13 8	7,03,801 8 10	
Hardoi ...	1,55,417 0 0	1,87,918 0 0	87,513 6 1	77,214 14 3	5,08,063 4 4	
Kheri ...	6 081 0 0	13,401 0 0	...	37,705 3 5	7,360 4 7	64,547 8 0	
Lucknow ...	1,31,461 0 0	1,77,699 0 0	50,388 15 8	83,102 10 2	21,039 14 8	4,63,891 8 6	
Unao ...	1,39,719 0 0	58,625 6 0	36,246 7 4	62,683 4 10	28 0 0	2,97,300 12 2	
Bara Banki ...	1,75,148 0 0	2,90,442 0 0	...	15,170 11 3	1,13,324 10 0	98,030 12 7	17,174 10 8	7,09,288 12 6	
Fyzabad ...	1,07,751 0 0	74,660 0 0	...	25,040 9 5	64,182 11 0	18,974 10 2	2,90,608 14 7	
Gonda ...	1,07,809 0 0	1,82,488 10 0	98,964 12 4	1,14,235 3 3	29,293 4 10	5,32,790 14 5	
Bahraich ...	19,396 0 0	47,362 0 0	49,474 0 0	...	49,807 14 9	62,422 6 10	5,964 1 11	2,34,426 7 6	
Partabgarh ...	1,13,331 11 9	1,06,097 13 0	...	7,099 11 9	61,642 8 7	68,824 14 9	3,56,996 11 10	
Sultanpur ...	52,418 11 6	49,670 6 6	29,125 6 3	82,268 9 0	480 0 0	1,63,963 1 3	
Rae Bareli ...	1,82,610 0 0	2,17,483 0 0	1,31,237 0 0	...	97,974 11 11	2,26,450 12 8	34,112 4 3	8,89,867 12 10	
	84,20,355 9 3	46,51,255 8 3	1,96,989 8 3	1,10,638 3 3	20,07,504 8 7	25,52,548 12 9	2,16,427 1 8	114 0 0	5 0 0	13,255,838 4 0	

(154)

BENARES OPIUM AGENCY, GHAZIPUR ;

GANGA CHANDAR RAI,

H. M. BIRD,

II.—Statement showing the payments made to cultivators from January to July 1897 for Opium crop, 1896-97.

Revenue districts.	January 1897.	February 1897	March 1897.	April 1897.	May 1897.	June 1897.	July 1897.	Total.	Remarks.
	Rs. a. p.	Rs. a. p.	Rs. a. p.	Rs. a. p.	Rs. a. p.	Rs. a. p.	Rs. a. p.	Rs. a. p.	
Ghazipur	1,63,028 8 0	2,43,877 10 0	4,26,906 8 0	
Ballia	97,972 12 0	87,137 10 0	1,85,110 6 0	
Azamgaah	71,219 2 0	47,915 0 0	81 4 0	...	1,18,615 6 0	
Jaunpur	641 8 0	...	82,034 8 8	17,921 6 0	193 12 0	...	50,791 2 8	
Gorakhpur	236 14 0	78 0 0	2,21,063 10 0	1,34,732 6 3	...	29,291 1 2	3,85,401 15 5	
Basti	1,59,242 4 0	3,68,801 0 0	13 8 0	...	5,28,054 12 0	
Mirzapur...	93,687 15 9	47,384 15 9	...	88,545 1 8	1,79,618 1 2	
Bonares	99,139 7 0	23,965 1 0	1,23,104 8 0	
Allahabad	1,19,614 9 6	1,05,100 2 9	...	23,196 12 8	2,47,911 8 11	
Fatehpur	28,344 0 0	1,45,647 0 0	1,73,991 0 0	
Etawah	97 0 0	1,08,864 0 0	1,72,693 0 0	27 0 0	...	2,81,681 0 0	
Cawnpore	44,566 4 0	1,14,544 0 0	13,087 0 0	29 4 0	1,72,176 8 0	
Fatehgarh	1,84,404 0 0	1,98,344 0 0	...	11 0 0	3,82,769 0 0	
Mainpuri	2,58,852 0 0	1,86,630 8 0	4,45,482 8 0	
Etah	1 8 0	24 0 0	82,446 8 0	1,09,941 8 0	1,92,413 8 0	
Bareilly	4,998 8 0	3,533 8 0	52,842 0 0	1,75,070 0 0	2,35,944 0 0	
Budaun	1,74,625 0 0	3,95,550 0 0	39,926 0 0	...	6,10,101 0 0	
Mohajalapur	715 0 0	3,510 0 0	1,85,205 0 0	4,01,210 0 0	22 0 0	...	5,90,662 0 0	
Sitapur	2 0 0	1,44,668 0 0	2,90,343 0 0	4,35,013 0 0	
Hardoi	99,879 0 0	1,59,504 0 0	2,167 0 0	...	2,61,579 0 0	
Kheri	42,650 0 0	14,873 8 1	57,023 8 1	
Lucknow...	40,464 0 0	1,73,050 0 0	602 0 0	426 0 0	214,542 0 0	
Unao	72 0 0	85,039 0 0	72,722 0 0	1,57,838 0 0	
Bara Banki	98,064 10 0	2,96,912 0 0	17,195 0 0	...	4,12,171 10 0	
Fyzabad	1,67,464 6 0	1,13,228 0 0	2,80,692 6 0	
Gonda	172 8 0	...	1,56,025 0 0	2,52,916 14 0	70,545 0 0	12,079 13 2	4,91,739 8 2	
Habraich	61,249 0 0	24,395 0 0	85,614 0 0	
Partabgarh	79,801 15 0	1,01,392 4 0	...	9,837 13 5	1,91,032 0 5	
Sultanpur	46,536 4 0	78,154 5 0	1,24,690 9 0	
Kae Bareilly	91,893 0 0	2,38,570 0 0	91,933 0 0	...	4,22,396 0 0	
Total	6,765 14 0	7,816 8 0	32,90,325 11 6	47,47,052 10 9	2,35,762 8 0	1,27,790 6 2	84,15,013 10 5	

(155)

BENARES OPIUM AGENCY GHAZIPUR :

The 20th August 1897.

GANGA CHANDAR RAI,

Head Accountant.

H. M. BIRD,

Offy. Opium Agent.

Statement showing the advances made to Opium cultivators for construction and repairs of wells from January 1896 to July 1897.

Revenue district.	January 1896.	February 1896.	March 1896.	April 1896.	May 1896.	June 1896.	July 1896.	August 1896.	September 1896.	October 1896.	November 1896.	December 1896.	Total, 1896.
	Rs. a. p.	Rs. a. p.	Rs. a. p.	Rs. a. p.	Rs. a. p.	Rs. a. p.	Rs. a. p.	Rs. a. p.	Rs. a. p.	Rs. a. p.	Rs. a. p.	Rs. a. p.	Rs. a. p.
Ghazipur	...	160 0 0	330 0 0	169 0 0	240 0 0	243 0 0	65 0 0	80 0 0	25 0 0	...	4,318 0 0	360 0 0	5,990 0 0
Ballia	125 0 0	...	99 0 0	30 0 0	729 0 0	28 0 0	1,011 0 0
Azamgarh	198 0 0	159 0 0	12 0 0	105 0 0	1,197 0 0	4,936 0 0	846 0 0	7,453 0 0
Jaunpur	15 0 0	100 0 0	90 0 0	...	25 0 0	...	77 8 0	513 8 0	45 0 0	530 0 0	1,396 0 0
Gorakhpur	1,233 8 0	337 0 0	104 0 0	127 0 0	196 0 0	677 0 0	3,854 0 0	1,121 0 0	7,649 8 0
Basti	...	5 0 0	3,711 0 0	1,143 8 0	4,859 8 0
Mirzapur	147 0 0	...	30 0 0	111 0 0	30 0 0	50 0 0	100 0 0	...	3,207 0 0	252 0 0	3,927 0 0
Benares	17 0 0	40 0 0	348 0 0	77 0 0	80 0 0	40 0 0	20 0 0	1,505 0 0	301 0 0	2,428 0 0
Allahabad	177 0 0	233 0 0	863 0 0	45 0 0	3,014 0 0	1,590 0 0	5,912 0 0
Fatehpur	205 0 0	7 0 0	23 0 0	235 0 0
Etawah	...	50 0 0	50 0 0	...	36 0 0	100 0 0	20 0 0	540 0 0	4,774 0 0	140 0 0	5,710 0 0
Cawnpore	...	125 0 0	37 8 0	31 4 0	...	1,363 8 0	...	1,557 4 0
Fatehgarh	465 0 0	1,483 0 0	26 0 0	1,974 0 0
Mainpuri	20 0 0	1,037 0 0	312 0 0	1,369 0 0
Etah	17 0 0	17 0 0
Barilly	46 0 0	80 0 0	26 0 0	152 0 0
Badaun	1,864 0 0	495 0 0	2,359 0 0
Shahjahanpur	250 0 0	214 0 0	464 0 0
Sitapur	...	32 0 0	47 0 0	1,649 0 0	408 0 0	2,136 0 0
Hardoi	50 0 0	50 0 0	...	25 0 0	495 0 0	12 0 0	632 0 0
Lucknow	55 0 0	124 0 0	153 0 0	30 0 0	...	25 0 0	...	80 0 0	6,095 0 0	1,557 0 0	8,069 0 0
Unao	280 0 0	374 0 0	185 0 0	110 0 0	...	1,087 0 0	205 0 0	2,241 0 0
Barsa Banki	108 0 0	62 0 0	17 0 0	4,746 0 0	144 0 0	5,077 0 0
Fyzabad	...	15 0 0	15 0 0	1,224 0 0	58 0 0	1,887 0 0
Gonda	...	33 0 0	127 0 0	35 0 0	200 0 0	40 0 0	10 0 0	...	11 0 0	64 0 0	755 0 0	289 0 0	1,517 0 0
Bahraich	20 0 0	20 0 0	28 0 0	255 8 0	184 0 0	492 8 0
Partabgarh	924 0 0	125 0 0	1,049 0 0
Sultanpur	901 0 0	169 0 0	1,070 0 0
Rae Bareilly	115 0 0	320 0 0	290 0 0	...	220 0 0	50 0 0	135 0 0	8,195 0 0	576 0 0	9,901 0 0
Total	2,167 8 0	1,960 0 0	1,520 0 0	601 0 0	2,321 8 0	761 0 0	214 0 0	662 0 0	532 12 0	3,699 8 0	62,504 0 0	11,151 8 0	88,034 12 0

BENARES OPIUM AGENCY, GHAZIPUR:

The 29th August 1897.

GANGA CHANDER RAI,

Head Assistant.

H. M. BIRD,

Offy. Opium Agency.

Statement showing the advances made to Opium cultivators for construction and repairs of wells from January 1896 to July 1897—(concluded).

Revenue district.	January 1897.	February 1897.	March 1897.	April 1897.	May 1897.	June 1897.	July 1897.	Total, 1897.	Remarks.
	Rs. a. p.	Rs. a. p.	Rs. a. p.	Rs. a. p.	Rs. a. p.	Rs. a. p.	Rs. a. p.	Rs. a. p.	
Ghazipur ...	29 0 0	298 0 0	831 0 0	251 0 0	214 0 0	1,123 0 0	
Ballia ...	21 0 0	5 0 0	26 0 0	
Azamgarh	25 0 0	...	159 0 0	120 0 0	160 0 0	25 0 0	489 0 0	
Jaunpur ...	190 8 0	250 0 0	82 0 0	90 0 0	492 0 0	75 0 0	183 0 0	1,362 8 0	
Gorakhpur ...	137 0 0	175 8 0	20 0 0	66 0 0	100 0 0	...	67 0 0	565 8 0	
Basti ...	195 0 0	2 0 0	15 0 0	188 0 0	95 0 0	45 0 0	20 0 0	560 0 0	
Mirzapur ...	196 0 0	170 0 0	58 0 0	50 0 0	472 0 0	
Benares ...	135 0 0	9 0 0	20 0 0	200 0 0	605 0 0	445 0 0	...	1,414 0 0	
Allahabad ...	45 0 0	83 0 0	...	349 0 0	592 0 0	1,160 0 0	45 0 0	2,274 0 0	
Fatehpur...	95 0 0	11 0 0	106 0 0	
Etawah	390 0 0	45 0 0	155 0 0	295 0 0	100 0 0	110 0 0	1,095 0 0	
Cawnpore ...	50 0 0	71 12 0	10 0 0	253 0 0	...	384 12 0	
Fatehgarh	
Mainpuri...	15 0 0	15 0 0	
Etah	5 0 0	5 0 0	
Bareilly	
Budaun	
Sháhjahánpur	100 0 0	...	100 0 0	...	200 0 0	
Sitápur	50 0 0	25 0 0	75 0 0	
Hardoi	
Lucknow... ..	120 0 0	93 0 0	135 0 0	...	70 0 0	418 0 0	
Unao	
Bara Banki	
Fyzabad	17 0 0	2 0 0	12 0 0	...	16 0 0	...	47 0 0	
Gonda ...	195 0 0	45 0 0	247 0 0	75 0 0	262 0 0	75 0 0	40 0 0	839 0 0	
Bahraich...	13 0 0	18 0 0	
Partábgarh	50 0 0	...	50 0 0	100 0 0	
Sultánpur	75 0 0	25 0 0	100 0 0	
Rae Bareli	235 0 0	395 0 0	25 0 0	...	655 0 0	
Total ..	1,313 8 0	1,451 4 0	706 0 0	1,952 0 0	3,407 0 0	2,780 0 0	829 0 0	12,438 12 0	
GRAND TOTAL, 1896 AND 1897	1,00,473 8 0	

(157)

BENARES OPIUM AGENCY, GHÁZÍPUR :
The 29th August 1897.

GANGA CHANDAR RAI,
Head Assistant.

H. M. DIRD,
Offg. Opium Agent.

A.—Statement showing the advances made to Opium cultivators during the settlement in 1896 on account of crop of season 1896-97.

Revenue districts.	July 1896.		August 1896.		September 1896.		October 1896.		November 1896.		December 1896.		Total.	Remarks.
	Rs.	a. p.	Rs.	a. p.	Rs.	a. p.	Rs.	a. p.	Rs.	a. p.	Rs.	a. p.		
Ghazipur ...	8,058	8 0	70,881	0 0	80,277	12 0	4,263	0 0	1,63,480	4 0
Ballia	21,991	4 0	30,468	12 0	52,460	0 0
Azamgarh	80,672	12 0	23,077	0 0	111	0 0	53,860	12 0
Jaunpur	12,134	12 0	13,467	14 0	5,373	8 0	30,976	2 0
Gorakhpur	1,00,611	12 0	58,417	4 0	14,619	0 0	1,73,648	0 0
Basti	91,255	0 0	74,045	0 0	180	0 0	1,65,480	0 0
Mirzapur	11,516	0 0	46,433	0 0	57,949	0 0
Allahabad ...	2,200	0 0	71,742	0 0	55,202	0 0	96	0 0	1,29,240	0 0
Benares	31,944	0 0	85,780	0 0	67,724	0 0
Fatehpur	61,957	0 0	23,374	12 0	2,493	12 0	3	0 0	5	0 0	87,833	8 0
Etawah	62,124	0 0	45,882	0 0	1,08,006	0 0
Cawnpore	47,876	0 0	52,213	0 0	161	0 0	99,750	0 0
Fatehgarh	50,401	8 0	109,209	0 0	29,568	0 0	1,89,178	8 0
Mainpuri	70,378	0 0	66,818	0 0	1,37,196	0 0
Etah	18,888	8 0	45,967	8 0	64,356	0 0
Bareilly	17,160	0 0	62,220	0 0	79,380	0 0
Budaun	29,022	0 0	54,434	0 0	5,970	0 0	1,89,428	0 0
Shahjahanpur	38,613	0 0	1,21,656	0 0	10,662	0 0	1,70,928	0 0
Sitapur ...	8,244	0 0	1,44,744	0 0	70,338	0 0	2,23,326	0 0
Hardoi	56,803	0 0	50,298	0 0	1,07,100	0 0
Kheri ...	28,053	0 0	5,431	8 0	83,484	8 0
Lucknow	86,000	8 0	60,017	8 0	15,671	8 0	1,11,689	8 0
Unao	26,524	0 0	45,188	0 0	28	0 0	71,740	0 0
Bara Banki ...	12,201	0 0	83,762	0 0	68,720	8 0	12,235	8 0	1,76,939	0 0
Fyzabad ...	20,640	0 0	50,904	0 0	15,278	0 0	86,820	0 0
Gonda	77,854	8 0	86,593	8 0	22,923	0 0	1,87,371	0 0
Bahraich	89,264	8 0	47,085	8 0	4,919	8 0	91,269	8 0
Partabgarh ...	5,318	0 0	45,000	0 0	54,800	0 0	1,05,118	0 0
Sultanpur	25,189	0 0	25,900	0 0	480	0 0	51,569	0 0
Rae Bareilly	78,145	8 0	1,69,190	0 0	24,995	0 0	2,72,330	8 0
Total ...	84,714	8 0	15,07,807	0 0	17,92,349	14 0	1,54,638	12 0	114	0 0	5	0 0	35,39,629	2 0

(158)

BENARES OPIUM AGENCY, GHAZIPUR:
The 2nd September 1897.

GANGA CHANDAR RAI,
Head Accountant.

H. M. BIRD,
Offy. Opium Agent.

APPENDIX V.

Statistics in regard to advances for wells, &c., in the districts of North-Western Provinces and Oudh, since 1st October 1896.

District.	Amount advanced since 1st October 1896 specially for the construction of—		
	Kachha wells.	Other irrigation works of immediate use (bunds, tanks, &c.).	Masonry wells.
	2	3	4
	Rs.	Rs.	Rs.
Dchra Dún
Sahāranpur	5,837
Muzaffarnagar	6,000
Meerut
Bulandshahr	4,672
Aligarh	8,000
Total	24,509
Muttra	15,119	...	25,850
Agra	27,226	...	11,149
Fatehabad	25,842	375	10,960
Mainpuri	22,900	...	(a) 5,915
Etawah	30,633	1,855	8,811
Etah	23,806	...	28,871
Total	1,45,526	2,230	91,556
Bareilly	15,194	595	(d) 27,300
Bijnor	14,084
Budaun	37,238	...	1,110
Moradabad	7,052	...	2,200
Shāhjānpur	9,936	3,848	...
Pilibhit	8,150	460	...
Total	91,654	4,903	30,610
Cawnpore	4,391	...	21,650
Fatehpur	9,000	...	33,500
Bānda	2,582	3,667	14,615
Hamirpur	6,165	1,273	20,632
Allahabad	1,741	...	6,305
Jhānsi	4,332	(r) 1,668	3,524
Jalaun	13,688	...	21,000
Total	41,899	6,608	1,21,226

APPENDIX

Statistics in regard to advances for wells, &c., in the districts of the

District.	Number of works constructed from advances shown in columns 2 to 4.			Estimated area irrigated by—		Amount of ordinary advances under Act XIX of 1883, given since 1st October 1896.	Number of works completed from advances in column 10.					
	Kachcha wells.	Other irrigation works of immediate use (bandhs, tanks, &c.).	Masonry wells.	Kachcha wells.	Other irrigation works of immediate use (bandhs, tanks, &c.).		Kachcha wells.	Other irrigation works of immediate use (bandhs, tanks, &c.).	Masonry wells.			
										5	6	7
				Acres.	Acres.	Rs.						
Dehra Dún
Sahāranpur
Muzaffarnagar	315	2,406	...	8,280	1
Meerut	212	1,211	...	550
Bulandshahr	1,740	56
Aligarh	204	1,020	...	1,440
	505	3,447	...	4,875	3
	1,236	8,084	...	11,885	56	6
Muttra	895	4,382	...	1,325	2
Agra	1,594	...	43	7,970	...	1,060	2
Farukhabad	5,065	1	15	10,804	4	1,650
Mainpuri	2,315	...	(b) 67	6,601	...	500	1
	15,627	7	294	50,685	688	10,930	2	1
Etawah	2,194	6	51	6,582	684	4,451
Etah	3,564	...	118	14,256	...	1,944
	15,627	7	294	50,685	688	10,930	2	1
Bareilly	5,741	4	(r)	9,087	901	277	1
Bijnor	3,521	7,042	...	1,300	(s)
Budaun	31,000	...	5	31,000	...	500
Moradabad	1,047	...	4	1,528	...	700
Shāhjāhānpur	9,439	4	...	47,195	4,628	(h) 7,580
Pilibhīt	3,036	2	...	4,998	54	600	480
	53,784	10	9	100,850	5,593	10,957	480	1
Cawnpore	261	...	(f) 183	660	...	6,139	35	(t)
Fatehpur	498	...	92	996	...	14,000	15
Bānda	118	372	129	556	420	(m) 35,959	46	(n) 538
Hamirpur	465	7	124	753	18	495	1
Allahabad	156	...	64	527	...	12,453	579	1
Jhānsi	215	96	30	522	461	3,600	15
Jalaun	1,174	...	116	2,844	...	6,802	1	1
	2,887	475	688	6,858	899	79,442	661	571	...	1

DIX V.

North-Western Provinces and Oudh since 1st October 1896.

Estimated area irrigated by—		Number of <i>kachaks</i> wells constructed not under advances (approximate).	Area irrigated by wells in column 16.	Amount advanced for seed grain.	Area sown by advances (approximate).	Amount advanced as subsistence <i>takávi</i> , Part B, Board's Circular No. 5 - IV.	Remarks.
<i>Kachaks</i> wells.	Other irrigation works of immediate use (<i>bandhs</i> , tanks, &c.).						
14	15	16	17	18	19	20	21
Acres.	Acres.		Acres.	Rs.	Acres.	Rs.	
...	4,380	240	...	
...	...	1,097	7,953	8,353	2,425	...	
...	...	110	880	7,819	2,552	...	
70	...	132	170	2,700	675	...	
...	...	875	1,875	2,500	375	...	
...	...	3,876	32,949	9,800	3,432	...	
70	...	5,590	43,827	35,551	9,699	...	
44	...	2,077	10	28,969	7,473	...	
...	...	8,056	40,230	20,293	2,120	...	
...	...	13,099	25,058	18,759	4,118	...	
...	...	(c) 5,081	14,520	13,802	2,625	...	
...	...	1,961	5,883	21,705	4,875	...	
...	...	17,668	70,672	22,952	5,853	...	
44	...	47,942	156,423	1,26,480	27,064	...	
...	1,420	29,630	48,781	60,747	27,169	...	(d) Most of this was advanced in the latter part of June, when the sinking of wells was not practicable.
...	...	11,500	...	(f) 18,357	4,589	...	(e) Under construction.
...	...	40,500	40,500	(g) 29,289	9,282	...	(f) Besides this Rs. 4,529 was advanced for seed and bullocks, but its details are not known.
...	...	50,606	63,130	13,515	3,563	...	(g) Rs. 2,367 for cattle were also advanced. Numerous <i>bandhs</i> were constructed, but not from advances.
...	...	24,565	122,825	(i) 33,320	6,379	...	(h) Columns 11 to 15 have been left blank as the amount shown in column 10 was advanced during May and June, and as yet the proposed works have not been completed.
402	...	12,977	29,063	40,796	36,296	...	(i) Includes Rs. 9,169 on account of value of carrot and potato seed.
402	1,420	169,778	304,299	2,02,024	87,278	...	
88	...	3,047	7,712	29,498	6,108	1,110	
...	300	998	1,996	27,000	5,420	29,500	(j) Some of these wells are not finished yet.
9	130	127	285	(o) 59,447	48,072	(p) 45,077	(m) This represents the amount actually disbursed out of Rs. 42,805 drawn from the treasury.
...	...	597	1,053	18,836	3,237	(q) 10,893	(n) 524 <i>bandhs</i> and 14 tanks.
1,432	17	10,260	29,017	70,974	15,105	55,965	(o) Actually disbursed for seed <i>takávi</i> out of Rs. 1,18,799 drawn from the treasury.
...	146	142	356	6,555	1,563	3,721	(p) Actually disbursed out of Rs. 61,194 drawn from the treasury.
2	...	262	578	35,874	6,765	50,414	(q) Orders for payment of advances for subsistence, amounting to Rs. 23,825, had issued from headquarters up to 31st July 1897. Column 20 shows the amounts included in the treasury accounts of expenditure up to that date.
1,531	593	15,433	40,997	2,48,184	86,270	1,96,680	(r) <i>Gúls</i> (canals) Rs. 250; repairs and cleaning of wells Rs. 1,417-8-0.

Statistics in regard to advances for wells, &c., in the districts of th

District.	Amount advanced since 1st October 1896 specially for the construction of—			Number of works constructed from advances shown in columns 2 to 4.			Estimated area irrigated by—		Amount of ordinary advances under Act XIX of 1883, given since 1st October 1896.	Number of works completed from advances in column 10.		
	Kachcha wells.	Other irrigation works of immediate use (bandhs, tanks, &c.)	Masonry wells.	Kachcha wells.	Other irrigation works of immediate use (bandhs, tanks, &c.)	Masonry wells.	Kachcha wells.	Other irrigation works of immediate use (bandhs, tanks, &c.)		Kachcha wells.	Other irrigation works of immediate use (bandhs, tanks, &c.)	Masonry wells.
1	2	3	4	5	6	7	8	9	10	11	12	13
	Rs.	Rs.	Rs.				Acres.	Acres.	Rs.			
Benares	3,302	...	1,690	411	...	10	3,349	...	(*)425
Mirzapur	4,515	...	1,125	318	1,298	...	1,075	...	1	6
Jaunpur	9,500	...	8,950	2,516	...	9	5,032	...	2,915	...	1	11
Ghazipur	6,400	...	19,975	518	...	103	3,306	...	1,575	525
Ballia
Total	23,717	...	26,740	3,763	...	123	13,075	...	5,990	525	2	17
Gorakhpur	9,844	...	26,780	3,927	...	362	10,143	...	8,020	...	1	43
Basti	5,000	4,310	14,790	1,596	13	324	3,192	117	87
Azamgarh	11,827	...	6,427	2,445	...	64	3,977	...	1,805
Total	26,671	4,310	47,997	7,968	13	750	17,312	117	4,825	...	1	80
Naini Tal	500	...	2	...
Almora	(*)4,490	...	(*)...	...
Garhwál
Total	4,990	...	2	...
Total N.-W. P.	3,53,976	18,051	3,18,129	85,265	505	1,863	196,864	7,287	1,29,019	1,724	578	891
Lucknow	1,00,352	190	27,345	9,843	3	154	26,138	300	2,223	...	4	14
Unao	70,358	...	7,100	10,050	...	10	20,100	...	110	1
Bae Bareilly	2,775	10	1,67,231	1,875	13	391
Sitapur	50,685	...	29,550	1,865	...	77	2,914	...	4,450	14
Hardoi	87,553	...	12,424	17,045	...	125	53,265	...	2,742	32
Kheri	50	1	7,818	2,577	5	11
Total	3,08,948	190	79,244	38,803	3	377	102,417	300	1,84,564	4,452	22	463
Fyzabad	9,237	...	19,225	1,805	...	133	6,249	...	360	3
Gonda	21,162	5,951	13,650
Mehraich	1,599	682	1,364
Sultánpur	26,000	...	77,000	4,292	...	623	12,876	...	1,125	9
Partágarh	19,158	...	21,799	2,450	...	196	9,600	...	3,583	26
Bara Banki	46,023	...	20,098	3,858	...	185	20,708	...	2,530	13
Total	1,23,102	...	1,38,122	19,038	...	1,082	64,647	...	7,598	51
Total Oudh	4,32,050	190	2,17,866	57,841	3	1,459	167,064	300	1,92,162	4,452	22	514
GRAND TOTAL, N.-W. P. AND OUDH.	7,86,026	18,241	5,35,495	143,106	508	3,322	363,928	7,587	3,21,181	6,176	600	905

NOTE I.—Columns 2 to 9 of the statement refer to special advances, &c. (a) for *kachcha* wells and other irrigation works of immediate use at the full rate of interest, under Act XIX of 1883.
 II.—The areas shown as irrigated, columns 8, 9, 14, 15 and 17, are only estimates, arrived at by multiplying the average area irrigated by the number of *kachcha* wells shown in column 16 are also only estimates.
 III.—The number of *kachcha* wells shown in column 16 are also only estimates.
 IV.—Information regarding advances for *kachcha* wells and irrigation works of immediate use is given up to 31st March 1897, ordinary and subsistence] up to 31st July 1897.

NAINI TAL:

The 5th September 1897.

North-Western Provinces and Oudh since 1st October 1896—(concluded).

Estimated area irrigated by—		Number of <i>kachka</i> wells constructed not under advances (approximate).	Area irrigated by wells in column 16.	Amount advanced for seed grain.	Area sown by advances (approximate).	Amount advanced as subsistence <i>takávi</i> , Part B, Board's Circular No. 5—IV.	Remarks.
<i>Kachka</i> wells.	Other irrigation works of immediate use (<i>bandhs</i> , tanks, &c.).						
14	15	16	17	18	19	20	21
Acres.	Acres.	Acres.	Rs.	Acres.	Rs.	Acres.	Rs.
...	...	246	2,192	1,353	373
...	...	432	968	18,343	7,996	8,464	(g) The well has not yet been sunk.
...	50	2,000	4,000	13,250	1,600	...	
...	...	4,245	14,030	19,904	3,122	...	
2,100	...	1,879	7,516	13,705	3,428	...	
2,100	50	8,802	28,706	66,555	16,519	8,464	
...	...	23,502	57,507	1,52,276	32,706	...	
...	...	7,930	15,860	42,837	11,063	...	
...	...	9,683	15,256	47,478	11,163	1,000	
...	...	41,115	88,623	(f) 2,42,591	54,932	1,000	(f) Besides this there are advances in carrot seed, &c., Rs. 11,971, and for purchase of bullocks Rs. 25,897.
...	
...	80	(u) Advanced for ordinary canals.
...	50	
...	80	
4,147	2,143	288,660	662,875	9,21,385	281,762	2,06,144	
...	70	2,483	6,209	1,07,319	13,164	...	
...	...	15,000	30,000	72,662	11,353	...	
5,397	750	7,979	9,974	4,411	1,086	...	
...	...	12,029	18,795	25,732	5,361	...	
...	...	14,000	70,000	87,017	36,239	...	
7,731	...	13,276	35,309	27,574	13,394	...	
13,128	820	64,767	170,287	3,24,715	85,597	...	
...	...	2,801	10,020	23,082	5,947	...	
...	14,472	33,195	9,960	...	
...	...	15,000	30,000	2,380	2,975	...	
12	...	6,406	19,218	29,692	6,500	...	
...	...	7,304	29,216	57,922	9,365	...	
...	...	16,539	53,641	22,376	5,551	...	
12	...	48,050	156,567	1,68,647	40,298	...	
13,140	820	112,817	326,864	4,93,362	125,895	...	
17,287	2,963	401,477	989,729	14,14,747	407,657	2,06,144	

use without interest, and (b) for masonry wells at the reduced rate of 4½ per cent.; while columns 10 to 15 relate to the ordinary advances by a well by the number of wells.

that for masonry wells at 4½ per cent. interest up to the end of June 1897, and for other advances [seed, Act XIX of 1883,

J. M. HOLMS,
Joint Secretary, Board of Revenue,
N. W. P. and Oudh.

Supplementary Statement showing statistics in regard to advances for wells, &c., in the districts of the North-Western Provinces and Oudh, for the months of August and September 1897.

Districts.	10			12			13			15			18			19			20			21
	Amount of ordinary advances under Act XIX of 1888.			Number and nature of works completed from advances in column 10.			Estimated area irrigated by column 12.			Amount advanced for seed grain.			Area sown by advances (approximate).			Amount advanced as subsistence <i>takāvi</i> (Part B, Board's Circular No. 5-IV).						
	Given since 1st October 1896 up to end of July 1897.	Given in August and September 1897.	Total.	Other irrigation works of immediate use (<i>bandhs</i> tanks, &c.).	Masonry wells.		Other irrigation works of immediate use (<i>bandhs</i> , tanks, &c.).			From 1st October 1896 up to end of July 1897.	During August and September 1897.	Total.	From 1st October 1896 up to end of July 1897.	During August and September 1897.	Total.	From 1st October 1896 up to end of July 1897.	During August and September 1897.	Total.				
a	b	c	a	b	c	a	b	c	a	b	c	a	b	c	a	b	c					
Dehra Dūn	4,380	...	4,380	240	...	240
Sahāranpur ...	3,280	...	3,280	11	...	11	8,352	...	8,352	2,425	...	2,425
Muzaffarnagar ...	550	50	600	5	1	6	7,819	...	7,819	2,552	...	2,552
Mecrut ...	1,740	...	1,740	7	...	7	2,700	...	2,700	675	...	675
Bulandshahr, ...	1,440	400	1,840	9	2	11	2,500	...	2,500	375	...	375
Aligarh ...	4,875	575	5,450	31	4	35	9,800	...	9,800	3,432	...	3,432
Total ...	11,885	1,025	12,910	63	7	70	35,551	...	35,551	9,699	...	9,699
Muttra ...	1,325	800	2,125	28,969	...	28,969	7,473	...	7,473
Agra ...	1,060	2,760	3,820	8	2	6	20,293	7,351	27,644	2,120	848	2,968
Farrukhabad, ...	1,650	550	2,200	5	1	6	18,759	279	19,038	4,118	46	4,164
Mainpuri ...	500	500	1,000	1	...	1	13,802	...	13,802	2,625	...	2,625
Etāwah ...	4,451	793	5,244	37	2	37	21,705	30	21,735	4,875	6	4,881
Etah ...	1,944	1,000	2,944	12	4	16	22,952	2,757	25,709	5,853	703	6,556
Total ...	10,930	6,403	17,333	1	...	1	57	7	64	1,26,480	10,417	1,36,897	27,064	1,603	28,667
Bareilly ...	277	...	277	1	...	1	1,420	1,420	60,747	1,886	62,633	27,169	1,500	28,669
Bijnor ...	1,800	980	2,280	2	...	2	18,357	698	19,055	4,589	...	4,589
Budaun ...	500	400	900	3	4	7	29,289	...	29,289	9,282	...	9,282
Moradabad ...	700	...	700	1	...	1	13,515	876	14,391	3,563	232	3,795
Shāhjahānpur, ...	7,580	...	7,580	89,320	12	89,332	6,379	8	6,382
Philibūt ...	600	...	600	40,796	...	40,796	86,296	...	36,296
Total ...	10,957	1,880	12,837	1	...	1	6	4	10	1,420	1,420	2,02,024	8,472	2,05,496	87,278	1,735	89,013

* These figures include advances made for purchase of both seed grain and bullocks.
 † Materials are being collected for the construction of masonry wells.
 ‡ The wells are under construction.
 § The advances shown in column 10 (b) are on account of further instalments for five wells included in column 13 (a).
 || Rupees 80 for repairs of a masonry well; Rs. 400 for clearance of jungle; Rs. 500 for a masonry well.
 † Well not yet completed.

Cawnpore ...	6,189	150	6,289	50	2	52	20,498	20	20,518	6,108	135	6,243	1,110	401	1,571
Fatehpur ...	14,000	...	14,000	15	...	15	7	...	7	800	...	800	27,000	100	27,100	5,420	23	5,443	20,500	...	20,500
Banda ...	85,953	1,105	87,058	538	...	538	22	4	20	130	18	148	59,447	11,907	71,354	48,072	1,025	40,007	45,077	86,824	81,001
Hamsirpur ...	495	...	495	1	...	1	2	...	2	18,836	...	18,836	8,287	...	8,287	10,893	19,173	30,066
Allahabad ...	12,453	...	12,453	1	...	1	50	...	50	17	...	17	70,974	722	71,696	15,105	200	15,305	55,905	18,440	74,405
Jhansi ...	8,600	50	8,650	15	...	15	16	††1	17	146	...	146	6,555	...	6,555	1,503	...	1,503	8,721	2,779	6,500
Jalaun ...	6,802	...	6,802	1	...	1	21	...	21	85,874	...	85,874	6,765	...	6,765	50,414	20,608	71,082
Total ...	70,442	1,805	80,747	571	...	571	168	7	175	593	18	611	2,48,184	12,809	2,60,993	80,270	1,388	87,658	1,09,080	98,345	2,95,025
Benares	1,353	...	1,353	878	...	878
Mirzapur ...	425	...	425	18,843	22,255	40,598	7,990	6,622	14,618	8,404	8,270	11,784
Jaunpur ...	1,075	...	1,075	1	...	1	6	...	6	50	...	50	13,250	...	13,250	1,000	...	1,000
Ghazipur ...	2,915	...	2,915	1	...	1	11	...	11	19,904	940	20,844	8,123	418	8,540
Ballia ...	1,575	...	1,575	13,705	...	13,705	8,428	...	8,428
Total ...	5,990	...	5,990	2	...	2	17	...	17	50	...	50	68,555	23,195	89,750	10,519	7,040	23,559	8,404	8,270	11,784
Gorakhpur ...	3,020	...	3,020	1	...	1	43	...	43	1,52,276	...	1,52,276	82,700	...	82,700
Basti	42,837	...	42,837	11,003	...	11,003
Azargarh ...	1,805	...	1,805	87	...	87	47,478	18	47,496	11,193	8	11,193	1,000	...	1,000
Total ...	4,825	...	4,825	1	...	1	80	...	80	2,42,591	18	2,42,609	54,982	8	54,985	1,000	...	1,000
Naini Tal
Almora ...	500	500	1,000	2	3	5	80	100	130
Garhwal ...	4,400	...	4,400	50	...	50
Total ...	4,900	500	5,400	2	3	5	80	100	180
Total, N.-W. P.,	1,29,019	10,013	1,39,032	578	8	581	891	25	416	2,148	118	2,261	9,21,865	49,911	9,71,796	2,81,792	11,704	2,98,520	2,00,144	1,01,615	3,07,759
Lucknow ...	2,223	3,120	5,343	4	...	4	14	4	18	70	...	70	1,07,819	2,731	1,10,050	13,164	342	13,506
Unao ...	100	...	100	1	...	1	72,602	...	72,602	11,853	...	11,853
Boe Bareilly ...	1,07,231	1,375	1,08,606	18	...	13	891	...	891	750	...	750	4,411	...	4,411	1,086	...	1,086
Mitapur ...	4,450	1,300	5,750	14	5	19	25,732	117	25,849	5,801	24	5,825
Hardoi ...	2,742	5,892	8,634	32	50	88	87,017	...	87,017	36,239	...	36,239
Kheri ...	7,818	100	7,918	5	...	5	11	2	13	27,574	77	27,651	18,394	71	18,465
Total ...	1,84,564	11,787	1,96,351	22	...	22	463	67	530	820	...	820	8,24,715	2,925	8,27,640	85,597	437	86,034
Fyzabad ...	860	...	860	8	...	8	23,082	...	23,082	5,947	...	5,947
Gonda	83,195	1,600	84,795	9,900	855	10,815
Bahraich	2,380	...	2,380	2,975	...	2,975
Multanpur ...	1,125	140	1,265	9	1	10	29,692	...	29,692	6,500	...	6,500
Partabgarh ...	3,583	225	3,808	20	...	20	57,022	253	58,175	9,865	277	9,642
Bara Banki ...	2,530	2,498	5,028	13	6	19	22,376	...	22,376	5,551	...	5,551
Total ...	7,598	2,863	10,461	51	7	58	1,08,647	1,858	1,10,505	40,298	632	40,930
Total, Oudh...	1,92,192	14,650	2,06,842	22	...	22	514	74	588	820	...	820	4,93,892	4,778	4,98,670	1,25,895	1,099	1,26,964
GRAND TOTAL,	3,21,181	25,293	3,46,474	600	8	608	905	99	1,004	2,008	118	3,081	14,14,747	64,089	14,80,836	4,07,657	12,838	4,20,400	2,00,144	1,01,615	3,07,759

*This was advanced for seed and bullocks; no details as to how much was given for seed are available.
 †† This is one of the 80 wells shown in column 7 of the previous statement. A portion of the work remained unfinished, and there being no money available from the same head, Rs. 50 were advanced from the ordinary takdoi grant.

NAINI TAL:
 The 17th October 1897.

J. M. HOLMS,
 Joint Secretary, Board of Revenue, N.-W. P. and Oudh.

Statistics in regard to advances for wells, &c., in Government estates from 1st October 1896 to 30th September 1897.

1	2			3			4			5			6		7			8		9			10			11			12							
	Amount advanced since 1st October 1896, especially for the construction of—			Number constructed from advances shown in columns 2 and 4.			Estimated area irrigated by			Amount of ordinary advances under Act XIX of 1883.			Number and nature of works completed from advances in column 10.			Other irrigation works of immediate use (bandhs, tanks, &c.).			Masonry wells.																	
	Kachchs wells.	Other irrigation works of immediate use (bandhs, tanks, &c.).	Masonry wells.	Kachchs wells.	Other irrigation works of immediate use (bandhs, tanks, &c.).	Masonry wells.	Kachchs wells.	Other irrigation works of immediate use (bandhs, tanks, &c.).	Masonry wells.	Given since 1st October 1896 up to end of July 1897.	Given in August and September 1897.	Total.	Completed since 1st October 1896 up to end of July 1897.	Completed in August and September 1897.	Total.	Completed since 1st October 1896 up to end of July 1897.	Completed in August and September 1897.	Total.																		
District,																																				
Mirzapur (Dádhí estate)	
Naini Tal ...																																				
{ Taráí estate	
{ Kumaun-Bhábar	
Almora ... Kumaun-Bhábar ...	123	8	625	
Garhwál ... Garhwál-Bhábar estates	
Total ...	123	8	625	

Statistics in regard to advances for wells, &c., in Government Estates from 1st October 1896 to 30th September 1897—(concluded).

12 District.	13			14			15			16			17 Remarks.
	Estimated area irrigated by column 12.			Amount advanced for seed grain.			Area sown by advances (approximate).			Amount advanced as subsistence <i>takāvi</i> (Part B. Board's cir. 5—1V).			
	From 1st October 1896 up to end of July 1897.	During August and September 1897.	Total.	From 1st October 1896 up to end of July 1897.	During August and September 1897.	Total.	From 1st October 1896 up to end of July 1897.	During August and September 1897.	Total.	From 1st October 1896 up to end of July 1897.	During August and September 1897.	Total.	
Mirzapur (Dádhi Estate)	12,000	...	12,000	12,960	...	12,960	* The Commissioner of Kumaun has been asked to explain how this sum came to be advanced as subsistence <i>takāvi</i> in that portion of the Kumaun estate situate in Almora.
Naini Tal { Tará Estate	7,913	...	7,913	8,200	...	8,200	
{ Kumaun-Bhábar	630	630	...	76	76	
Almora-Kumaun Bhábar	850	1,000	1,850	313	...	313	* 1,750	...	1,750	
Garhwál-Garhwál Bhábar Estate	
{Total	20,263	1,630	21,893	16,473	76	16,549	1,750	...	1,750	

APPENDIX VI.

Statement showing suspensions and remissions of Revenue in the North-Western Provinces and Oudh for 1897.

District.	Total revenue demand for 1304 fasli.	1303 fasli.		1304 fasli.		1303 fasli.		1304 fasli.		Number of mahals.	Suspensions.				
		Percentage of—		Percentage of—		Percentage of—		Percentage of—			Before 1302 fasli.	1302 fasli.	1303 fasli.	Kharif, 1304 fasli.	Rabi, 1304 fasli.
		(a)	(b)	(a)	(b)	(a)	(b)	(a)	(b)						
1	2	Kharif area to normal.	Rabi area to normal.	Kharif area to normal.	Rabi area to normal.	Actual Kharif outturn on average.	Actual Rabi outturn on average.	Actual Kharif outturn on average.	Actual Rabi outturn on average.	11	Rs.	Rs.	Rs.	Rs.	Rs.
Muttra ...	14,88,095	98	97	111	88	71	71	40	57	669	1,23,284	55,000
Agra ...	17,44,763	100	91	114	62	68	77	46	42	1,610	95,700	67,000
Farukhabad ...	11,51,107	109	90	112	80	90	72	45	52	767	1,367	47,667	25,501
Mainpuri ...	12,44,714	105	93	97	86	75	74	49	70	114	52,404	4,000
Fatah ...	13,21,622	99	94	98	85	73	67	51	70	304	36,140	27,318
Etah ...	11,14,490	106	99	113	85	89	74	59	62	450	67,255	20,985
Total	80,64,791	3,908	1,428	4,12,450	1,99,804
Barilly ...	13,36,209	102	78	104	78	77	54	60	66	127	13,006	2,10,272	...
Bijnor ...	11,81,677	96	91	99	82	72	58	62	58	583	5,867	1,49,769	...
Budaun ...	10,41,054	104	99	107	98	86	66	53	70	713	26,744	1,11,506	...
Moradabad ...	14,58,708	98	85	103	73	74	54	51	53	3,755	15,000	2,00,605	6,702
Shahjahanpur ...	11,66,069	101	108	101	61	59	56	38	43	1,544	607	1,449	33,320	1,67,398	29,980
Pilibhit ...	6,91,792	97	68	95	64	48	33	37	64	1,833	39,091	1,39,242	...
Total	68,75,509	7,842	607	2,162	1,33,028	9,78,792	36,682
Cawnpore ...	21,45,213	97	90	112	85	79	73	38	43	3,905	324	5,613	23,012	4,91,496	1,76,014
Fatehpur ...	13,14,440	96	92	85	66	85	71	27	50	3,432	80,635	3,39,461	2,12,297
Banda ...	11,13,979	86	74	115	27	69	38	39	16	2,175	...	17,077	2,09,532	3,58,594	5,09,252
Hamirpur ...	10,49,172	90	85	116	49	75	42	48	25	1,749	850	4,774	2,12,496	2,09,128	3,86,984
Allahabad ...	23,71,504	98	82	103	44	75	67	26	25	6,386	1,79,090	6,92,256	5,69,191
Jhansi ...	7,00,481	93	90	106	62	68	38	50	31	1,129	...	2,971	1,08,777	87,733	1,22,610
Jalaun ...	10,16,170	86	99	93	29	53	47	25	10	1,947	857	15,491	2,71,638	2,83,095	5,02,984
Total	97,10,959	20,723	1,531	45,926	10,35,180	24,61,763	24,79,332
Bonares ...	8,07,429	101	86	101	78	72	63	25	56	10,578	61,942	44,406
Mirzapur ...	8,44,047	95	84	60	58	77	56	28	49	1,42,098	1,13,942
Jaunpur ...	12,48,832	104	93	70	82	93	76	28	46	2,34,521	59,703
Ghazipur ...	10,33,064	98	83	90	77	61	68	46	71	77	1,56,321	17,032
Ballia ...	6,86,167	112	90	116	84	92	70	54	71	71,964	12,315
Total	47,09,529	10,925	6,66,846	2,47,397
Gorakhpur ...	24,87,712	101	92	100	65	76	66	44	57	5,915	16,809	3,05,905	92,427
Basti ...	19,36,351	102	95	99	78	94	71	39	67	2,190	99	80,872	...
Azamgarh ...	17,35,947	102	88	62	78	70	69	17	48	3,930	9,998	5,49,410	1,14,474
Total	61,60,010	12,035	26,906	9,36,187	2,66,901
Lucknow ...	8,15,800	105	90	75	75	96	81	31	54	1,94,273	1,99,924
Unao ...	15,31,123	108	84	101	72	99	85	31	42	12,180	5,16,844	2,50,000
Rae Baroli ...	14,57,285	99	95	75	74	96	85	28	41	3,88,000	80,190
Sitapur ...	13,61,755	96	95	102	73	66	50	53	63	368	2,01,854	11,850
Hardoi ...	14,89,037	97	100	97	52	63	55	24	24	1,21,612	4,32,696	5,38,412
Kheri ...	8,28,322	95	90	96	80	81	49	69	80	10,621	65,773	...
Total	74,83,382	3,00,612	17,49,440	10,80,376
Fyzabad ...	11,46,155	104	83	100	69	81	63	38	54	800	74,992	1,07,037
Gonda ...	15,39,154	98	89	85	76	82	61	38	57	612	1,13,887	...
Bahraich ...	9,59,405	99	94	99	94	93	67	59	75
Sultanpur ...	13,02,494	99	100	101	73	91	83	38	66	660	8,834	1,91,540	90,608
Partabgarh ...	12,32,423	106	88	111	70	95	70	88	40	529	36,405	3,17,998	2,00,000
Bara Banki ...	17,21,922	100	89	99	82	96	71	33	59	921	1,71,396	1,37,834

Statement showing suspensions and remissions of Revenue in the North-Western Provinces and Oudh for 1897—(concluded.)

District.	Total suspensions.	Demand for 1805 <i>fasi.</i>	Remissions proposed.				Percentage of remissions to total district demand.	Remissions proposed by the Board.	Percentage to total district demand.	Percentage of remissions to suspensions.
			For balance up to 1808 <i>fasi.</i>	<i>Xharif</i> , 1804 <i>fasi.</i>	<i>Rabi</i> , 1804 <i>fasi.</i>	Total.				
1	17	18	19	20	21	22	23	24	25	26
	Rs.	Rs.	Rs.	Rs.	Rs.	Rs.		Rs.		
Muttra ...	1,78,284	5,12,922	...	38,511	12,383	50,894	3.42	50,894	3.42	28.55
Agra ...	1,62,700	5,66,337	...	41,809	...	41,809	2.39	41,809	2.39	25.70
Parukhabad ...	74,535	3,74,331	...	8,839	8,937	17,776	1.54	19,143	1.66	25.68
Mainpuri ...	56,404	83,184	...	8,826	1,174	10,000	.80	10,000	.80	17.73
Ptawah ...	63,458	84,113	...	85,223	24,671	59,894	4.53	59,894	4.53	94.38
Etah ...	78,301	1,01,448	...	16,281	...	27,260	2.44	27,321	2.45	34.89
Total	6,13,082	1,79,335	...	1,49,489	58,144	2,07,633	2.57	2,09,061	2.58	34.07
Bareilly ...	2,23,278	...	2,657	9,770	...	12,427	.93	22,776	1.70	10.20
Bijnor ...	1,55,636	...	2,769	14,831	...	17,600	1.49	20,698	1.75	13.30
Budaun ...	1,38,963	15,000	1.44	10.80
Moradabad ...	2,22,307	6,69,931	14,506	26,087	1,852	42,445	2.91	42,445	2.91	19.09
Shahjahanpur ...	2,32,654	4,72,962	21,004	21,297	3,572	46,053	3.95	60,325	5.18	25.93
Pilibhit ...	1,78,333	5,04,954	29,617	14,397	...	44,014	6.36	35,398	7.72	29.94
Total	11,51,171	...	70,553	86,382	5,604	1,62,539	2.36	2,14,642	3.12	18.65
Cawnpore ...	6,96,459	15,05,699	27,484	3,38,078	1,36,873	5,02,435	23.42	2,11,592	9.86	30.38
Fatehpur ...	5,82,393	10,74,865	28,736	1,91,793	94,125	3,14,654	23.94	1,99,593	15.11	34.27
Faizabad ...	10,94,455	11,12,986	2,17,609	3,49,594	5,00,252	10,67,455	95.82	8,17,621	73.39	74.69
Hamirpur ...	8,13,732	9,98,105	1,88,000	1,55,000	2,50,000	5,93,000	56.52	5,76,797	54.98	70.88
Allahabad ...	14,40,537	20,05,404	91,999	1,08,169	61,769	2,64,937	11.17	6,97,998	29.43	48.45
Jhansi ...	3,22,091	6,22,689	1,02,429	62,679	80,395	2,45,503	35.04	1,86,090	26.56	57.77
Jalaun ...	10,74,065	9,87,730	2,84,869	2,21,131	3,19,419	8,25,419	81.23	8,31,899	81.87	77.45
Total	60,23,732	83,07,477	9,44,126	14,26,444	14,42,833	38,13,403	39.27	35,21,490	36.26	58.46
Benares ...	1,16,025
Mirzapur ...	2,56,040
Jaunpur ...	2,94,301
Ghazipur ...	1,73,623
Ballia ...	84,279
Total	9,25,168
Gorakhpur ...	4,15,141	1,30,037	5.23	1,30,037	5.23	81.32
Basti ...	80,971	25,501	1.32	25,501	1.32	31.49
Azamgarh ...	6,73,882	2,73,773	15.77	2,73,773	15.77	40.63
Total	11,69,994	4,29,311	6.96	4,29,311	6.96	36.69
Lucknow ...	3,94,197	1,76,000	21.45	1,29,000	15.81	32.72
Unao ...	7,79,024	4,00,000	26.12	2,05,779	13.44	26.41
Ilae Bareilly ...	4,18,558	3,25,000	23.30	1,86,380	12.79	44.53
Sitapur ...	3,35,316	75,000	5.51	75,000	5.51	22.37
Hardoi ...	11,26,940	6,50,000	43.65	5,76,603	38.73	51.16
Kheri ...	76,393
Total	31,30,428	16,25,000	21.71	11,72,762	15.67	37.47
Fyzabad ...	1,82,029	6,13,255	...	5,012	50,124	1,00,248	8.75	1,00,248	8.75	55.07
Gonda ...	1,14,058	7,02,735	171	2,103	...	2,274	.15	2,274	.14	1.99
Babraich
Sultanpur ...	2,90,980	2,63,423	7,602	39,719	2,579	49,900	3.83	89,300	6.90	30.90
Partabgarh ...	5,54,403	6,81,615	3,652	47,958	19	51,629	4.19	1,48,840	12.08	26.85
Bara Banki ...	3,09,230	11,77,825	...	39,838	37,330	77,163	4.48	1,17,163	6.80	37.89
Total	14,50,700	...	11,425	1,79,737	90,052	2,81,214	8.56	4,58,425	5.80	81.63
GRAND TOTAL	1,44,64,875	65,19,100	12.86	60,05,691	11.79	41.52

APPENDIX VII.

Statement showing by districts the total number of men, women, and children employed on works, relieved as dependants or fed in kitchens on the last Saturday of each month, on works under the Public Works Department.

Districts.	Total workers.			Total workers.	Dependants.			Total number of dependants.	Total number of dependants fed.		Total number of dependants fed.	Grand Total.	Remarks.
	Men.	Women.	Children.		Men.	Women.	Children.		Males.	Females.			
1	2	3	4	5	6	7	8	9	10	11	12	13	14
31st October 1896.													
Muttra
Agra
Etah
Farukhabad
Mainpuri
Etawah
Barilly
Bijnor
Budáun
Moradabad
Sháhjahánpur
Pilibhit
Fyzabad
Gonda
Sultánpur
Partágarh
Bara Banki
Lucknow
Unao	1,640	...
Rae Baroll	...	878	538	738	1,649
Sitapur	60	84	709	803	3,473	...
Hardoi	...	1,080	1,130	460	2,670
Kheri
Mirzapur
Jaunpur
Gorakhpur	44	...
Azamgarh	...	23	13	8	44
Cawnpore
Fatehpur	2,208	...
Allahabad	...	450	630	730	1,825	189	86	115	883	4,667	...
Jalaun	...	1,128	1,540	1,200	3,928	79	82	578	739
Jhánsi
Jalitpur
Hamirpur	...	898	1,134	638	2,670	13	43	843	901	8,571	...
Bánda	...	3,026	4,510	4,367	12,803	237	255	1,401	1,893	14,690	...
Total	...	7,889	9,504	8,190	25,589	570	503	3,649	4,719	30,308	...

In the case of the 1st and 2nd Allahabad Divisions, as the numbers fed in kitchens are already shown as workers or dependants, column 12 has not again been added to get the Grand Total.

Statement showing by districts the total number of men, women and children employed on works relieved as dependants or fed in kitchens on the last Saturday of each month, on works under the Public Works Department.

Districts.	Total workers.			Total workers.	Dependants.			Total number of dependants.	Total number of dependants fed.		Total number of dependants fed.	Grand Total.	Remarks.
	Men.	Women.	Children.		Men.	Women.	Children.		Males.	Females.			
1	2	3	4	5	6	7	8	9	10	11	12	13	14
23 rd November 1896.													
Muttra
Agra
Etah
Farakhsabad
Mainpuri
Etawah ...	47	82	17	96	2	2	96	...
Barilly
Bijnor
Budern
Moradabad
Shahjahanpur
Pilibhit
Fyzabad
Gonda
Sultanpur
Paraganah
Bara Banki
Lucknow
Unao
Rae Bareilly ...	2,995	4,013	4,001	11,009	132	219	1,874	2,225	13,234	...
Sitapur ...	1,966	1,013	1,108	4,086	121	121	4,207	...
Hardoi ...	2,346	2,686	2,428	7,460	86	17	1,728	1,781	9,241	...
Kheri
Mirzapur
Jaunpur ...	2,121	3,309	1,493	6,923	13	17	2,038	2,068	8,991	...
Gorakhpur
Azamgarh ...	89	166	117	372	372	...
Cawnpore
Fatehpur
Allahabad ...	11,982	2,797	3,220	7,999	194	91	117	402	8,401	In the case of the 1st and 2nd Allahabad Division, as the numbers fed in kitchens are already shown as workers or dependants, column 12 has not again been added to get the Grand Total.
Jalaun ...	2,840	3,692	3,749	10,181	40	18	925	983	(20)	11,164	
Jhansi ...	1,715	2,695	2,654	7,064	100	71	1,453	1,624	8,688	
Lalitpur	
Hamirpur ...	977	1,809	979	3,565	174	252	1,464	1,890	5,455	
Banda ...	11,140	13,362	6,664	31,166	307	465	9,001	9,778	40,939	
Total ...	28,217	35,274	26,430	89,921	996	1,150	18,723	20,809	(20)	110,790	...

NOTE.—Figures within brackets indicate the total number of dependants fed in kitchens which are not added to the Grand Total.

Statement showing by districts the total number of men, women and children employed on works relieved as dependants or fed in kitchens on the last Saturday of each month, on works under the Public Works Department.

Districts.	Total workers.			Total workers.	Dependants.			Total number of dependants.	Total number of dependants fed.		Total number of dependants fed.	Grand Total.	Remarks.
	Men.	Women.	Children.		Men.	Women.	Children.		Males.	Females.			
1	2	3	4	5	6	7	8	9	10	11	12	13	14
26th December 1896.													
Muttra	1,272	1,545	741	3,558	390	390	3,948	
Agra	684	668	293	1,645	5	6	304	315	1,960	
Etah	
Farukhabad	
Mainpuri	33	28	11	72	31	31	103	
Etawah	1,205	1,035	951	3,191	906	906	4,097	
Bareilly	
Bijnor	92	61	61	214	214	
Budaun	
Moradabad	
Sháhjahánpur	
Pilibhit	
Fyzabad	206	137	61	404	404	
Gonda	400	299	374	1,073	1,073	
Sultánpur	112	59	29	200	200	
Partálgarh	148	90	5	243	243	
Bára Banki	821	132	156	609	609	
Lucknow	3,945	3,462	2,982	10,389	781	781	11,170	
Unao	1,853	2,315	1,404	5,572	8	11	656	675	6,247	
Rae Bareli	5,156	7,802	4,442	16,900	229	223	5,139	5,590	22,490	
Sitapur	3,729	1,957	2,902	8,588	119	128	192	439	9,027	
Hardoi	5,519	4,043	4,005	13,567	129	93	3,395	3,617	17,184	
Kheri	
Mirzapur	
Jáunpur	2,307	4,052	2,254	8,613	74	148	2,571	2,793	11,406	
Gorakhpur	
Asamgarh	413	328	274	1,014	1,014	
Cawnpore	2,349	2,670	1,849	6,868	273	302	1,317	1,892	8,760	
Fatehpur	
Allahabad	6,465	9,692	6,545	22,702	1,618	1,988	5,041	6,647	31,349	
Jalaun	4,477	5,612	3,626	13,715	50	40	3,715	3,805	17,520	
Jhánsi	4,575	5,671	3,440	13,686	2,986	2,986	16,672	
Lalitpur	
Hamirpur	3,740	6,632	5,203	15,575	145	147	3,710	4,002	19,577	
Bánda	20,173	25,670	13,767	59,510	582	669	15,636	16,837	76,397	
Total	69,173	83,860	55,875	207,908	3,232	3,754	46,770	53,756	(52)	261,664	

In the case of the 1st and 2nd Allahabad Division, as the numbers fed in kitchens are already shown as workers or dependants, column 12 has not again been added to get the grand total.

* Includes three workers.
NOTE.— Figures within brackets indicate the total number of dependants fed in kitchens which are not added to the Grand Total.

Statement showing by districts the total number of men, women and children employed on works, relieved as dependants or fed in kitchens on the last Saturday of each month, on works under the Public Works Department.

Districts.	Total workers.			Total workers.	Dependants.			Total number of dependants.	Total number of dependants fed.		Total number of dependants fed.	Grand Total.	Remarks.
	Men.	Women.	Children.		Men.	Women.	Children.		Males.	Females.			
1	2	3	4	5	6	7	8	9	10	11	12	13	14
30th January 1897.													
Muttra	2,538	2,643	1,397	6,578	4	1	1,846	1,851	8,429	
Agra	6,787	6,340	4,275	17,402	14	5	8,937	8,956	21,358	
Etah	332	65	66	463	463	
Farukhabad	
Mainpuri	11	8	2	21	18	18	39	
Etawah	3,518	3,092	3,004	9,614	49	53	2,386	2,493	12,107	
Bareilly	1,898	2,053	1,287	5,238	6,238	
Bijnor	658	729	715	2,102	2,102	
Budann	
Moradabad	804	894	194	1,892	1,892	
Shahjahanpur	
Pilibhit	1,959	2,906	497	4,762	6	6	1,245	1,257	6,019	
Fyzabad	1,973	663	385	3,021	3,021	
Gonda	1,648	821	504	2,973	2,973	
Sultanpur	3,271	3,320	2,218	8,809	8,809	
Partabgarh	689	896	686	2,271	278	278	2,549	
Bara Banki	8,598	5,830	6,653	21,081	84	65	2,779	2,928	24,009	
Lucknow	16,150	14,770	10,901	41,821	139	132	8,960	9,231	51,052	
Unao	12,173	10,315	6,116	28,604	52	54	6,063	6,189	34,773	
Rae Bareilly	20,344	21,734	13,990	56,068	464	515	13,392	14,371	70,439	
Sitapur	18,156	7,564	8,165	30,885	335	438	4,730	5,503	36,388	
Hardoi	31,446	23,893	20,887	76,226	1,519	1,873	21,771	24,663	100,889	
Kheri	
Mirzapur	3,818	3,921	2,270	10,009	59	68	2,799	2,926	12,985	
Jaunpur	8,047	13,058	7,276	28,381	183	247	9,051	9,481	37,862	
Gorakhpur	5,716	4,682	5,328	15,726	64	112	1,867	2,043	17,769	
Azamgarh	1,443	946	516	2,905	...	348	2,905	
Cawnpore	19,667	19,971	13,150	52,788	386	...	12,300	13,034	65,822	
Fatehpur	
Allahabad	34,807	46,526	25,299	106,632	1,029	1,840	26,250	29,119	135,751	In the case of the 1st and 2nd Allahabad Divisions, as the numbers fed in kitchens are already shown as workers or dependants, column 12 has not again been added to get the Grand Total.
Jalaun	15,501	18,355	15,790	49,646	438	347	10,025	10,810	60,456	
Jhansi	10,084	13,321	8,734	32,139	230	388	5,145	5,813	37,952	
Lalitpur	693	1,043	709	2,445	7	10	866	883	3,328	
Hamirpur	10,022	17,345	11,033	38,400	601	997	9,621	11,219	49,619	
Banda	33,888	47,671	27,708	109,267	585	678	24,440	25,703	134,970	
Total	273,639	294,775	199,755	768,169	6,298	7,682	169,769	183,749	(100)	951,918	

(173)

* Includes 10 workers.
NOTE.—Figures within brackets indicate the total number of dependants fed in kitchens which are not added to the Grand Total.

Statement showing by districts the total number of men, women, and children employed on works relieved as dependants or fed in kitchens on the last Saturday of each month, on works under the Public Works Department.

Districts.	Total workers.			Total workers.	Dependants.			Total number of dependants.	Total number of dependants fed.		Total number of dependants fed.	Grand Total.	Remarks.
	Men.	Women.	Children.		Men.	Women.	Children.		Males.	Females.			
1	2	3	4	5	6	7	8	9	10	11	12	13	14
<i>27th February 1897.</i>													
Muttra ...	6,075	6,702	5,046	17,823	112	89	3,694	3,895	21,718	
Agra ...	6,620	7,892	4,029	18,541	40	33	6,959	7,032	25,573	
Etah ...	666	153	141	960	960	
Farukhabad ...	372	2	35	409	409	
Mainpuri ...	111	5	16	132	132	
Etawah ...	5,014	4,742	4,180	13,936	145	90	3,450	3,685	17,621	
Bareilly ...	1,131	1,180	690	3,001	3,001	
Bijnor ...	1,511	1,120	1,092	3,723	3,723	
Budann ...	348	224	134	706	706	
Moradabad ...	2,305	2,005	750	5,060	421	421	5,481	
Shahjahanpur ...	1,410	1,109	791	3,310	3,310	
Pilibhit ...	2,100	2,448	616	5,164	56	37	1,306	1,399	6,563	
Fyzabad ...	1,052	444	229	1,725	1,725	
Gonda ...	893	321	275	1,489	1,489	
Sultanpur ...	1,793	2,120	963	4,876	4,876	
Partabgarh ...	2,736	4,445	2,450	9,631	34	69	2,054	2,157	11,788	
Bara Banki ...	3,029	3,411	2,633	9,073	56	67	2,139	2,262	11,335	
Lucknow ...	22,584	23,689	17,555	63,828	155	187	16,501	16,843	80,671	
Unao ...	13,207	15,245	8,662	37,114	321	441	11,041	11,803	48,917	
Rae Bareilly ...	20,446	25,845	14,668	60,959	455	480	16,122	17,057	78,016	
Sitapur ...	18,042	11,280	9,517	38,839	491	361	6,346	7,698	46,537	
Hardoi ...	33,290	33,477	26,720	93,487	965	1,217	23,194	25,376	118,863	
Kheri ...	411	320	81	812	812	
Mirzapur ...	10,981	12,254	6,323	30,057	106	135	7,867	8,108	38,165	
Jaunpur ...	10,375	20,395	12,401	43,671	267	286	14,490	15,049	58,714	
Gorakhpur ...	13,570	10,869	9,730	33,669	126	169	6,311	5,606	39,275	
Azamgarh ...	2,124	2,377	1,548	6,049	23	86	1,209	1,268	7,317	
Cawnpore ...	35,445	35,003	25,314	95,762	1,360	460	20,958	22,778	118,540	
Fatehpur ...	4,741	5,210	2,815	12,766	12	16	3,875	3,903	16,669	
Allahabad ...	46,648	63,180	35,192	145,020	551	712	36,315	37,578	182,598	
Jalaun ...	33,270	27,858	21,066	72,194	339	364	18,868	19,571	91,765	
Jhansi ...	11,986	16,039	10,317	38,342	325	432	6,762	7,519	45,861	
Lalitpur ...	3,786	4,777	3,818	12,381	15	15	3,168	3,198	15,579	
Hamirpur ...	10,126	16,398	10,108	36,532	227	267	7,829	8,323	44,855	
Banda ...	43,147	61,683	33,253	143,083	823	945	27,535	29,303	172,386	
Total ...	361,845	423,622	278,657	1,064,124	7,004	6,908	247,914	261,826	(107)	1,325,950	

In the case of the 1st and 2nd Allahabad Division, as the numbers fed in kitchens are already shown as workers or dependants, column 12 has not again been added to get the Grand Total.

*Includes eight workers.

Statement showing by districts the total number of men, women and children employed on works, relieved as dependants or fed in kitchens on the last Saturday of each month, on works under the Public Works Department.

District.	Total workers.			Total workers.	Dependants.			Total number of dependants.	To all number of dependants fed.		Total number of dependants fed.	Grand Total.	Remarks.
	Men.	Women.	Children.		Men.	Women.	Children.		Males.	Females.			
1	2	3	4	5	6	7	8	9	10	11	12	13	14
<i>27th March 1897.</i>													
Muttra	177	78	71	326	326	
Agra	2,831	8,035	1,711	7,637	7,637	
Etah	
Farukhabad	6	...	6	12	12	
Mainpuri	
Etawah	661	415	320	1,396	1,396	
Bareilly	128	145	70	343	343	
Bijnor	200	126	119	445	445	
Budaun	
Moradabad	582	789	217	1,588	1,588	
Shahjahanpur	
Pilibhit	183	242	93	518	518	
Fyzabad	850	150	90	590	590	
Gonda	100	64	77	241	241	
Sultanpur	6	6	6	18	18	
Partabgarh	
Bara Banki	
Lucknow	10,943	12,249	8,487	31,679	12	5	7,360	7,377	39,056	
Unao	3,760	3,796	1,818	9,374	59	61	2,615	2,735	12,109	
Rao Bareilly	7,877	7,667	6,251	20,795	144	175	4,611	4,930	25,725	
Sitapur	454	243	259	956	59	28	161	248	1,204	
Hardoi	15,930	19,995	16,643	52,568	663	841	11,832	13,336	65,984	
Kheri	176	161	47	384	384	
Mirzapur	5,887	7,519	3,638	17,044	90	133	4,885	5,108	22,152	
Jaunpur	4,267	8,457	4,105	16,829	676	1,587	6,095	8,358	25,187	
Gorakhpur	8,821	7,743	7,785	24,349	71	67	3,704	3,842	28,191	
Azamgarh	1,833	2,173	1,045	5,051	5	10	673	688	5,939	
Cawnpore	8,373	5,045	2,786	11,204	89	73	2,397	2,569	13,763	
Fatehpur	2,359	2,467	1,286	6,112	194	209	1,865	2,268	8,380	
Allahabad	32,123	40,139	23,689	95,951	1,265	1,744	18,928	21,937	1,17,888	
Jalaun	16,692	19,743	14,012	50,447	458	561	14,499	15,518	*(1,469)	65,965	In the case of the 1st and 2nd Allahabad Divisions, as the numbers fed in kitchens are already shown as workers or dependants, column 12 has not again been added to get the Grand Total.
Jhansi	12,650	16,653	9,967	39,270	1,670	2,050	8,769	12,495	51,765	
Lalitpur	4,557	5,800	4,268	14,625	16	9	3,678	3,703	18,328	
Hamirpur	15,998	26,808	18,668	61,474	453	538	11,831	12,822	74,296	
Banda	42,049	61,388	37,612	141,049	979	1,254	23,965	26,198	167,247	
Total	195,008	253,156	164,146	612,305	6,009	9,345	128,068	144,322	(1,469)	756,627	

* includes 70 workers.

NOTE.—Figures within brackets indicate the total number of dependants fed in kitchens which are not added to the Grand Total.

Statement showing by districts the total number of men, women and children employed on works, relieved as dependants or fed in kitchens on the last Saturday of each month, on works under the Public Works Department.

Districts.	Total workers.			Total workers.	Dependants.			Total number of dependants.	Total number of dependants fed.		Total number of dependants fed.	Grand Total.	Remarks.
	Men.	Women.	Children.		Men.	Women.	Children.		Males.	Females.			
1.	2.	3.	4.	5.	6.	7.	8.	9.	10.	11.	12.	13.	14.
24th April 1897.													
Muttra	495	239	219	953	953	
Agra	4,602	5,082	3,085	12,719	12,719	
Etah	
Farukhabad	89	...	18	52	52	
Mainpuri	
Etawah	618	483	423	1,522	1,522	
Barilly	
Bijnor	
Budaun	
Moradabad	
Shahjahanpur	
Pilibhit	120	214	55	389	389	
Fyzabad	
Gonda	
Sultanpur	199	240	68	507	507	
Partalgarh	
Bara Banki	
Lucknow	11,113	7,669	754	19,536	19,536	
Unao	1,594	2,870	502	4,972	4	8	10	23	362	...	362	19,898	
Rae Baroli	4,456	5,212	2,038	11,706	93	93	11,799	
Sitapur	81	56	81	168	168	
Hurdol	24,079	20,577	27,008	81,954	736	1,220	18,556	20,512	102,466	
Kheri	
Mirzapur	4,605	6,250	2,806	13,841	59	80	3,304	3,443	17,284	
Jaunpur	8,937	7,895	1,870	13,203	19	26	1,489	1,634	14,730	
Gorakhpur	5,808	4,065	1,783	11,656	11,656	
Asamgarh	2,527	2,006	1,902	6,435	7,093	
Cawnpore	341	538	112	1,041	18	26	11	55	221	377	598	1,090	
Fatehpur	890	989	347	2,326	526	526	(526)	2,852	
Allahabad	47,486	61,294	40,335	149,115	2,553	4,094	33,009	39,740	(4,187)	188,861	
Jalaun	23,584	32,171	23,223	80,980	177	178	7,004	7,357	(1,608)	88,337	
Jhansi	13,179	16,769	10,925	40,873	332	319	819	1,470	42,343	
Lalitpur	3,448	4,016	3,134	11,498	14	26	2,663	2,703	14,201	
Hanupur	18,401	29,399	20,238	68,038	386	414	12,573	13,403	81,441	
Banda	44,593	59,218	36,223	140,034	1,092	1,324	21,323	23,739	163,773	
Total	218,923	277,818	176,776	673,517	5,390	7,743	101,377	114,510	1,033 Total No. fed (7,374)	789,030	In the case of the 1st and 2nd Allahabad Divisions, as the numbers fed in kitchens are already shown as workers or dependants, column 12 has not again been added to get the Grand Total.

• Includes 74 workers.
NOTE.—Figures within brackets indicate the total number of dependants fed in kitchens which are not added to the Grand Total.

Statement showing by districts the total number of men, women and children employed on works, relieved as dependants or fed in kitchens on the last Saturday of each month, on works under the Public Works Department.

Districts.	Total workers.			Total workers.	Dependants.			Total number of dependants.	Total number of dependants fed.		Total number of dependants fed.	Grand Total.	Remarks.
	Men.	Women.	Children.		Men.	Women.	Children.		Males.	Females.			
1	2	3	4	5	6	7	8	9	10	11	12	13	14
29th May 1897.													
Muttra	1,167	681	683	2,531	5	8	217	225	457	8,213	
Agra	7,154	6,746	5,249	19,149	19,149	
Etah	
Farukhabad	71	4	10	85	85	
Mainpuri	
Etawah	677	568	455	1,698	1,698	
Bareilly	818	874	260	952	952	
Bijnor	85	81	20	95	13	13	108	
Budaun	623	556	371	1,550	1,550	
Moradabad	130	168	51	349	349	
Shahjahanpur	23	17	8	47	47	
Pilibhit	208	475	271	954	954	
Fyzabad	
Gonda	429	661	246	1,336	82	82	1,368	
Sultanpur	414	919	280	1,613	191	...	191	1,804	
Partalgarh	403	850	162	1,424	1,424	
Bans Banki	3,695	...	3,695	3,695	
Lucknow	8,960	11,066	2,880	23,806	1,079	1,979	27,785	
Unao	6,986	7,087	2,451	16,424	23	12	1,475	1,510	2,608	...	2,608	20,632	
Rae Bareli	6,828	6,792	2,417	15,037	3,829	...	3,829	18,866	
Sitapur	187	180	21	388	129	129	517	
Hardoi	22,157	31,363	26,910	80,430	777	1,283	18,511	20,571	101,001	
Kheri	167	861	172	700	10	13	63	86	19	...	19	805	
Mirzapur	8,407	12,906	5,373	26,686	84	161	6,119	6,864	1,507	84,557	
Jaunpur	6,729	12,651	402	19,782	2,463	2,463	3,538	...	3,538	23,783	
Gorakhpur	7,785	5,082	2,199	15,065	15,065	
Azamgarh	8,765	8,909	1,099	8,773	332	276	608	9,381	
C. wnpore	260	764	322	1,346	9	22	882	413	(245)	1,759	
Patehpur	1,436	1,844	890	4,170	599	599	(599)	4,769	
Allahabad	67,499	88,731	55,063	211,893	1,525	2,506	49,404	53,435	(7,433)	265,328	In the case of the 1st and 2nd Allahabad Divisions, as the numbers fed in kitchens are already shown as workers or dependants, column 12 has not again been added to get the Grand Total.
Jalaun	23,555	32,583	23,028	79,166	192	218	17,477	17,867	*(1,785)	97,053	
Jnani	12,073	17,506	11,886	42,065	433	510	7,879	8,822	50,887	
Lalitpur	4,271	7,196	4,717	16,184	87	151	4,421	4,609	20,793	
Hamirpur	20,227	85,562	24,929	80,718	530	508	14,240	15,338	96,056	
Banda	66,331	85,562	54,570	206,463	1,563	1,763	27,470	30,796	(23,725)	237,259	
Total	277,874	375,002	228,003	880,879	5,189	7,210	152,873	165,271	(50,379) 16,542	1,062,692	

* Includes 71 workers.

NOTE.— Figures within brackets indicate the total number of dependants fed in kitchens which are not added to the Grand Total.

Statement showing by districts the total number of men, women and children employed on works, relieved as dependants or fed in kitchens on the last Saturday of each month, on works under the Public Works Department.

Districts.	Total workers.			Total workers.	Dependants.			Total number of dependants.	Total number of dependants fed.		Total number of dependants fed.	Grand Total.	Remarks.	
	Men.	Women.	Children.		Men.	Women.	Children.		Males.	Females.				
1.	2.	3.	4.	5.	6.	7.	8.	9.	10.	11.	12.	13.	14.	
					20th June 1897.									
Muttra ...	853	672	486	2,011	7	1	231	239	343	2,593		
Agra ...	6,965	6,422	5,054	18,441	4	...	450	454	18,895		
Etah	
Farukhabad ...	20	...	5	25	25		
Mainpuri	
Etawah ...	281	220	216	717	77	35	112	929		
Barilly ...	324	373	283	980	980		
Bijnor ...	120	106	108	334	26	26	360		
Budaun	
Moradabad ...	322	455	161	938	938		
Shahjahanpur	
Pilibhit ...	263	598	117	978	4	6	10	988		
Fyzabad	
Gonda ...	67	143	90	230	
Sultanpur	171	...	171	401		
Partabgarh	
Bara Banki	
Lucknow ...	5,749	10,285	8,328	19,362	1,758	1,758	8,306	...	3,306	24,426		
Unao ...	8,258	5,817	2,183	11,258	11	13	1,158	1,182	1,926	...	1,926	13,366		
Rae Bareilly ...	2,739	4,019	1,353	8,111	2,343	...	2,343	10,454		
Sitapur ...	102	141	25	268	121	121	7,389		
Hardoi ...	12,009	21,055	16,596	49,660	421	801	12,757	13,979	63,639		
Kheri ...	93	223	86	402	1	...	25	25	...	50	50	478		
Mirzapur ...	1,935	4,550	1,364	7,849	15	43	1,715	1,778	66	9,688		
Jaunpur	
Gorakhpur ...	3,864	3,921	1,225	9,010	9,010		
Azamgarh ...	1,246	1,994	734	3,974	253	358	610	4,584		
Cawnpore	
Fatehpur ...	239	317	127	683	177	177	(177)	860		
Allahabad ...	19,548	20,579	10,676	44,803	1,127	1,555	12,075	14,757	(2,216)	59,566		
Jalaun ...	219	224	209	652	7	7	(7)	659		
Jhansi ...	657	1,573	1,184	3,563	94	134	648	876	4,439		
Lalitpur ...	1,189	429	18	1,636	1,636		
Hamirpur ...	7,150	14,908	10,197	32,255	235	299	3,883	4,417	(3,883)	36,672		
Banda ...	30,473	57,503	33,438	127,414	3,203	1,088	19,201	23,482	(15,090)	150,906		
Total	99,885	156,526	89,143	345,554	5,118	3,934	54,232	63,284	8,937 (30,310)	417,775		

NOTE. - Figures within brackets indicate the total number of dependants fed in kitchens are not added to the Grand Total.

In the case of the 1st and 2nd Allahabad Division, as the numbers fed in kitchens are already shown as workers or dependants, column 12 has not again been added to get the Grand Total.

Statement showing by districts the total number of men, women and children employed on works, relieved as dependants or fed in kitchens on the last Saturday of each month, on works under Public Works Department.

Districts,	Total workers.			Total workers.	Dependants.			Total number of dependants.	Total number of dependants fed.		Total number of dependants fed.	Grand Total.	Remarks.	
	Men.	Women.	Children.		Men.	Women.	Children.		Males.	Females.				
1	2	3	4	5	6	7	8	9	10	11	12	13	14	
						31st July 1897.								
Muttra	
Agra	...	3,275	2,809	1,899	7,983	7,983		
Etah		
Farakhabad		
Mainpuri		
Etawah		
Bareilly	...	344	876	218	938	938		
Bijnor		
Budaun		
Moradabad		
Sháhjáhpur		
Pilibhit	...	126	131	29	286	286		
Fyzabad		
Gonda		
Sultánpur		
Partágarh		
Bara Banki		
Lucknow	...	4,218	5,029	2,085	12,182	1,031	1,081	1,576	1,576	14,789		
Unao	...	120	154	29	303	124	124	427		
Rae Barell	...	426	400	105	931	438	438	1,419		
Sítapur		
Hardoi	...	815	1,287	546	2,648	802	802	3,450		
Kheri		
Mirzapur	...	275	596	252	1,123	9	18	446	473	1,596		
Jaunpur		
Gorakhpur	...	2,183	1,257	508	3,943	3,943		
Azamgarh	...	174	267	73	514	264	326	590	1,104	
Cawnpore		
Fatehpur		
Allahabad	...	4,865	6,055	2,060	12,480	209	198	3,722	4,129	...	(2,482)	16,609		
Jalaun	...	741	961	540	2,242	805	805	...	*(821)	3,047		
Jhánsi	...	151	323	221	695	206	206	...	(161)	901		
Lalitpur	...	172	198	123	493	205	205	...	(101)	698		
Hamírpur	...	299	295	168	762	18	7	204	224	...	(204)	986		
Bánda	...	11,232	10,399	8,579	30,210	521	530	3,074	4,125	...	†(6,867)	34,335		
Total	...	28,916	31,437	17,380	77,733	752	753	9,693	11,198	...	(14,216) 3,580	92,511	In the case of the 1st and 2nd Allahabad Divisions, as the numbers fed in kitchens are already shown as workers or dependants, column 12 has not again been added to get the Grand Total.	

* includes 16 workers. | † includes 4,150 workers.

NOTE.—Figures within brackets indicate the total number of dependants fed in kitchens are not added to the Grand Total.

Statement showing by districts the total number of men, women, and children employed on works, relieved as dependants or fed in kitchens on the last Saturday of each month, on works under the Public Works Department.

Districts.	Total workers.			Total workers.	Dependants.			Total number of dependants.	Total number of dependants fed.		Total number of dependants fed.	Grand Total.	Remarks.
	Men.	Women.	Children.		Men.	Women.	Children.		Males.	Females.			
1	2	3	4	5	6	7	8	9	10	11	12	13	14
28th August 1897.													
Muttra...
Agra	1,216	1,269	901	3,386	3,386	...
Etah
Farukhabad
Mainpuri
Etawah
Bareilly
Bijnor
Budann
Moradabad
Sháhjahánpur
Pilibhít
Fyzabad
Gonda
Sultánpur
Partábgarh
Bara Banki
Lucknow	203	395	47	645	42	742	172	...	172	859	...
Unao	101	25	17	143	29	...	29	172	...
Rae Barell	818	811	63	687	867	...	867	1,054	...
Sítapur
Hardoi	501	760	357	1,618	409	...	409	2,027	...
Kheri
Mirsapur	198	346	102	646	119	765	...
Jaunpur
Gorakhpur
Asamgarh
Cawnpore
Fatehpur
Allahabad	1,964	2,747	907	5,618	8	77	1,554	1,634	* (1,455)	7,252	...
Jalaun
Jháunsi	97	171	169	437	143	143	(94)	590	...
Lalitpur	54	78	47	174	23	23	(12)	197	...
Hamirpur
Bánda	2,601	1,931	1,851	6,383	184	199	787	1,120	† (1,500)	7,503	...
Total	7,248	8,028	4,461	19,737	187	276	2,549	2,963	977	...	(4,157) 1,096	23,795	...

In the case of the 1st and 2nd Allahabad Divisions, as the numbers fed in kitchens are already shown as workers or dependants, column 12 has not again been added to get the Grand Total.

* includes 410 workmen † includes 800 workmen

Statement showing by districts the total number of men, women and children employed on works, relieved as dependants or fed in kitchens on the last Saturday of each month on works under the Public Works Department—(concluded).

Districts.	Total workers.			Total workers.	Dependants.			Total number of dependants.	Total number of dependants fed.		Total number of dependants fed.	Grand Total.	Remarks.	
	Men.	Women.	Children.		Men.	Women.	Children.		Males.	Females.				
1	2	3	4	5	6	7	8	9	10	11	12	13	14	
						11th September 1897.								
Muttra	
Agra ...	1,218	1,823	905	3,446	3,446	
Etah	
Farukhabad	
Mainpuri	
Etawah	
Bareilly	
Rijnor	
Budann	
Moradabad	
Sháhjahánpur	
Pilibhát	
Fyzabad	
Gonda	
Sultánpur	
Partábgarh	
Bara Banki	
Lucknow ...	228	406	61	695	43	43	165	...	165	...	901	
Unao	
Rae Bareli	
Sítapur	
Hardoi	
Kheri	
Mirzapur	
Jáunpur	
Goráhpur	
Azamgarh	
Cawnpore	
Fatehpur	
Allahabad ...	1,214	1,804	625	3,643	...	9	1,165	1,174	994	4,817	In the case of the 1st and 2nd Allahabad Divisions, as the numbers fed in kitchens are already shown as workers or dependants, column 12 has not again been added to get the Grand Total.	
Jaláun
Jhánsi
Lalitpur
Hamírpur
Bánda ...	1,588	1,481	1,258	4,327	118	168	878	854	1,086	5,181		
Total ...	4,248	5,014	2,849	12,109	8	177	1,781	2,071	(2,195) 165	14,845		

* includes 812 workers. | † includes 526 workers.

NOTE.—Figures within brackets indicate the total number of dependants fed in kitchens which are not added to the Grand Total.

FAMINE DISTRICTS.

Statement showing numbers relieved on works under Civil Officers in poorhouses or kitchens and under other provisions of the Famine Code, on last Saturday of October 1896.

District,	On works.				In poorhouses or kitchens.				Otherwise relieved.				Total (columns 5, 9 and 13).	Grand total (includ- ing total number re- lieved under Public Works Department).	Percentage of total relieved to popu- lation.	
	Men.	Women.	Children.	Total.	Men.	Women.	Children.	Total.	Men.	Women.	Children.	Total.				
1	2	3	4	5	6	7	8	9	10	11	12	13	14	15	16	
Agra	41	21	21	83	83	83	0.01	
Etawah	3	3	3	3	0.004	
Cawnpore	
Fatehpur	
Banda	508	624	715	1,847	580	1,490	669	2,739	4,586	19,282	2.73	
Hamirpur	852	1,137	1,129	3,118	455	1,137	812	1,904	5,022	8,593	1.67	
Allahabad	...	535	291	76	902	587	861	867	1,815	2,217	4,425	0.28	
Jhansi	870	691	774	1,735	1,735	1,735	0.25	
Jalaun	262	242	188	692	422	1,618	819	2,359	3,051	7,718	1.95	
Mirzapur	
Faimly Domains, Mahārājā of Benares.	
Jaunpur	...	1,598	1,891	1,696	5,185	5,185	5,185	0.41	
Gorakhpur	
Asamgarh	44	0.003	
Lucknow	193	149	136	478	478	478	0.06	
Unao	176	82	74	332	332	332	0.08	
Rae Bareilly	448	448	448	2,097	0.22	
Sitapur	71	51	85	157	157	157	0.15	
Hardoi	...	1,140	1,164	1,688	3,992	441	552	606	1,599	...	322	16	338	5,929	0.85	
Bara Banki	...	375	81	50	506	20	11	31	537	537	0.05	
Total	...	3,848	3,427	3,510	10,585	3,972	3,821	4,045	11,838	1,457	4,567	1,316	7,340	29,763	60,071	0.29

FAMINE DISTRICTS.

Statement showing numbers relieved on works under Civil Officers, in poorhouses or kitchens and under other provisions of the Famine Code, on last Saturday of November 1896.

District.	On works.				In poorhouses or kitchens.				Otherwise relieved.				Total (columns 5, 9 and 13).	Grand total (including total number relieved under Pub- lic Works Department).	Percentage of total re- lieved to population.
	Men.	Women.	Children.	Total.	Men.	Women.	Children.	Total.	Men.	Women.	Children.	Total.			
1	2	3	4	5	6	7	8	9	10	11	12	13	14	15	16
Agra	49	17	22	88	88	88	0.01
Etáwáb	42	26	36	104	104	202	0.03
Cawnpore	385	336	342	1,063	1,063	1,063	0.09
Fatehpur	120	76	47	243	243	243	0.03
Bánda	878	1,058	1,228	3,159	627	2,621	958	4,206	7,365	48,304	0.84
Hamírpur	718	947	868	2,533	435	1,497	251	2,183	4,716	10,171	1.98
Allahabad	474	194	68	731	1,170	866	961	2,997	3,728	12,129	0.78
Jhánsi	387	536	628	1,501	1,501	10,189	1.49
Jháun	256	264	221	741	205	1,348	203	1,756	2,497	13,661	3.45
Mirzapur
Family Domains, Mahárája of Benares.
Jaunpur	195	462	748	1,405	85	43	21	149	1,554	10,545	0.83
Gorakhpur	213	242	268	723	723	723	0.03
Azamgarh	323	289	149	761	761	1,133	0.08
Lucknow	439	323	350	1,112	57	214	66	837	1,449	1,449	0.19
Unao	227	117	95	439	439	439	0.05
Rao Bareli	206	319	205	730	200	166	282	648	1,378	14,612	1.41
Sitapur	98	81	72	251	251	4,458	0.41
Hardoi	898	481	751	1,630	510	604	519	1,633	...	289	16	305	3,568	12,809	11.50
Bara Banki	1,785	715	157	2,657	94	50	25	169	2,826	2,826	0.25
Total	3,058	2,171	1,924	7,153	6,144	6,036	6,134	18,314	1,324	5,969	1,494	8,787	84,254	145,044	0.70

FAMINE DISTRICTS.

Statement showing numbers relieved on works under Civil Officers, in poorhouses or kitchens and under other provisions of the Famine Code, on last Saturday of December 1896.

District.	On works.				In poorhouses or kitchens.				Otherwise relieved.				Total (columns 5, 9, and 13).	Grand total (including total num- ber relieved under Pub- lic Works Depart- ment).	Percentage of total relieved to population.
	Men.	Women.	Children.	Total.	Men.	Women.	Children.	Total.	Men.	Women.	Children.	Total.			
1	2	3	4	5	6	7	8	9	10	11	12	13	14	15	16
Agra	105	41	51	197	222	2,071	591	2,884	3,081	5,041	0 50
Etāwah	81	14	16	61	61	4,158	0 57
Cawnpore	595	453	426	1,474	467	769	349	1,585	3,059	11,819	0 98
Fatehpur	850	160	239	749	381	191	218	790	82	48	13	93	1,632	1,632	0 28
Bānda	1,311	1,640	2,073	5,024	898	3,158	1,328	5,384	10,408	86,805	12 30
Hamirpur	901	1,104	1,115	3,120	814	1,593	275	2,682	5,802	25,379	4 94
Allahabad	610	279	134	1,023	2,156	1,920	3,446	7,522	8,545	39,894	2 59
Jhānsi	436	539	780	1,805	475	501	192	1,168	2,973	19,545	2 87
Jalaun	324	336	264	924	500	2,659	511	3,670	4,594	22,114	5 58
Mirzapur	212	123	144	479	156	185	205	546	1,025	1,025	0 14
Family Domains of Benares, Mahārājā
Jaunpur	626	927	640	2,193	163	127	98	888	...	73	80	103	2,684	14,090	1 11
Gorakhpur	826	763	960	2,549	2,549	2,549	0 09
Asamgarh	405	350	217	972	6	8	...	14	986	2,000	0 12
Lucknow	677	586	763	2,026	1,037	4,092	1,363	6,492	8,518	19,688	2 54
Unao	474	227	125	826	826	7,073	0 74
Rae Bareilly	500	463	455	1,418	1	1	1,419	23,909	2 31
Sitapur	143	97	83	323	323	9,350	0 87
Hardoi	1,050	1,131	904	3,085	426	1,510	882	2,318	5,403	22,587	2 08
Bara Banki	4,262	2,029	1,998	8,289	201	199	108	508	8,797	9,406	0 83
Total	6,060	3,518	3,155	12,733	10,835	10,416	12,307	33,558	4,878	16,482	5,034	26,394	72,685	328,164	1 58

FAMINE DISTRICTS.

Statement showing numbers relieved on works under Civil Officers in poorhouses or kitchens and under other provisions of the Famine Code, on last Saturday of January 1897.

District.	On works.				In poorhouses or kitchens.				Otherwise relieved.				Total (columns 5, 9 and 13).	Grand total (including total number relieved under Public Works Department).	Percentage of total relieved to population.
	Men.	Women.	Children.	Total.	Men.	Women.	Children.	Total.	Men.	Women.	Children.	Total.			
1	2	3	4	5	6	7	8	9	10	11	12	13	14	15	16
Agra	347	220	256	823	300	3,626	860	4,876	4,699	27,057	2.70
Etawah ...	486	119	246	851	83	28	82	93	198	838	416	1,450	2,390	14,501	1.99
Cawnpore	786	611	636	2,033	4,982	8,701	3,233	16,916	18,949	84,771	7.00
Fatehpur ...	1,615	1,293	945	3,853	692	710	970	2,372	1,540	2,890	198	4,628	10,852	10,853	1.55
Banda	1,449	1,943	2,777	6,169	1,796	6,431	2,985	11,212	17,381	152,351	21.69
Hamirpur	1,299	1,560	1,803	4,462	1,164	3,473	1,283	5,920	10,382	60,001	11.68
Allahabad ...	1,488	3,326	688	5,502	2,520	2,402	3,001	7,923	2,750	7,750	2,000	12,500	25,925	161,876	10.44
Jhansi	485	707	913	2,105	813	1,827	1,014	3,654	5,759	47,039	6.88
Jalaun	302	233	328	913	3,157	10,975	6,471	20,603	21,516	81,973	20.68
Mirzapur ...	733	880	743	2,356	841	739	1,201	2,781	5,137	18,072	2.55
Family Domains, Mahārājā of Bonares.	1,038	1,216	617	2,871	2,871	2,871	6.35
Jaunpur ...	658	1,478	1,680	3,816	331	285	227	843	8	373	149	530	5,189	43,051	3.40
Gorakhpur ...	49	41	39	129	1,131	1,203	1,560	3,894	1,171	1,971	719	3,861	7,884	25,653	1.10
Azamgarh ...	71	95	60	226	535	478	357	1,370	1,034	1,991	846	3,871	5,467	8,372	0.48
Lucknow	693	643	693	2,029	2,010	3,194	2,562	12,766	14,795	65,847	8.51
Unao	745	492	523	1,760	989	1,023	387	1,798	3,553	38,331	4.02
Rae Bareli ...	45	62	26	133	843	705	812	2,359	5,222	1,037	4	6,263	8,755	79,194	7.64
Sitapur	213	169	149	531	1,415	3,247	1,524	6,186	6,717	43,105	4.01
Hardoi	694	708	521	1,923	16,950	38,278	36,323	91,551	93,474	194,363	17.46
Bara Banki ...	5,366	3,125	1,086	9,577	493	359	278	1,130	535	1,212	192	1,939	12,648	36,655	3.24
Total ...	11,549	11,635	6,130	29,314	14,431	14,245	16,837	45,513	45,522	103,836	61,166	210,524	285,351	1,195,735	5.75

FAMINE DISTRICTS.

Statement showing numbers relieved on works under Civil Officers in poorhouses or kitchens and under other provisions of the Famine Code, on last Saturday of February 1897.

District.	On works.				-In poorhouses or kitchens.				Otherwise relieved.				Total (columns 5, 9 and 13).	Grand total (including total num- ber relieved under Pub- lic Works Depart- ment).	Percentage of total relieved to population.
	Men.	Women.	Children.	Total.	Men.	Women.	Children.	Total.	Men.	Women.	Children.	Total.			
1	2	3	4	5	6	7	8	9	10	11	12	13	14	15	16
Agra	49	12	12	73	310	219	197	726	1,508	5,020	968	7,496	8,295	33,868	3.37
Etawah	340	155	194	689	98	38	33	109	349	1,276	537	2,162	2,960	20,581	2.83
Cawnpore	466	385	241	1,092	697	536	621	1,854	4,649	9,529	3,815	17,993	20,939	139,479	11.53
Fatehpur	280	185	102	567	692	906	1,026	2,624	2,643	4,444	295	7,382	10,573	27,242	8.90
Banda	60	81	72	213	603	1,083	1,010	3,596	4,066	12,678	8,099	24,843	28,652	201,088	28.48
Hamirpur	865	1,011	1,213	3,089	2,345	7,208	2,985	12,538	15,627	60,482	11.77
Allahabad	1,582	351	246	2,179	2,750	2,664	2,997	8,411	4,422	12,249	3,952	20,623	31,213	213,811	19.81
Jhansi	516	747	989	2,252	1,287	3,266	2,657	7,210	9,462	70,908	10.37
Jalaun	241	244	286	771	1,897	6,329	1,262	9,488	10,259	102,024	2.58
Mirzapur	2,681	2,827	2,108	7,616	1,251	1,025	1,336	3,612	897	2,227	803	3,927	15,155	53,320	7.52
Family Domains, Mahārāja of Benares.	2,767	3,635	3,319	9,721	396	1,037	540	1,973	11,694	11,694	2.59
Jaunpur	331	437	155	923	333	292	273	898	2,328	6,173	1,792	10,293	12,114	70,828	5.52
Gorakhpur	58	89	30	177	367	409	526	1,302	1,474	2,695	693	4,862	6,341	45,616	1.52
Asamgarh	578	428	136	1,142	378	395	305	1,078	1,763	3,194	1,627	6,584	8,804	16,121	0.93
Lucknow	711	592	601	1,904	3,537	11,718	3,890	19,143	21,047	101,718	13.14
Unao	400	323	270	993	2,630	6,279	2,384	11,293	12,286	61,203	6.42
Rae Bareilly	341	264	132	737	971	931	1,205	3,107	3,909	4,317	673	8,998	12,842	90,858	8.77
Sitapur	202	150	133	485	4,339	10,216	7,679	22,234	22,719	69,256	6.44
Hardoi	328	353	316	997	6,298	12,379	5,773	24,950	25,947	144,810	13.01
Bara Banki	2,477	1,889	1,126	5,492	419	332	254	1,005	803	2,197	468	3,468	9,965	21,300	1.88
Total	12,010	10,738	7,873	30,621	12,072	12,250	14,491	38,813	51,540	124,829	51,091	227,460	296,894	1,556,151	7.48

FAMINE DISTRICTS.

Statement showing numbers relieved on works under Civil Officers in poorhouses or kitchens and under other provisions of the Famine Code, on last Saturday of March 1897.

District.	On works.				In poorhouses or kitchens.				Otherwise relieved.				Total (columns 5, 9, and 13).	Grand total (including total num- ber relieved under Pub- lic Works Depart- ment).	Percentage of total relieved to popula- tion.
	Men.	Women.	Children.	Total.	Men.	Women.	Children.	Total.	Men.	Women.	Children.	Total.			
1	2	3	4	5	6	7	8	9	10	11	12	13	14	15	16
Agra	125	44	86	255	332	216	185	713	1,621	5,234	1,062	7,917	8,885	16,523	1.64
Etawah	274	120	118	512	34	34	17	85	390	1,354	629	2,373	2,970	4,366	0.60
Cawnpore	522	421	441	1,384	2,413	5,996	1,241	9,590	10,974	24,737	2.04
Fatehpur	208	185	98	491	398	436	464	1,298	2,326	3,907	225	6,458	8,247	16,627	2.38
Bānda	586	565	276	1,427	475	825	1,478	2,778	4,010	12,033	8,643	24,686	28,891	196,138	27.79
Hamirpur	231	251	198	680	747	905	1,057	2,709	2,608	6,685	2,943	12,236	15,625	89,921	17.50
Allahabad	526	733	337	1,596	1,080	1,068	1,274	3,422	5,233	15,265	5,541	26,039	31,107	148,995	9.62
Jhānsi	78	76	42	196	530	675	957	2,162	2,146	6,174	3,831	12,151	14,509	84,603	12.38
Mirzapur	1,181	2,290	1,441	4,912	201	246	172	619	2,063	7,584	1,559	11,206	11,825	77,790	19.63
Family Domains, Mahārāja of Benares.	4,509	5,498	1,850	11,857	945	2,497	1,041	4,483	16,340	16,340	3.62
Jaunpur	214	206	201	621	2,061	5,270	1,618	8,949	9,570	34,757	2.75
Gorakhpur	86	72	67	225	202	209	272	683	2,329	5,222	1,582	9,133	10,041	38,332	1.28
Azamgarh	156	64	17	237	108	120	73	301	868	1,573	472	2,913	3,451	9,390	0.54
Lucknow	4	4	2	10	609	497	535	1,641	4,251	13,588	3,594	21,433	23,084	62,140	8.27
Unao	251	223	218	692	2,672	6,157	2,030	10,859	11,551	23,660	2.48
Rae Bareilly	43	40	16	99	503	574	736	1,813	5,267	5,326	871	11,464	13,376	39,101	3.77
Sitapur	98	79	56	233	1,705	3,527	1,024	6,256	6,489	7,693	0.72
Hardoi	17	19	10	46	378	404	400	1,182	6,614	13,241	6,118	25,973	27,201	93,185	8.87
Bara Banki	412	291	134	837	180	180	108	468	236	459	89	784	2,039	2,039	0.18
Total	8,436	10,252	4,692	23,380	7,598	7,873	9,317	24,788	52,529	126,809	46,356	225,694	278,862	10,26,024	4.93

(187)

FAMINE DISTRICTS.

Statement showing numbers relieved on works under Civil Officers, in poorhouses or kitchens and under other provisions of the Famine Code, on last Saturday of April 1897.

District.	On works.				In poorhouses or kitchens.				Otherwise relieved.				Total (columns 5, 9 and 13).	Grand total (in- cluding total num- ber relieved under Pub- lic Works Depart- ment).	Percentage of total relieved to population.
	Men.	Women.	Children.	Total.	Men.	Women.	Children.	Total.	Men.	Women.	Children.	Total.			
1	2	3	4	5	6	7	8	9	10	11	12	13	14	15	16
Agra	284	164	158	606	238	195	160	593	1,600	5,671	1,112	8,383	9,582	22,301	2 22
Etawah	209	60	67	336	43	38	25	106	97	279	141	517	959	2,481	0 34
Cawnpore	87	27	11	75	404	296	810	1,010	1,184	2,375	354	3,013	4,998	6,094	0 50
Fatehpur	134	99	44	277	423	418	463	1,304	1,959	4,059	407	6,425	8,006	10,858	1 55
Banda	630	639	337	1,606	428	703	1,315	2,446	4,693	13,197	9,335	27,225	31,277	195,050	27 63
Hamirpur	1,788	1,692	965	4,445	609	753	890	2,252	2,655	7,633	2,937	13,125	19,823	101,263	19 71
Allahabad	284	850	252	886	899	858	5,195	6,952	7,308	22,004	7,941	37,253	45,091	233,952	15 11
Jhansi	116	106	84	306	514	658	903	2,075	2,655	7,439	4,922	15,016	17,397	73,941	10 82
Jalaun	222	253	189	664	2,450	7,875	1,631	11,956	12,620	100,957	25 47
Mirzapur	831	1,335	1,005	3,171	670	658	630	1,758	3,006	7,044	2,965	13,015	17,944	35,228	4 98
Family Domains, Mahārāja of Benares.	4,959	5,130	...	10,089	794	1,958	631	3,383	13,472	13,472	2 98
Jaunpur	216	246	252	714	2,386	5,733	1,755	9,874	10,588	25,324	2 02
Gorakhpur	145	121	113	379	205	225	240	670	2,573	5,926	1,488	9,987	11,036	22,692	0 76
Azamgarh	241	124	56	461	141	143	103	387	694	1,448	327	2,469	3,317	10,410	0 60
Lucknow	425	191	98	714	492	420	486	1,398	4,740	13,733	4,306	22,779	24,891	44,789	5 79
Unao	369	440	129	938	240	231	212	683	2,394	5,697	1,825	9,916	11,637	16,531	1 73
Rae Bareilly	333	308	168	809	448	518	803	1,769	4,356	5,031	776	10,163	12,741	24,540	2 87
Sitapur	32	42	17	91	75	69	53	197	1,189	2,204	413	3,806	4,094	4,262	0 40
Hardoi	141	110	54	305	378	405	401	1,184	7,493	15,251	7,551	30,295	31,784	134,250	12 07
Bara Banki	227	192	88	507	114	89	81	284	183	395	75	653	1,444	1,444	0 13
Total	11,225	11,130	8,646	26,001	6,759	7,076	12,611	26,446	54,409	134,852	50,892	240,153	292,600	10,79,839	5 19

FAMINE DISTRICTS.

Statement showing numbers relieved on works under Civil Officers, in poorhouses or kitchens and under other provisions of the Famine Code, on last Saturday of May 1897.

District.	On works.				In poorhouses or kitchens.				Otherwise relieved.				Total (columns 5, 9, and 13)	Grand total (in- cluding total num- ber relieved under Public Works De- partment).	Percentage of total relieved to population.
	Men.	Women.	Children.	Total.	Men.	Women.	Children.	Total.	Men.	Women.	Children.	Total.			
1	2	3	4	5	6	7	8	9	10	11	12	13	14	15	16
Agra	644	114	207	965	360	267	222	849	1,148	5,056	1,122	7,326	9,140	28,289	2 82
Etawah	189	181	111	481	41	37	17	95	217	250	58	525	1,101	2,799	0 38
Cawnpore	446	378	152	976	414	331	359	1,104	1,109	2,307	288	3,704	5,784	7,543	0 62
Fatehpur	329	391	188	908	481	615	569	1,665	1,949	4,457	293	6,699	9,272	14,041	2 01
Banda	8,278	8,058	3,717	20,053	472	796	1,373	2,641	6,397	17,498	13,201	37,096	59,790	297,049	42 08
Hamirpur	3,330	3,347	1,802	9,139	640	914	944	2,498	2,657	6,854	2,405	11,916	23,553	119,609	23 28
Allahabad	1,576	2,245	1,468	5,289	922	1,033	6,924	8,879	6,724	20,367	7,094	34,185	48,353	313,681	20 25
Jhansi	3,503	3,195	1,864	8,562	572	739	1,047	2,358	2,638	7,530	5,365	15,533	26,453	98,133	14 35
Jalaun	2,178	1,711	818	4,707	219	279	223	721	2,498	9,066	1,871	13,435	18,863	115,916	29 25
Mirzapur	946	1,763	649	3,358	692	822	912	2,426	3,854	9,248	4,354	17,456	23,240	57,797	8 15
Faimly Domains, Mahárája of Benares.	5,373	5,150	...	10,532	756	1,952	496	3,204	13,736	13,736	3 04
Jaunpur	803	957	448	2,208	459	828	977	2,264	3,076	7,327	2,274	12,677	17,149	42,932	8 39
Gorakhpur	980	1,035	339	2,304	319	494	465	1,278	2,845	6,601	1,684	11,130	14,712	29,777	0 99
Azamgarh	1,682	1,170	297	3,149	246	383	258	887	1,236	2,708	669	4,613	8,649	18,030	1 04
Lucknow	1,940	1,951	1,101	4,992	475	435	502	1,412	2,997	9,096	2,802	14,895	21,299	50,779	6 57
Unao	1,087	1,123	332	2,592	256	278	269	793	3,978	8,718	2,577	15,271	18,656	39,288	4 12
Bae Bareil	1,622	987	313	2,922	555	675	1,081	2,311	6,739	4,031	338	11,108	16,341	35,207	3 40
Sítapur	106	147	18	271	92	89	68	249	1,213	2,344	421	3,978	4,498	5,016	0 47
Hardoi	2,140	1,792	869	4,901	340	408	419	1,167	8,342	28,437	10,318	37,097	43,165	144,166	12 95
Bara Banki	468	365	189	1,022	152	145	91	388	198	373	84	650	2,060	2,060	0 18
Total	88,270	36,069	14,992	89,331	7,707	9,568	16,710	33,985	60,566	144,218	57,714	262,498	385,814	1,435,847	6 90

FAMINE DISTRICTS.

Statement showing numbers relieved on works under Civil Officers, in poorhouses or kitchens and under other provisions of the Famine Code, on last Saturday of June 1897.

District.	On works.				In poorhouses or kitchens.				Otherwise relieved.				Total (columns 5, 9, and 13).	Grand total (including total number relieved under Public Works Department).	Percentage of total re- lieved to population.
	Men.	Women.	Children.	Total.	Men.	Women.	Children.	Total.	Men.	Women.	Children.	Total.			
1	2	3	4	5	6	7	8	9	10	11	12	13	14	15	16
Agra	675	256	104	1,035	331	281	253	865	1,270	5,272	1,011	7,553	9,453	23,348	2.82
Etawah	218	155	95	468	31	37	25	93	229	502	147	878	1,439	2,268	0.81
Cawnpore	175	119	54	348	484	484	523	1,455	1,126	2,238	297	3,661	5,464	5,464	0.45
Fatehpur	128	65	14	205	179	259	338	776	1,994	4,567	512	7,073	8,054	8,914	1.15
Banda	1,348	1,081	586	3,015	431	884	1,713	3,028	3,089	21,950	17,360	47,408	53,451	204,357	28.95
Hamirpur	681	373	323	1,377	689	1,059	1,086	2,834	2,562	6,847	2,536	11,945	16,156	52,828	10.28
Allahabad	1,346	1,081	660	3,087	1,097	1,535	3,808	11,440	9,362	19,462	6,673	35,497	46,937	106,497	6.23
Jhansi	57	54	20	131	257	371	428	1,056	2,472	7,619	5,114	15,205	21,107	27,182	3.98
Jalaun	447	1,091	426	2,064	590	595	711	1,836	4,248	10,195	4,670	19,118	23,013	82,701	4.61
Mirzapur	886	2,527	1,457	4,870	4,870	4,870	1.08
Family Domains, Mahārāja of Benares.
Jaunpur	556	585	93	1,134	17	30	49	96	3,260	7,634	3,123	14,017	15,247	15,247	1.21
Gorakhpur	1,267	1,615	529	3,411	275	377	375	1,027	3,425	8,402	2,067	13,894	18,332	27,342	0.91
Azamgarh	375	207	85	667	248	425	348	1,021	2,848	7,361	2,925	13,134	14,822	19,408	1.12
Inoknow	3,688	4,666	1,829	10,180	490	509	530	1,529	2,856	9,639	2,948	15,443	27,152	51,578	6.66
Unao	64	41	20	125	188	167	180	535	3,775	8,420	2,611	14,806	15,466	29,882	3.13
Rae Bareilly	622	761	144	1,527	632	958	1,500	3,090	7,278	4,921	412	12,611	17,228	27,682	2.67
Sitapur	194	251	66	511	104	104	89	297	1,362	2,333	708	4,903	5,711	6,100	0.57
Hardoi	473	541	160	1,174	495	546	651	1,692	3,484	19,956	11,438	39,878	42,744	106,383	9.56
Bara Banki	214	190	149	553	251	473	84	808	1,361	1,361	0.11
Total	12,912	12,939	5,208	30,459	7,292	9,738	19,008	36,038	63,263	160,157	68,046	296,466	362,963	7,73,975	3.72

FAMINE DISTRICTS.

Statement showing numbers relieved on works under Civil Officers, in poorhouses or kitchens, and under other provisions of the Famine Code, on last Saturday of July 1897.

District.	On works.				In poorhouses or kitchens.				Otherwise relieved.				Total (columns 8, 9, and 13).	Grand total (including total number relieved under Public Works Department).	Percentage of total relieved to population.
	Men.	Women.	Children.	Total.	Men.	Women.	Children.	Total.	Men.	Women.	Children.	Total.			
1	2	3	4	5	6	7	8	9	10	11	12	13	14	15	16
Agra	344	389	380	1,113	1,273	4,966	1,159	7,398	8,511	16,494	1.64
Etawah	21	2	7	30	22	19	21	62	245	605	158	1,008	1,100	1,100	0.15
Cawnpore	325	260	323	908	1,614	3,965	624	6,203	7,111	7,111	0.59
Fatehpur	615	689	681	1,985	1,757	4,291	743	6,791	8,776	8,776	1.26
Banda	173	55	35	263	478	991	1,877	3,346	9,342	27,056	25,348	61,746	65,355	99,690	14.12
Hamirpur	730	1,298	1,601	3,629	2,628	6,527	3,931	13,086	16,715	17,701	3.43
Allahabad	1,047	1,452	6,998	9,497	9,146	18,789	6,792	34,727	44,224	60,833	3.93
Jhansi	29	26	26	81	506	711	1,125	2,342	3,044	9,410	7,640	20,094	22,517	24,116	3.53
Julian	9	6	...	15	421	659	866	1,946	3,012	11,431	3,112	17,555	19,516	22,503	5.69
Mirzapur	213	190	61	469	422	429	592	1,443	2,303	5,636	3,234	11,173	13,085	14,681	2.07
Family Domains, Mahārāja of Benares.	941	2,612	2,628	6,181	6,181	6,181	1.37
Jaunpur	254	608	635	1,497	3,839	9,293	6,209	19,341	20,833	20,833	1.65
Gorakhpur	292	400	429	1,121	2,581	5,877	1,484	9,942	11,068	15,006	0.50
Azamgarh	22	9	10	41	232	473	456	1,161	3,018	7,094	3,605	13,717	14,919	16,023	0.93
Lucknow	932	1,006	404	2,342	485	626	605	1,716	2,983	9,847	3,085	15,915	19,973	34,762	4.49
Unao	443	407	430	1,280	4,507	9,776	3,996	18,279	19,559	19,986	2.10
Rae Bareilly	235	163	46	444	830	1,228	1,931	3,989	7,319	4,861	493	12,673	17,106	18,525	1.79
Sitapur	84	54	42	180	1,147	2,568	780	4,495	4,675	4,675	0.44
Hardoi	472	578	812	1,862	3,360	21,536	13,446	43,342	45,204	48,654	4.37
Bara Banki	168	131	97	396	303	622	120	1,045	1,441	1,441	0.13
Total	1,639	1,457	589	3,685	8,170	11,397	19,901	39,468	69,362	166,762	88,587	324,711	367,864	459,151	2.21

FAMINE DISTRICTS.

Statement showing numbers relieved on works under Civil Officers, in poorhouses or kitchens, and under other provisions of the Famine Code, on last Saturday of August 1897.

District.	On works.				In poorhouses or kitchens.				Otherwise relieved.				Total (columns 5, 9, and 13).	Grand total (in- cluding total num- ber reliev- ed under Public Works Depart- ment).	Percentage of total relieved to population.
	Men.	Women.	Children.	Total.	Men.	Women.	Children.	Total.	Men.	Women.	Children.	Total.			
1	2	3	4	5	6	7	8	9	10	11	12	13	14	15	16
Arva	208	342	243	688	1,131	4,499	903	6,533	7,221	10,607	1.06
Etawah	208	533	137	878	878	878	0.12
Cawnpore	231	161	211	603	967	2,236	267	3,470	4,073	4,073	0.34
Fatehpur	350	524	536	1,410	1,584	4,232	964	6,780	8,190	8,190	0.17
Banda	...	82	17	68	459	920	1,800	3,179	9,034	26,623	26,709	62,371	65,613	73,116	13.34
Hamirpur	315	468	771	1,554	2,487	5,732	4,727	12,946	14,500	14,500	2.82
Allahabad	817	1,081	6,908	8,806	7,822	14,892	5,613	28,327	37,133	44,985	2.87
Jhansi	800	413	612	1,825	2,686	8,463	7,238	18,387	19,712	20,499	3.00
Jalaun	170	253	384	807	3,304	11,756	3,941	19,001	19,808	19,808	5.00
Mirzapur	...	20	8	28	258	306	819	883	1,665	5,658	3,121	10,444	11,355	12,120	1.71
Family Domains, Mahārāja of Benares,	791	2,195	2,173	-5,159	5,159	5,159	1.14
Jaunpur	93	251	341	685	4,477	11,089	7,141	22,707	23,392	23,392	1.85
Gorakhpur	272	421	459	1,152	2,144	4,920	1,329	8,393	9,545	9,545	0.32
Azamgarh	155	263	339	662	2,073	4,931	2,743	9,747	10,409	10,409	0.60
Lucknow	...	125	86	262	593	686	583	1,866	2,336	7,955	3,001	13,292	15,420	16,279	2.10
Unao	334	296	341	971	4,040	8,713	4,068	16,841	17,812	17,984	1.88
Rae Bareli	482	622	882	1,986	6,329	4,506	482	11,317	13,303	14,357	1.38
Sitapur	119	128	105	352	839	1,325	505	3,169	3,521	3,521	3.27
Hardoi	294	395	598	1,287	7,977	20,731	13,362	42,070	43,957	45,884	4.08
Bara Banki	32	6	2	40	879	908	131	1,418	1,458	1,458	0.13
Total	177	111	65	353	5,476	7,441	15,339	23,25	62,273	152,402	88,573	303,250	331,859	355,654	1.71

FAMINE DISTRICTS.

Statement showing numbers relieved on works under Civil Officers, in poorhouses or kitchens, and under other provisions of the Famine Code, on last Saturday of September 1897.

District.	On works.				In poorhouses or kitchens.				Otherwise relieved.				Total (columns 6, 9 and 13).	Grand Total (including total number relieved under Public Works Department.)	Percentage of total relieved to population.
	Men.	Women.	Children.	Total.	Men.	Women.	Children.	Total.	Men.	Women.	Children.	Total.			
1	2	3	4	5	6	7	8	9	10	11	12	13	14	15	16
Agra	49	72	57	178	1,285	4,708	924	6,917	7,095	7,095	71
Etawah	198	477	90	765	765	765	0.11
Cawnpore	87	42	75	204	484	1,169	122	1,775	1,979	1,979	0.16
Fatehpur	127	127	1,258	3,293	868	5,419	5,546	5,546	0.79
Banda	113	198	748	1,059	4,980	14,232	14,108	33,315	34,374	34,374	4.87
Hamirpur	181	248	530	959	1,400	3,078	2,235	6,713	7,072	7,072	14.93
Allahabad	96	73	2,448	2,617	6,127	10,258	4,126	20,511	23,128	23,128	1.41
Jhansi	6	9	133	148	1,075	8,693	2,294	7,063	7,210	7,210	1.70
Jaloun	59	87	203	349	2,218	6,153	3,042	11,413	11,762	11,762	2.97
Mirzapur	...	11	4	15	95	124	139	358	333	1,270	680	2,283	2,665	2,665	0.37
Family Domains, Mahárája of Benares.	287	850	949	2,086	2,086	2,086	0.46
Jaunpur	2	24	74	100	1,620	4,392	3,626	9,638	9,738	9,738	0.77
Gorakhpur	1,410	3,575	941	5,926	5,926	5,926	0.60
Azamgarh	26	50	50	126	99	257	86	442	568	568	0.03
Lucknow	210	150	195	555	2,813	9,443	3,530	15,786	16,341	16,341	2.11
Unao	138	162	162	462	3,995	6,277	8,161	12,453	12,905	12,905	1.35
Rae Bareilly	311	350	557	1,218	1,218	1,218	1,218	0.13
Sitapur	28	19	13	60	127	410	33	570	630	630	0.08
Hardoi	104	93	356	553	6,490	17,765	11,109	35,364	35,917	35,917	3.23
Bara Banki
Total	11	4	...	15	1,505	1,691	5,267	9,063	35,199	91,900	51,948	178,447	187,525	187,525	0.90

SCARCITY DISTRICTS.

Statement showing numbers relieved on works under Civil Officers, in poorhouses or kitchens and under other provisions of the Famine Code, on last Saturday of October 1896.

District.	On works.				In poorhouses or kitchens.				Otherwise relieved.				Total, (columns 5, 9 and 13).	Grand Total (including total numbers relieved under Public Works Department).	Percentage of total relieved to population.
	Men.	Women.	Children.	Total.	Men.	Women.	Children.	Total.	Men.	Women.	Children.	Total.			
1	2	3	4	5	6	7	8	9	10	11	12	13	14	15	16
Dohra Dūn
Muttra
Farukhabad ...	84	8	49	141	62	47	41	170	811	811	.04
Mainpuri	50	12	18	80	80	80	.01
Etah
Barilly	63	17	21	101	101	101	.01
Bijnor	55	17	25	97	97	97	.01
Budaun ...	870	108	231	710	710	710	.08
Moradsbad
Shāh-jahān-pur ...	64	19	7	90	208	222	232	662	762	762	.08
Pilibhit	104	103	183	450	450	450	.09
Bonares ...	95	78	20	193	193	193	.02
Bnatl
Kheri	20	23	12	55	55	55	.000
Fyzabad
Gonda
Sultān-pur	43	23	13	79	79	79	.007
Partābgarh
Total ...	610	208	307	1,134	625	524	545	1,694	2,828	2,828	.02

Statement showing numbers relieved on works under Civil Officers, in poorhouses or kitchens and under other provisions of the Famine Code, on last Saturday of November 1896.

District.	On works.				In poorhouses or kitchens.				Otherwise relieved.				Total (columns 5, 9, and 13).	Grand Total (including total number relieved under Public Works Department).	Percentage of total relieved to population.
	Men.	Women.	Children.	Total.	Men.	Women.	Children.	Total.	Men.	Women.	Children.	Total.			
1	2	3	4	5	6	7	8	9	10	11	12	13	14	15	16
Dehra Dún
Muttra
Farukhabad ...	40	9	29	78	108	59	57	224	302	302	.04
Mainpuri	40	11	12	63	63	63	.008
Etah	81	8	6	45	45	45	.006
Bareilly	71	20	25	116	116	116	.01
Bijnor	44	22	23	89	89	89	.01
Budaun ...	240	126	109	475	39	21	28	82	557	557	.06
Moradabad
Sháhjahánpur ...	50	23	12	85	196	251	222	669	754	754	.08
Filibhit	97	135	148	380	380	380	.08
Benares
Basti ...	90	129	27	246	81	91	127	299	545	545	.08
Xheri	15	9	8	27	27	27	.003
Fyzabad
Gonda ...	505	314	209	1,028	208	187	182	577	1,605	1,605	.11
Sultánpur	164	142	60	366	366	366	.08
Partábgarh
Total ...	925	601	386	1,912	1,088	956	893	2,937	4,849	4,849	.08

Statement showing numbers relieved on works under Civil Officers, in poorhouses or kitchens and under other provisions of the Famine Code, on last Saturday of December 1896.

District.	On works.				In poorhouses or kitchens.				Otherwise relieved.				Total, (columns 5, 9, and 13).	Grand Total (including total number relieved under Public Works Department).	Percentage of total relieved to population.
	Men.	Women.	Children.	Total.	Men.	Women.	Children.	Total.	Men.	Women.	Children.	Total.			
1	2	3	4	5	6	7	8	9	10	11	12	13	14	15	16
Dehra Dún ...	239	2	50	291	291	291	·17
Muttra	73	29	13	120	120	4,068	·57
Farukhabad	230	165	156	551	551	551	·08
Mainpuri	64	16	20	100	100	203	·03
Etah	57	17	14	88	88	88	·01
Bareilly	68	25	27	120	120	120	·01
Bijnor	137	127	181	445	445	659	·08
Budaun ...	817	193	152	662	32	26	27	85	747	747	·08
Moradabad ...	51	19	50	120	45	32	20	97	8	...	1	4	221	221	·02
Sháhjahánpur ...	324	272	371	967	237	261	220	718	1,685	1,685	·18
Pilibhít	115	130	150	395	61	110	74	245	640	640	·13
Benares ...	52	16	5	73	205	123	102	430	549	1,753	497	2,799	3,302	3,302	·39
Basti ...	139	61	71	271	123	252	320	700	971	971	·05
Kheri	10	5	4	19	19	19	·002
Fyzabad ...	611	351	80	1,042	296	286	253	834	166	292	147	605	2,481	2,885	·24
Gonda	313	284	251	848	848	1,921	·13
Sultánpur ...	494	564	261	1,319	238	271	114	623	115	181	92	388	2,330	2,530	·24
Partábgarh ...	735	614	216	1,565	73	74	73	220	1,785	2,028	·22
Total ...	2,962	2,092	1,256	6,310	2,321	2,123	1,949	6,393	894	2,336	811	4,041	16,744	22,929	·14

Statement showing numbers relieved on works under Civil Officers, in poorhouses or kitchens and under other provisions of the Famine Code, on last Saturday of January 1897.

District.	On works.				In poorhouses or kitchens.				Otherwise relieved.				Total (columns 5, 9, and 13).	Grand Total (including total number relieved under Public Works Department).	Percentage of total relieved to population.
	Men.	Women.	Children.	Total.	Men.	Women.	Children.	Total.	Men.	Women.	Children.	Total.			
1	2	3	4	5	6	7	8	9	10	11	12	13	14	15	16
Dehra Dún ...	271	3	30	304	304	304	.18
Muttra	146	51	58	255	275	637	188	1,100	1,355	9,784	1.37
Farakhabad ...	44	...	15	59	548	338	339	1,225	421	1,453	519	2,393	3,677	3,677	.43
Mainpuri	93	33	33	159	75	366	100	541	700	739	.09
Etah	148	64	63	275	426	804	278	1,508	1,783	2,246	.32
Bareilly	117	60	53	230	230	5,468	.53
Bijnor	246	234	288	768	768	2,870	.36
Budann ...	925	632	514	2,071	54	47	41	142	2,213	2,213	.24
Moradabad ...	162	135	149	446	149	88	78	315	57	89	88	184	945	2,837	.24
Sháhjahánpur ...	946	680	810	2,436	344	328	281	953	222	927	107	1,256	4,645	4,645	.50
Pilibhít ...	745	1,399	1,541	3,685	118	114	132	364	67	120	81	268	4,317	10,336	2.30
Benares ...	381	353	217	951	440	273	237	950	969	3,011	949	4,929	6,830	6,830	.80
Basti ...	427	354	268	1,049	395	397	418	1,210	585	742	199	1,526	3,785	3,785	.21
Kheri	81	66	66	213	25	37	21	83	296	296	.03
Fyzabad ...	3,488	4,199	1,255	8,942	595	547	478	1,620	370	789	378	1,532	12,094	15,115	1.24
Gonda ...	2,120	1,320	876	4,316	371	303	333	1,007	73	124	54	251	5,574	8,547	.69
Sultánpur ...	1,752	2,023	949	4,724	339	407	313	1,059	859	609	267	1,235	7,018	15,827	1.47
Partágarh ...	2,377	1,978	699	5,054	344	346	338	1,028	1,007	3,692	633	5,332	11,414	13,963	1.53
Total ...	13,638	13,076	7,323	34,037	4,528	3,696	3,549	11,773	4,931	13,400	3,807	22,138	67,948	109,482	.65

Statement showing numbers relieved on works under Civil Officers, in poorhouses or kitchens and under other provisions of the Famine Code, on last Saturday of February 1897.

District.	On works.				In poorhouses or kitchens.				Otherwise relieved.				Total (columns 5, 9, and 13).	Grand Total (including total number relieved under Public Works Department).	Percentage of total relieved to population.
	Men.	Women.	Children.	Total.	Men.	Women.	Children.	Total.	Men.	Women.	Children.	Total.			
1	2	3	4	5	6	7	8	9	10	11	12	13	14	15	16
Dehra Dún ...	814	3	26	843	843	843	20
Muttra ...	183	230	350	713	102	54	54	210	929	2,317	881	4,127	5,050	26,768	8.75
Farakhabad ...	75	...	23	98	431	254	260	945	1,628	4,415	2,467	8,510	9,553	9,962	1.16
Mainpuri	83	40	42	165	115	450	104	669	834	966	.13
Etah ...	99	19	55	173	148	64	63	275	386	1,034	139	1,559	2,007	2,907	.42
Bareilly	133	52	37	222	323	364	86	728	950	3,951	.88
Bijnor	417	476	530	1,423	1,423	5,146	.65
Budaun ...	124	90	40	254	101	91	102	294	8	2	...	10	558	1,264	.14
Moradabad ...	89	...	39	78	477	423	499	1,399	107	83	87	277	1,754	7,235	.61
Sháhjahánpur	437	406	344	1,187	125	916	203	1,244	2,431	5,741	.63
Pilibhit	78	74	94	246	264	473	319	1,056	1,302	7,865	1.62
Benares ...	104	123	16	243	295	253	194	742	1,250	3,865	1,044	6,159	7,144	7,144	.84
Basti ...	555	313	180	1,048	209	297	311	817	213	556	184	953	2,818	2,818	.16
Kheri	204	217	178	599	181	305	194	680	1,279	2,091	.23
Fyzabad ...	3,131	2,764	1,379	7,274	382	345	279	1,006	1,210	1,671	634	3,515	11,795	13,520	1.11
Gonda ...	1,445	1,026	841	3,312	291	291	289	871	77	217	73	867	4,550	6,039	.41
Sultánpur ...	4,292	2,618	1,007	7,917	305	451	371	1,127	572	1,263	238	2,073	11,117	15,993	1.49
Partálgarh ...	1,602	1,321	390	3,313	368	371	355	1,094	362	3,159	542	4,563	8,970	20,758	2.28
Total ...	11,913	8,507	4,346	24,766	4,461	4,159	4,002	12,622	8,255	21,090	7,145	36,490	73,878	140,571	.84

Statement showing numbers relieved on works under Civil Officers, in poorhouses or kitchens and under other provisions of the Famine Code, on last Saturday of March 1897.

District.	On works.				In poorhouses or kitchens.				Otherwise relieved.				Total (columns 5, 9, and 13).	Grand Total (including total number relieved under Public Works Department).	Percentage of total relieved to population.
	Men.	Women.	Children.	Total.	Men.	Women.	Children.	Total.	Men.	Women.	Children.	Total.			
1	2	3	4	5	6	7	8	9	10	11	12	13	14	15	16
Dehra Dún ...	373	3	99	475	475	475	·28
Muttra ...	32	24	7	63	91	81	32	154	1,205	3,120	1,206	5,531	5,748	6,074	·35
Farrukhabad	265	172	176	618	490	932	429	1,851	2,464	2,476	·29
Mainpuri	19	15	24	58	672	757	200	1,629	1,687	1,687	·22
Etah ...	16	8	...	19	57	39	81	127	193	719	96	1,008	1,154	1,154	·16
Rareilly	45	34	15	94	340	391	36	767	801	1,204	·12
Bijnor	330	429	430	1,239	152	440	88	680	1,919	2,364	·30
Budaun	48	39	35	122	26	7	3	36	158	158	·02
Moradabad	188	155	162	505	155	212	136	503	1,008	2,596	·22
Sháhjehánpur ...	80	17	15	62	249	309	203	761	366	546	334	1,246	2,069	2,069	·23
Pilibhít	41	66	86	193	333	595	401	1,329	1,523	2,040	·43
Benares	216	178	120	514	1,324	4,409	1,551	7,284	7,798	7,798	·32
Basti ...	383	229	169	781	114	131	160	405	465	712	149	1,326	2,512	2,512	·14
Kheri	71	46	34	151	5	44	5	54	205	589	·07
Fyzabad ...	106	132	13	251	129	140	110	379	329	854	346	1,529	2,159	2,749	·23
Gonda ...	298	199	119	616	133	106	32	331	70	174	40	284	1,231	1,473	·10
Sultánpur ...	193	70	27	290	48	60	37	145	148	269	50	467	842	860	·08
Partágarh ...	84	44	9	87	120	124	151	395	430	1,074	260	1,764	2,246	2,246	·25
Total ...	1,405	721	458	2,584	2,164	2,074	1,943	6,186	6,703	15,255	5,330	27,288	36,053	40,523	·24

Statement showing numbers relieved on works under Civil Officers, in poorhouses or kitchens and under other provisions of the Famine Code, on last Saturday of April 1897.

District.	On works.				In poorhouses or kitchens.				Otherwise relieved.				Total (columns 5, 9, and 13).	Grand Total (including total number relieved under Public Works Department).	Percentage of total relieved to population.
	Men.	Women.	Children.	Total.	Men.	Women.	Children.	Total.	Men.	Women.	Children.	Total.			
1	2	3	4	5	6	7	8	9	10	11	12	13	14	15	16
Dohra Dún ...	407	1	45	453	458	458	·27
Muttra ...	168	65	43	201	68	27	28	123	708	2,055	625	3,440	3,800	4,753	·07
Farukhabad	163	116	98	377	208	922	297	1,185	1,512	1,564	·18
Mainpuri	11	7	15	33	...	13	20	39	72	72	·000
Etah	48	28	24	100	18	169	...	187	247	247	·04
Barilly	45	80	25	100	265	240	20	505	666	666	·00
Bijnor	176	167	183	516	127	895	108	630	1,146	1,146	·14
Hudaun	41	82	19	92	4	4	86	86	·01
Moradabad	139	141	159	439	59	112	107	278	717	717	·00
Sháhjahánpur	218	209	181	608	208	306	187	609	1,806	1,806	·15
Pilibhít	83	65	79	177	396	639	891	1,420	1,603	1,993	·41
Benares	275	241	157	673	1,818	5,739	2,082	9,639	10,312	10,312	1·21
Hastí ...	409	310	210	985	50	61	87	208	207	434	155	886	2,029	2,029	·11
Khori
Fyzabad ...	106	132	13	251	129	140	110	379	329	854	846	1,529	2,159	2,159	·18
Gonda ...	107	102	68	277	87	89	84	260	4	7	...	11	548	548	·04
Bultánpur ...	201	165	46	473	48	80	33	161	5	18	1	24	657	1,704	·11
Partálgarh ...	69	85	19	123	83	125	147	355	403	1,230	187	1,820	2,298	2,298	·25
Total ...	1,522	830	444	2,802	1,614	1,008	1,439	4,061	4,012	12,879	4,526	22,317	29,780	81,621	·19

Statement showing numbers relieved on works under Civil Officers, in poorhouses or kitchens and under other provisions of the Famine Code, on last Saturday of May 1897.

District.	On works.				In poorhouses or kitchens.				Otherwise relieved.				Total (columns 5, 9, and 13).	Grand Total (including total number relieved under Public Works Department).	Percentage of total re- lieved to population.
	Men.	Women.	Children.	Total.	Men.	Women.	Children.	Total.	Men.	Women.	Children.	Total.			
1	2	3	4	5	6	7	8	9	10	11	12	13	14	15	16
Dehra Dún
Muttra ...	79	35	10	118	70	32	38	140	675	1,841	534	3,050	3,308	6,521	·91
Farukhabad	108	102	90	300	145	541	252	938	1,238	1,323	·15
Mainpuri	13	10	16	39	52	357	149	558	597	597	·08
Etah	47	24	16	87	179	994	51	1,224	1,311	1,811	·19
Bareilly ...	55	89	48	186	40	21	22	83	89	122	21	232	501	1,453	·14
Bijnor	144	152	196	492	86	212	85	363	875	983	·13
Budaun	39	80	17	86	...	1	1	2	88	1,638	·18
Moradabad	99	120	106	325	61	113	111	285	610	959	·08
Sháhjahánpur ...	210	177	99	486	253	276	203	732	1,218	1,265	·14	
Pilibhít ...	31	62	...	93	28	57	75	160	309	626	383	1,318	1,571	2,525	·53
Benares	263	273	187	728	2,202	6,773	2,816	11,791	12,519	12,519	1·47
Basti ...	894	241	126	761	55	73	106	234	112	93	72	277	1,272	1,272	·07
Kheri	53	46	24	123	5	56	5	66	189	984	·11
Fyzabad	163	165	111	439	400	1,081	369	1,850	2,289	2,289	·19
Gonda ...	125	53	68	246	94	126	84	304	550	550	1,918	·18
Sultánpur ...	644	372	165	1,181	60	108	47	215	145	657	177	979	2,375	4,179	·39
Partábgarb ...	1,128	815	202	1,645	122	163	190	475	600	2,022	266	2,888	5,008	6,432	·71
Total ...	2,660	1,338	718	4,716	1,651	1,783	1,528	4,962	5,060	15,489	5,292	25,841	35,519	48,178	·29

Statement showing numbers relieved on works under Civil Officers, in poorhouses or kitchens and under other provisions of the Famine Code, on last Saturday of June 1897.

District.	On works.				In poorhouses or kitchens.				Otherwise relieved.				Total (columns 5, 9, and 13).	Grand Total (including total number relieved under Public Works Department).	Percentage of total relieved to population.
	Men.	Women.	Children.	Total.	Men.	Women.	Children.	Total.	Men.	Women.	Children.	Total.			
1	2	3	4	5	6	7	8	9	10	11	12	13	14	15	16
Dehra Dún
Muttra	83	41	50	174	678	1,810	477	2,965	3,139	5,792	80
Farukhabad	131	120	117	368	491	1,257	541	2,289	2,682	2,682	81
Mainpuri	16	15	22	53	898	3,841	1,192	5,831	5,414	5,414	71
Etah	61	31	23	115	242	880	68	1,190	1,305	1,305	19
Bareilly	76	88	37	161	143	165	10	318	469	1,449	14
Bijnor	163	224	262	649	115	319	109	543	1,192	1,552	20
Budaun	33	51	30	164	164	164	08
Moradabad	141	200	190	531	65	113	111	289	820	1,758	15
Sháhjahánpur	267	353	242	862	195	391	256	842	1,704	1,704	19
Pilibhít	9	18	27	37	56	84	177	395	72	439	1,554	1,758	2,746	57
Renares	122	198	142	462	2,217	6,806	2,831	11,854	12,316	12,316	145
Baati	221	133	471	97	145	188	430	151	289	101	541	1,442	1,442	08
Kheri	49	57	33	139	66	98	65	329	868	848	09
Fyzabad	288	444	303	1,035	308	674	320	1,302	2,337	2,337	19
Gonda	126	191	106	423	12	87	9	58	481	882	06
Sultánpur	137	199	87	423	200	945	229	1,374	1,797	1,797	17
Partágarh	9	10	20	153	226	264	643	605	2,168	308	3,081	3,744	3,744	41
Total ...	239	161	118	518	2,030	2,589	2,180	6,799	6,711	20,013	7,066	33,790	41,107	47,870	29

Statement showing numbers relieved on works under Civil Officers, in poorhouses or kitchens and under other provisions of the Famine Code, on last Saturday of July 1897.

District.	On works.				In poorhouses or kitchens.				Otherwise relieved.				Total (columns 5, 9, and 13).	Grand Total (including total number relieved under Public Works Department).	Percentage of total relieved to population.
	Men.	Women.	Children.	Total.	Men.	Women.	Children.	Total.	Men.	Women.	Children.	Total.			
1	2	3	4	5	6	7	8	9	10	11	12	13	14	15	16
Dehra Dún
Muttra	59	42	33	134	645	1,742	459	2,846	2,980	2,980	42
Farukhabad	227	209	169	605	142	612	368	1,122	1,727	1,727	20
Mainpuri	48	40	47	135	520	1,919	445	2,884	3,019	3,019	40
Etah	79	46	53	178	211	908	94	1,213	1,391	1,391	20
Bareilly	131	86	76	293	210	249	28	487	780	1,718	17
Bijnor	230	368	422	1,020	130	395	130	655	1,675	1,675	21
Budaun	207	56	34	297	297	297	03
Moradabad	260	398	384	1,042	111	313	167	591	1,633	1,633	14
Sháhjánpur	501	692	547	1,740	355	770	431	1,556	3,296	3,296	36
Pilibhit	33	50	79	163	350	1,273	575	2,198	2,360	2,360	55
Benares	229	248	133	610	2,142	6,293	2,078	10,513	11,123	11,123	181
Bas'i	113	140	165	418	221	558	130	918	1,336	1,336	07
Kheri	227	316	180	723	81	100	60	241	964	964	11
Fyzabad	172	275	267	714	55	137	59	251	965	965	08
Gonda	123	129	104	356	468	870	835	2,173	2,529	2,529	17
Sultánpur	158	227	112	497	230	1,180	173	1,583	2,080	2,080	19
Partábgarh	94	108	176	378	684	2,586	364	3,634	4,012	4,012	44
Total	2,891	3,430	2,981	9,302	6,555	19,905	6,405	32,865	42,167	43,391	26

Statement showing numbers relieved on works under Civil Officers, in poorhouses or kitchens and under other provisions of the Famine Code, on last Saturday of August 1897.

District.	On works.				In poorhouses or kitchens.				Otherwise relieved.				Total (columns 5, 9, and 13).	Grand Total (including total number relieved under Public Works Department).	Percentage of total relieved to population.
	Men.	Women.	Children.	Total.	Men.	Women.	Children.	Total.	Men.	Women.	Children.	Total.			
1	2	3	4	5	6	7	8	9	10	11	12	13	14	15	16
Delhra Dún
Muttra	29	20	19	68	401	1,024	196	1,621	1,689	1,689	24
Farukhabad	266	224	186	676	104	873	213	690	1,966	1,366	16
Mainpuri	12	4	8	24	526	1,957	459	2,942	2,966	2,966	89
Etah	265	1,061	71	1,397	1,397	1,397	20
Bareilly	82	61	56	199	249	859	44	652	851	851	08
Bijnor	164	261	810	735	143	507	71	721	1,456	1,456	18
Budaun	92	91	101	284	1	1	285	285	03
Moradabad	100	157	166	423	230	287	281	798	1,221	1,221	10
Sháhjahánpur	396	570	456	1,422	280	672	375	1,327	2,749	2,749	80
Pilibhit	17	46	69	132	400	961	611	1,972	2,104	2,104	43
Benares	203	207	120	530	3,242	6,761	2,439	12,442	12,972	12,972	152
Basti	163	826	79	568	568	568	03
Kheri	113	165	107	385	385	385	04
Fyzabad	67	94	107	268	56	125	52	233	501	501	04
Gonda	108	124	93	325	386	1,238	507	2,131	2,456	2,456	17
Sultánpur	83	99	53	235	213	844	196	1,253	1,488	1,488	14
Partágarh	45	66	107	218	431	1,645	174	2,250	2,468	2,468	27
Total	1,777	2,189	1,958	5,924	7,090	18,140	5,768	30,998	36,922	36,922	22

Statement showing numbers relieved on works under Civil Officers, in poorhouses or kitchens and under other provisions of the Famine Code, on last Saturday of September 1897.

District.	On works.				In poorhouses or kitchens.				Otherwise relieved.				Total (columns 5, 9, and 13).	Grand Total (including total number relieved under Public Works Department).	Percentage of total relieved to population.
	Men.	Women.	Children.	Total.	Men.	Women.	Children.	Total.	Men.	Women.	Children.	Total.			
1	2	3	4	5	6	7	8	9	10	11	12	13	14	15	16
Dehra Dún
Muttra
Farukhabad	300	733	101	1,134	1,134	1,134	.16
Mainpuri	72	392	135	599	599	599	.07
Etah
Bareilly	88	364	66	518	518	518	.07
Bijnor	82	13	30	75	88	124	4	216	291	291	.03
Budaun	222	547	290	1,059	1,066	1,066	.13
Moradabad	99	2	...	41	29	...	2	81	72	72	.008
Sháhjahánpur	7	4	6	17	223	279	281	783	800	800	.07
Pilibhit	102	169	156	427	93	209	162	464	891	891	.10
Bonares	1	7	8	398	938	602	1,938	1,946	1,946	.40
Basti	172	152	88	412	3,116	5,800	2,456	11,372	11,784	11,784	1.38
Kheri
Fyzabad	54	68	58	180	180	180	.02
Gonda	44	101	41	186	186	186	.02
Sultánpur
Partágarh	138	488	22	648	648	648	.07
Total	406	411	850	1,167	4,811	9,975	4,162	18,948	20,115	20,115	.12

Statement showing total number of persons in receipt of relief in the North-Western Provinces and Oudh on the last day of each week, from 3rd October 1896 to 30th October 1897, together with number of units for one day.

Week ending—	Number of relief works.		Number in poor-houses.	Number relieved otherwise.	Number relieved from Charitable Fund through official agency included in column 5.	Total.	Number of units for one day.
	Workers.	Dependants.					
1	2	3	4	5	6	7	8
3rd October 1896 ...	4,237	739	10,025	15,001	45,003
10th ditto ...	6,519	667	12,123	16,309	109,565
17th ditto ...	9,461	707	14,940	25,168	145,169
24th ditto ...	51,929	1,285	18,781	71,995	840,070
31st ditto ...	65,226	4,719	21,925	7,840	...	99,250	590,355
7th November 1896 ...	74,868	8,273	8,888	13,684	...	105,713	717,370
14th ditto ...	90,538	13,632	7,211	17,233	...	128,614	820,144
21st ditto ...	95,070	18,203	18,998	8,284	...	140,549	942,070
28th ditto ...	115,761	21,000	23,301	8,787	...	168,939	1,083,208
5th December 1896 ...	130,232	26,513	24,975	14,310	...	196,030	1,277,891
12th ditto ...	178,786	33,274	27,874	20,267	...	255,201	1,579,308
19th ditto ...	203,969	46,599	30,486	22,881	...	303,935	1,966,978
26th ditto ...	228,593	52,114	39,951	30,435	...	351,093	2,292,598
2nd January 1897 ...	332,593	77,645	44,348	42,293	...	496,879	2,967,902
9th ditto ...	415,031	123,996	50,034	68,631	...	662,692	4,058,498
16th ditto ...	522,916	123,052	52,278	124,428	...	822,674	5,198,781
23rd ditto ...	664,247	125,973	67,858	176,544	...	1,024,622	6,465,536
30th ditto ...	834,924	180,345	57,286	232,662	...	1,305,217	8,154,436
6th February 1897 ...	921,537	200,571	58,718	219,423	...	1,400,243	9,469,110
13th ditto ...	1,084,380	215,878	57,462	222,349	...	1,580,069	10,256,094
20th ditto ...	1,080,527	234,473	56,049	240,966	...	1,612,015	10,997,294
27th ditto ...	1,127,388	253,954	51,435	203,950	...	1,686,722	11,580,579
6th March 1897 ...	995,908	225,168	45,048	275,908	...	1,542,122	11,335,964
13th ditto ...	862,507	197,050	39,206	278,125	...	1,376,888	10,216,636
20th ditto ...	654,593	149,020	34,861	267,917	...	1,106,391	8,691,476
27th ditto ...	638,269	144,322	30,974	252,982	...	1,066,547	7,805,233
3rd April 1897 ...	587,212	111,076	29,375	292,863	20,634	1,021,126	7,806,855
10th ditto ...	580,933	109,096	28,234	285,337	23,425	1,003,600	7,086,541
17th ditto ...	615,556	115,446	27,653	299,410	33,755	1,058,065	7,215,827
24th ditto ...	702,320	115,563	31,107	298,547	36,077	1,147,537	7,719,607
1st May 1897 ...	789,278	145,588	26,819	323,177	38,699	1,230,862	8,530,896
8th ditto ...	813,109	155,702	26,853	322,563	34,688	1,319,227	9,128,311
15th ditto ...	866,086	169,797	28,639	340,594	36,406	1,405,116	9,531,709
22nd ditto ...	949,598	177,329	30,175	335,059	31,266	1,492,161	10,140,469
29th ditto ...	975,949	180,790	38,947	343,202	59,863	1,543,888	10,626,171
5th June 1897 ...	982,369	181,869	34,786	355,820	60,068	1,554,844	10,845,593
12th ditto ...	924,350	171,319	36,908	367,913	60,276	1,500,490	10,693,669
19th ditto ...	787,416	175,848	35,999	370,711	62,688	1,369,974	10,046,624
26th ditto ...	377,515	71,235	42,837	393,755	63,499	885,342	7,893,606
3rd July 1897 ...	352,759	62,336	39,762	406,551	56,486	861,408	6,113,625
10th ditto ...	454,620	81,556	44,053	422,819	67,439	1,003,053	6,525,613
17th ditto ...	308,713	56,893	45,245	431,746	64,594	842,597	6,459,775
24th ditto ...	117,077	23,288	44,436	423,535	66,487	608,336	5,078,265
31st ditto ...	81,418	14,778	48,770	424,302	66,726	569,268	4,121,614
7th August 1897 ...	55,362	11,319	42,582	432,323	69,239	542,085	3,889,735
14th ditto ...	42,186	10,178	38,663	429,649	65,101	520,676	3,719,663
21st ditto ...	25,929	4,733	34,752	419,307	70,962	484,721	3,518,880
28th ditto ...	20,090	4,058	34,180	402,359	68,111	460,687	3,308,928
4th September 1897 ...	18,236	2,539	21,489	378,852	75,087	416,116	3,068,810
11th ditto ...	12,612	2,485	16,113	333,596	61,142	364,806	2,733,227
18th ditto ...	153	...	10,595	290,681	59,789	301,419	2,331,787
25th ditto ...	15	...	10,230	246,612	49,217	256,857	1,953,966
2nd October 1897	5,017	163,320	47,733	168,337	1,488,179
9th ditto	3,604	123,727	45,380	127,531	1,035,538
16th ditto	1,224	21,370	10,195	22,594	525,437
23rd ditto	363	16,982	8,681	17,345	139,786
30th ditto	871	266	871	6,097
Total	291,690,495

NOTE.—(1) The figures for October and November 1896 include in some instances works and poorhouses under Local Boards.

(2) Corrections, subsequently reported plus 85,235 persons under "No relieved otherwise" and minus 175 under "number in poor-houses."

APPENDIX VIII.

Statement showing expenditure incurred in the Civil Department in connection with Famine relief operations; North-Western Provinces and Oudh, October 1896 to October 1897.

District	Month.	Expenditure on relief works in charge of District Officers.	Expenditure on gratuitous relief.				Miscellaneous expenditure.			Other miscellaneous expenditure.		
			In Government institutions.	At the houses of people.	In other ways.	Total.	On advances for village works.	Other items.	Total.	Salaries and establishment.	Relief to people employed otherwise than on relief works.	Total.
Meerut ...	October 1896
Muttra ...	Ditto ...	206	200
Agra ...	Ditto ...	300	100
Mainpuri ...	Ditto ...	430	510
Etawah ...	Ditto	250
Bareilly ...	Ditto	821	250	250
Bijnor ...	Ditto ...	100	34
Moradabad ...	Ditto	105
Sháhjahánpur ...	Ditto	1,809
Pilibhít ...	Ditto ...	207	750
Cawnpore ...	Ditto ...	125
Bánda ...	Ditto ...	2,113	4,372	78	73	210	210
Hamírpur ...	Ditto	4,569	1,700	18	117	117
Allahabad ...	Ditto	3,398	376	376
Jhánsi ...	Ditto	3,156	...	125	69	69
Jalaun ...	Ditto	1,052	2,411	112	112
Jaunpur ...	Ditto ...	125
Mirzapur ...	Ditto	85	85
Ghásiipur ...	Ditto ...	100
Gorakhpur ...	Ditto	500	500	500
Basti ...	Ditto
Naini Tal ...	Ditto ...	81,771	9	9
Lucknow ...	Ditto	1,175
Unao ...	Ditto	8,800
Rae Barell... ..	Ditto ...	4,110
Sitapur ...	Ditto	300	85	85
Hardoi ...	Ditto ...	10,415	175	1,201	...	1,376
Fyzabad ...	Ditto ...	400	400
Gonda ...	Ditto	100
Sultánpur ...	Ditto ...	100
Partábgarh ...	Ditto ...	25
Total	50,527	32,401	4,111	141	36,653	...	78	73	1,636	1,451	3,087

Statement showing expenditure incurred in the Civil Department in connection with Famine relief operations, North-Western Provinces and Oudh, October 1896 to October 1897.

District.	Months.	Expenditure on relief works in charge of District Officers.	Expenditure on gratuitous relief.				Miscellaneous expenditure.			Other Miscellaneous expenditure.		
			In Government institutions.	At the houses of people.	In other ways.	Total.	On advances for village works.	Other items.	Total.	Salaries and Establishment.	Relief to people employed otherwise than on relief works.	Total.
Muttra ...	November 1896	258	487	487	
Agra ...	Ditto ...	53	637	637	
Farrukhabad ...	Ditto ...	407	
Mainpuri ...	Ditto ...	70	90	90	
Etah ...	Ditto	
Bareilly ...	Ditto ...	300	293	293	
Bijnor ...	Ditto ...	25	242	242	
Budaun ...	Ditto	500	500	
Moradabad ...	Ditto ...	300	50	255	...	805	
Sánjahánpur ...	Ditto	2,030	2,030	
Pilibhít ...	Ditto ...	1,210	300	300	4	...	4	
Cawnpore ...	Ditto ...	42	3,800	3,800	
Bánda ...	Ditto ...	4,573	7,204	7,204	...	65	65	199	199	
Hamírpur ...	Ditto	8,322	3,221	20	11,563	90	90	
Allahabad ...	Ditto	4,996	4,996	256	1,376	
Jhánsi ...	Ditto	6,239	6,239	163	163	
Jálaun ...	Ditto	1,788	1,297	...	3,085	89	89	
Mirzapur ...	Ditto	23	23	
Jaunpur ...	Ditto ...	50	
Gházipur ...	Ditto ...	116	
Goráhpur ...	Ditto	354	354	
Basti ...	Ditto	1,738	1,738	8	8	
Asamgarh ...	Ditto	8	738	859	
Naini Tal ...	Ditto ...	19,952	126	90	90	
Lucknow ...	Ditto	1,118	1,118	90	203	
Unao ...	Ditto	3,000	3,000	
Rae Bareli ...	Ditto ...	2,573	466	466	
Sitapur ...	Ditto	700	700	8	8	
Hardoi ...	Ditto ...	2,339	3,521	...	325	3,846	175	175	
Fyzabad ...	Ditto	400	400	
Gonda ...	Ditto	925	925	
Bahraich ...	Ditto	5	5	
Sultánpur ...	Ditto	1,377	73	...	1,450	
Partábgarh ...	Ditto ...	385	
Bara Banki ...	Ditto ...	145	200	200	2	2	
Total	-7,106	39,777	4,591	600	44,968	...	65	65	1,238	2,368	3,606

Statement showing the expenditure incurred in the Civil Department in connection with Famins relief operation, North-Western Provinces and Oudh, October 1896 to October 1897.

Districts.	Month.	Expenditure on relief works in-charge of District Officers.	Expenditure on gratuitous relief.				Miscellaneous expenditure.			Other miscellaneous expenditure.		
			In Govern-ment insti-tutions.	At the houses of people.	In other ways.	Total.	On advances for village works.	Other items.	Total.	Salaries and establi-shment.	Relief to people em-ployed other-wise than on relief works.	Total.
Meerut ...	December 1896,	4	...	4
Saharanpur ...	Ditto	17	...	17
Muttra ...	Ditto	100	100
Agra ...	Ditto ...	83	60	60
Farukhabad ...	Ditto ...	93	632	632
Mainpuri ...	Ditto	830	830
Etawah ...	Ditto	93	93
Bareilly ...	Ditto	904	...	164	1,068	63	...	63
Bijnor ...	Ditto ...	606	14	...	14
Moradabad ...	Ditto ...	102	249	249	30	...	30
Shahjahanpur ...	Ditto	2,362	2,362	8	...	8
Pilibhit ...	Ditto ...	88	1,040	1,040
Cawnpore ...	Ditto ...	904	7,108	478	75	7,661	...	87	87	27	...	27
Fatehpur ...	Ditto	1,500	500	...	2,000
Banda ...	Ditto	10,761	8,018	62	18,836	50	...	50
Hamirpur ...	Ditto	5,079	3,066	9	8,154	72	...	72
Allahabad ...	Ditto	15,590	3,630	...	19,220	166	5,700	5,866
Jhansi ...	Ditto	2,821	1,200	5	4,026	60	...	60
Jalaun ...	Ditto	1,819	2,484	...	4,303	25	...	25
Benares ...	Ditto	130	130	15	...	15
Jaunpur ...	Ditto ...	4,650	485	150	160	795
Ghazipur ...	Ditto	3	...	3
Gorakhpur ...	Ditto	6,124	6,124	88	...	88
Basti ...	Ditto	1,899	1,899
Azamgarh ...	Ditto	2,906	2,906	84	...	84	208	60	268
Naini Tal ...	Ditto ...	4,607
Lucknow ...	Ditto	3,507	7,500	850	11,857
Unao ...	Ditto	153	790	...	943
Rae Bareilly ...	Ditto	2,028	400	130	2,558
Sitapur ...	Ditto	808	1,800	225	2,833	21	488	509
Hardoi ...	Ditto ...	1,321	8,050	8,050	36	...	36
Kheri ...	Ditto	40	...	40
Fyzabad ...	Ditto	1,708	...	400	2,108
Gonda ...	Ditto	1,160	1,160	3,000	...	3,000
Sultanpur ...	Ditto	473	1,015	...	1,488	4,975	...	4,975
Partabgarh ...	Ditto	-14	-14	25	...	25
Bareilly ...	Ditto ...	215	400	240	225	865
Total ...		3,205	80,135	31,266	1,985	1,13,336	8,059	87	8,146	962	6,248	7,210

Statement showing expenditure incurred in the Civil Department in connection with Famine relief operations, North-Western Provinces and Oudh,
October 1896 to October 1897.

District.	Month.	Expenditure on relief works in charge of District Officers.	Expenditure on gratuitous relief.				Miscellaneous expenditure.			Other miscellaneous expenditure.		
			In Govern-ment institu-tions.	At the houses of people.	In other ways.	Total.	On advances for village works.	Other items.	Total.	Salaries and establish-ment.	Relief to people em-ployed other-wise than on relief works.	Total.
Muttra ...	January 1897	891	1,800	15	2,706
Agra ...	Ditto	605	8,964	...	9,569
Farrukhabad ...	Ditto	2,497	2,100	...	4,597	5	...	5
Mainpuri ...	Ditto	620	2,800	150	3,570	2,379	2,379
Etawah ...	Ditto	78	898	...	976
Etah ...	Ditto	2,551	2,551	3,000	...	3,000
Bareilly ...	Ditto	819	819
Bijnor ...	Ditto	1,727	1,727
Budaun ...	Ditto ...	2,716	5	6	...	113	113
Moradabad ...	Ditto ...	1,100	1,467	86	205	1,758
Sháhjahánpur ...	Ditto	2,789	1,889	83	4,211
Pilibhit ...	Ditto ...	2,062	1,247	468	5	1,720
Cawnpore ...	Ditto	5,975	18,171	...	24,146	20	...	20
Fatehpur ...	Ditto	6,900	4,376	124	10,400
Bánda ...	Ditto	16,417	9,005	98	25,520	103	387
Hamirpur ...	Ditto ...	98	13,372	6,210	11	19,593	...	131	131	284	...	659
Allahabad ...	Ditto ...	45,186	80	...	80
Jhánsi ...	Ditto	6,429	1,880	8	8,267	80	...	80
Jalaun ...	Ditto	81,150	3,914	133	85,197	...	2	2
Benares ...	Ditto	5,000	...	5,000
Mirzapur ...	Ditto ...	1,875	2,965	630	200	8,795	500	500
Jannpur ...	Ditto ...	4,191	1,616	560	10	2,186	3,000	...	3,000
Gházipur ...	Ditto ...	213
Ballia ...	Ditto	150	...	150	221	8	229
Gorakhpur ...	Ditto	6,572	7,546	1,896	16,014	...	218	218	28	...	28
Basti ...	Ditto	1,720	1,720	5,000	...	5,000	199	...	199
Azamgarh ...	Ditto	6,428	...	10,036	16,462	4,810	60	4,870	25	...	25
Lucknow ...	Ditto	5,500	7,500	8,241	16,241	...	109	109
Unao ...	Ditto	3,219	4,604	...	7,853
Rae Barell... ..	Ditto	13,112	13,112	3,506	...	3,506	172	...	172
Sitapur ...	Ditto	1,908	7,080	...	8,988	...	27	27	27	...	27
Hardoi ...	Ditto	18,778	1,11,611	...	1,30,389	...	80	80
Kheri ...	Ditto	400	400	20,000
Fyzabad ...	Ditto	7,500	...	75	7,575	5,222	21	...	21
Gonda ...	Ditto ...	491	2,757	2,757	12,000	22	12,000
Sultánpur ...	Ditto	1,758	1,595	...	3,353
Partágarh ...	Ditto	4,738	280	...	5,018
Bara Banki ...	Ditto	3,685	2,362	1,069	7,116	15,565	150	15,715
Total ...		5,7236	1,77,223	2,10,729	17,459	4,05,411	72,103	862	72,965	453	2,990	3,443

Statement showing expenditure incurred in the Civil Department in connection with Famine relief operations, North-Western Provinces and Oudh, October 1896 to October 1897.

District.	Month.	Expenditure on relief works in charge of District Officers.	Expenditure on gratuitous relief.				Miscellaneous expenditure.			Other miscellaneous expenditure.			
			In Govern-ment institu-tion.	At the houses of people.	In other ways.	Total.	On advances for village works.	Other items.	Total.	Salaries and establish-ment.	Relief to people em-ployed other-wise than on relief works.	Total.	
Dehra Dún	February 1897.	2,844	
Muttra	Ditto	...	479	8,177	...	8,656	1,160	9	1,169	...	1,000	1,000	
Agra	Ditto	...	2,778	9,811	...	12,589	1,320	...	1,320	
Farukhabad	Ditto	...	2,145	12,700	...	14,845	
Mainpur	Ditto	...	41	2,000	10	2,051	
Etawah	Ditto	...	138	1,298	...	1,434	...	1	1	35	2,017	2,052	
Etah	Ditto	...	-136	-136	27	56	83	
Bareilly	Ditto	...	548	3,000	2	3,550	
Bijnor	Ditto	...	2,988	2,988	
Budaun	Ditto	1,552	462	...	82	544	...	269	269	
Moradabad	Ditto	288	784	50	...	834	-100	-100	
Sháhjahánpur	Ditto	...	3,759	1,991	315	6,085	
Pilibhit	Ditto	4,504	1,109	1,324	197	2,630	
Cawnpore	Ditto	1,228	12,345	32,382	4	44,731	
Fatehpur	Ditto	...	6,601	9,000	...	15,601	1,500	1,500	
Bánda	Ditto	...	13,721	19,900	93	33,714	4,400	...	4,400	...	6,000	6,000	
Hamirpur	Ditto	...	9,909	15,863	68	25,840	...	7	7	8,222	...	8,222	
Allahabad	Ditto	110	13,550	14,163	...	27,713	...	5	5	89	4,071	4,160	
Jhánsi	Ditto	300	2,132	12,620	7	14,789	...	5	5	307	...	307	
Jalaun	Ditto	...	-12,078	28,053	...	15,975	...	80	80	
Benares	Ditto	...	7,500	7,500	...	-5	-5	-89	...	-89	
Mirzapur	Ditto	4,596	5,389	351	...	5,740	...	747	747	
Jaunpur	Ditto	824	2,166	9,699	...	11,865	...	35	35	
Gházipur	Ditto	
Ballia	Ditto	
Gorakhpur	Ditto	...	-9,197	245	...	-8,952	...	50	50	-44	...	-44	
Basti	Ditto	...	815	815	...	1,132	1,132	127	...	127	
Azamgarh	Ditto	...	1,025	...	-1,601	-576	
Lucknow	Ditto	...	8,000	11,500	...	19,500	194	850	544	
Unao	Ditto	...	7,389	12,008	52	19,449	
Rae Barell	Ditto	...	6,999	19,135	...	26,134	1,876	74	74	
Sitapur	Ditto	...	1,500	31,003	...	32,503	...	8	1,878	283	...	283	
Hardoi	Ditto	...	154	36,880	...	37,034	...	76	76	...	1,284	1,284	
Kheri	Ditto	559	1,600	2,159	625	6	531	
Fyzabad	Ditto	...	3,037	2,800	498	6,335	...	60	60	
Gonda	Ditto	...	1,982	263	19	2,264	5,000	3	5,003	
Sultánpur	Ditto	-424	2,220	2,630	...	4,850	5,818	51	5,809	45	-166	-121	
Pertábgarh	Ditto	-19	2,220	2,630	...	4,850	9,445	...	9,445	
Bara Banki	Ditto	1,303	865	1,087	...	3,255	...	29	89	
Total	13,226	94,730	3,123,384	1,346	4,08,460	29,019	2,735	31,754	9,672	24,308	33,980

Statement showing expenditure incurred in the Civil Department in connection with Famine relief operations, North-Western Provinces and Oudh,
October 1896 to October 1897.

District.	Month.	Expenditure on gratuitous relief.				Miscellaneous expenditure.			Other miscellaneous expenditure.			
		Expenditure on relief works in charge of District Officers.	In Government institutions.	At the houses of people.	In other ways.	Total.	On advances for village works.	Other items.	Total.	Salaries and establishment.	Relief to people employed otherwise than on relief works.	Total.
Dehra Dún ...	March 1897	2,156	2,156	
Muttra ...	Ditto	990	5,738	5	5	...	376	326	
Agra ...	Ditto	861	6,831	...	2,400	78	2,478	42	-540	-498	
Farakhabad ...	Ditto	3,402	5,140	...	8,542	300	344	55	800	355	
Mainpuri ...	Ditto	894	205	...	1,099	
Etawah ...	Ditto	12	951	...	963	...	2	...	690	655	
Etah ...	Ditto	1,648	200	...	1,848	500	500	...	-995	-995	
Bareilly ...	Ditto	680	-1,576	-225	-1,121	
Bijnor ...	Ditto	2,943	1,527	...	4,470	400	1,237	
Budaun ...	Ditto	265	
Moradabad ...	Ditto	2,906	443	...	3,349	55	55	
Sháhjahánpur ...	Ditto	9,489	9,489	
Pilibhít ...	Ditto	220	1,417	19	1,656	...	-565	
Cawnpore ...	Ditto	5,308	18,517	21	23,846	...	95	...	1,304	1,304	
Fatehpur ...	Ditto ...	750	6,730	8,726	20	15,476	10,100	...	10,100	
Bánda ...	Ditto	8,348	40,667	...	49,015	...	5,210	...	1,776	1,776	
Ramrampur ...	Ditto ...	-1,724	7,642	21,650	216	29,508	386	7	893	210	210	
Ailahabad ...	Ditto	27,807	46,956	...	74,763	...	539	...	9,674	9,674	
Jhánsi ...	Ditto	3,860	14,312	7	17,679	327	2	329	415	415	
Jáunpur ...	Ditto	-11,305	25,263	...	13,958	...	255	
Benares ...	Ditto	49	49	3	3	
Mirzapur ...	Ditto ...	6,000	7,757	4,229	...	11,986	...	209	209	
Jaunpur ...	Ditto	2,546	17,054	78	19,678	...	14	
Ballia ...	Ditto	33	...	33	
Gorakhpur ...	Ditto	7,433	13,467	304	21,204	11,000	155	11,155	242	242	
Basti ...	Ditto	2,988	2,988	12,665	...	12,665	83	83	
Asangarh ...	Ditto	10	8,730	...	8,740	450	713	1,163	281	281	
Naini Tal ...	Ditto ...	2,000	
Lucknow ...	Ditto	8,000	...	8,000	...	-109	-109	...	722	
Unso ...	Ditto	1,175	23,822	...	25,057	362	88	450	101	105	
Rae Barell... ..	Ditto	6,362	14,165	60	20,577	262	2,709	
Sitapur ...	Ditto	-123	3,086	...	2,963	440	143	583	
Hardoi ...	Ditto	-675	14,409	-253	13,481	706	237	993	150	150	
Kheri ...	Ditto ...	154	350	1,795	...	2,145	200	...	200	
Fyzabad ...	Ditto	2,305	1,008	...	3,313	977	...	977	109	-9,924	
Gonda ...	Ditto	1,172	1,618	15	2,805	2,788	15	2,503	815	187	
Sultánpur ...	Ditto	1,372	846	...	1,718	79	-2,001	
Partábgarh ...	Ditto	2,703	6,062	...	8,765	26,620	165	26,785	
Bare Banki ...	Ditto	1,856	3,639	...	5,495	7,865	113	7,978	167	167	
Total	7,180	99,677	3,18,480	311	4,18,468	78,486	20,612	99,098	2,379	3,913	6,292

Statement showing expenditure incurred in the Civil Department in connection with Famine relief operations, North-Western Provinces and Oudh, during the month of April 1897.

Divisions.	Districts.	Expenditure on relief works in charge of District Officers.	Expenditure on gratuitous relief.				Miscellaneous expenditure.			Other miscellaneous expenditure.		Grand Total.	Remarks.		
			In Government institutions.	At the houses of people.	In other ways.	Total.	On advances for village works.	Other items.	Total.	Salaries and establishment.	Relief to people employed otherwise than on relief works.				
MEERUT ...	1. Dehra Dún		
	2. Sahāranpur		
	3. Muzaffarnagar		
	4. Meerut		
	5. Bulandshahr		
	6. Aligarh...		
	7. Roorkee		
AGRA ...	8. Muttra	4,616	4,616	...	1	1	4,617	...		
	9. Agra	2,137	4,661	...	6,798	3,177	7	3,184	9,983	...		
	10. Farukhabad	1,497	1,497	108	34	142	1,639	...	
	11. Mainpuri	—508	415	...	—91	—91	
	12. Etawah...	108	452	...	560	649	...	150	...	150	1,359	...	
	13. Etāh	120	263	...	383	150	...	150	533	...	
	14. Bareilly	364	240	...	605	605	...	
ROHILKHAND ...	15. Bijnor	2,431	814	...	3,245	3,245	
	16. Budaun ...	10	275	275	...	8	8	293	...	
	17. Moradabad	1,191	561	...	1,772	122	122	1,894	...	
	18. Shāhjahanpur	323	...	—131	192	1,212	...	1,212	1,404	...	
	19. Pilibhit...	404	1,181	...	1,585	270	...	270	1,855	...	
	20. Cawnpore ...	75	2,979	8,644	14	11,637	760	118	878	536	—61	475	13,065	...	
	21. Fatehpur	4,073	8,490	...	12,563	...	16	16	...	750	750	13,329	...	
ALLAHABAD ...	22. Banda	6,083	32,681	...	38,714	1,900	1,900	265	10,646	10,911	51,525	
	23. Hamirpur	4,974	27,830	321	33,095	9,955	10	9,965	42,460	
	24. Allahabad	11,541	24,123	...	35,664	1,449	1,449	...	1,441	1,441	38,554	
	25. Jhānsi	4,265	21,820	...	26,085	7,411	462	7,873	514	...	514	34,472	...	
	26. Jalaun	1,981	19,463	...	21,444	...	65	65	...	994	994	22,503	...	
	27. Benares	6,000	...	6,000	...	—121	—121	4,885	...	
	28. Mirzapur ...	6,717	9,575	18,456	...	28,031	...	97	97	290	...	290	35,135	...	
BENARES ...	29. Jaunpur	1,767	12,316	13	14,096	1,552	...	1,552	15,648	
	30. Ghāziपुर	
	31. Bahā	
	32. Gorakhpur	1,764	13,340	13	15,117	—2,500	79	—2,421	188	4,500	4,688	17,384	...	
	33. Basti	30	30	200	...	200	105	...	105	835	...	
	34. Azamgarh	2,093	4,354	...	6,447	3,865	4	3,869	436	...	436	10,752	...	
	35. Naini Tal	
KUMAUN ...	36. Almora	
	37. Garhwāl	
	Total, N.-W. P. ...	6,802	59,144	2,09,710	512	2,69,866	27,851	2,195	30,046	2,742	18,426	21,168	3,27,382	...	
	LUCKNOW...	38. Lucknow	3,472	6,036	...	9,508	1,000	1,000	155	...	155	10,663
		39. Unao	1,531	16,959	...	18,490	3,626	11	3,637	51	...	51	22,178	...
		40. Rae Bareilly	3,537	19,148	...	22,685	3,820	1	3,821	117	...	117	26,623	...
		41. Sitapur	599	9,612	...	10,211	...	43	43	10,254	...
42. Hardoi	1,516	36,787	...	38,303	961	5	966	150	...	150	39,419	...	
43. Kheri	—105	29	—78	—76	...	
44. Fyzabad	1,113	15	...	1,128	135	...	135	1,263	...	
FYZABAD ...	45. Gonda	610	149	2	761	816	49	865	268	...	268	1,694	...	
	46. Bahrāich	
	47. Sultānpur	86	307	...	393	918	...	918	185	...	185	1,446	...	
	48. Partābgarh	1,041	1,249	...	2,290	728	54	782	186	...	186	3,258	...	
	49. Bam Banki	950	534	...	1,484	1,246	26	1,272	155	...	155	2,911	...	
	Total	14,405	90,691	91	1,05,127	13,115	189	13,304	1,402	...	1,402	1,19,833	...	
	GRAND TOTAL ...	6,802	78,549	300,401	543	3,74,493	40,966	2,384	43,350	4,144	18,426	22,570	4,47,215	...	

Statement showing expenditure incurred in the Civil Department in connection with Famine relief operations, North-Western Provinces and Oudh, during the month of May 1897.

Divisions.	Districts.	Expenditure on relief works in charge of District Officers	Expenditure on gratuitous relief.				Miscellaneous expenditure.			Other miscellaneous expenditure.			Grand Total.	Remarks.	
			In Government institutions.	At the houses of the people.	In other ways.	Total.	Advances for village works.	Other items.	Total.	Salaries and establishments.	Relief to people employed otherwise than on relief works.	Total.			
MEERUT	1. Dehra Dón
	2. Saháranpur
	3. Muzaffarnagar
	4. Meerut
	5. Bulandshahr
	6. Aligarh
AGRA	7. Roorkee
	8. Muttra	...	171	3,650	...	3,821	3,821	...
	9. Agra	...	49	3,802	...	3,851	240	...	240	4,091	...
	10. Farukhabad	...	1,832	1,832	86	...	86	...	1,918	...
	11. Mainpuri	232	...	232	232	...
	12. Etáwáh	26	682	...	708	1,882	...	1,882	150	...	150	2,740	...
ROHILKHAND	13. Etah	142	...	1,017	150	...	25	175	1,192	...
	14. Bareilly	299	...	532	532	...
	15. Bijnor	992	...	1,717	320	...	320	2,037	...
	16. Budaun	9	...	172	...	178	208	...
	17. Moradabad	826	402	1,228	1,484	...	1,484	2,712	...
	18. Shábjahánpur	422	...	422	440	440	18	...
ALLAHABAD	19. Pilibhít	325	1,198	1,523	400	...	400	1,923	...
	20. Cawnpore	2,337	5,960	3,035	11,332	1,980	351	2,331	862	...	338	14,001	...
	21. Fatehpur	2,919	7,653	1	10,573	9,060	36	9,024	150	1,032	1,232	2,781	...
	22. Bánda	5,807	42,696	...	48,503	73,235	73,235	1,21,738	...
	23. Hamírpur	1,730	24,959	218	26,907	23,095	56	23,151	250	...	250	50,908	...
	24. Allahabad	14,954	64,575	5	79,534	...	566	566	...	10,675	10,675	90,775	...
BENARES	25. Jhánsi	5,587	21,605	33	27,159	12,028	23	12,051	783	...	783	39,998	...
	26. Jaláun	1,669	21,849	...	23,518	1,000	73	1,073	...	10,198	10,198	84,789	...
	27. Benares	5,000	11	5,011	3,700	6	3,694	22	...	22	8,727	...
	28. Mirzapur	9,269	11,205	29,188	...	40,393	279	279	530	...	530	50,471	...
	29. Jaunpur	855	2,527	14,761	29	17,317	500	...	15	515	18,187	...
	30. Gházipur
GORAKHPUR	31. Ballia
	32. Gorakhpur	...	1,039	13,451	6	14,496	4,800	1	4,801	248	...	248	19,545	...	
	33. Basti	...	1,126	6,248	124	7,498	1,162	...	1,162	105	...	105	8,765	...	
	34. Asamgarh	...	584	4,057	...	4,641	5,609	1,552	7,161	329	...	329	13,131	...	
KUMAUN	35. Naini Tal
	36. Almora
	37. Garhwál
Total, N.-W. Provinces...		9,633	55,896	2,73,793	3,405	8,33,094	49,140	2,973	52,112	3,165	95,631	98,796	4,93,635		
LUCKNOW	38. Lucknow	...	1,978	22,393	...	24,371	6,166	...	6,166	212	...	212	80,749	...	
	39. Unao	...	2,071	19,124	...	21,195	6,767	12	6,769	271	...	271	28,235	...	
	40. Rae Barell	...	3,684	16,237	...	19,921	8,320	6	8,326	279	...	279	28,526	...	
	41. Sitapur	...	459	4,648	...	5,107	2,048	15	2,063	203	...	203	7,873	...	
	42. Hurdol	...	2,525	50,512	...	53,037	10,400	58	10,458	261	...	261	63,756	...	
	43. Kheri	153	...	153	158	...
FYZABAD	44. Fyzabad	...	220	220	135	...	135	85	...	
	45. Gonda	...	556	556	881	...	881	70	...	70	1,507	...	
	46. Bahraich
	47. Solámpur	...	797	318	...	1,115	2,322	...	2,322	74	...	74	3,511	...	
	48. Partárganh	...	1,450	1,732	...	3,232	4,416	15	4,431	21	...	21	7,684	...	
	49. Bara Banki	...	609	1,017	...	1,626	2,477	49	2,526	155	...	155	4,307	...	
Total		...	13,909	1,15,873	...	1,29,782	43,787	155	43,942	1,681	...	1,681	1,75,405	...	
GRAND TOTAL		9,633	69,805	3,89,666	3,405	4,62,876	92,927	3,127	96,054	4,840	95,631	1,00,477	6,69,040		

Statement showing expenditure incurred in the Civil Department in connection with Famine relief operations, North-Western Provinces and Oudh, during the month of June 1897.

Divisions.	Districts.	Expenditure on relief works in charge of District Officers.	Expenditure on gratuitous relief.				Miscellaneous expenditure.			Other miscellaneous expenditure.		Grand Total.	Remarks.	
			Given in Government institutions.	Given at the houses of the people.	Given in other ways.	Total.	Advances for village works.	Other items.	Total.	Salaries and establishment.	Relief to people employed otherwise than on relief works.			
MERRUT ...	1. Dehra Dún
	2. Sháhjahánpur
	3. Muzafernagar
	4. Meerut
	5. Bulandshahr
	6. Aligarh
	7. Roorkee
AGRA ...	8. Muttra	237	4,300	...	4,537	4,537
	9. Agra	1,573	8,674	4	10,251	5,320	486	5,806	313	...	313	16,370	
	10. Farukhabad	818	818	42	...	42	860	
	11. Mainpuri	83	3,235	...	3,318	8,318	
	12. Etáwah	1,549	...	1,549	2,423	...	2,423	3,972	
	13. Etah	1,372	...	1,384	1,572	
	14. Bareilly	803	178	4	485	161	27	188	485	
ROHILHAND,	15. Bijnor	1,137	865	...	2,002	720	2	722	2,724	
	16. Budaan	165	165	...	19	19	184	
	17. Moradabad	993	819	...	1,812	469	...	469	1,781	
	18. Sháhjahánpur	1,482	...	2	1,484	180	180	1,664	
	19. Pilibhít ...	150	225	1,923	...	2,148	2,298	
	20. Cawnpore ...	-200	2,868	4,700	8,019	10,587	1,500	18	1,518	295	12,067	
	21. Fatehpur	5,296	10,531	40	15,867	-490	85	-405	17,697	
ALLAHABAD	22. Bánda	7,324	62,653	...	69,977	-7,867	...	-7,867	82	28,256	28,338	90,448	
	23. Hamírpur	4,978	25,608	166	30,747	16,976	12	16,988	280	...	280	48,015	
	24. Allahabad	19,194	62,391	...	71,585	-3,000	1,295	-1,705	1,009	10,592	11,595	81,475	
	25. Jhánsi	6,072	25,745	...	31,817	10,643	7	10,650	615	...	615	43,082	
	26. Jalaun ...	232	2,232	28,019	...	30,301	498	124	622	...	7,910	7,910	39,065	
	27. Benáres	5,000	20	5,020	3,900	...	3,900	188	...	188	9,108	
	28. Mirzapur ...	3,969	11,294	21,742	...	33,036	3,680	262	3,942	1,107	...	1,107	42,054	
BENARES ...	29. Jaunpur ...	1,323	4,968	22,410	52	27,430	1,972	...	1,972	1,107	30,735	
	30. Gházipur	
	31. Ballia	-23	...	-23	-23	
	32. Gorakhpur	-3,703	13,202	2	14,501	6,380	64	6,444	285	...	285	21,230	
	33. Basti	60	1,484	...	1,544	1,501	...	1,501	242	...	242	3,287	
	34. Azamgarh	1,894	10,987	...	12,881	5,210	...	5,210	684	...	684	18,775	
	35. Naini Tal	
KUMAUN ...	36. Almora	
	37. Garhwál	
	Total N.-W. Provinces ...	5,474	69,555	3,11,859	3,309	3,84,723	49,835	2,374	52,209	5,297	49,067	54,364	4,96,770	
	LUCKNOW...	38. Lucknow	2,062	20,654	100	22,816	9,966	...	9,966	275	...	275	33,057
		39. Unao	1,837	23,950	...	25,837	3,543	...	3,543	279	...	279	29,650
		40. Rae Bareli	6,064	24,970	...	31,034	7,085	...	7,085	348	...	348	38,467
		41. Sitapur	632	6,891	...	7,523	1,908	1	1,909	324	14	338	11,770
42. Hardoi	8,450	68,035	...	76,485	8,252	46	8,298	280	...	280	78,063	
43. Kheri	-30	-4	...	-34	320	...	320	236	
44. Fyzabad	2,469	1,577	...	4,046	1,046	...	1,046	185	...	185	5,227	
FYZABAD ...	45. Gonda	1,291	1,291	-470	59	-411	880	
	46. Bahraich	40	...	40	40	
	47. Sultánpur	553	1,772	...	2,325	3,432	...	3,432	185	...	185	5,942	
	48. Partábgarh	1,710	2,730	...	4,440	1,230	5	1,235	87	...	87	5,762	
	49. Bara Banki	1,621	2,869	...	4,490	...	100	100	155	...	155	4,745	
	Total	21,709	1,53,444	100	1,75,253	36,312	211	36,523	2,108	14	2,122	2,13,898	
	GRAND TOTAL	5,474	91,264	4,65,303	3,409	5,59,976	86,147	2,565	88,712	7,405	49,081	58,486	7,10,668

Statement showing expenditure incurred in the Civil Department in connection with Famine relief operations, North-Western Provinces and Oudh, during the month of June 1897.

Division.	Districts.	Expenditure on relief works in charge of Civil Officers.	Expenditure on gratuitous relief.				Miscellaneous expenditure.			Other miscellaneous expenditure.		Grand Total.	Remarks	
			Given in Government institutions.	Given at the houses of the people.	Given in other ways.	Total.	Advances for village works.	Other items.	Total.	Salaries and establishment.	Relief to people employed otherwise than on relief works.			
MEERUT ...	1. Debra Dún
	2. Saháyanpur
	3. Muzaffarnagar
	4. Meerut
	5. Bulandshahr
	6. Aligarh
	7. Roorkee	273	273	...
	8. Muttra
AGRA ...	9. Agra	2,638	9,734	2	12,374	1,015	...	1,015	13,389
	10. Farukhabád	348	309	...	657
	11. Mainpuri	1,887	50	1,937	114	114	660
	12. Etáwah	1,727	...	1,727	462	...	462	1,937
	13. Etah	2,083	...	1,921	2,189
	14. Bareilly	516	...	1,103	75	...	6	...	2,002
	15. Bijnor	1,834	1,023	...	2,857	360	...	360	1,103
	16. Budaun	499	...	499	3,217
ROHILKHAND ...	17. Morádad	1,484	379	...	1,863	515
	18. Sháhjánpur	3,490	2,279	...	5,769	846	...	846	2,709
	19. Pilibút ...	50	447	2,003	...	2,453	5,769
	20. Cawnpóre	3,208	8,198	3,039	14,445	2,503
	21. Fatehpur	4,488	11,848	33	16,369	400	...	400	294	294	14,279
	22. Banda	9,276	89,533	88	98,947	180	...	180	424	...	5	429	17,198
	23. Hamírpur	7,059	21,145	184	28,368	6,215	10	6,205	750	...	2,664	2,434	96,693
	24. Allahabad	16,825	60,119	15	76,959	1,500	289	1,211	612	...	145	757	78,927
BENARES ...	25. Jhánsi	9,717	31,850	...	41,567	3,444	9	3,453	846	846	45,866
	26. Jalaun ...	419	4,834	21,308	...	26,142	3,914	294	4,208	73	...	1,029	1,102	81,871
	27. Benares	10,000	22	10,022	2,350	...	2,350	295	295	12,667
	28. Mirzapur ...	6,887	10,006	20,835	...	30,841	480	546	1,026	609	609	33,363
	29. Jaunpur ...	90	2,777	20,506	50	23,333	756	...	756	24,206
	30. Gházipur
	31. Ballia	73	133	60
	32. Gorakhpur	21,472	12	20,957	...	2,077	2,077	514	514	23,548
GORAKHPUR ...	33. Basti	1,162	1,512	...	2,674	426	...	426	57	57	3,157
	34. Azamgarh	2,893	21,134	...	24,027	542	...	542	235	235	24,804
	35. Naini Tal
	36. Almora
KUMAUN ...	37. Garhwál
	Total N.-W. P. ...	7,446	82,316	3,65,445	3,364	4,51,124	9,843	2,743	12,586	5,425	6,337	11,762	4,82,918	
LUCKNOW ...	38. Lucknow	3,315	13,824	...	17,139	6,852	774	7,626	1,964	11	1,975	26,740	
	39. Unno	1,734	22,166	...	23,900	461	...	461	301	301	23,740
	40. Rae Barell	8,045	25,710	...	33,755	3,080	...	3,080	564	564	37,399
	41. Sitapur	845	11,304	...	11,149	1,105	...	1,105	66	66	12,320
	42. Hardoi	3,880	64,504	...	68,384	2,246	54	2,300	280	280	70,964
	43. Kheri	320	...	320	820
	44. Fyzabad	2,633	414	...	3,047	250	...	250	135	135	3,432
	45. Gonda	417	1,551	...	1,968	1,065	69	1,134	3,102
FYZABAD ...	46. Bahrsich	40	40	...
	47. Sultánpur	775	2,738	...	3,513	1,374	...	1,374	185	185	5,072
	48. Partágarh	1,523	6,474	...	8,002	1,159	...	1,159	251	251	9,412
	49. Bara Banki	1,708	2,031	...	3,739	2,631	94	2,625	155	155	6,519
	Total	24,880	1,40,716	...	1,74,596	18,881	991	19,872	3,861	11	3,872	1,98,340	
	GRAND TOTAL ...	7,446	1,07,195	6,15,161	3,364	6,25,720	23,724	3,734	32,458	9,286	6,348	15,634	6,81,258	

Statement showing expenditure incurred in the Civil Department in connection with Famine relief operations, North-Western Provinces and Oudh, during the month of June 1897.

Divisions.	Districts.	Expenditure on relief works in charge of Civil Officers.	Expenditure on gratuitous relief.				Miscellaneous expenditure.			Other miscellaneous expenditure.		Grand Total.	Remarks.	
			Given in Government institutions	Given at the houses of the people.	Given in other ways.	Total.	Advances for village works.	Other items.	Total.	Salaries and establishment.	Relief to people employed otherwise than on relief works.			
MEERUT	1. Dehra Dún
	2. Saháranpur
	3. Muzaffarnagar
	4. Meerut
	5. Bulandshahr	19	...	19	...	19
	6. Aligarh
	7. Roorkee
	8. Muttra
AGRA	9. Agra
	10. Farukhabad
	11. Mainpuri
	12. Etáwah
	13. Etah
ROHILKHAND,	14. Bareilly
	15. Bijnor
	16. Budaun
	17. Moradabad
	18. Shahjahanpur
	19. Pilibhit
	20. Cawnpore
	21. Fatehpur
	22. Banda
	23. Hamirpur
ALLAHABAD,	24. Allahabad
	25. Jhansi
	26. Jalaun
	27. Benares
	28. Mirzapur
	29. Jaunpur
	30. Gházipur
GORAKHPUR	31. Ballia
	32. Gorakhpur
	33. Basti
	34. Azamgarh
	35. Naini Tal
KUMAUN	36. Almora
	37. Garhwál
	Total, N.-W. P.
LUCKNOW	38. Lucknow
	39. Unao
	40. Rae Bareilly
	41. Sitapur
	42. Hardoi
	43. Kheiri
	44. Fyzabad
	45. Gonda
	46. Bahraich
FYZABAD	47. Sultánpur
	48. Partárganh
	49. Bara Banki
	Total
GRAND TOTAL	

Statement showing expenditure incurred in the Civil Department in connection with Famine relief operations, North-Western Provinces and Oudh, during the month of June 1897.

Division.	Districts.	Expenditure on relief works in charge of Civil Officers.	Expenditure on gratuitous relief.				Miscellaneous expenditure.			Other miscellaneous expenditure.			Grand Total.	Remarks.
			Given in Government institutions.	Given at the houses of the people.	Given in other ways.	Total.	Advances for village works.	Other items.	Total.	Salaries and establishment.	Relief to people employed otherwise than on relief works.	Total.		
MEERUT ...	1. Dehra Dún ...	223	223	
	2. Saháranpur	
	3. Muzaffarnagar,	
	4. Meerut	
	5. Bulandshahr	
	6. Aligarh	
	7. Roorkee	
	8. Muttra	
	9. Agra	
AGRA ...	10. Farukhabad	884	476	...	1,630	1,417	...	1,417	70	70	...	591	
	11. Mainpuri	2,031	...	1,441	1,447	
	12. Etáwah	1,686	...	1,683	2,059	
	13. Etah	792	...	792	376	...	376	842	
	14. Parilly	626	878	2	1,506	50	50	...	1,506	
	15. Bijnor	1,076	551	...	1,627	1,627	
	16. Badaun	491	...	3	494	494	
	17. Moradabad	794	1,025	...	1,819	1,827	
	18. Sháhjahánpure,	3,957	1,886	5	5,848	1,044	...	1,044	6,273	
ROHILKHAND ...	19. Pilibhít	321	1,808	...	2,129	1,908	
	20. Cawnpore	2,603	4,218	2	6,823	2,160	
	21. Fatehpur	5,040	8,939	15	13,994	14,072	
	22. Banda	7,969	52,430	86	60,485	1,080	...	1,080	51,682	
	23. Hamirpur	12,826	208	10,419	10,490	
	24. Allahábad	11,226	50,436	...	61,662	62,876	
	25. Jhánei	2,506	18,300	...	20,806	661	...	661	22,262	
	26. Jalaun	3,133	28,661	126	31,920	31,936	
	27. Benares	9,130	1,658	10,788	100	...	97	11,751	
BENARES ...	28. Mirzapur ...	50	6,868	2,181	...	9,049	264	1,364	1,364	...	10,727	
	29. Jaunpur	1,845	23,816	43	25,704	6	25,710	
	30. Gházipur	
	31. Ballia	
	32. Gorakhpur	3,739	12,644	...	8,905	5,518	50	5,468	175	175	...	3,612	
	33. Basti	154	426	5	585	49	49	...	514	
	34. Azamgarh	2,591	11,323	...	13,914	500	61	561	237	237	...	14,712	
	35. Naini Tal	
	36. Almora	
KUMAUN ...	37. Garhwál	
	Total, N.-W. P. ...	273	46,702	2,53,826	1,572	3,02,100	84,155	779	84,934	6,464	52,916	46,452	2,90,855	
LUCKNOW ...	38. Lucknow	2,043	21,649	...	24,592	229	2	231	28	28	...	24,851	
	39. Unao	2,188	20,517	...	22,705	22,604	
	40. Rae Bareli	4,899	7,612	...	12,511	740	...	740	13,251	
	41. Sitapur	694	4,504	...	5,198	5,194	
	42. Hardoi	3,401	73,324	...	76,725	545	...	545	77,270	
	43. Kheri	467	459	459	
	44. Fysabad	1,516	949	...	2,465	673	...	673	3,138	
	45. Gonda	591	1,625	...	2,216	...	52	52	2,269	
	46. Bahraich	
FYZABAD ...	47. Sultánpur	1,095	3,544	88	4,727	475	...	475	5,202	
	48. Partábgarh	950	5,642	39	6,631	9,872	...	9,872	73	73	...	16,576	
	49. Bara Banki	326	4,540	...	4,866	742	69	811	5,677	
	Total	19,070	1,43,906	119	1,63,095	13,175	119	13,294	101	...	101	1,76,450	
GRAND TOTAL ...	273	65,773	3,97,732	1,691	4,65,195	47,330	898	48,228	6,565	52,916	46,351	4,67,345		

(218)

* Payment to artizans such as weavers.

† Payment to artizans, such as weavers—Rs.98,765.

Statement showing expenditure incurred in the Civil Department in connection with Famine relief operations, North-Western Provinces and Oudh, during the month of June 1897.

Divisions.	Districts.	Relief works in charge of Civil Officers.	Gratis relief.				Miscellaneous expenditure.			Other miscellaneous expenditure.		Grand Total.	Remarks.	
			In Government institutions.	At the houses of the people.	Given in other ways.	Total.	Advances for village works.	Other items.	Total.	Salaries and establishment.	Relief to people employed otherwise than on relief works.			
MEERUT	1. Dehra Dón
	2. Saháranpur
	3. Muzaáranagar
	4. Meerut
	5. Bulandshahr
	6. Aligarh
	7. Hoorkee
	8. Muttra
	9. Agra
AGRA	10. Farukhabad	35	35	2,168	245	29	51	-200	-200	-149
	11. Mainpuri	983	347	...	1,330	-95	-95	15	...	15	...	-1,974
	12. Etáwah	523	558	...	1,081	-1,416	-47	23	...	-7	...	-105
	13. Etah	58	58	...	893	...	893	1,081
	14. Barilly	693
	15. Bijnor	190	588	1	779
	16. Budaun	285	107	...	392	779
	17. Moradabad	100	100	...	36	84	...	84	...	512
	18. Sháhjahánpur	122	122	154	382	...	536	-127	-122	...	-22
ALAHABAD	19. Pilibbít	1,453	179	22	1,654	531
	20. Cawnpore	157	-76	...	81	1,654
	21. Fatehpur	45	2,762	-2,993	-186	127
	22. Banda	61,466	61,466	-187	1,876	...	1,688	5,039	31	5,070	43	28	74	263
	23. Hamírpur	5,909	5,909	-577	29,542	29	28,994	-9,649	...	-9,649	104	-2,997	-2,893	1,792
	24. Allahabad	25,285	25,285	-145	5,436	210	5,501	705	-60,527	-59,823	20,989
	25. Jhánsi	3,891	-1,827	9	2,073	37	-6,519	-5,151	6,296
	26. Jalaun	20,318	20,318	-5,349	-1,625	3	-6,971	-620	420	-200	1,536	-24,929	-23,393	4,253
	27. Benares	1,096	8,809	192	10,097	164	10	174	-7,007
BENARES	28. Mirzapur	3,707	2,500	65	2,565	880	-23,318	-19,438	11,017
	29. Jaunpur	77	11,067	...	14,764	5	...	5	2,570
	30. Gházipur	-954	...	-870	849	...	842	15,613
	31. Ballia	103	...	103	-325
	32. Gorakhpur	5,934	1,570	...	7,504	1,718	...	1,718
	33. Basti	-133	-133	8	...	8	9,230
	34. Azamgarh	-767	-767	-133
	35. Naini Tal	-767
	36. Almora
LUCKNOW	37. Garhwál
	Total N.-W. P.	...	1,16,152	9,215	62,473	-2,426	69,262	-5,350	1,247	-4,108	5,935	-1,15,249	-1,09,314	71,997
	38. Lucknow	703	...	7,112	7,149
	39. Unso	457	...	5,749	-955	...	-955	289	711	1,000	5,749
	40. Rae Bareilly	1,802	25	1,802	-555	...	-555	1,247
	41. Sitapur	14	14	89	543	...	632	632
	42. Hardoi	753	...	16,847	-14	-14	16,847
	43. Kheri	787	...	787	787
	44. Fyzabad	-810	...	-810	-793
FYZABAD	45. Gonda	54
	46. Bahraich	3	8	46	...	46	...
	47. Sultánpur
	48. Partágarh
	49. Bars Banki
Total		...	-697	4,587	28,206	80	32,823	-1,510	12	-1,498	840	697	1,087	81,665
GRAND TOTAL		...	1,15,455	13,802	90,679	-2,896	1,02,085	-6,860	1,259	-5,601	6,275	-1,14,552	-1,08,277	1,03,662

ALLAHABAD:
The 6th November 1897.

NOTE—These statements exclude the sum of Rs. 10,891, being military charges intimated by Accountant General as chargeable to Civil.

R. A. GAMBLE,
Offg. Accountant-General, N.-W. P. and Oudh.

NORTH-WESTERN PROVINCES AND OUDH.

Statement of Famine expenditure debited to the Famine heads other than "33, Famine Relief," from September 1896 to October 1897.

Major head.	Minor head.	Detailed head.	September 1896.			October 1896.			November 1896.			December 1896.			January 1897.			February 1897.			March 1897.			April 1897.			
			Provincial.	Local.	Total.	Provincial.	Local.	Total.	Provincial.	Local.	Total.	Provincial.	Local.	Total.	Provincial.	Local.	Total.	Provincial.	Local.	Total.	Provincial.	Local.	Total.	Provincial.	Local.	Total.	
8. Land revenue.	Charges of district administration.	Temporary establishment ...	80	...	80	36	...	36	30	...	30	131	...	131	219	...	219	1,128	...	1,128	2,679	...	2,679	1,944	...	1,944	
		Travelling allowance of establishment.	5	...	5	6	...	6	12	...	12	16	...	16
		Tahsildárs	397	...	397	943	...	943	538	...	538	1,785	...	1,785
		Naib Tahsildárs ...	139	...	139	55	...	55	287	...	287	190	...	190	480	...	480	1,149	...	1,149	3,321	...	3,321	3,812	...	3,812	
		Temporary establishment of tahsil.	40	...	40	1,225	...	1,225	214	...	214
Land records and agriculture.	Establishment of kánungos	...	35	...	35	...	16	...	16	...	20	...	20	...	30	...	30	...	1,252	...	1,252	...	4,212	...	4,212	...	6,068
		Total	169	35	204	96	16	112	317	20	337	321	30	351	1,096	30	1,126	3,266	1,252	4,518	7,775	4,212	11,987	7,771	6,068	13,839	
18. General administration.	Civil Secretariat...	Secretary, Sarcity Department.	2,699	...	2,699	3,937	...	3,937	2,595	...	2,595		
		Establishment...	144	...	144	207	...	207	591	...	591	1,460	...	1,460	836	...	836		
		Travelling allowance	539	...	539	244	...	244	896	...	896	573	...	573		
		Temporary establishment...	100	...	100	100	...	100	100	...	100	169	...	169	405	...	405	580	...	580	839	...	839	991	...	991	
		Travelling allowance	9	...	9
Total	100	...	100	100	...	100	100	...	100	313	...	313	3,850	...	3,850	1,415	...	1,415	7,182	...	7,182	5,004	...	5,004			
20. Police ...	District executive force and village police.	Temporary guards and chankidárs.	4	...	4	33	...	33	444	...	444	549	993
24. Medical...	Medical establishment. District medical officers.	Temporary establishment	9	...	9	20	...	20		
		Civil Surgeons	1,408	...	1,408		
		Travelling allowance	607	...	607		
		Assistant Surgeons	42	...	42	55	...	55	388	
		Hospital assistants and native doctors.	30	...	30	412	...	412	548	...	548	...	851	...	851	1,177	1,177	
Hospitals and dispensaries.	Compounders, dressers, and apprentices.	28	...	28	6	...	6	...	85	...	85	295	
		Travelling allowance for joining appointments.	...	19	...	19	5	...	5	124	...	124	12	...	12	219	
Sanitation and vaccination.		
		Total	...	19	...	19	5	...	5	...	30	...	30	564	...	564	9	596	...	605	20	1,003	1,023	2,013
GRAND TOTAL			269	54	323	196	16	212	417	25	442	634	60	694	4,946	594	5,540	4,694	1,848	6,542	14,960	5,215	20,175	15,232	8,696	23,928	

NORTH-WESTERN PROVINCES AND OUDH.

Statement of Famine expenditure debited to the Famine heads other than "33, Famine Relief," from September 1896 to October 1897—(concluded).

Major head.	Minor head.	Detailed head.	May 1897.			June 1897.			July 1897.			August 1897.			September 1897.			October 1897.		
			Provincial.	Local.	Total.	Provincial.	Local.	Total.	Provincial.	Local.	Total.	Provincial.	Local.	Total.	Provincial.	Local.	Total.	Provincial.	Local.	Total.
8. Land revenue.	Charges of district administration.	Temporary establishment ...	2,109	...	2,109	1,988	...	1,988	1,949	...	1,949	1,991	...	1,991	2,030	...	2,030	1,587	...	1,587
		Travelling allowance of establishment.	174	...	174	86	...	86	800	...	800	59	...	59	13	...	13	62	...	62
		Tahsildárs ...	774	...	774	662	...	662	650	...	650	680	...	680	437	...	437	408	...	408
		Naib Tahsildárs ...	3,784	...	3,784	4,421	...	4,421	3,229	...	3,229	4,264	...	4,264	4,059	...	4,059	3,808	...	3,808
		Temporary establishment of tahalls, Establishment of kanungos ...	769	...	769	943	...	943	907	...	907	1,286	...	1,286	1,035	...	1,035	767	...	767
	Land records and agriculture.	...	4,764	4,764	...	5,304	5,304	...	4,921	4,921	...	4,916	4,916	...	5,996	5,996	...	3,024	3,024	
		Total ...	7,810	4,764	12,374	8,081	5,304	13,335	7,035	4,921	11,956	8,282	4,916	13,198	7,574	5,996	13,570	6,722	3,024	9,746
18. General administration.	Civil Secretariat ...	Secretary, Scarcity Department ...	2,595	...	2,595	2,595	...	2,595	2,630	...	2,630	2,630	...	2,630	2,630	...	2,630	2,587	...	2,587
		Establishment ...	289	...	289	952	...	952	826	...	826	864	...	863	391	...	391	449	...	449
		Travelling allowance ...	277	...	277	156	...	156	296	...	296
		Commissioners ...	927	...	927	975	...	975	970	...	970	922	...	922	965	...	965	929	...	929
		Travelling allowance
		Total ...	4,088	...	4,088	4,522	...	4,522	4,082	...	4,082	4,211	...	4,211	3,986	...	3,986	3,905	...	3,905
20. Police	District executive force and village police.	Temporary guards and chaukidárs,	856	900	1,756	404	...	404	527	676	1,203	354	47	405	807	25	832	29	45	74
24. Medical	Medical establishment. District medical officers.	Temporary establishment ...	80	...	80	80	...	80	80	...	80	80	...	80	80	...	80	80	...	80
		Civil Surgeons ...	3,214	...	3,214	123	...	123
		Travelling allowance ...	611	...	611
		Assistant Surgeons	414	414	...	846	846	...	1,057	1,057	...	449	449	...	270	270	...	254	254
		Hospital assistants and native doctors.	...	957	957	...	1,028	1,028	...	574	574	...	678	678	...	878	878	...	776	776
	Hospitals and dispensaries.	Compounders, dressers, and apprentices.	...	279	279	...	217	217	...	178	178	...	158	158	...	160	160	...	89	89
	Sanitation and vaccination.	Travelling allowance for joining appointments.	...	386	386	...	63	63	...	138	138	...	87	87	
		28	28	...	16	16	...	15	15	...	28	28	...	11	11	
		Total ...	3,855	2,086	5,891	153	1,682	1,835	80	1,958	1,988	80	1,882	1,412	80	1,886	1,866	80	1,130	1,160
		GRAND TOTAL	16,409	7,708	24,118	13,110	6,986	20,096	11,674	7,555	19,229	12,681	6,845	19,226	11,897	7,857	19,254	10,746	4,199	14,945

APPENDIX IX.

Fortnightly prices statement from 15th November 1896 to fortnight ending 15th October 1897.

Districts.	Wheat.											
	Normal rate.	Fortnight ending 15th November	Fortnight ending 30th November	Fortnight ending 15th December	Fortnight ending 31st December	Fortnight ending 15th January	Fortnight ending 31st January	Fortnight ending 14th February	Fortnight ending 28th February	Fortnight ending 15th March	Fortnight ending 31st March	Fortnight ending 15th April
	Famine Code.	1896.	1896.	1896.	1896.	1897.	1897.	1897.	1897.	1897.	1897.	1897.
	S. c.	S. c.	S. c.	S. c.	S. c.	S. c.	S. c.	S. c.	S. c.	S. c.	S. c.	S. c.
Dehra Dún	13 12	7 15	7 11	7 8	7 8	7 12	8 9	8 8	7 8	8 0	8 4	9 12
Sahāranpur	16 12	8 0	7 12	7 14	7 14	7 4	9 6	8 13	7 12	8 5	...	10 3
Muzaffarnagar	15 0	9 15	7 15	8 3	8 3	8 8	9 10	9 1	8 4	8 7	9 15	11 4
Meerut	15 0	7 14	8 0	...	8 4	8 4	9 0	8 0	8 4	8 8	8 8	11 4
Bulandshahr	16 4	...	8 4	...	8 12	8 12	9 0	9 1	...	8 15	9 4	11 0
Aligarh	18 0	8 0	8 4	8 8	8 8	8 8	8 12	9 8	...	8 4	...	10 12
Muttra	15 8	8 4	8 8	8 6	8 8	8 8	8 12	8 12	8 4	8 8	9 0	10 12
Agra	14 0	7 8	7 12	8 4	8 4	8 4	9 0	9 4	8 8	8 0	8 4	9 12
Farrukhabad	13 0	7 11	7 14	7 14	7 11	7 14	8 8	8 4	8 2	8 5	8 11	10 3
Mainpuri	14 0	7 14	8 1	7 15	7 15	7 11	8 4	9 0	8 8	8 4	8 10	10 10
Etāwah	15 8	7 12	7 12	8 0	8 0	8 0	8 8	9 5	8 8	8 4	8 12	10 0
Etah	15 0	8 14	8 10	8 6	8 6	8 6	9 2	9 14	8 10	8 12	9 12	11 6
Bareilly	15 4	7 1	...	7 8	7 8	7 15	8 3	7 14	7 14	8 3	9 11	10 4
Bijnor	16 4	7 14	7 5	7 14	7 12	8 2	9 0	8 2	7 14	7 14	9 4	11 0
Budaun	16 0	8 10	8 0	...	7 15	8 2	8 7	8 11	8 6	8 6	9 10	11 10
Moradabad	14 8	7 15	7 8	7 8	7 8	7 14	8 3	7 12	7 12	7 12	9 4	11 0
Shāhjānpur	15 0	8 4	8 0	8 0	8 4	8 4	8 4	9 0	8 12	9 8	8 12	11 12
Pilibhit	15 0	8 2	8 2	...	8 2	8 2	8 2	8 7	8 5	7 10	10 9	11 0
Cawnpore	14 0	8 0	8 4	8 2	9 0	8 12	9 8	9 12	8 8	9 0	9 12	10 2
Fatehpur	14 0	7 4	7 4	7 4	7 4	7 0	7 4	8 0	7 8	8 8	9 0	9 8
Bānda	15 8	7 8	7 12	7 12	7 12	8 0	8 8	8 12	9 4	8 8	8 12	8 12
Hamsirpur	16 0	7 3	7 2	7 4	...	7 7	7 11	8 3	8 1	7 5	8 0	8 4
Allahabad	13 8	7 4	7 8	...	7 4	7 2	7 6	8 0	8 8	8 0	9 4	9 0
Jhānsi	16 0	7 12	8 0	...	8 8	8 8	9 4	9 4	8 4	8 0	8 12	8 12
Jalaun	16 0	7 0	7 0	7 0	7 0	7 8	7 8	8 0	8 0	8 0	8 0	8 8
Benares	13 0	7 11	7 11	7 9	7 9	7 11	8 11	7 13	7 11	9 3	9 12	9 8
Mirzapur	13 0	7 13	7 13	7 14	8 2	8 9	8 1	8 9	8 9	8 15
Jaunpur	...	7 10	7 11	7 9	7 9	7 11	7 6	7 12	7 12	9 8	...	10 0
Ghāzipur	14 0	...	6 14	7 0	7 0	7 0	8 8	8 8	9 8	9 0	9 0	8 12
Ballia	14 4	8 4	8 4	...	7 8	7 8	7 12	9 0	8 12	9 0	...	10 0
Gorakhpur	13 0	7 3	7 3	7 3	7 3	7 3	7 6	8 9	8 2	10 1	10 13	10 13
Basti	15 12	8 12	8 12	8 12	8 10	8 5	8 6	8 12	9 6	11 0	10 12	10 12
Asamgarh	14 0	7 13	7 13	...	7 7	7 7	7 7	8 2	8 2	10 6	10 12	10 6
Almora	10 0	7 0	7 0	7 4	7 8	8 4	8 4	8 4	8 8	8 12	8 12	8 12
Garhwāl	14 0	7 0	7 0	...	7 0	7 0	...	7 0	7 0	7 0	7 0	7 0
Naini Tal	10 0	7 0	7 0	...	6 8	7 0	7 0	7 0	6 8	7 4
Lucknow	16 0	7 12	7 14	7 12	8 2	7 14	8 2	8 8	8 9	10 2	9 12	10 12
Unao	14 8	7 8	7 12	7 14	8 0	8 0	8 1	9 0	8 3	8 8	...	10 0
Rae Bareilly	16 0	8 0	8 0	7 14	7 14	7 12	7 12	8 4	8 4	11 0	10 6	11 4
Sitapur	16 0	7 12	8 4	8 8	8 4	8 0	8 12	9 4	8 8	...	10 8	11 0
Hardoi	15 12	8 4	8 8	8 12	8 4	8 4	8 4	9 0	9 0	9 4	10 8	11 0
Kheri	18 0	8 8	8 5	8 10	...	8 4	8 12	9 0	9 4	9 8	...	11 4
Fyzabad	13 8	8 0	8 0	...	8 4	8 0	8 1	9 0	9 8	10 2	...	7-8 to 10-8
Gonda	16 0	8 2	8 2	8 6	8 10	8 10	8 10	9 0	8 10	9 10	...	10 14
Bahraich	15 0	7 12	7 12	...	8 8	8 12	8 12	9 0	8 8	9 0	10 8	11 0
Sultānpur	16 0	8 12	8 4	8 0	8 0	8 0	8 0	8 12	10 0	10 12	11 0	10 8
Partāgarh	16 0	8 4	8 0	7 8	7 8	7 8	7 8	8 8	8 0	8 12	10 0	10 8
Bara Banki	15 0	7 14	7 8	...	8 0	7 12	7 12	9 0	9 0	10 0	10 0	10 4

Fortnightly prices statement from 15th November 1896 to fortnight ending 15th October 1897—(continued.)

Districts.	Wheat.											
	Fortnight ending 30th April	Fortnight ending 15th May	Fortnight ending 31st May	Fortnight ending 15th June	Fortnight ending 30th June	Fortnight ending 15th July	Fortnight ending 31st July	Fortnight ending 15th August	Fortnight ending 31st August	Fortnight ending 15th September	Fortnight ending 30th September	Fortnight ending 15th October
	1897.	1897.	1897.	1897.	1897.	1897.	1897.	1897.	1897.	1897.	1897.	1897.
	S. c.	S. c.	S. c.	S. c.	S. c.	S. c.	S. c.	S. c.	S. c.	S. c.	S. c.	S. c.
Dehra Dún	9 2	10 15	11 4	10 9	...	9 12	10 4	...	9 8	...	10 4	11 8
Sahāranpur	11 0	11 15	11 15	10 14	...	10 15	10 14	9 15	9 13	10 9	11 0	11 8
Muzaffarnagar	12 8	12 2	12 2	11 0	10 10	10 14	10 9	10 6	10 5	...	10 14	11 8
Meerut	11 12	11 8	11 12	10 0	...	10 8	10 8	10 8	10 0	...	10 12	11 0
Bulandshahr	12 4	10 10	11 9	10 5	10 5	10 12	10 7	9 14	10 2	10 5	10 12	11 8
Aligarh	12 4	11 8	11 4	10 8	10 8	10 8	10 4	9 8	9 8	...	10 0	10 4
Muttra	11 0	10 4	10 12	...	10 4	10 0	10 0	9 8	9 8	9 12	9 12	9 12
Agra	10 8	10 8	10 4	9 12	9 8	9 12	9 12	9 8	9 4	9 8	9 4	9 8
Farakhabad	10 10	11 1	10 12	9 9	9 11	9 11	10 0	9 9	9 7	9 9	9 9	9 9
Mainpuri	11 3	11 0	11 2	10 6	10 6	10 2	10 8	10 4	9 15	...	9 15	10 4
Kāwah	10 8	10 8	10 2	9 12	8 13	9 6	10 0	9 9	9 6	9 5	9 10	9 13
Etah	12 6	10 10	11 6	10 14	10 10	10 10	10 10	10 1	9 10	9 14	10 6	10 12
Bareilly	11 3	10 9	10 6	9 2	9 11	9 11	9 6	8 13	8 13	8 13	9 2	9 2
Bijnor	11 13	11 4	11 0	9 9	9 9	9 9	9 9	9 0	9 9	9 9	10 2	10 11
Budaun	12 10	12 4	11 1	10 7	...	10 3	10 5	10 3	...	10 0	9 15	9 4
Moradabad	11 8	11 6	10 14	10 4	10 2	10 0	10 2	9 10	9 6	9 8	9 10	10 4
Shāhājānpur	12 4	11 8	11 0	10 4	10 0	10 0	10 0	9 8	9 12	...	10 0	11 0
Pilibhit	13 0	12 4	11 2	10 7	10 3	9 14	10 6	9 7	9 9	...	9 7	10 6
Cawnpore	10 12	10 12	10 0	9 6	9 12	10 0	9 14	9 8	9 8	9 8	9 12	10 4
Patehpur	9 8	9 4	8 8	8 8	9 0	...	8 13	9 8	9 0	8 14	8 12	8 12
Bānda	10 0	9 8	9 4	8 8	...	8 9	8 8	8 8	8 12	9 0	9 0	9 0
Hāmīrpur	8 14	9 4	9 0	8 7	8 4	8 6	8 11	8 8	8 3	8 5	8 6	8 7
Allahabad	9 12	9 8	9 0	9 0	9 0	9 0	9 0	8 12	8 12	9 0	9 0	9 0
Jhānsi	9 0	9 0	9 12	9 0	...	9 0	9 0	8 12	9 0	8 8	9 0	9 13
Jalaun	9 8	9 8	9 8	8 8	9 0	8 12	9 0	8 8	8 8	8 8	8 8	9 0
Benares	10 5	10 0	9 8	9 5	9 8	8 15	9 3	8 15	9 1	9 1	9 5	9 14
Mirzapur	9 10	9 8	9 5	8 10	...	8 7	8 0	8 1	8 6	8 5
Jaunpore	10 8	10 2	9 4	9 4	9 0	8 12	8 12	8 12	8 15	8 12	9 0	9 0
Ghāzipur	8 12	9 4	9 0	9 12	9 0	9 0	9 0	8 12	9 0	8 4	8 4	9 4
Ballia	10 0	10 0	10 0	9 0	9 0	9 0	9 0	8 12	9 0	8 8	8 0	8 12
Gorakhpur	10 13	9 7	9 7	9 0	9 0	8 13	8 9	7 14	8 9	8 2	8 0	8 2
Basti	10 12	11 2	10 10	10 8	10 4	9 10	10 8	11 0	11 0	11 0
Azamgarh	10 12	10 0	8 8	8 14	8 14	8 14	8 8	8 2	8 14	8 8	8 2	8 8
Almora	8 12	10 0	10 0	11 0	...	10 8	10 8	12 0	12 0	12 0	12 0	11 8
Garhwāl	7 0	8 0	10 0	10 0	...	10 9	10 0	10 0	10 0	10 0
Naini Tal	8 8	9 0	9 0	8 0	8 0	8 0	8 0	8 0	8 0	8 0
Lucknow	11 5	10 8	10 2	9 9	...	9 8	9 12	9 8	9 6	9 4	9 6	10 8
Unao	11 8	10 12	10 4	9 0	...	9 12	9 0	8 12	9 0	9 0	9 0	9 0
Nai Barali	11 6	10 4	9 8	9 8	...	9 8	9 8	9 0	9 0	...	9 4	10 8
Sitapur	12 0	11 12	10 8	10 4	...	10 4	9 12	10 0	10 0	11 8
Hardoi	12 0	11 8	10 0	10 0	10 0	9 4	9 12	9 4	9 8	9 12	10 4	11 0
Kheri	12 4	12 0	10 10	10 0	...	10 0	...	9 10	9 14	...	10 0	10 8
Fyzabad	7-12 to 11-0	7-12 to 11-0	7-8 to 10-8	10 0	...	10 0	10 0	9 8	9 8	9 12	9 12	10 4
Gonda	11 5	11 2	10 15	9 6	...	9 6	9 10	9 6	9 6	...	9 8	9 12
Bahraich	11 8	11 8	10 12	9 8	9 4	9 4	9 4	9 8	10 0	10 0	10 4	10 4
Sultānpur	12 0	11 0	10 0	9 8	9 8	9 4	9 0	9 0	9 8	9 4	9 4	9 0
Partūgarh	11 0	10 8	9 4	9 4	...	8 12	9 0	8 12	8 12	9 0	9 0	8 8
Bara Banki	11 4	10 8	10 8	9 8	9 8	9 4	10 0	9 8	9 4	10 0	9 4	9 8

Fortnightly prices statement from 15th November 1896 to fortnight ending 15th October 1897.

Districts.	Barley.											
	Normal rate.	Fortnight ending 15th November	Fortnight ending 30th November	Fortnight ending 15th December	Fortnight ending 31st December	Fortnight ending 15th January	Fortnight ending 31st January	Fortnight ending 14th February	Fortnight ending 28th February	Fortnight ending 15th March	Fortnight ending 31st March	Fortnight ending 15th April
	Famirc Code.	1896.	1896.	1896.	1896.	1897.	1897.	1897.	1897.	1897.	1897.	1897.
	S. c.	S. c.	S. c.	S. c.	S. c.	S. c.	S. c.	S. c.	S. c.	S. c.	S. c.	S. c.
Dehra Dún ...	18 8	8 8	8 6	7 0	7 0	7 0	7 8	10 0	10 8	8 0	8 8	11 12
Saharanpur	7 8	7 8	7 8	7 8	9 4	9 4	11 0	10 8	13 6
Muzaffarnagar	7 15	7 11	7 2	7 2	8 13	9 14	10 7	10 0	11 0	...	15 6
Meerut	7 8	7 8	...	8 0	9 0	10 8	10 0	10 0	9 12	14 5	15 6
Bulandshahr ...	19 8	...	8 0	...	8 12	9 8	10 8	10 0	10 0	9 0	12 0	13 0
Aligarh ...	25 0	8 12	8 8	8 8	8 8	9 0	9 0	10 0	...	10 7	13 3	14 0
Muttra	9 2	9 0	8 8	9 4	9 6	9 0	10 0	...	9 8	...	13 8
Agra	8 8	8 12	8 12	8 12	9 0	9 12	10 0	9 8	10 0	13 0	14 0
Farakhabad ...	18 0	8 7	8 2	8 4	8 2	8 13	9 3	10 8	10 0	10 8	12 0	12 8
Mainpuri	8 8	8 8	8 7	8 8	8 12	8 10	10 9	9 9	12 4	12 15	12 9
Etawah	8 11	9 0	8 12	8 12	8 8	9 0	11 0	9 8	11 6	12 3	12 7
Etah	9 2	9 2	9 2	9 2	8 14	9 0	10 12	9 10	10 0	12 0	11 8
Bareilly	8 9	7 8	8 3	8 6	8 6	8 13	...	14 2	13 10
Bijnor	6 12	5 10	10 2	...	12 5	14 1	13 3
Budaun	7 12	7 5	...	8 6	8 10	9 0	8 13	14 10	13 14
Moradabad	7 12	7 4	7 1	8 2	9 0	9 0	9 0	9 0	11 14	14 0	14 0
Sháhjahanpur	9 4	8 0	10 0	10 4	10 0	10 0	10 0	10 8	11 4	12 11	12 8
Pilibhit	10 1	7 3	...	8 8	9 2	9 2	14 0	10 4	15 0
Cawnpore ...	20 0	9 0	9 4	9 4	9 4	9 8	10 0	11 0	10 4	12 0	15 9	15 9
Fatehpur	8 4	8 8	8 8	8 8	8 4	8 8	9 0	8 8	10 8	12 8	12 4
Banda	8 4	8 0	8 8	8 8	8 8	8 8	8 8	9 0	8 8	11 8	11 8
Hamirpur	8 12	8 8	8 11	...	8 0	8 8	8 10	8 15	9 12	10 6	11 0
Allahabad	8 2	8 6	...	8 0	8 4	8 12	10 0	9 0	9 0	11 0	11 4
Jhansi	9 8	8 12	...	10 0	10 0	10 0	10 0	10 8	10 8	11 4	11 12
Jalaun	9 0	8 0	8 0	8 0	8 0	8 0	9 0	9 0	9 0	10 0	10 0
Benares ...	16 8	9 7	9 3	9 4	8 15	9 3	9 12	10 5	9 12	12 7	12 11	12 3
Mirzapur	9 2	9 8	8 8	9 3	8 8	9 10	9 7	11 0	10 13	...	11 5
Jaunpur ...	18 0	9 2	9 8	9 2	9 2	9 8	9 8	9 14	9 8	12 8	12 8	13 8
Ghásipur	9 0	10 0	8 9	8 12	10 8	10 4	14 8	12 8	13 12	12 8
Ballia ...	20 0	11 4	11 4	...	10 8	10 0	10 0	11 4	11 4	12 8	...	14 0
Gorakhpur	9 0	9 0	9 0	9 14	9 14	10 5	10 5	10 13	13 9	14 6	14 6
Basti	10 12	10 12	10 8	10 0	10 2	10 0	10 0	11 0	14 8	...	15 0
Azamgarh ...	18 12	9 10	9 0	...	8 14	8 14	8 14	10 0	10 0	14 0	14 12	14 0
Almora ...	11 12	8 8	8 0	8 4	8 4	9 8	9 8	9 8	9 12	10 0	9 8	9 12
Garhwál ...	21 0	8 0	8 0	...	8 0	8 0	...	8 0	8 0	8 0	...	8 0
Naini Tal ...	18 0	8 12	8 2	...	7 8	8 0	8 0	8 8	8 8	9 0
Lucknow ...	25 0	9 13	9 6	8 13	9 2	7 14	9 6	9 10	10 3	13 8	13 8	13 12
Unao ...	19 0	8 0	8 0	8 0	8 11	8 0	8 12	9 8	9 8	9 12	...	12 8
Rae Baroli ...	20 0	9 0	9 0	8 14	9 0	7 12	9 0	9 0	9 4	13 8	12 0	12 0
Sítapur	9 3	9 0	10 0	10 0	8 0	11 0	11 4	10 0	...	13 0	14 0
Hardoi	9 4	9 4	9 0	10 2	8 4	9 0	9 0	9 0	13 8	13 8	14 0
Kheri
Fyzabad ...	24 0	11 0	10 8	10 5	...	8 4	11 4	11 8	11 12	15 0	...	14 0
Gonda	9 8	9 4	...	9 6	8 0	9 6	10 0	9 12	12 8	...	13 0
Bahraich	9 0	8 8	9 6	9 4	8 10	9 0	...	8 2	8 8	...	14 4
Sultánpur	10 4	10 0	...	11 4	8 12	11 8	11 12	11 8	16 0	17 0	15 0
Partágarh	9 8	9 4	9 0	9 4	8 0	9 4	10 0	12 4	13 0	13 4	13 0
Báre Banki	9 8	9 0	8 12	8 0	7 8	9 0	10 0	9 4	13 0	12 0	12 8
...	...	9 1	8 4	...	8 0	7 12	8 0	11 0	10 4	12 0	12 4	12 4

Fortnightly prices statement from 15th November 1896 to fortnight ending 15th October 1897—(continued).

Districts.	Barley.											
	Fortnight ending 30th April	Fortnight ending 15th May	Fortnight ending 31st May	Fortnight ending 15th June	Fortnight ending 30th June	Fortnight ending 15th July	Fortnight ending 31st July	Fortnight ending 15th August	Fortnight ending 31st August	Fortnight ending 15th September	Fortnight ending 30th September	Fortnight ending 15th October
	1897.	1897.	1897.	1897.	1897.	1897.	1897.	1897.	1897.	1897.	1897.	1897.
	S. c.	S. c.	S. c.	S. c.	S. c.	S. c.	S. c.	S. c.	S. c.	S. c.	S. c.	S. c.
Dehra Dún	10 8	13 4	12 8	12 8	12 8	12 0	11 8	...	11 8	...	12 4	15 0
Sahāranpur	14 8	14 1	14 3	13 0	...	13 0	13 0	13 0	12 7	13 1	13 1	13 10
Muzaffarnagar	14 9	14 4	14 5	13 4	13 3	12 2	12 2	11 0	11 0	...	12 2	13 3
Meerut	13 0	13 0	13 0	12 0	...	12 0	12 0	12 0	11 0	15 0
Bulandshahr	14 5	14 0	14 4	12 0	...	12 4	12 4	12 5	12 10	13 12	14 8	16 0
Aligarh	14 4	13 0	13 4	12 4	...	12 4	12 4	12 4	12 8	...	13 4	13 8
Muttra	14 12	13 8	13 8	...	12 12	12 8	13 4	12 12	13 8	14 12	14 14	16 0
Agra	13 0	12 8	12 4	12 0	11 12	11 12	12 4	12 0	12 8	13 0	14 12	14 8
Farakhabad	13 10	12 15	12 15	11 9½	12 4	10 14½	12 4	11 15	12 4	12 9	12 9	12 15
Mainpuri	13 8	13 2	13 2	11 9	12 0	11 9	12 8	12 10	12 8	...	12 6	13 4
Etāwah	11 0	11 8	11 8	14 2	10 10	11 8	11 2	11 7	10 12	11 7	11 7	12 10
Etah	14 14	14 2	14 2	12 12	13 2	13 2	13 2	12 10	13 2	13 2	13 13	14 2
Barilly	14 11	13 3	13 3	12 0	12 6	9 1	11 8	10 14	10 14	10 9	10 9	13 0
Bijnor	13 12	14 1	13 8	11 0	11 8½	11 8½	11 4	10 11	11 8	11 8	11 4	11 4
Budaun	14 4	14 5	13 10	11 12	...	11 8	12 1	12 1	...	12 8	13 7	12 11
Moradabad	12 8	12 8	12 8	12 8	12 4	11 0	11 0	11 0	11 0	11 0	11 0	13 2
Shāhjahānpur	15 4	14 4	13 4	12 0	12 0	13 4	12 0	12 0	12 0	...	13 0	13 8
Pilibhit	17 10½	16 4	15 4	13 10	13 0	13 0	13 0	13 0	13 0	...	13 0	13 0
Cawnpore	12 8	12 12	12 4	11 0	11 8	12 0	12 0	12 0	12 8	12 12	13 0	14 8
Fatehpur	11 12	11 4	10 8	9 4	10 4	...	10 4	10 8	10 8	11 0	11 0	12 0
Bānda	11 4	11 4	10 8	10 0	...	10 4	10 4	10 0	10 4	12 0	12 0	11 8
Hamirpur	10 14	10 12	10 10	9 11	9 10	9 10	9 15	10 0	10 4	10 5	11 3	11 5
Allahabad	11 14	11 8	10 4	10 2	10 4	11 0	10 4	10 8	10 12	11 0	11 8	11 4
Jhānsi	12 0	11 12	10 12	10 12	...	10 4	11 0	11 2	11 8	11 8	12 8	13 4
Jalaun	11 0	11 0	11 0	10 0	10 0	10 0	10 0	10 8	10 8	10 8	10 8	13 0
Benares	13 4	12 11	11 2	10 11	10 13½	10 13½	10 9	10 9	10 13½	11 6	10 15½	11 5
Mirzapur	11 14	11 11	10 12	10 3	...	9 5	9 5	9 9	10 9	11 0
Jaunpur	13 4	12 8	11 3	11 0	11 3	10 8	10 8	10 2	11 12	11 8	11 8	12 0
Ghāzipur	12 12	12 8	11 4	10 4	10 8	10 8	10 4	10 0	10 2	11 8	11 8	12 0
Ballia	14 0	14 0	14 0	11 0	11 0	10 0	9 8	10 0	10 0	10 8	10 8	11 8
Gorakhpur	14 0	13 1	11 11	10 13	10 13	10 13	10 5	10 5	11 15	11 11	11 4	10 13
Basti	15 8	15 8	14 12	11 8	11 0	11 0	11 0	11 0	12 0	11 8
Azamgarh	14 12	13 4	11 8	11 0	11 6	10 6	10 0	10 0	11 12	11 0	11 0	10 8
Almora	11 0	11 8	12 8	13 0	...	13 0	14 0	14 8	15 0	15 0	15 0	15 0
Garhwāl	8 0	9 0	11 0	10 0	...	12 0	12 0	12 0	12 0	12 0
Naini Tal	10 8	10 8	10 8	9 8	9 8	9 8	10 8	10 8	10 8	9 8
Lucknow	13 10	13 4	12 4	11 8	...	11 8	11 4	11 4	11 8	11 8	12 12	13 0
Unao	13 8	12 0	11 8	10 12	...	10 4	11 0	10 8	11 4	11 12	11 8	12 0
Rae Bareli	13 0	11 12	11 8	11 0	...	11 8	11 8	11 0	11 0	...	11 8	12 0
Sitapur	14 0	13 8	13 0	12 8	...	12 0	12 0	13 0	11 8	12 0
Hardoi	14 0	14 0	12 8	11 0	10 4	11 8	12 0	12 0	11 8	12 4	13 8	13 8
Kheri	16 0	16 0	13 0	12 12	...	12 8	...	12 8	12 12	...	12 8	13 0
Fyzabad	13 8	13 4	12 8	10 10	...	11 8	11 8	11 4	11 4	12 4	12 4	13 0
Gonda	14 2	14 4	13 13	11 6	...	11 8	11 8	11 8	11 8	...	11 8	11 4
Bāhāich	16 0	15 8	14 0	12 8	12 6	12 12	12 8	12 4	12 8	13 0	13 0	13 0
Sultānpur	14 0	13 4	11 4	10 12	11 0	10 12	11 4	11 4	11 8	11 4	11 8	11 0
Partābgarh	13 4	12 8	10 0	10 8	...	10 8	10 8	10 8	10 12	11 4	11 0	10 0
Bara Banki	14 0	12 0	12 4	12 0	12 0	10 12	11 8	11 8	11 8	11 0	11 8	11 8

Fortnightly prices statement from 15th November 1896 to fortnight ending 15th October 1897.

Districts.	Common rice.											
	Normal rate.	Fortnight ending 15th November	Fortnight ending 30th November	Fortnight ending 15th December	Fortnight ending 31st December	Fortnight ending 15th January	Fortnight ending 31st January	Fortnight ending 14th February	Fortnight ending 28th February	Fortnight ending 15th March	Fortnight ending 31st March	Fortnight ending 15th April
	Famine Code.	1896.	1896.	1896.	1896.	1897.	1897.	1897.	1897.	1897.	1897.	1897.
	S. c.	S. c.	S. c.	S. c.	S. c.	S. c.	S. c.	S. c.	S. c.	S. c.	S. c.	S. c.
Dehra Dún	9 0	7 4	7 9	7 4	7 0	7 8	7 8	7 8	7 8	7 8	7 8	7 8
Sahāranpur	11 12	7 14	7 10	7 8	7 8	7 8	7 8	8 1	7 8	7 8	7 8	7 8
Muzaffarnagar... ..	11 0	7 7	7 11	7 15	7 15	8 2	8 8	8 4	7 11	7 11	8 4	7 11
Meerut	12 8	9 0	7 0	...	8 0	8 0	8 0	9 0	9 0	9 0	9 0	9 0
Bulandshahr	7 0	...	8 0	8 0	7 8	7 10	...	7 5	8 4	8 0
Aligarh	10 0	7 0	6 8	7 8	8 8	7 4	7 4	9 4	...	7 12	8 6	9 0
Muttra	8 8	7 4	8 8	8 8	8 8	7 12	8 0	8 0	8 2	8 12	9 0
Agra	7 8	7 12	7 12	7 12	8 0	8 0	8 0	8 0	8 2	8 2	8 2
Farrukhabad	7 0	7 0	7 0	6 7	8 0	8 0	8 0	8 0	8 0	8 0	8 0
Mainpuri	7 8	8 0	8 0	8 0	7 0	8 0	8 0	8 0	9 0	9 0	9 0
Etāwah	6 8	7 0	7 8	7 8	8 0	8 8	9 4	9 0	9 0	9 0	9 0
Etah	7 2	7 2	7 2	7 10	7 6	7 10	8 2	...	8 6	8 6	8 6
Bareilly	12 8	7 6	...	7 5	7 5	7 5	7 5	7 8	8 3	8 3	7 8	7 10
Bijnor	12 12	8 7	7 0	7 9	7 9	7 14	7 14	7 11	8 2	8 2	8 7	9 0
Budaon	13 0	7 10	7 8	7 9	7 9	7 9	7 8	7 14	7 11	7 11
Moradabad	11 8	8 5	8 0	7 12	7 9	7 12	8 0	8 0	8 0	7 8	7 12	7 8
Shāhjahānpur	11 12	8 4	7 8	8 0	8 9	8 8	8 8	9 0	8 4	8 4	8 4	7 12
Pilibhit	15 0	9 10	8 7	...	8 2	8 7	8 12	8 12	8 12	8 12	8 14	8 12
Cawnpore	8 0	7 12	7 12	8 0	8 8	8 12	9 10	9 0	9 4	9 4	9 4
Fatehpur	13 0	6 4	6 4	6 4	6 4	6 8	6 12	8 10	8 8	8 8	8 6	8 8
Bānda	12 8	6 12	7 0	7 4	8 0	8 0	8 0	9 8	9 8	9 8	9 8	9 8
Hāmīrpur	7 2	7 0	7 2	...	7 5	7 11	7 15	8 4	8 2	8 2	8 3
Allahabad	12 12	8 0	7 8	...	8 0	7 4	8 8	9 8	9 0	8 12	9 0	9 0
Jhānsi	12 0	7 4	8 8	...	7 12	8 0	8 0	8 0	8 0	8 0	8 0	8 0
Jalaun	7 0	7 0	7 0	7 0	7 0	7 0	7 0	7 0	8 0	8 0	7 9
Benares	11 12	9 1	9 11	7 9	7 9	7 9	8 4	8 0	8 6	8 1	7 13	7 0
Mirzapur	13 0	7 10	7 11	7 11	7 13	9 12	9 12	7 0	...	7 0
Jaunpur	12 0	6 10	8 6	8 6	9 2	9 8	9 8	9 12	9 12	9 0	...	8 12
Ghāzipur	12 0	...	8 0	8 12	8 4	8 4	9 0	9 4	9 4	9 4	...	8 0
Ballia	13 8	9 0	8 4	...	8 8	8 8	8 8	10 0	9 8	8 8	...	8 0
Gorakhpur	14 0	8 9	9 0	8 9	8 12	8 2	8 2	8 13	8 9	8 6	8 9	8 9
Basti	16 12	8 12	8 12	8 12	8 12	8 8	8 6	8 12	8 9	8 8	...	9 1
Asamgarh	13 0	8 12	8 2	...	8 2	8 2	8 2	8 2	8 2	8 2	8 2	7 7
Almora	9 0	8 0	7 8	7 8	8 8	8 8	8 8	8 8	8 8	8 8	8 4	8 8
Garhwāl	11 0	6 8	6 8	...	6 8	6 8	...	6 8	6 8	6 8	...	6 8
Naini Tal	13 0	6 0	6 0	...	6 0	6 8	6 0	6 0	6 0	6 0
Lucknow	12 0	8 10	8 10	8 0	8 4	8 0	10 8	8 13	8 14	8 8	8 14	9 0
Unao	12 8	7 0	7 0	7 4	7 8	8 0	9 11	8 13	8 8	8 8
Rao Bareilly	14 0	7 4	6 11	6 12	7 0	7 8	10 0	8 8	8 8	9 4	9 4	9 4
Sitapur	14 0	10 0	8 0	9 0	8 8	9 0	11 0	9 0	8 12	8 8
Hardoi	11 12	7 0	8 0	8 0	8 0	8 0	9 12	8 4	9 0	9 0	9 8	9 8
Kheri	15 0	9 0	9 5	9 5	...	9 0	...	9 0	9 0	8 8	...	9 0
Fyzabad	13 8	9 1	9 0	...	9 4	8 12	10 4	9 0	8 12	9 0	...	8 4
Gonda	14 0	8 3	8 5	8 8	8 8	8 6	10 4	...	9 4	9 0	...	8 8
Bahraich	12 12	7 12	8 0	...	8 8	8 8	11 8	8 4	8 8	8 8	...	8 8
Sultānpur	14 8	8 0	8 0	7 12	8 0	8 4	10 0	8 12	9 0	9 0	9 0	8 12
Pārtābgarh	15 0	7 8	7 4	7 4	7 4	7 8	9 8	8 0	8 0	8 0	8 0	7 8
...	12 0	8 4	7 9	...	9 0	8 0	10 8	8 12	8 8	8 12	8 12	8 12

Fortnightly prices statement from 15th November 1896 to fortnight ending 15th October 1897—(continued).

Districts.	Common rice.											
	Fortnight ending 30th April	Fortnight ending 15th May	Fortnight ending 31st May	Fortnight ending 15th June	Fortnight ending 30th June	Fortnight ending 15th July	Fortnight ending 31st July	Fortnight ending 15th August	Fortnight ending 31st August	Fortnight ending 15th September	Fortnight ending 30th September	Fortnight ending 15th October
	1897.	1897.	1897.	1897.	1897.	1897.	1897.	1897.	1897.	1897.	1897.	1897.
	S. c.	S. c.	S. c.	S. c.	S. c.	S. c.	S. c.	S. c.	S. c.	S. c.	S. c.	S. c.
Dehra Dún	6 10	6 12	6 8	6 8	...	6 8	6 8	...	6 4	...	7 0	8 0
Sahāranpur	7 8	7 8	7 8	7 0	...	6 8	6 8	...	6 8	6 8	8 9	11 4
Muzaffarnagar	8 4	7 10	7 11	7 6	7 6	7 6	7 6	7 2	7 2	...	8 12	9 14
Meerut	9 0	9 0	9 0	8 0	...	8 0	8 0	8 0	8 0	...	7 0	8 0
Bulandshahr	8 5	7 15	7 12	7 8	7 5	7 0	7 0	7 1	7 6	7 7	7 0	7 12
Aligarh	7 4	7 8	7 8	6 8	6 8	6 8	6 8	6 0	5 8	...	6 0	6 0
Muttra	9 0	8 8	8 8	...	8 0	7 12	7 12	7 12	7 12	7 12	7 12	8 0
Agra	7 12	6 12	6 8	6 12	7 0	7 12	7 12	7 7	7 4	7 8	7 12	8 8
Farukhabad	8 2	6 13	6 13	6 13	6 2	6 2	6 2	6 2	5-7 to 6 2	5-7 to 6 13	5-7 to 6 13	5-7 to 6 13
Mainpuri	8 0	8 0	8 0	7 8	7 8	7 8	7 8	7 0	7 0	...	7 8	8 0
Etāwah	9 0	8 0	8 0	8 0	7 0	7 0	8 0	7 0	7 0	7 0	8 0	9 8
Etah	8 10	8 2	7 14	7 2	7 2	7 2	7 2	7 2	7 2	7 2	9 4	8 2
Bareilly	6 13	6 10	6 8	5 14	5 14	5 14	5 14	6 3	6 3	6 3	6 3	8 13
Bijnor	9 0	7 14	7 0	6 12	7 0	7 0	7 0	7 5	7 5	7 14	8 7	9 0
Budaun	7 7	7 8	7 5	7 5	...	7 3	6 14	7 1	...	7 6	8 2	9 8
Moradabad	7 8	7 0	6 0	7 0	7 0	6 12	6 12	6 8	6 8	7 8	9 4	10 4
Shāhjahānpur	7 12	7 4	7 4	7 4	7 4	7 4	7 4	7 4	7 4	...	8 0	10 4
Pilibhit	8 7	8 7	8 7	7 2	7 2	7 2	8 12	7 13	9 2	...	10 6	13 0
Cawnpore	9 4	8 6	8 0	7 12	7 12	7 8	7 12	7 4	7 12	7 10	8 12	9 4
Fatehpur	8 4	7 8	7 8	7 4	7 4	...	7 0	7 0	7 4	7 8	8 0	10 0
Bānda	9 8	8 4	7 8	7 4	...	7 8	...	7 8	7 12	8 0	9 8	9 8
Hamīrpur	7 15	7 8	7 0	6 12	6 10	6 10	6 12	6 13	6 13	6 14	7 6	7 6
Allahabad	8 12	8 0	8 0	7 12	7 8	7 0	7 0	6 8	7 0	8 8	9 0	9 4
Jhānsi	8 0	8 0	7 0	6 8	...	6 8	7 4	7 8	7 0	7 8	7 12	9 0
Jalaun	8 0	7 0	7 0	7 0	7 0	7 0	7 0	7 0	7 0	7 0	7 0	8 0
Bonares	7 9	7 5	7 1	6 12	6 12	6 8	6 12	6 12	7 12	6 14	6 14	...
Mirzapur	7 9	7 4	6 6	6 8	...	7 4	7 7	7 6	7 14	8 4
Jāunpur	7 0	7 0	6 6	6 6	6 6	7 10	7 0	7 0	7 0	7 0	7 0	9 0
Ghāzipur	8 12	8 0	8 0	7 4	7 4	7 4	7 0	7 0	7 8	7 4	7 12	9 12
Ballia	7 8	7 8	7 8	7 0	7 12	7 0	6 4	6 4	6 6	6 8	7 0	8 8
Gorakhpur	7 10	7 8	7 3	6 12	7 3	6 12	6 12	6 12	7 3	7 3	10 6	9 14
Basti	8 14	8 2	7 13	7 8	7 8	7 0	7 4	7 10	10 8	10 10
Azamgarh	7 7	7 7	7 7	7 7	7 7	7 7	7 7	6 11	6 11	7 7	6 11	10 2
Almora	8 8	8 8	8 8	8 8	...	8 8	8 8	8 0	7 12	8 8	8 8	8 8
Garhwāl	6 8	6 0	6 0	6 0	...	6 0	6 0	6 0	8 0	8 0
Naini Tal	6 0	6 0	6 0	5 8	5 8	5 8	5 0	5 8	5 8	6 0
Lucknow	8 15	8 4	8 0	7 12	...	8 0	8 0	7 10	7 12	7 8	9 4	10 8
Unao	8 8	7 8	7 8	7 8	...	7 8	7 8	7 0	7 0	7 8	7 8	10 4
Rae Bareilly	9 4	8 2	7 14	7 12	...	7 12	7 12	7 12	7 12	...	9 0	10 0
Sitapur	8 8	8 8	8 0	7 8	...	7 12	7 8	8 8	10 0	12 0
Hardoi	9 8	9 4	9 4	9 0	9 0	8 0	8 0	8 0	8 0	8 0	8 0	12 8
Kheri	9 0	8 0	8 8	7 0	...	8 0	...	8 0	8 0	...	10 8	12 0
Fyzabad	9 0	8 8	8 4	8 4	...	7 12	7 12	7 8	7 8	7 10	10 12	11 0
Gonda	8 8	7 8	7 8	7 8	...	7 8	7 8	7 4	7 9	...	8 0	10 0
Bahraich	8 8	8 0	7 8	7 8	7 8	7 8	7 8	7 8	7 8	7 8	11 0	11 8
Sultānpur	8 12	8 12	8 4	8 0	7 8	8 0	8 0	8 0	8 4	9 8	11 0	11 0
Partāgarh	7 8	7 4	7 0	7 0	...	6 12	7 0	7 0	7 8	7 8	9 4	9 8
Para Banki	9 0	8 0	8 0	8 0	8 0	7 0	7 8	7 8	7 8	9 0	9 0	9 8

Fortnightly prices statement from 15th November 1896 to fortnight ending 15th October 1897.

Districts.	Juar.											
	Normal rate.	Fortnight ending 15th November	Fortnight ending 30th November	Fortnight ending 15th December	Fortnight ending 31st December	Fortnight ending 15th January	Fortnight ending 31st January	Fortnight ending 14th February	Fortnight ending 28th February	Fortnight ending 15th March	Fortnight ending 31st March	Fortnight ending 15th April
	Famine Code.	1896.	1896.	1896.	1896.	1897.	1897.	1897.	1897.	1897.	1897.	1897.
	S. c.	S. c.	S. c.	S. c.	S. c.	S. c.	S. c.	S. c.	S. c.	S. c.	S. c.	S. c.
Dehra Dún
Sahāranpur
Muzaffarnagar
Meerut
Bulandshahr
Aligarh
Muttra
Agra
Farukhabad
Mainpuri
Etāwah
Etah
Bareilly
Bijnor
Budaun
Moradabad
Shāhjahānpur
Pilibhīt
Cawnpore
Fatehpur
Bānda
Hamirpur
Allahabad
Jhānsi
Jalaun
Benares
Mirzapur
Jaunpur
Ghāzipur
Ballia
Gorakhpur
Basti
Azamgarh
Almora
Garhwāl
Naini Tal
Lucknow
Unao
Rae Bareilly
Sitapur
Hardoi
Kheri
Fyzabad
Gonda
Bahraich
Sultānpur
Partālgarh
Bara Banki

Fortnightly prices statement from 15th November 1896 to fortnight ending 15th October 1897—(continued).

Districts.	Juar.											
	Fortnight ending 30th April	Fortnight ending 15th May	Fortnight ending 31st May	Fortnight ending 15th June	Fortnight ending 30th June	Fortnight ending 15th July	Fortnight ending 31st July	Fortnight ending 15th August	Fortnight ending 31st August	Fortnight ending 15th September	Fortnight ending 30th September	Fortnight ending 15th October
	1897.	1897.	1897.	1897.	1897.	1897.	1897.	1897.	1897.	1897.	1897.	1897.
	S. c.	S. c.	S. c.	S. c.	S. c.	S. c.	S. c.	S. c.	S. c.	S. c.	S. c.	S. c.
Dehra Dún ...	9 0	8 0	7 10	8 0	...	6 8	5 0	...	7 0	...	8 0	8 0
Sahāranpur ...	10 12	10 12	9 11	8 9	...	8 9	9 11	11 13	11 13	11 13	11 13	12 14
Muzaffarnagar
Meerut ...	10 0	10 0	10 0	10 0	...	9 0	9 0	9 0	10 8	...	13 0	15 0
Bulandshahr ...	9 8	9 11	9 8	8 0	8 5	7 14	8 6	9 5	11 0	12 5	12 12	15 0
Aligarh ...	10 8	10 0	10 0	9 8	9 8	9 0	8 12
Muttra ...	10 8	10 0	10 0	...	10 0	8 0	8 0	10 0	10 0	14 0	14 0	16 0
Agra ...	11 8	11 0	9 12	9 12	10 0	9 12	10 0	10 0	9 0	9 0	9 4	9 4
Farukhabad	7 8
Mainpuri ...	9 12	8 4
Etawah	6 0	10 0	10 0	10 4	10 6	10 12
Etah
Barilly ...	11 12	10 9	9 11	8 3	9 8	8 13	9 11	10 0	10 0	10 0	11 12	12 6
Bijnor	7 14
Budaun ...	12 8	11 0	11 0	10 8	...	7 0	6 13	8 3	...	11 14	11 4	13 8
Moradabad
Shāhjāhānpur
Pilibhit
Cawnpore ...	10 8
Fatehpur
Bānda ...	10 4	9 12	9 12	10 0	...	9 8	...	9 8	9 12	9 8	10 8	10 8
Hamirpur ...	9 13	9 15	10 2	9 10	8 10	9 1	8 3	8 15	9 3	9 8	9 9	10 8
Allahabad ...	10 8	10 0	10 12	10 12	10 8	9 0	8 0	8 0
Jhānsi ...	11 0	10 12	10 12	10 4	...	9 12	10 0	9 0	10 0	10 12	12 12	14 0
Jalaun ...	10 0	10 0	10 0	10 0	10 0	10 0	10 0	9 0	9 0	9 0	9 0	10 0
Benares ...	10 9	9 12	8 15	7 13	8 14	8 15	9 3	9 8	9 14	...	8 8	9 3
Mirzapur
Jaunpur
Ghāzipur	6 8	6 8	6 8	6 8	6 8	7 0	7 0	7 0
Ballia
Gorakhpur ...	9 14	9 0	9 0	7 3	7 3	7 10	7 10	9 0	9 0	9 0	9 0	9 0
Basti ...	12 6	12 6	12 6	9 0	9 0	9 0	9 0	10 0	11 0	10 0
Azamgarh
Almora
Garhwāl
Naini Tal ...	13 12
Lucknow ...	9 12	10 4	16 0	10 8	10 8
Unao ...	10 0	10 6	10 6	10 8	10 8
Rae Bareilly ...	10 12	10 8	10 8	9 12	...	10 0	10 0	10 0	10 0	11 4	11 0	11 0
Sitapur	9 0	9 0	9 0	10 0	...	10 0	10 0
Hardoi
Kheri	11 0
Fyzabad
Gonda	6 0	6 8	10 0	10 0
Bahraich ...	11 0	11 0	10 12	10 8	10 8	10 8	10 8	10 8	10 8
Sultānpur	5 0
Partābgarh
Bara Banki	6 0	7 0	7 0	7 0	7 0	7 0

Fortnightly prices statement from 15th November 1896 to fortnight ending 15th October 1897.

Districts.	Maize.											
	Normal rate.	Fortnight ending 15th November	Fortnight ending 30th November	Fortnight ending 15th December	Fortnight ending 31st December	Fortnight ending 15th January	Fortnight ending 31st January	Fortnight ending 14th February	Fortnight ending 28th February	Fortnight ending 15th March	Fortnight ending 31st March	Fortnight ending 15th April
	Famine Code.	1896.	1896.	1896.	1896.	1897.	1897.	1897.	1897.	1897.	1897.	1897.
	S. c.	S. c.	S. c.	S. c.	S. c.	S. c.	S. c.	S. c.	S. c.	S. c.	S. c.	S. c.
Dehra Dún	17 0	10 8	10 5	9 12	9 12	9 0	10 4	10 8	9 8	9 0	9 0	8 0
Sahāranpur	23 8	10 12	10 6	10 3	10 3	10 4	11 4	10 12	10 3	10 3	...	9 11
Muzaffarnagar	17 8	9 5	9 1	9 14	9 14	10 4	11 0	9 15	10 0	9 3
Bulandshahr	22 8	10 0	9 0	...	10 8	10 0	11 8	10 0	9 0	10 0	10 8	10 8
Meerut	20 12	...	9 8	...	10 0	10 0	10 4	10 0	...	10 6	10 14	11 4
Aligarh	25 0	11 0	10 0	10 8	11 0	10 4	10 4	10 12	...	10 0	...	12 8
Mottra	23 8	11 8	10 12	10 12	11 0	10 8	10 8	11 4	10 0	11 0	11 0	11 4
Agra	...	10 0	10 0	10 8	10 8	10 8	11 0	11 4	10 8	10 8	12 8	12 4
Farakhabad	20 0	10 3	10 3	10 3½	9 10	9 14	9 14	10 9	9 9	11 9½	12 9	12 4
Mainpuri	15 0	9 15	10 4	9 14	9 7	9 11	10 0	10 6	9 12	10 8	11 12	11 10
Etawah	...	10 12	10 8	10 12	10 12	10 0	10 8	11 11	10 0	10 0	11 0	...
Etah	...	10 10	10 6	9 10	9 10	9 14	10 6	11 2	9 14	...	10 12	...
Bareilly	22 0	9 14	10 4	10 3½	10 5	9 13½	9 13	9 6	9 4½	9 6
Bijnor	9 9	10 2	9 9	10 11
Budaun	22 8	11 4	10 9	...	9 11	10 2	10 2	9 11	9 3	9 12	11 0	11 9
Moradabad	...	10 0	10 2	10 8	10 8	10 8	10 10	10 3	9 8	10 4	9 8	...
Sháhjahanpur	...	11 4	10 4	11 4	11 4	11 0	10 8	10 12	10 4	10 12	10 12	...
Pilibhit	...	14 11	10 11	...	11 0	10 6	10 6	10 0	10 1	10 6
Cawnpore	...	11 0	11 12	11 0	10 4	10 0	10 8	10 12	10 0	10 8	10 4	10 8
Fatehpur	...	10 0	10 4	10 0	9 8	9 4	9 8	10 0	9 12
Bánda	...	10 4	11 0	10 12	10 0	10 0	10 4	11 4	11 0	10 4	10 4	10 4
Hamirpur	...	10 5	10 4	10 10	...	9 9	9 11	9 12	9 15	10 0	10 3	10 2
Allahabad	18 12	11 0	11 0	...	10 12	10 0	10 12	10 12	10 0	10 0	10 0	...
Jhánsi	...	10 4	11 4	...	10 12	11 0	10 12	10 12	11 0	10 12	10 4	10 12
Jalaun	...	9 0	10 0	10 0	9 0	9 8	9 8	9 8	10 0	10 0	10 0	9 8
Benares	20 8	11 6	11 8	11 6½	10 9	10 5	10 9	11 2
Mirzapur	20 0	11 0	10 2	10 0	10 1	11 8	10 0
Jaunpur	...	11 2	11 4	10 8	10 8	9 14	10 4	10 4
Gházipur	19 0	...	11 4	11 0	10 4	10 12	11 4	11 4	11 4
Ballia	20 8	11 4	11 4	...	10 0	10 0	10 0	11 0
Gorakhpur	20 0	11 4	11 4	10 13	9 14	9 14	9 14	9 14	9 14	10 5	10 5	10 5
Basti	18 12	11 0	11 0	11 0	11 0	11 0	11 0	11 0	11 12	12 0	...	12 0
Azamgarh	18 0	10 6	11 1	...	10 0	10 6	10 0	10 6	9 10
Almora
Garhwál
Naini Tal	20 0	11 8	11 4	...	10 10	10 10	7 0	7 0	7 0	12 12
Lucknow	25 0	10 15	11 7½	11 9	11 5	10 7½	10 6	10 12	10 11	10 8	10 8	10 4
Unao	20 0	9 12	10 0	11 0	10 8	10 8	10 0	10 10	9 4	9 12	...	10 0
Rae Barell	...	11 0	11 4	10 8	10 8	10 0	10 4	11 0	9 12	10 0	10 0	11 4
Sitapur	...	10 8	11 0	12 0	11 0	10 8	11 0	11 0	10 4
Hardoi	19 8	10 4	10 8	10 12	10 8	10 2	10 0	10 14	10 0	10 0
Kheri	26 0	13 8	13 0	13 0	...	11 8	11 4	11 12	...	11 8	...	11 8
Fyzabad	...	11 4	11 4	...	10 10	10 2	10 2	11 0	10 9	11 0
Gonda	24 0	11 2	12 2	11 10	11 10	10 12	10 12	...	10 4	10 12	...	10 4
Bahraich	23 0	12 4	12 8	...	12 8	12 0	11 0	11 4	11 0	11 0	11 0	11 0
Soltánpur	...	11 4	10 12	10 8	10 8	10 4	10 0	10 4	...	10 0	10 0	...
Partágarh	...	10 0	10 0	9 12	10 0	9 8	9 8	9 12	9 0	10 0
Bara Banki	24 0	10 12	10 8	...	11 0	10 8	10 8	10 12	9 12	10 0	10 0	...

Fortnightly prices statement from 15th November 1896 to fortnight ending 15th October 1897—(continued).

Districts.	Maize.											
	Fortnight ending 30th April	Fortnight ending 15th May	Fortnight ending 31st May	Fortnight ending 15th June	Fortnight ending 30th June	Fortnight ending 15th July	Fortnight ending 31st July	Fortnight ending 15th August	Fortnight ending 31st August	Fortnight ending 15th September	Fortnight ending 30th September	Fortnight ending 15th October
	1897.	1897.	1897.	1897.	1897.	1897.	1897.	1897.	1897.	1897.	1897.	1897.
	S. c.	S. c.	S. c.	S. c.	S. c.	S. c.	S. c.	S. c.	S. c.	S. c.	S. c.	S. c.
Dehra Dún ...	8 0	9 0	9 0	8 0	...	7 8	7 0	...	8 0	...	12 0	14 0
Baháranpur ...	9 11	10 12	10 12	9 11	...	9 11	10 12	11 13	11 13	11 13	13 15	17 8
Muzaffarnagar
Meerut ...	10 0	10 0	10 0	8 0	...	7 0	9 0	10 0	11 0	15 0
Bulandshahr ...	11 12	11 0	11 0	10 8	9 0	8 8	9 4	9 8	11 0	13 8	14 4	16 4
Allgarh ...	12 8	12 0	12 0	8 8	8 8	12 4	12 4	...	14 0	15 8
Muttra	16 0
Agra ...	11 8	11 0	10 0	10 0	10 0	10 0	9 0	9 4	...	12 0	14 0	15 0
Farakhabad	12 15	13 8	14 5	16 0
Mainpuri ...	11 4	10 4	9 0	13 0	13 14	13 8	15 4	17 0
Etawah	11 0	12 8	16 0	13 0	14 12	16 8
Etah	13 4	16 2	15 12	16 12
Bareilly ...	8 8	10 9	9 11	9 2	7 10	8 6	9 11	9 11	9 11	13 8	14 1	14 6
Bijnor	9 0
Badaun ...	10 8	10 8	11 0	10 8	...	6 13	7 4	8 12	...	12 13	14 9	15 12
Moradabad	14 11	15 15
Sháhjahánpur
Pilibhít	11 11	14 5	16 14
Cawnpore ...	10 8	15 0	16 0	18 0	15 8
Fatehpur	12 4	13 8
Bánda ...	10 4	10 4	10 8	10 0	...	10 0	...	9 12
Hamírpur ...	10 1	9 13	10 0	9 10	9 8	8 12	9 8	9 2	9 1	10 0	11 7	12 2
Allahabad ...	10 0	11 0	11 0	10 8	10 0	9 0	10 0	11 0	13 0
Jhánsi ...	11 0	11 0	11 0	9 12	9 12	...	9 8	10 0	13 0	14 4
Johann ...	9 8	9 8	9 8	9 0	9 0	9 8	9 0	9 0	9 0	9 0	9 0	13 0
Benares	11 11	13 9	11 11	13 0
Mirzapur	11 2	12 8
Jáunpur	14 0	12 0	12 8
Gházipur	16 0	13 8	13 12
Ballia	9 0	...	13 0	13 8
Gorakhpur ...	10 8	9 7	9 0	8 2	7 8	9 0	9 0	9 0	14 6	17 2	14 13	13 15
Basti ...	12 0	12 0	12 0	9 0	9 0	9 0	18 0	16 0	17 8	17 0
Azamgarh	14 8	12 8	11 8
Almora
Garhwál
Naini Tal ...	18 12	16 0
Lucknow ...	10 4	9 8	9 8	9 8	9 12	9 12	16 4	16 0	16 0	17 0
Unao ...	10 0	10 0	10 0	10 0	10 8	14 0	14 0	16 0
Rae Barell ...	10 8	10 8	10 0	9 12	...	10 0	10 0	10 0	18 0	16 8
Sítapur	10 0	18 0	...
Hardoi	17 0	17 0	17 0
Kheri	10 0	18 0	19 0
Fyzabad	18 0
Gonda ...	10 4	10 4	10 4	10 8	12 12	10 8	...	19 0	18 8
Bahraich ...	11 0	11 0	10 12	11 0	11 0	11 0	10 8	10 0	10 12	12 0	20 0	18 0
Sultánpur	11 0	13 8	12 8
Partágarh
Bara Banki	6 0	16 0	18 0	16 0	15 0

Fortnightly prices statement from 15th November 1896 to fortnight ending 15th October 1897.

Districts.	Gram.											
	Normal rate.	Fortnight ending 15th November	Fortnight ending 30th November	Fortnight ending 15th November	Fortnight ending 31st December	Fortnight ending 15th January	Fortnight ending 31st January	Fortnight ending 14th February	Fortnight ending 28th February	Fortnight ending 15th March	Fortnight ending 31st March	Fortnight ending 15th April
	Famine Code.	1896.	1896.	1896.	1896.	1897.	1897.	1897.	1897.	1897.	1897.	1897.
Dehra Dún	S c.	S. c.	S. c.	S. c.	S. c.	S. c.	S. c.	S. c.	S. c.	S. c.	S. c.	S. c.
Sahāranpur	18 0	8 4	8 4	8 4	8 4	8 4	9 8	9 2	8 8	8 12	8 12	8 12
Muzaffarnagar	22 8	8 12	8 11	8 15	8 15	8 15	10 7	11 0	9 6	9 15	...	10 3
Meerut	...	8 4	8 8	8 8	8 13	8 12	11 4	9 15	9 9	8 13	9 6	10 10
Bulandshahr	22 8	8 8	8 8	...	9 4	9 4	9 8	10 12	9 0	9 9	9 0	10 0
Aligarh	20 12	...	9 4	...	9 8	9 6	10 4	9 15	...	9 5	9 9	11 10
Mittra	24 0	9 8	8 8	9 12	9 8	9 0	9 12	10 8	...	9 0	...	10 12
Agra	23 4	9 4	9 4	9 8	10 4	10 0	10 0	10 0	8 12	9 0	9 8	10 8
Farukhabad	21 4	8 8	8 12	9 8	9 12	9 8	10 4	10 8	9 4	9 0	9 12	9 8
Mainpuri	18 0	8 15	8 14	8 14	9 2	9 3	9 3	9 9	8 8	8 8	9 9	10 3
Etāwah	16 0	8 6	8 9	8 10	8 14	8 14	9 0	9 3	8 12	8 9	8 15	9 7
Etah	21 0	9 0	9 4	9 0	9 0	9 0	9 8	10 0	9 8	9 8	10 0	10 0
Bareilly	22 0	9 2	9 10	9 6	9 2	8 14	9 2	10 0	9 2	...	9 4	10 14
Bijnor	20 12	7 11	8 5	9 6	9 6	9 6	9 6	10 0	9 8	10 1
Budann	21 0	9 0	8 12	8 12	8 12	8 12	10 6	9 4	9 0	9 0	9 14	10 11
Moradabad	22 12	9 4	8 14	...	8 8	9 0	9 0	9 0	8 13	9 0	10 3	12 0
Shāhjahānpur	20 0	9 2	8 12	8 12	8 12	9 8	9 10	9 12	9 0	9 12	9 8	10 14
Pilibhit	21 0	9 4	8 4	9 0	9 8	9 4	9 4	9 12	8 4	9 8	11 0	11 4
Cawnpore	19 0	9 4	8 12	...	9 2	9 2	9 2	9 6	9 7	9 7	10 6	11 5
Fatehpur	22 0	9 4	10 0	10 0	10 0	10 0	9 12	9 12	9 8	10 12	10 4	10 0
Banda	18 0	8 12	9 0	8 12	8 12	8 8	8 12	9 0	8 12	8 12	8 12	4
Hamirpur	23 0	9 0	9 0	9 4	9 4	9 8	9 12	9 12	9 8	10 8	10 8	10 0
Allahabad	20 8	9 6	9 6	...	9 4	9 6	9 10	10 0	9 12	9 4	9 12	10 0
Jhānsi	20 0	9 4	10 4	...	9 12	10 6	10 0	9 12	10 0	9 4	9 4	9 0
Jaloun	22 0	8 8	9 0	8 8	8 8	9 0	9 0	9 0	10 0	10 0	10 0	9 8
Benares	18 0	9 12	9 10	9 8	9 8	9 8	10 0	10 0	10 5	11 11	11 6	11 2
Mirzapur	18 0	...	8 13	8 13	8 13	9 0	10 0	10 0	10 5	10 0	...	10 11
Jaunpur	...	9 2	9 5	9 14	9 14	10 3	9 0	9 8	8 8	9 8	11 0	10 0
Ghāzipur	19 0	...	9 8	10 0	10 0	10 0	10 8	10 12	12 8	11 8	11 4	11 4
Ballia	19 8	11 0	10 12	...	10 8	10 0	10 8	12 0	11 4	13 0	...	13 0
Gorakhpur	19 0	9 14	10 5	10 5	10 5	9 11	9 11	9 14	9 0	9 0	9 0	10 0
Basti	19 0	9 12	9 10	9 8	9 8	9 8	9 8	9 6	9 6	9 6	9 6	10 5
Amangarh	18 0	10 0	10 0	...	9 10	9 10	8 14	10 0	9 10	10 6	10 12	10 6
Almora	...	7 4	7 0	7 0	7 0	7 0	7 0	7 8	7 12	8 0	8 8	8 4
Garhwāl	...	7 0	7 8	...	7 0	7 0	...	6 8	6 8	6 0	...	6 0
Naini Tal	...	8 12	8 12	...	8 12	9 6	8 0	7 4	7 4	8 8
Lucknow	20 0	9 6	9 4	9 4	9 9	9 4	9 6	9 8	9 9	10 4	10 6	10 4
Unao	19 4	8 0	8 0	8 14	9 0	9 0	9 8	9 8	8 12	9 0	...	10 4
Rai Bareilly	23 0	9 4	9 2	9 4	9 4	9 0	9 4	9 2	9 4	10 0	10 0	10 12
Sitapur	26 0	9 0	9 0	10 8	10 0	9 8	9 8	9 8	9 0	...	12 0	11 0
Hardoi	21 8	9 4	9 4	9 12	9 4	9 4	9 4	10 4	9 8	9 8	10 0	10 0
Kheri	23 0	10 4	9 14	10 4	...	9 8	9 12	10 0	9 4	10 0	...	11 4
Fyzabad	19 0	9 14	9 14	...	10 2	9 6	9 8	10 0	9 8	9 1	...	8 to 12 0
Gonda	...	10 4	10 0	10 0	10 4	10 4	10 4	...	9 10	8 10	...	10 6
Bahraich	...	9 4	9 4	...	10 8	10 13	10 4	9 12	9 4	8 8	10 0	11 0
Sultānpur	...	10 4	10 0	9 4	9 4	9 8	9 4	10 0	8 8	9 8	11 0	11 4
Partābgarh	23 0	9 8	9 8	9 0	8 8	9 0	9 0	9 12	8 12	9 0	9 8	10 8
Bara Banki	25 0	9 14	9 8	...	10 0	9 0	9 0	10 0	8 12	9 4	10 4	9 8

Fortnightly prices statement from 15th November 1896 to fortnight ending 15th October 1897—(continued).

Districts.	Gram.											
	Fortnight ending 30th April	Fortnight ending 15th May	Fortnight ending 31st May	Fortnight ending 15th June	Fortnight ending 30th June	Fortnight ending 15th July	Fortnight ending 31st July	Fortnight ending 15th August	Fortnight ending 31st August	Fortnight ending 15th September	Fortnight ending 30th September	Fortnight ending 15th October
	1897.	1897.	1897.	1897.	1897.	1897.	1897.	1897.	1897.	1897.	1897.	1897.
	S. c.	S. c.	S. c.	S. c.	S. c.	S. c.	S. c.	S. c.	S. c.	S. c.	S. c.	S. c.
Dehra Dún	8 4	9 13	9 4	9 6	...	9 0	9 0	...	9 0	...	8 0	9 0
Sahāranpur	10 7	10 7	10 7	10 7	...	10 1	10 1	9 8	9 4	8 11	8 11	9 11
Muzaffarnagar	10 12	10 12	10 12	10 3	10 4	10 1	10 0	9 3	8 13	...	8 14	10 6
Meerut	10 0	10 8	10 8	10 0	...	10 8	10 0	10 0	8 8	...	9 4	10 8
Bulandshahr	11 2	10 14	11 2	10 2	10 2	10 8	10 5	9 8	8 11	9 4	9 4	10 0
Aligarh	11 0	10 12	10 12	10 8	10 8	10 8	10 4	9 12	8 12	...	8 12	10 9
Muttra	11 4	10 4	10 8	...	10 8	10 4	10 0	8 8	9 0	9 4	9 8	10 12
Agra	9 12	9 8	9 12	9 12	9 8	9 8	9 8	8 8	8 6	8 4	8 0	9 8
Farakhabad	10 8 1/2	9 9	9 14	9 3	9 9	9 9	9 9	9 3	7 13	8 2	8 2	9 13
Mainpuri	9 7	9 6	9 10	9 2	8 14	8 7	8 14	9 4	8 9	...	7 11	8 5
Etawah	10 0	9 12	9 12	9 2	8 9	9 0	9 4	9 2	8 8	8 6	8 0	8 12
Etāh	10 14	10 4	9 14	9 10	9 10	9 10	9 14	9 2	8 6	8 2	8 6	8 13
Bareilly	10 14	10 0	9 8	9 6	9 6	9 1	9 1	8 2	8 3	8 0	8 3	8 13
Bijnor	10 2	9 9	10 2	9 9	9 9	9 9	9 4 1/2	8 11 1/2	9 0	8 7	9 0	9 9
Budaun	11 14	11 13	10 15	10 6	...	10 2	10 0	10 0	...	9 0	8 11	9 10
Moradabad	10 11	10 14	10 6	10 0	10 0	10 0	9 12	9 0	8 3	8 2	8 7	8 5
Shāhjahānpur	11 0	10 8	10 4	9 8	9 8	9 8	9 4	9 4	9 0	...	8 12	9 0
Pilibhit	12 13 1/2	12 5 1/2	10 12	10 1	10 1	9 7	9 12	9 2	8 12 1/2	...	8 7	9 2
Cawnpore	9 8	9 8	9 8	9 4	9 0	9 4	9 4	8 12	8 12	8 12	8 8	8 12
Fatehpur	9 0	9 0	8 12	8 8	8 12	...	8 12	8 4	8 0	8 0	8 4	7 8
Bānda	9 12	9 8	9 4	8 8	...	8 12	...	8 8	8 8	8 12	8 12	8 8
Hamīrpur	9 15	9 3	9 2	8 10	8 8	8 6	8 10	8 9	8 8	8 10	8 12	8 14
Allahabad	9 14	10 0	9 8	9 4	9 0	9 0	9 0	8 4	8 4	8 0	8 4	8 0
Jhānsi	9 8	9 4	9 8	9 0	...	8 12	8 12	8 8	8 4	8 12	8 8	9 8
Jalaun	9 8	9 8	9 8	8 8	8 8	8 8	8 8	8 8	8 8	8 9	8 0	8 0
Benares	11 11	10 9	10 5	9 1	9 8	9 8	9 3	8 13	8 15	8 15	8 6	7 15
Mirzapur	10 9	10 9	9 10	9 6	...	9 7	8 8	8 8	8 0	7 11
Jaunpur	10 2	9 8	9 8	9 8	9 8	9 8	8 12	8 8	8 4	8 4	8 4	7 8
Ghāzipur	11 4	10 8	10 4	9 4	10 0	9 8	9 4	9 4	8 4	8 4	8 0	8 0
Ballia	12 8	12 0	12 0	10 8	10 8	10 0	9 8	9 8	9 0	8 4	8 4	7 12
Gorakhpur	9 14	9 0	8 14	8 9	9 0	9 0	8 9	8 9	8 13	8 12	8 9	7 10
Basti	10 4	10 4	10 0	9 8	9 0	8 12	8 8	8 8	8 8	8 8
Azamgarh	10 6	9 10	8 14	8 14	8 14	8 8	8 8	8 2	8 2	8 8	7 12	6 6
Almora	8 4	8 0	8 0	8 4	...	7 8	7 0	8 0	7 12	7 8	7 12	7 0
Garhwāl	6 0	7 0	7 0	7 0	...	7 0	7 0	7 0	6 0	6 6
Naini Tal	8 8	8 4	8 4	7 4	7 4	7 4	7 4	7 4	6 4	6 4
Jucknow	10 4	9 12	9 12	9 8	...	9 8	9 8	8 12	11 12	8 12	8 8	9 8
Unao	10 0	9 8	9 4	8 12	...	8 12	8 12	8 8	8 8	8 8	8 8	8 4
Rae Bareli	10 8	10 4	9 13	9 4	...	9 8	9 4	9 2	8 8	...	9 0	9 8
Sitapur	12 0	12 4	11 0	11 0	10 0	10 0	10 0	10 0	10 0	12 0
Hardoi	10 0	10 0	10 0	9 4	9 8	9 8	9 0	9 12	9 0	11 0
Kheri	12 0	12 0	10 8	10 0	...	10 0	...	9 12	10 0	...	9 0	9 8
Fyzabad	8-8to 11 8	8-12to 1 10	9-12to 12 12	10 4	...	10 8	10 12	10 8	10 8	10 0	10 0	10 6
Gonda	10 14	10 12	10 10	9 6	...	9 2	9 6	9 6	9 6	...	9 8	9 2
Bahraich	11 8	11 8	11 0	10 8	10 0	9 12	9 8	9 8	9 12	9 12	9 8	9 8
Sultānpur	12 0	11 4	9 12	9 12	9 8	9 8	9 8	9 8	9 8	9 4	9 0	9 8
Partābgarh	10 0	10 0	9 0	9 0	...	9 0	9 0	9 0	9 0	9 0	8 8	8 0
Bare Banki	10 4	10 0	9 8	9 8	9 8	9 8	9 12	9 12	9 8	9 8	10 0	9 8

Fortnightly prices statement from 15th November 1896 to fortnight ending 15th October 1897.

Districts.	Arhar.											
	Normal rate.	Fortnight ending 15th November	Fortnight ending 30th November	Fortnight ending 15th December	Fortnight ending 31st December	Fortnight ending 15th January	Fortnight ending 31st January	Fortnight ending 14th February	Fortnight ending 28th February	Fortnight ending 15th March	Fortnight ending 31st March	Fortnight ending 15th April
	Famine Code.	1896.	1896.	1896.	1896.	1897.	1897.	1897.	1897.	1897.	1897.	1897.
S. c.	S. c.	S. c.	S. c.	S. c.	S. c.	S. c.	S. c.	S. c.	S. c.	S. c.	S. c.	S. c.
Dehra Dún	...	7 8	7 8	8 0	8 0	8 0	8 0	9 0	9 0	7 8	7 8	8 0
Sahāranpur	...	8 8	9 2	7 8	7 8	7 8	7 8	7 8	7 8	7 8	...	7 8
Muzaffarnagar	...	7 11	7 11	7 11	7 11	7 11	7 12	7 11	7 11	7 11	7 11	7 11
Meerut	...	9 8	10 0	...	10 8	11 0	11 0	10 0	11 0	10 8	10 8	10 0
Bulandshahr	...	7 8	7 8	8 0	8 0	8 0	8 4	7 13	...	7 13	8 0	9 8
Aligarh	...	13 0	8 0	10 0	8 8	8 4	8 4	8 0	...	8 8	...	7 4
Muttra	...	25 8	11 4	12 0	10 4	11 12	11 8	11 8	11 0	10 0	10 0	10 8
Agra	...	15 0	8 0	8 0	8 0	8 0	8 0	8 0	8 0	8 0	7 8	7 8
Farukhabad	...	15 0	10 4	9 8	9 9	9 8	9 9	9 14	9 14	9 9	10 9	10 15
Mainpuri	...	18 0	7 15	7 12	7 8	7 8	7 2	7 12	8 2	7 12	7 4	7 4
Etawah	...	15 0	7 12	7 8	7 8	7 8	8 0	8 0	9 0	8 0	8 0	8 0
Etah	...	15 0	9 2	9 2	8 2	7 14	7 10	7 14	8 2	7 14	...	8 2
Bareilly	...	15 4	6 8	6 11	7 6	7 9	7 13	7 13	7 13	8 8
Bijnor	7 14	7 14	7 14	7 11	7 0	7 5	7 9	...
Budaun	...	16 12	8 0	8 2	...	7 2	7 6	7 6	7 6	7 7	8 3	9 4
Moradabad	8 4	8 2	7 1	6 14	6 4	6 4	6 4	6 4	8 12	7 8
Shāhjāhānpur	7 4	7 4	7 8	7 8	7 8	7 4	7 4	8 8	9 8	10 4
Pilibhit	...	14 0	7 13	7 13	...	7 13	7 13	7 13	9 2	8 7	9 2	10 6
Cawnpore	...	15 0	10 4	10 8	10 4	11 0	10 4	10 8	11 0	11 8	12 4	12 4
Fatehpur	...	15 12	7 0	7 0	7 0	7 0	7 4	7 4	7 4	7 0	7 0	7 8
Bānda	...	17 0	7 8	7 8	7 8	7 8	8 0	7 8	8 0	8 0	7 0	8 8
Hāmīrpur	...	16 0	7 2	7 3	7 3	...	7 10	7 4	7 7	7 7	7 11	7 9
Allahabad	...	18 12	8 12	9 0	...	9 0	9 0	10 0	10 0	12 0	11 8	12 0
Jānsai	...	13 3	8 6	8 0	...	8 0	8 0	8 2	8 2	8 12	8 0	8 12
Jalaun	...	17 0	7 0	7 0	7 0	7 0	7 0	7 0	7 0	7 0	7 0	7 0
Benares	11 0	11 2	7 13	7 15	8 6	8 15	8 11	9 8	9 3	8 11
Mirzapur	...	12 0	7 4	7 4	7 6	8 0	9 2	8 14	11 14	8 8
Jaunpur	...	13 0	7 12	8 12	9 2	9 2	9 8	10 8	11 0	9 8	11 0	9 0
Ghāziपुर	...	14 12	...	8 0	8 0	8 8	8 8	10 0	10 0	10 8	10 8	10 0
Bellia	...	13 0	9 8	11 4	...	12 0	11 0	12 0	14 8	14 8	...	14 8
Gorakhpur	...	16 0	7 9	8 0	8 3	8 6	8 0	8 0	8 12	8 6	9 9	10 7
Hasti	...	14 5	9 0	9 0	9 0	9 0	9 0	9 0	9 12	12 0	12 0	12 0
Azamgarh	...	14 0	7 6	7 13	...	7 12	7 12	8 2	8 2	8 2	8 14	8 14
Almora	...	8 8	6 0	5 8	5 8	5 8	6 0	6 0	6 0	6 0	6 0	6 0
Garhwāl	6 0	6 0	...	6 0	6 0	6 0	6 0	6 0	5 0	5 0
Naini Tal	6 0	6 0	...	6 0	6 0	7 8	5 0	5 0
Lucknow	...	16 0	9 12	9 14	10 0	10 0	10 4	10 14	11 12	10 11	10 0	11 4
Unao	...	14 12	8 0	8 8	8 4	8 0	8 0	8 4	8 4	8 0	8 0	8 0
Rai Barell	...	15 0	7 4	7 0	7 0	7 0	7 0	11 0	10 4	8 0	8 0	9 0
Sitapur	...	19 0	10 8	7 8	8 8	8 4	8 0	8 4	8 4	8 8	...	8 0
Hardoi	...	14 0	6 8	7 0	7 0	9 0	8 0	8 0	8 0	8 0	8 4	10 0
Kheri	11 2	11 0	11 0	...	11 0	11 0	11 8	11 12	12 0	13 0
Fyzabad	...	14 0	7 12	7 12	...	8 8	8 5	8 5	8 7	8 11	9 4	8-8 to 9 8
Gonda	10 12	10 12	11 1	12 8	12 0	12 0	...	11 4	15 4	14 14
Bahraich	10 4	10 4	...	11 8	11 8	11 8	11 8	11 0	11 0	15 8
Sultānpur	11 0	10 4	10 4	10 8	10 4	10 0	11 8	12 0	12 4	12 12
Partāgarh	...	16 0	7 0	7 0	7 0	7 0	7 0	8 0	7 8	8 0	8 0	8 4
Bara Banki	...	14 12	8 0	7 4	...	8 0	8 0	9 0	9 8	7 8	8 0	9 8

Fortnightly prices statement from 15th November 1896 to fortnight ending 15th October 1897—(continued).

Districts.	Arher.											
	Fortnight ending 30th April	Fortnight ending 15th May	Fortnight ending 31st May	Fortnight ending 15th June	Fortnight ending 30th June	Fortnight ending 15th July	Fortnight ending 31st July	Fortnight ending 15th August	Fortnight ending 31st August	Fortnight ending 15th September	Fortnight ending 30th September	Fortnight ending 15th October
	1897.	1897.	1897.	1897.	1897.	1897.	1897.	1897.	1897.	1897.	1897.	1897.
	S. c.	S. c.	S. c.	S. c.	S. c.	S. c.	S. c.	S. c.	S. c.	S. c.	S. c.	S. c.
Dehra Dún	8 0	7 0	9 0	7 0	...	7 0	7 0	...	7 0	...	7 0	7 0
Saharanpur	7 8	7 8	7 8	7 8	...	7 8	7 8	...	7 8	...	7 8	7 8
Muzaffarnagar	7 11	7 10	7 11	7 10	7 10	7 11	7 11	6 9	6 9	...	7 11	7 11
Meerut	11 0	10 0	10 0	10 0	...	11 0	11 0	11 0	11 0	...	11 0	12 0
Bulandshahr	8 13	8 12	8 11	8 7	8 1	8 6	8 9	8 4	8 4	7 14	8 4	8 8
Aligarh	8 8	8 0	8 0	9 0	8 8	8 8	8 12	8 12	8 12	...	8 0	8 0
Muttra	12 0	13 0	12 0	...	11 12	11 0	11 0	11 4	11 4	10 8	10 8	11 0
Agra	8 0	8 0	8 0	8 0	8 0	8 0	7 12	7 8	7 0	7 0	7 0	7 0
Farukhabad	12 15	11 15	11 9	10 9	10 8	10 9	10 2	10 9	10 8	10 9	9 9	9 9
Mainpuri	7 15	8 4	8 4	8 4	8 4	8 4	7 12	7 12	7 12	...	6 8	6 12
Etawah	8 0	8 8	8 8	8 0	7 8	8 0	8 0	8 0	9 10	6 5	6 8	6 11
Etah	8 4	8 12	8 2	8 2	8 2	8 2	8 2	8 2	7 2	6 12	7 6	7 12
Bareilly	10 0	9 6	8 13	8 0	8 0	7 6	7 6	7 10	7 0	7 0	6 8	6 8
Bijnor	...	7 14	7 14	7 5	6 13	10 2	7 5	7 9	7 5	7 5	7 5	7 5
Budaun	9 10	10 0	8 9	8 6	...	7 14	7 7	7 10	7 10	7 14
Moradabad	7 9	9 12	8 12	8 12	8 0	7 8	7 8	7 8	7 8	7 8	7 8	7 8
Shahjahanpur	10 0	8 4	8 4	8 4	8 4	8 12	8 12	8 8	8 4	...	8 0	7 12
Pilibhit	11 0	10 6	9 0	9 2	8 12	8 7	8 12	8 7	8 7	...	7 13	7 13
Cawnpore	12 8	9 8	12 0	10 12	11 0	10 12	10 10	9 12	10 0	10 4	9 12	10 4
Fatehpur	8 0	8 0	8 4	7 8	7 12	...	7 12	7 4	7 0	7 0	7 8	7 4
Banda	8 0	8 0	7 8	7 8	...	7 8	...	7 12	8 0	8 0	8 4	8 0
Hamirpur	7 7	7 9	7 10	7 5	7 1	7 1	7 2	7 2	7 0	7 0	7 2	7 2
Allahabad	10 12	11 0	11 0	10 12	10 0	9 0	9 0	9 0	9 0	8 8	9 0	8 12
Jhansi	9 8	9 3	9 3	8 6	...	7 14	8 6	8 0	8 0	8 6	9 2	9 4
Jalaun	7 0	7 0	7 0	7 0	7 0	7 0	7 0	7 0	7 0	7 0	7 0	7 0
Benares	8 15	8 15	8 11	7 5	7 9	7 9	7 9	7 9	9 12	6 12	6 12	6 12
Mirzapur	8 12	8 6	8 4	7 10	...	7 1	7 2	7 2	6 12	6 8
Jaunpur	9 0	9 8	8 12	8 8	9 0	8 0	8 8	7 8	7 4	7 0	7 0	7 0
Ghazipur	9 8	9 0	8 12	8 12	8 12	8 12	9 0	9 4	9 4	7 8	7 8	7 8
Ballia	...	14 0	14 0	11 0	11 0	10 0	9 8	9 8	10 0	9 0	9 0	9 0
Gorakhpur	10 6	9 10	8 12	8 6	8 6	8 0	7 13	7 6	7 14	6 15	6 13	6 6
Basti	12 0	11 12	11 8	10 0	9 8	8 14	8 14	8 14	8 14	8 14
Azamgarh	8 14	9 10	8 14	8 14	8 14	8 8	8 2	7 1	7 1	7 7	7 1	7 1
Almora	6 0	6 8	6 8	6 8	...	7 0	7 0	6 8	6 4	6 0	6 0	5 0
Garhwál	5 0	5 0	5 0	5 0	...	5 0	5 0	5 0	5 0	5 0
Naini Tal	5 0	6 0	6 0	6 0	6 0	6 0	6 0	6 0	6 0	5 0
Lucknow	13 2	12 8	12 2	11 6	...	11 4	11 0	10 10	10 8	10 2	10 2	10 2
Unao	8 4	9 0	8 8	8 4	...	8 0	8 4	7 0	7 8	7 8	7 8	8 0
Rai Bareilly	9 0	8 0	8 0	8 0	...	7 4	7 4	7 0	7 0	...	7 0	7 0
Sitapur	10 0	11 0	9 0	8 0	...	9 0	8 0	8 0	8 0	8 0
Hardoi	8 4	9 0	9 0	9 0	9 0	9 0	8 0	8 0	8 0	8 0	8 0	8 0
Kheri	14 4	14 0	12 12	12 0	...	11 8	...	10 10	11 0	...	8 4	11 0
Fyzabad	10 0	9 12	10 0	8 12	...	8 12	8 12	8 8	8 4	8 2	8 0	8 8
Gonda	14 15	14 12	14 0	11 15	...	11 10	11 14	10 4	10 13	...	11 12	11 4
Bahraich	16 0	15 0	14 0	12 0	12 8	12 0	11 8	11 4	11 8	11 4	11 0	10 12
Sultanpur	14 8	13 4	12 4	11 8	11 0	11 0	11 0	11 0	11 8	10 8	10 8	10 8
Partabgarh	8 8	8 0	7 12	7 4	...	7 8	7 8	7 8	7 8	7 0	6 8	6 8
Bara Banki	10 0	9 0	9 8	9 4	8 8	8 8	8 8	8 8	8 0	8 4	8 0	8 4

APPENDIX X.

STATEMENT NO. I.—Showing total Imports and Exports by rail of food grains from and to different parts of India during October, November, and December 1896, as furnished by Director of Land Records and Agriculture, N.-W. P. and Oudh.

Blocks.	Other blocks of North-Western Provinces and Oudh, as per Statement No. II.			Calcutta.	Bengal.	Bombay Port.	Bombay Presidency.	Panjab.	Central Provinces.	Rájputána and Central India.	Other ports.	Total.
	Mds.	Mds.	Mds.	Mds.	Mds.	Mds.	Mds.	Mds.	Mds.	Mds.	Mds.	Mds.
Meerut—												
Imports ...	2,11,758	1,19,710	75,414	8,669	20,034	1,81,755	10,821	8,722	60,637	6,97,520		
Exports ...	2,65,017	1,05,628	8	10	243	1,65,363	5	61,196	198	5,97,663		
Net	+99,857		
Agra—												
Imports ...	8,94,657	1,29,109	3,37,401	32,470	1,01,147	77,211	70,074	1,82,293	91,666	14,16,028		
Exports ...	38,411	4,367	382	...	112	2,414	342	1,68,005	1	2,14,034		
Net	+12,01,994		
Allahabad—												
Imports ...	5,42,472	1,88,543	13,61,990	14,013	38,301	10,621	2,82,227	1,10,365	91,245	26,39,777		
Exports ...	1,96,001	11,571	55	525	549	32,741	717	39,690	153	2,82,002		
Net	+23,57,775		
Benares—												
Imports ...	53,248	34,865	7,93,740	...	190	5,284	79,894	877	1,026	9,69,124		
Exports ...	1,36,921	1,529	11,239	5	341	7,611	...	3,576	2	1,61,224		
Net	+8,07,900		
Rohilkhand—												
Imports ...	1,08,276	10,407	82,922	49	...	42,168	1,457	418	...	2,45,697		
Exports ...	2,03,092	3,233	...	346	...	1,02,483	...	25,708	...	3,34,862		
Net	-89,165		
Oudh—												
Imports ...	88,592	53,927	5,78,129	706	2	24,896	4,711	368	1,913	7,53,244		
Exports ...	5,59,561	1,687	1,223	15,340	...	4,378	...	5,82,183		
Net	+1,71,055		
Total—												
Imports ...	13,99,008	5,36,561	32,29,596	55,907	1,59,674	3,41,935	4,49,184	3,03,043	2,46,487	67,21,390		
Exports ...	13,99,003	1,28,015	12,902	886	1,245	3,25,952	1,064	3,02,553	358*	21,71,078*		
Net	+45,49,312		

* Details of 4 maunds are not available.
+ Indicates net imports.
- Indicates net exports.

STATEMENT NO. II.—Showing total Imports and Exports by rail of food grains between the different blocks of the North-Western Provinces and Oudh, during October, November, and December 1896, as furnished by Director of Land Records and Agriculture, N.-W. P. and Oudh.

Blocks.	Meerut.	Agra.	Allahabad.	Benares.	Rohilkhand.	Oudh.	Total.
	Mds.	Mds.	Mds.	Mds.	Mds.	Mds.	Mds.
Meerut—							
Imports	8,042	28,534	7,931	1,26,380	40,871	2,11,758
Exports	96,051	1,18,249	6,847	29,397	17,473	2,65,017
Agra—							
Imports ...	96,051	...	1,38,472	17,486	56,761	85,887	3,94,657
Exports ...	8,042	...	23,829	2,479	2,640	1,421	138,41
Allahabad—							
Imports ...	1,13,249	23,829	...	70,554	6,395	2,28,445	5,42,472
Exports ...	28,534	1,38,472	...	5,037	2,771	21,187	1,96,001
Benares—							
Imports ...	8,847	2,479	5,037	...	1,865	85,520	53,248
Exports ...	7,931	17,486	70,554	...	4,630	36,320	1,36,921
Rohilkhand—							
Imports ...	29,397	2,640	2,771	4,630	...	68,838	1,08,276
Exports ...	1,26,380	56,761	6,395	1,865	...	12,191	2,03,092
Oudh—							
Imports ...	17,473	1,421	21,187	86,820	12,191	...	88,592
Exports ...	40,871	85,887	2,28,445	35,520	68,838	...	5,59,561

STATEMENT No. I.—Showing total Imports and Exports by rail of food grains from and to different parts of India during January, February and March 1897, as furnished by Director of Land Records and Agriculture, N.-W. P. and Oudh.

Bces.	Other blocks of North-Western Provinces and Oudh as per Statement No. II.	Calcutta.	Bengal.	Bombay Port.	Bombay Presidency.	Panjáb.	Central Provinces.	Rajputána and Central India.	Other ports.	Total.	
											Mds.
Meerut—											
Imports	...	61,140	1,56,763	14,132	3,228	22,578	4,18,021	6,335	42,757	2,04,035	9,28,989
Exports	...	1,24,923	84,534	631	14	1,033	83,131	173	10,523	454	2,55,416
Net											+ 6,73,573
Agra—											
Imports	...	1,40,261	1,90,228	81,751	26,452	89,498	20,877	27,065	3,45,936	41,180	9,63,243
Exports	...	28,672	4,323	...	1	490	607	118	75,781	...	1,09,992
Net											+ 8,53,251
Allahabad—											
Imports	...	1,94,671	7,83,136	5,71,216	37,793	37,440	8,559	2,26,330	1,67,652	13,010	20,39,807
Exports	...	1,05,034	10,255	44	...	397	2,741	577	18,269	81	1,37,398
Net											+ 19,02,409
Benares—											
Imports	...	50,338	2,04,837	3,56,641	849	53,166	726	...	6,66,057
Exports	...	85,770	8,225	27,593	...	11	7,227	428	3,220	5	1,32,479
Net											+ 5,33,578
Roilkhand—											
Imports	...	1,44,894	1,40,830	1,29,485	2,046	880	2,09,017	3,283	3,396	41,935	6,75,266
Exports	...	37,199	2,608	1	15	9	10,752	6	4,104	...	54,689
Net											+ 6,20,577
Oudh—											
Imports	...	50,712	4,44,684	4,01,781	804	59	8,229	1,771	1,484	1,762	9,20,286
Exports	...	2,69,418	17,589	18,569	9,301	82	4,845	109	3,19,913
Net											+ 6,00,373
Total—											
Imports	...	6,51,016	19,20,478	15,55,006	70,323	1,49,950	6,65,052	3,17,950	5,61,951	3,01,922	61,93,648
Exports	...	6,51,016	77,629	46,838	30	1,940	1,13,759	1,384	1,16,742	* 655	* 10,09,893
Net											+ 51,83,755

* Details of 6 mounds are not available.

+ Indicates net imports.

- Indicates net exports.

STATEMENT NO. II.—Showing total Imports and Exports by rail of food grains between the different blocks of the North-Western Provinces and Oudh during January, February, and March 1897, as furnished by Director of Land Records and Agriculture, N.-W. P. and Oudh.

Blocks.	Meerut.	Agra.	Allahabad.	Benares.	Rohilkhand.	Oudh.	Total.
	Mds.	Mds.	Mds.	Mds.	Mds.	Mds.	Mds.
Meerut—							
Imports	...	11,389	6,298	17,954	18,682	6,817	61,140
Exports	...	42,555	22,221	1,523	51,872	6,752	1,24,923
Agra—							
Imports	42,555	...	67,578	8,750	5,197	21,181	1,40,261
Exports	11,389	...	12,917	121	3,142	1,103	28,672
Allahabad—							
Imports	22,221	12,917	...	40,221	2,114	117,198	1,94,671
Exports	6,298	67,578	...	5,691	4,820	20,647	1,05,034
Benares—							
Imports	1,523	121	5,691	...	436	42,567	50,338
Exports	17,954	8,750	40,221	...	3,405	20,440	85,770
Rohilkhand—							
Imports	51,872	3,142	4,820	3,405	...	81,655	1,44,894
Exports	18,682	5,197	2,114	436	...	10,770	37,199
Oudh—							
Imports	6,752	1,103	20,647	20,440	10,770	...	59,712
Exports	6,817	21,181	1,17,198	42,567	81,655	...	2,69,418

STATEMENT NO. I.—Showing total Imports and Exports by rail of food grains from and to different parts of India during April, May, and June 1897, as furnished by Director of Land Records and Agriculture, N.-W. P. and Oudh.

Blocks.	Other blocks of North-Western Provinces and Oudh, as per Statement No. II.	Calcutta.	Bengal.	Bombay Port.	Bombay Presidency.	Panjab.	Central Provinces.	Rájputána and Central India.	Other ports.	Total.
	Mds.	Mds.	Mds.	Mds.	Mds.	Mds.	Mds.	Mds.	Mds.	Mds.
Meerut—										
Imports	60,311	60,779	8,437	4,268	215	1,93,479	767	3,200	39,884	3,71,340
Exports	12,62,591	4,15,047	5,253	92,010	2,498	2,26,243	69,035	2,65,613	1,958	23,40,247
Net	-19,68,907
Agra—										
Imports	2,21,824	53,367	17,148	1,876	4,372	53,969	7,767	49,419	1,478	4,11,220
Exports	1,83,470	2,231	831	453	1,216	1,509	43,542	2,03,957	1,918	4,39,127
Net	-27,907
Allahabad—										
Imports	11,23,019	3,47,356	2,89,831	4,907	6,700	1,85,574	21,847	35,630	3,126	19,67,990
Exports	42,369	9,237	2,878	110	3,443	3,769	15,473	53,861	10,014	1,41,154
Net	+18,26,836
Benares—										
Imports	1,52,964	2,22,307	92,849	21,953	840	8	...	4,90,921
Exports	94,628	37,955	4,05,036	...	4	10,167	324	3,292	2	5,51,408
Net	-60,487
Rohilkhand—										
Imports	8,84,941	11,791	8,032	282	...	78,996	...	223	7,591	9,41,856
Exports	8,45,547	1,97,688	3,331	3,604	1,901	77,616	35,706	1,28,920	793	7,95,108
Net	+1,46,750
Oudh—										
Imports	62,142	1,48,149	49,528	85	57	73,494	10	3	129	3,33,596
Exports	5,26,596	57,970	1,23,113	1,336	175	12,276	54,943	46,029	827	8,28,265
Net	-4,89,669
Total—										
Imports	24,55,201	8,43,749	4,65,825	11,418	11,344	5,57,465	31,231	88,482	52,208	45,16,923
Exports	24,55,201	7,20,128	5,40,442	97,513	9,237	3,31,580	2,19,023	7,01,671	15,512	50,90,307
Net	-5,73,384

+ Indicates net imports.

= Indicates net export.

STATEMENT NO. II—Showing total Imports and Exports by rail of food grains between the different blocks of the North-Western Provinces and Oudh during April, May, and June 1897, as furnished by Director of Land Records and Agriculture, N.-W. P. and Oudh.

Blocks.	Meerut.	Agra.	Allahabad.	Benares.	Rohilkhand.	Oudh.	Total.
	Mds.	Mds.	Mds.	Mds.	Mds.	Mds.	Mds.
Meerut—							
Imports...	...	9,087	4,708	10,837	25,683	9,998	60,311
Exports...	...	89,442	8,20,715	21,776	8,16,929	13,729	12,62,591
Agra—							
Imports...	89,442	...	16,926	5,106	60,352	49,998	3,21,824
Exports...	9,087	...	1,73,221	581	323	259	1,83,470
Allahabad—							
Imports...	8,20,715	1,73,221	...	58,349	1,61,202	4,09,532	11,23,019
Exports...	4,708	16,926	...	15,345	420	4,972	42,369
Benares—							
Imports...	21,776	581	15,345	...	72,353	42,909	1,52,964
Exports...	10,837	5,106	58,349	...	3,110	17,226	94,628
Rohilkhand—							
Imports...	8,16,929	323	420	3,110	...	14,159	8,34,541
Exports...	25,683	60,352	1,61,202	72,353	...	25,957	3,45,547
Oudh—							
Imports...	13,729	259	4,972	17,226	25,957	...	62,142
Exports...	9,998	49,998	4,09,532	42,909	14,159	...	5,26,596

(241)

STATEMENT No. I.—Showing total Imports and Exports by rail of food grains from and to different parts of India from 1st October 1896 to 30th June 1897, as furnished by Director of Land Records and Agriculture, N.-W. P. and Oudh.

Blocks.	Other blocks of North-Western Provinces and Oudh as per Statement No. II.	Calcutta.	Bengal.	Bombay Port.	Bombay Presidency.	Panjab.	Central Provinces.	Rajputana and Central India.	Other ports.	Total.
	Mds.	Mds.	Mds.	Md	Mds.	Mds.	Mds.	Mds.	Mds.	Mds.
Meerut—										
Imports	3,89,209	3,37,252	97,983	16,165	42,827	7,93,255	17,923	54,679	3,04,556	19,97,849
Exports	16,52,531	5,55,209	5,887	92,034	3,774	4,74,737	69,213	3,37,331	2,610	31,93,326
Net	-11,95,477
Agra—										
Imports	7,56,742	3,72,704	4,36,300	60,798	1,95,012	1,52,057	1,04,908	5,77,648	1,34,324	27,90,491
Exports	2,50,558	10,921	1,213	454	1,818	4,530	44,002	4,47,743	1,919	7,63,153
Net	+20,27,338
Allahabad—										
Imports	18,60,162	13,19,035	22,23,037	56,713	32,441	1,54,754	5,30,404	3,13,647	1,07,881	66,47,574
Exports	3,43,404	81,063	2,977	635	4,389	39,251	16,767	1,11,820	10,248	5,60,554
Net	+60,87,020
Benares—										
Imports	2,56,550	4,62,009	12,43,230	...	190	27,586	1,33,900	1,611	1,028	21,26,102
Exports	3,17,819	47,709	4,43,868	5	856	25,005	752	10,088	9	8,45,111
Net	+12,80,991
Rohilkhand—										
Imports	10,88,111	1,63,028	2,20,439	2,377	880	3,30,181	4,740	4,037	49,526	18,62,819
Exports	5,85,838	2,03,524	3,332	3,965	1,910	1,90,851	35,712	1,58,732	793	11,84,667
Net	+6,78,152
Oudh—										
Imports	2,10,446	6,46,760	10,29,438	1,595	118	1,06,619	6,492	1,854	3,804	20,07,126
Exports	13,55,675	77,246	1,42,905	1,336	175	36,917	55,025	55,252	936	17,25,367
Net	+2,81,759
Total—										
Imports	45,05,220	33,00,788	52,50,427	1,37,648	3,20,968	15,64,452	7,98,365	9,53,476	6,00,617	1,74,31,061
Exports	45,05,220	9,25,672	6,00,182	98,429	12,422	7,71,291	2,21,471	11,20,968	16,525*	32,72,178*
Net	+41,59,783

• Details of 10 maunds are not available.
+ Indicates net imports.
- Indicates net exports.

STATEMENT NO. II.—Showing total Imports and Exports by rail of food grains between the different blocks of the North-Western Provinces and Oudh from 1st October 1896 to 30th June 1897, as furnished by Director of Land Records and Agriculture, N.-W. P. and Oudh.

Blocks.	Meerut.	Agra.	Allahabad.	Benares.	Rohilkhand.	Oudh.	Total.
	Mds.	Mds.	Mds.	Mds.	Mds.	Mds.	Mds.
Meerut—							
Imports	...	28,518	89,538	86,722	1,70,745	57,686	8,33,209
Exports	...	2,28,048	4,56,185	32,146	8,98,198	37,954	16,52,531
Agra—							
Imports	2,28,048	...	2,22,976	26,342	1,22,310	1,57,066	7,56,742
Exports	28,518	...	2,09,967	8,181	6,105	2,782	2,50,553
Allahabad—							
Imports	...	2,09,967	...	1,69,124	1,69,711	8,55,175	18,60,162
Exports	4,56,185	2,22,976	...	26,073	8,011	46,806	8,43,404
Benares—							
Imports	...	8,181	26,073	...	74,154	1,20,996	2,56,550
Exports	86,722	26,342	1,69,124	...	11,145	73,986	3,17,319
Rohilkhand—							
Imports	...	6,105	8,011	11,145	...	1,64,652	10,88,111
Exports	8,98,198	1,22,310	1,69,711	74,154	...	48,918	5,65,838
Oudh—							
Imports	...	2,782	46,806	73,986	48,918	...	2,10,446
Exports	37,954	1,57,066	8,55,175	1,20,996	1,64,652	...	18,55,575

Returns Showing Imports and Exports of food grain into and from the North-Western Provinces and Oudh, 1896-97.

Districts.	Week ending 23rd January 1897.		Net imports to date.	Week ending 30th January 1897.		Net Imports to date.	Week ending 6th February 1897.		Net imports to date.	Week ending 13th February 1897.		Net imports to date.
	Imports.	Exports.		Imports.	Exports.		Imports.	Exports.		Imports.	Exports.	
	Mds.	Mds.	Mds.	Mds.	Mds.	Mds.	Mds.	Mds.	Mds.	Mds.	Mds.	
Dehra Dún
Saharanpur
Muzaffarnagar	3,800	4,000	— 00	23,449	3,423	18,826
Bulandshahr	7,200	8,600	—1 00	19,500	900	17,200
Meerut	1,200	5,500	—4,3 00	900	2,500	—5,900
Aligarh
Muttra
Agra	800	...	300	3,413	...	3,713
Farakhabad	29,100	13,400	15,700	12,800	14,400	14,100
Mainpuri	15,200	...	15,200
Etawah	2,200	...	2,200	3,200	300	5,100
Etah	400	...	400	7,300	100	7,200	6,300	100	13,400
Bareilly	2,500	300	2,600	2,600	1,500	3,700
Bijnor
Badsun	6,500	100	6,400	5,800	100	12,100
Moradabad	100	...	100	400	...	500	400	200	700
Shahjahanpur	1,500	1,800	— 300	18,400	4,700	13,400	17,300	5,500	25,200
Pilibhit
Cawnpore
Fatehpur	800	4,000	—3,200	1,95,500	14,000	1,77,400
Banda	9,000	600	8,400	14,800	...	23,200
Hamirpur	20,300	200	20,100
Allahabad	From 1st to 31st January.		4,100	1,100	...	5,200	3,700	...	8,900
Jhansi	31,100	700	30,400	43,990	673	73,717
Jalaun	From 1st to 31st January.		4,360	2,571	12,900	700	12,200
Benares	25,900	2,700	23,200	3,191	...	10,122
Mirzapur	15,600	900	37,900
Jaunpur
Ghazipur	16,200	1,600	14,600	19,800	100	34,300
Ballia	4,000	200	3,800	4,100	700	7,200	4,100	...	11,300	6,900	1,700	16,500
Gorakhpur
Basti	2,200	500	1,700	4,500	1,500	4,700	3,400	3,600	4,500
Azamgarh
Almora
Garhwál
Naini Tal
Lucknow
Unao	495	...	495	200	...	695	11,500	800	10,700
Rae Bareli	20,200	100	20,100	17,300	300	37,100	21,200	200	58,100	109	...	804
Sitapur	29,600	100	87,600
Hardoi	100	4,200	—4,100
Kheri	22,500	600	21,900	19,100	500	40,500
Fyzabad	200	6,400	—6,200	...	6,800	—13,000
Gonda
Bahraich	20,400	3,900	16,500	5,800	2,700	19,600
Sultanpur	400	3,400	—3,000
Parasgarh
Bara Banki	3,600	200	3,400	1,900	200	5,100	11,400	400	16,100	13,900	500	29,500

Return showing Imports and Exports of food grain into and from the North-Western Provinces and Oudh, 1896-97.

District.	Week ending 20th February 1897.		Net import to date.	Week ending 27th February 1897.		Net imports to date.	Week ending 6th March 1897.		Net imports to date.	Week ending 13th March 1897.		Net imports to date.
	Imports.	Exports.		Imports.	Exports.		Imports.	Exports.		Imports.	Exports.	
	Mds.	Mds.	Mds.	Mds.	Mds.	Mds.	Mds.	Mds.	Mds.	Mds.	Mds.	
Dohra Dún
Saharanpur	21,216	4,349	85,693	23,709	3,605	55,797	13,528	2,846	66,679	11,859	1,651	76,887
Muzaffarnagar	35,700	400	52,500	34,400	1,300	85,600	22,400	700	1,07,300	8,400	800	1,15,400
Bulandshahr	2,400	7,700	-11,200	4,300	6,700	-13,600	1,700	1,900	-13,800	3,700	2,800	-12,900
Meerut	28,800	8,500	25,300	58,400	1,600	82,100	41,300	3,800	1,19,600	20,800	1,500	1,88,900
Aligarh	5,800	10,700	-4,900	8,300	11,500	-7,100	18,000	700	10,200	8,000	2,500	15,700
Muttra	5,861	...	9,574	5,945	...	15,519	7,557	...	23,076	10,118	...	33,194
Agra	14,400	12,400	16,100	21,200	13,200	24,100	24,900	6,500	42,500	26,200	5,000	63,700
Farukhabad	15,900	100	31,000	12,400	200	43,200	7,000	...	50,200	5,800	...	56,000
Mainpuri	3,300	...	8,400	400	...	8,800	800	...	9,600	4,100	...	13,700
Etawah	4,600	...	17,500	800	2,000	16,300	3,000	1,300	18,000	3,100	...	21,100
Etah	2,100	3,100	2,700	700	1,300	2,100	1,600	700	3,000	...	300	2,900
Barilly	18,500	1,200	17,300	3,100	6,900	13,500
Bijnor	18,000	200	29,900	13,400	...	43,300	19,900	1,000	62,200	7,800	1,100	68,900
Budaun	900	...	1,600	900	100	2,400	300	200	2,500	...	500	2,000
Moradabad	21,100	4,200	42,100	29,000	4,500	66,600	23,200	3,900	85,900	11,500	7,900	89,600
Sháhjahánpur	14,411	614	13,797	18,048	391	31,454	12,023	801	42,676	19,355	6,395	55,636
Pilibhit
Cawnpore	56,600	17,800	2,16,200	54,000	10,400	2,59,800	24,100	8,900	2,75,000	1,11,800	8,000	3,78,800
Fatehpur	7,600	...	30,800	7,300	...	38,100	11,015	9	49,106	7,600	200	56,506
Bánda	18,600	200	38,500	9,100	200	47,400	7,700	100	55,000	23,100	300	77,900
Hamirpur	2,600	...	11,500	2,100	...	13,600	1,900	200	15,300	2,600	100	17,800
Allahabad	20,003	207	93,513	36,381	663	1,29,226	29,084	628	157,682	34,627	260	1,92,049
Jhánsi	9,700	700	21,200	10,400	1,100	30,500	7,200	1,100	36,600	6,600	700	42,500
Jalaun	2,007	383	11,746	1,108	5	12,849	694	...	13,543	2,656	20	16,179
Benares	12,300	200	50,000	22,600	1,200	61,400	16,500	1,900	76,000	18,300	3,600	90,700
Mirzapur	5,500	100	5,400	7,100	1,500	11,000	9,400	700	19,700	11,500	300	30,900
Jaunpur	12,300	...	46,600	12,800	100	59,300	9,300	...	68,600	8,100	1,000	75,700
Gházipur	7,300	...	23,800	5,000	100	28,700	2,900	2,000	29,600	5,800	5,500	29,900
Ballia
Gorakhpur	4,000	2,700	1,300	6,100	3,300	4,100
Basti	3,900	2,000	6,400	2,800	500	8,700	1,000	3,100	6,600	...	2,500	4,100
Azamgarh
Almora
Garhwál	891	...	391	891	100	...	491	500	...	991
Naini Tal
Lucknow	21,000	400	31,300	18,600	900	49,000	36,300	1,900	83,400	23,700	1,900	1,10,200
Unao	415	...	1,219	1,272	4	2,487	382	...	2,869	303	...	3,237
Rai Baroli	16,200	900	1,02,900	7,000	200	1,09,700	10,500	200	1,20,000	18,900	400	1,37,900
Sitapur	100	2,300	-6,300	1,600	2,900	-7,600	1,500	1,300	-7,400	1,700	3,400	-9,100
Hardoi	11,500	100	51,900	10,800	100	62,600	17,800	1,000	79,400	20,200	1,700	97,900
Kheri	...	6,700	-19,700	500	7,200	-26,400	500	2,800	-28,700	400	5,200	-33,500
Fyzabad	10,600	600	10,000	17,500	1,700	25,800	12,100	4,000	33,900	7,300	16,200	25,033
Gonda	13,800	1,200	32,200	5,800	1,600	36,400	16,100	1,800	50,700	8,100	600	68,200
Bahraich	100	2,600	-5,500	500	3,500	-8,500	200	1,200	-9,500	2,200	600	-7,900
Sultánpur
Partágarh
Bara Banki	7,000	400	36,100	6,200	1,000	41,800	8,100	6,400	43,000	15,500	19,700	38,800

Return showing Imports and Exports of food grain into and from the North-Western Provinces and Oudh, 1896-97.

District.	Week ending 20th March 1897.		Net imports to date.	Week ending 27th March 1897.		Net imports to date.	Week ending 3rd April 1897.		Net imports to date.	Week ending 10th April 1897.		Net imports to date.
	Imports.	Exports.		Imports.	Exports.		Imports.	Exports.		Imports.	Exports.	
	Mds.	Mds.		Mds.	Mds.		Mds.	Mds.		Mds.	Mds.	
Dehra Dún
Saharanpur
Muzaffarnagar	13,242	2,323	87,806	6,758	1,991	92,663	9,930	1,301	1,01,292	9,103	4,900	1,05,495
Bolanshahr	14,100	1,400	1,28,100	8,800	800	1,36,100	5,800	500	1,41,400	1,100	3,900	1,38,600
Meerut	4,800	5,700	-13,800	4,700	1,000	-10,100	5,500	5,200	-9,800	2,000	8,400	-16,200
Aligarh	5,300	1,200	1,43,000	5,900	500	1,48,400	8,900	3,500	1,53,800	5,900	5,500	1,54,200
Muttra	18,100	1,400	32,400	14,500	6,000	40,900	6,000	5,600	41,300	5,400	12,700	34,000
Agra	3,679	...	36,873	9,210	50	46,033	4,351	...	50,384	4,625	912	54,697
Farrukhabad	21,200	4,400	80,500	13,100	6,400	87,200	11,000	7,800	90,400	26,800	400	1,16,800
Mainpuri	3,200	...	59,200	2,200	200	61,200	2,200	...	63,400	3,600	...	67,000
Etawah	100	...	13,800	800	...	14,600	1,100	...	15,600	...	400	15,200
Etah	2,200	100	23,200	400	...	23,600	600	100	24,100	2,000	100	26,000
Bareilly	...	100	2,800	...	900	1,900	400	1,000	1,300	...	4,000	-2,700
Bijnor	85,000	4,600	43,900	6,700	2,400	48,200	6,600	7,200	47,600	1,100	12,700	36,000
Budaun	7,200	200	75,900	11,200	200	86,900	9,700	700	95,900	8,400	900	103,400
Moradabad	200	300	1,900	...	100	1,800	1,800	...	300	1,500
Shahjahanpur	5,700	4,400	90,900	12,100	4,600	98,400	9,400	18,500	89,300	3,200	89,600	52,900
Pilibhit	3,387	1,497	62,526	1,098	1,085	62,539	1,131	3,802	69,868	430	6,771	53,527
Cawnpore
Patchpur	66,900	6,200	43,950	43,600	17,800	4,05,300	38,100	12,600	4,90,800	43,300	15,400	5,18,700
Handa	3,600	300	59,806	5,500	...	65,306	5,700	...	71,006	2,400	29	73,377
Hamirpur	25,100	...	1,02,900	24,600	...	1,27,500	15,500	100	1,42,900	14,300	100	1,57,100
Allahabad	900	300	18,400	2,300	400	20,300	4,300	...	24,600	2,900	...	27,400
Jhansi	25,316	638	2,16,727	12,392	1,004	228,115	24,596	465	2,52,246	18,085	547	2,69,784
Jalaun	12,600	100	55,000	9,500	700	63,800	8,700	...	72,100	13,700	100	85,700
Benares	1,882	...	18,061	4,133	635	21,559	4,615	1,472	24,702	8,511	1,565	31,648
Mirzapur	6,700	5,800	91,600	9,400	1,900	99,100	10,700	4,100	1,05,700	9,900	2,700	1,12,500
Jaunpur	9,600	1,200	39,300	3,800	200	42,900	8,700	7,600	44,000	12,300	15	56,285
Ghazipur	3,000	700	78,000	2,200	1,700	78,500	5,400	3,000	80,900	5,700	6,000	80,600
Ballia	2,600	3,900	28,600	4,100	5,000	27,700	3,600	6,500	24,800	7,500	5,200	27,100
Gorakhpur	3,748	96	3,652	5,409	694	6,367	2,200	371	10,196	4,057	2,585	11,668
Basti	3,300	4,400	3,000	5,200	8,500	-300	5,800	9,100	-3,600	2,200	15,500	-16,900
Azamgarh	1,100	10,600	-5,400	500	6,200	-11,100	200	7,100	-18,000	600	13,600	-31,000
Almora
Garhwál
Naini Tal	100	...	1,091	1,091	187	...	1,278	500	...	1,778
Lucknow
Unao	20,900	10,900	1,20,200	3,400	14,100	1,09,500	5,700	6,800	1,08,400	12,700	6,300	1,14,800
Rai Bareilly	92	...	3,329	3,329	...	86	3,243	1	128	3,116
Sitapur	4,100	1,200	1,40,800	400	200	1,41,000	1,000	500	1,41,500	1,300	200	1,42,000
Hardoi	400	8,500	-17,200	100	3,500	-20,600	300	22,400	-42,700	700	19,600	-61,600
Kheri	3,900	1,100	1,00,700	1,100	1,000	1,00,800	500	1,900	99,400	300	6,000	93,700
Fyzabad	800	3,500	-36,200	500	600	-36,300	100	1,100	-37,300	100	2,100	-39,300
Gonda	4,600	16,300	13,333	2,300	16,000	-367	2,100	1,100	-11,867	3,100	25,400	-34,167
Bahraich	6,400	2,800	61,800	3,300	1,500	63,600	5,500	1,700	67,400	1,600	2,000	67,000
Sultanpur	200	400	-8,100	100	1,100	-9,100	800	2,000	-10,300	200	3,300	-13,400
Partabgarh
Bara Banki	2,000	14,100	26,700	400	25,200	1,900	1,600	22,300	-18,700	1,700	8,500	-25,500

Return showing Imports and Exports of food grain into and from the North-Western Provinces and Oudh 1896-97.

Districts.	Week ending 17th April 1897.		Net imports to date.	Week ending 24th April 1897.		Net imports to date.	Week ending 1st May 1897.		Net imports to date.	Week ending 8th May 1897.		Net imports to date.
	Imports.	Exports.		Imports.	Exports.		Imports.	Exports.		Imports.	Exports.	
	Mds.	Mds.		Mds.	Mds.		Mds.	Mds.		Mds.	Mds.	
Dehra Dún
Sahāranpur ...	3,706	5,164	104,037	3,043	5,859	101,221	3,159	7,496	96,884	7,369	4,665	99,588
Muzaffarnagar ...	500	19,000	120,100	600	37,800	82,900	3,600	33,200	53,300	2,200	25,400	30,100
Bulandshahr	1,200	-17,400	100	25,500	-42,800	200	42,300	-84,900	...	48,800	-133,700
Meerut ...	3,800	25,500	132,500	2,800	25,300	110,000	7,000	33,300	83,700	8,000	23,000	63,700
Aligarh	34,000	2,200	30,400	5,800	5,100	47,200	-86,300	1,100	40,200	-75,400
Muttra ...	4,465	3,534	55,628	1,870	5,025	52,473	930	5,774	47,629	461	5,977	42,113
Agra ...	5,600	14,600	107,800	15,800	12,100	111,500	12,900	12,500	111,900	10,900	9,600	113,200
Farakhabad ...	2,600	400	69,200	3,600	200	72,600	5,300	1,000	76,900	1,800	1,500	77,200
Mainpuri ...	100	800	14,500	400	100	14,800	100	700	14,200	100	800	13,500
Etāwah ...	1,000	100	26,900	1,600	...	28,500	5,900	200	84,200	6,600	100	40,700
Etah	5,500	-8,200	1,600	14,400	-21,000	600	7,200	-27,600	1,000	15,600	-42,200
Bareilly ...	2,500	5,300	83,200	3,300	11,000	25,500	3,200	17,500	11,200	3,600	22,700	-7,900
Bijnor ...	800	...	104,200	500	100	104,600	3,300	100	107,800	1,200	100	108,900
Budaun	900	600	...	2,000	-1,400	...	2,700	-4,100	...	1,400	-5,500
Mordabad ...	1,900	37,900	16,300	1,200	35,200	-17,700	1,900	42,400	-58,200	1,300	38,400	-95,300
Shāhshānpur ...	454	26,040	27,941	279	19,843	8,377	75	16,601	-8,149	669	47,392	-64,673
Pilibhit
Cawnpore ...	52,700	12,400	559,000	43,300	15,800	586,500	72,000	22,500	636,000	88,700	13,500	705,200
Fatehpur ...	1,200	...	74,577	1,600	39	76,138	2,800	100	78,838	8,100	300	81,638
Bānda ...	13,400	400	170,100	13,400	500	183,000	20,100	...	203,100	24,100	100	227,100
Hamirpur ...	4,300	...	31,700	2,300	...	34,000	2,100	300	35,800	4,000	300	39,500
Allahabad ...	21,423	356	290,851	22,295	246	312,900	27,569	561	339,908	28,252	1,078	367,082
Jhānsi ...	11,800	1,000	96,500	12,900	800	108,600	22,700	200	131,100	26,300	700	156,700
Jalaun ...	7,479	3,318	35,809	5,284	...	41,093	12,388	585	52,896	12,101	215	64,782
Benares ...	17,300	3,200	127,000	17,300	1,600	142,700	132,900	800	274,800	14,300	1,100	288,000
Mirzapur ...	7,800	300	63,285	5,600	1,500	67,385	2,400	6,600	63,185	5,800	700	68,285
Jaunpur ...	5,600	4,300	81,900	700	4,200	78,400	1,100	3,600	75,900	2,800	4,600	74,100
Ghāzipur ...	10,300	6,000	31,400	3,500	3,900	31,000	6,300	5,500	31,800	4,300	4,300	31,800
Ballia ...	5,527	2,675	14,520	4,016	1,772	16,764	2,648	5,548	13,864	3,061	4,765	12,160
Gorakhpur ...	3,900	24,600	-37,600	4,000	24,000	-57,600	2,200	57,100	-112,500	4,000	60,200	-168,700
Basti	11,700	-42,700	300	15,800	-58,200	500	18,300	-76,000	200	5,100	-80,900
Azamgarh
Almora
Garhwāl ...	7,000	...	8,778	100	...	8,878	100	...	8,978	8,978
Naini Tal
Lucknow ...	8,400	6,100	117,100	9,800	3,600	123,300	10,600	4,100	129,800	7,600	2,200	133,200
Unao ...	218	5	3,329	3,329	3,329	...	316	3,013
Rae Bareli ...	1,800	2,100	142,300	900	300	142,900	700	600	143,000	300	100	143,200
Sitapur ...	400	17,100	-78,300	600	18,500	-96,200	1,200	24,900	-119,900	1,500	16,900	-135,300
Hardoi ...	300	6,800	87,200	100	3,300	84,000	3,600	800	87,300	1,600	6,200	82,700
Kheri ...	600	4,400	-43,100	600	2,200	-44,700	100	2,900	-47,500	600	7,400	-54,300
Fyzabad ...	25,400	2,700	-11,467	5,600	21,800	-27,847	5,900	16,900	-38,847	3,000	20,200	-56,047
Gonda ...	700	3,800	63,900	500	2,900	61,500	5,500	11,700	55,300	2,700	7,600	50,400
Bahraich ...	1,000	1,400	-13,800	400	9,100	-22,500	400	16,100	-38,200	...	11,700	-49,900
Sultānpur
Partābgarh
Bara Banki ...	1,900	12,700	-36,800	400	4,300	-40,200	5,700	5,700	-40,200	2,400	7,100	-44,900

Return showing Imports and Exports of food grain into and from the North-Western Provinces and Oudh, 1896-97.

Districts.	Week ending 15th May 1897.		Net imports to date.	Week ending 22nd May 1897.		Net imports to date.	Week ending 29th May 1897.		Net imports to date.	Week ending 5th June 1897.		Net imports to date.
	Imports.	Exports.		Imports.	Exports.		Imports.	Exports.		Imports.	Exports.	
	Mds.	Mds.	Mds.	Mds.	Mds.	Mds.	Mds.	Mds.	Mds.	Mds.	Mds.	
Dehra Dún
Saharanpur ...	9,127	3,343	105,372	5,409	11,548	99,233	6,202	6,887	98,548	6,969	15,088	90,429
Muzaffarnagar ...	2,600	45,600	-12,900	3,600	34,300	-43,600	3,500	36,200	-76,300	2,200	41,500	-115,600
Bulandshahr ...	1,300	51,200	-183,600	2,600	44,800	-225,800	300	53,000	-278,500	500	35,400	-313,400
Meerut ...	5,800	46,300	28,200	6,000	58,400	-24,200	6,300	29,700	-47,600	4,200	26,500	-69,900
Aligarh ...	2,800	45,400	-118,000	1,300	30,900	-147,600	5,200	49,600	-162,400	9,700	33,000	-185,700
Muttra ...	2,860	7,489	37,484	2,673	7,858	32,299	2,440	8,922	25,817	719	9,747	16,789
Agra ...	23,400	15,400	121,200	19,900	17,500	123,600	19,100	21,400	121,300	68,500	3,400	186,400
Farukhabad ...	1,000	1,900	76,300	800	500	76,600	1,500	2,400	75,700	1,300	300	76,700
Mainpuri ...	200	100	13,600	...	400	13,200	...	8,500	4,700	400	500	4,600
Etawah ...	1,700	200	42,200	2,000	1,400	42,800	1,700	1,900	42,600	1,300	4,700	39,200
Etah ...	400	14,900	-56,700	500	12,900	-69,100	600	7,600	-76,100	1,100	8,000	-83,000
Bareilly ...	4,300	25,500	-29,100	6,000	15,500	-38,600	3,300	4,200	-39,000	2,700	8,700	-45,000
Bijnor ...	1,100	200	109,800	2,400	100	112,100	1,500	200	113,400	6,300	300	119,400
Budaun	3,900	-9,400	...	1,100	-10,600	...	1,200	-11,700	...	1,100	12,800
Moradabad ...	2,100	26,600	-119,800	2,100	25,900	-143,600	3,300	20,500	-160,800	3,200	13,900	-177,500
Sháhjahánpur ...	1,601	12,426	-65,497	1,548	54,004	-117,953	88	16,643	-134,510	3,609	17,812	-148,713
Pilibhit
Cawnpore ...	75,100	18,500	761,800	105,800	20,700	846,900	76,000	30,600	892,300	71,700	29,200	934,800
Fatehpur ...	2,000	300	83,338	1,700	36	85,002	4,800	14	89,788	10,300	200	99,888
Bánda ...	21,000	200	247,900	10,300	...	258,200	24,900	200	282,900	52,000	200	334,700
Hamírpur ...	4,400	...	43,900	8,600	300	52,200	8,300	300	60,200	4,300	300	64,200
Allahabad ...	32,607	480	399,209	37,794	399	436,604	34,614	...	471,218	15,015	133	486,100
Jhánsi ...	17,200	400	173,500	29,000	100	202,400	31,200	400	233,200	20,700	500	253,400
Jalaun ...	8,133	186	72,729	8,413	80	81,062	6,715	396	87,381	11,860	20	99,221
Benares ...	19,200	1,000	306,200	18,400	1,400	323,000	16,900	1,200	338,700	22,800	1,200	360,300
Mírzapur ...	8,200	100	76,385	15,000	4,100	87,285	12,700	1,500	98,485	10,400	7,900	100,985
Jánpur ...	7,400	2,800	78,700	3,200	1,300	80,600	3,800	900	83,500	10,300	1,800	92,000
Gházipur ...	3,900	6,600	29,100	1,300	2,800	27,600	5,700	2,700	30,600	1,800	1,300	31,100
Ballia ...	3,250	6,428	8,982	355	11	9,326	7,802	5,791	11,337	1,980	122	13,075
Gorákhpur ...	3,600	51,400	-216,500	8,400	52,400	-260,500	3,800	28,000	-284,700	13,200	42,100	-313,600
Basti ...	400	12,400	-92,900	500	10,800	-103,200	300	9,900	-112,800	200	30,500	-143,100
Azamgarh
Almora
Garhwál ...	300	...	9,278	600	...	9,878	300	...	10,178	400	...	10,578
Naini Tal
Lucknow ...	13,300	700	145,800	24,100	800	169,600	17,300	1,300	186,100	15,300	800	200,600
Unao	3,013	3,013	3,013	300	...	3,313
Rae Barellí ...	400	500	143,100	3,800	300	146,600	3,500	...	150,100	2,400	...	152,500
Sitapur	23,400	-158,700	500	17,800	-176,000	100	21,000	-196,900	100	23,200	-220,000
Hardoi ...	700	3,900	79,500	1,200	2,800	77,900	1,900	2,700	77,100	2,200	1,100	78,200
Kheri ...	1,600	10,800	-63,500	600	22,200	-85,100	50	14,200	-98,800	400	16,800	-115,200
Fyzabad ...	7,300	22,400	-71,247	7,000	21,700	-85,947	4,700	14,300	-95,547	5,100	13,200	-103,647
Gonda ...	2,500	1,400	51,500	51,500	51,500	8,500	36,600	23,400
Bahraich	14,800	-64,700	100	7,600	-72,200	...	20,100	-92,300	...	26,000	-118,300
Sultánpur
Partálgarh
Bara Banki ...	6,800	4,500	-42,600	4,600	11,100	-49,100	1,400	6,400	-54,100	200	12,400	-66,300

Return showing Imports and Exports of food grains into and from the North-Western Provinces and Oudh, 1896-97.

Districts.	Week ending 12th June 1897.		Net imports to date.	Week ending 19th June 1897.		Net imports to date.	Week ending 26th June 1897.		Net imports to date.	Week ending 3rd July 1897.		Net imports to date.
	Imports.	Exports.		Imports.	Exports.		Imports.	Exports.		Imports.	Exports.	
	Mds.	Mds.	Mds.	Mds.	Mds.	Mds.	Mds.	Mds.	Mds.	Mds.	Mds.	
Dehra Dún
Sahāranpur
Muzaffarnagar	8,279	12,293	86,415	12,749	24,940	74,224	11,890	7,818	78,216	11,540	6,618	69,138
Bulandshahr	6,300	23,600	-1,32,900	11,000	17,800	-1,39,700	3,900	5,900	-1,41,100	3,600	5,700	-1,43,300
Meerut	500	36,600	-3,49,500	700	13,800	-3,62,600	...	1,300	-3,63,900	2,500	49,800	-4,11,200
Aligarh	15,100	21,300	-76,100	27,200	13,300	62,200	8,700	5,500	-59,000	7,400	30,700	-62,300
Muttra	7,700	36,900	-2,14,900	5,500	44,500	-2,53,900	3,800	16,600	-2,66,700	1,200	11,000	-2,77,500
Agra	293	14,569	2,513	1,018	12,638	-9,107	859	5,266	-13,514	433	7,540	-20,621
Farakhabad	18,200	40,600	1,64,000	14,600	23,900	1,49,700	8,100	300	1,57,500	33,200	33,600	1,52,100
Mainpuri	3,200	600	79,300	2,800	1,100	81,000	2,800	300	83,600	2,200	800	85,400
Etawah	...	200	4,400	...	1,400	3,000	100	600	2,500	...	1,400	1,100
Etah	1,400	3,900	86,700	700	3,800	33,600	2,200	1,700	-34,100	2,200	2,100	34,200
Bareilly	-30,600	300	10,500	-1,00,800	100	4,000	-1,04,700	100	6,800	-1,11,400
Bijnor	4,200	5,900	-46,700	8,800	12,900	-50,800	1,800	1,500	-50,500	43,300	17,900	-25,100
Budaun	6,200	100	1,25,500	4,200	800	1,29,400	1,600	100	1,30,900	17,400	200	1,48,100
Moradabad	...	600	-13,400	...	800	14,200	-14,200	200	100	-14,100
Shāhjahānpur	5,400	14,600	-1,86,700	6,200	13,000	-1,93,500	-1,93,500	6,200	9,900	-1,97,200
Pilibhit	3,653	18,182	-1,63,342	2,712	21,205	-1,81,835	1,462	4,570	-1,84,943	2,034	2,374	-1,85,293
Cawnpore
Fatehpur	98,000	29,500	10,03,300	1,30,200	26,800	11,06,700	60,600	23,900	11,43,400	58,000	40,200	11,61,300
Bānda	16,200	...	1,16,088	23,200	...	1,39,288	20,700	200	1,59,788	4,500	10	1,64,278
Hamirpur	53,700	...	3,88,400	55,300	...	4,43,700	5,100	100	4,48,700	53,000	800	5,00,900
Allahabad	4,300	...	68,500	1,600	...	70,100	9,600	...	79,700	13,800	700	92,800
Jhānsi	61,395	...	5,47,495	47,282	9	5,94,768	33,666	...	6,28,434	36,800	386	6,64,848
Jalaun	21,500	900	2,74,000	28,200	400	3,01,800	23,800	500	3,25,100	16,400	300	3,41,200
Benares	11,633	1	1,10,863	11,055	336	1,21,572	15,790	1,942	1,35,420	20,231	424	1,55,227
Mirzapur	39,000	600	3,98,700	17,400	1,600	4,14,500	10,000	100	4,24,400	8,300	700	4,32,000
Jaunpur	28,100	300	1,26,785	17,000	100	1,43,685	5,800	400	1,49,085	8,600	...	1,57,685
Ghāzipur	7,300	1,300	98,000	6,400	600	1,03,800	6,600	...	1,10,400	5,500	200	1,15,700
Ballia	3,800	600	84,300	3,900	3,000	85,200	100	4,000	81,300	5,400	2,600	84,100
Gorakhpur	1,725	861	13,939	4,191	5,494	12,636	5,707	4,028	14,315	7,327	9,201	12,441
Basti	8,600	16,500	-3,21,500	5,400	19,500	-3,35,600	2,700	9,400	-3,42,300	4,000	15,600	-3,53,900
Azamgarh	200	24,600	-1,67,500	100	18,600	1,86,000	1,700	8,000	-1,92,300	900	11,200	-2,02,600
Almora
Garhwāl
Naini Tal	800	...	11,878	200	...	11,578	200	...	11,778	200	...	11,978
Lucknow
Unao	25,600	300	2,25,900	26,600	1,900	2,50,600	14,400	400	2,64,600	16,500	1,900	2,79,200
Ras Bareilly	505	14	3,804	800	...	4,604	4,604	200	...	4,804
Sitapur	10,900	...	1,63,400	11,400	...	1,74,800	6,700	...	1,81,300	3,900	100	1,85,100
Hardoi	...	6,700	-2,26,700	2,100	33,500	-2,58,100	...	3,200	-2,61,300	99	8,700	-2,69,901
Kheri	1,400	300	79,800	5,100	1,000	83,400	6,200	...	89,600	2,400	100	87,300
Fyzābād	100	6,000	-1,21,100	...	6,800	-1,27,400	...	3,100	-1,30,500	...	2,000	-1,32,500
Gonda	7,000	11,000	-1,07,647	15,000	11,100	-1,03,747	12,500	13,400	-1,04,647	6,800	13,100	-1,11,447
Bahraich	14,100	32,900	4,600	13,400	4,400	13,600	5,800	3,600	15,800	22,000	4,300	38,500
Sultānpur	...	25,400	-1,43,700	...	6,000	-1,49,700	10	23,000	-1,72,690	2,000	1,400	-1,73,090
Partābgarh
Bara Banki	3,200	15,000	78,100	3,300	1,700	79,700	1,500	2,000	79,200	1,100	23,800	56,500

Return showing imports and exports of food grains into and from the North-Western Provinces and Oudh, 1896-97.

District.	Week ending 10th July 1897.		Net imports to date.	Week ending 17th July 1897.		Net imports to date.	Week ending 24th July 1897.		Net imports to date.	Week ending 31st July 1897.		Net imports to date.
	Imports.	Exports.		Imports.	Exports.		Imports.	Exports.		Imports.	Exports.	
	Mds.	Mds.	Mds.	Mds.	Mds.	Mds.	Mds.	Mds.	Mds.	Mds.	Mds.	Mds.
Dehra Dún
Saharanpur
Muzaffarnagar	14,480	8,641	88,977	8,042	4,555	92,464	5,396	5,104	92,756	2,677	3,792	91,641
Bulandshahr	1,800	6,300	-1,47,700	2,700	5,900	-1,50,900	200	6,000	-1,56,700	1,600	10,300	-1,65,400
Meerut	400	44,300	-4,55,100	...	28,200	-4,83,300	100	18,100	-5,01,300	...	38,800	-5,40,100
Aligarh	3,600	16,100	-94,800	2,500	8,700	-1,01,000	700	9,700	-1,10,000	900	16,300	-1,25,300
Muttra	3,700	66,100	-3,39,900	2,500	40,500	-3,77,900	2,400	36,200	-4,11,700	2,900	42,700	-4,51,500
Agra	1,655	10,840	-29,806	968	6,471	-35,314	480	1,050	-35,884	104	3,437	-39,217
Farrukhabad	28,600	70,500	1,10,200	9,500	19,700	1,00,000	1,900	19,400	82,500	4,000	25,500	61,000
Mainpuri	2,400	100	87,700	2,500	...	90,200	8,100	100	93,200	1,200	400	94,200
Etawah	100	2,200	-1,000	...	600	-1,600	-1,600	...	500	-2,100
Etah	3,300	1,700	35,800	2,500	400	37,900	300	500	37,700	1,400	1,000	38,100
Bareilly	600	7,700	-1,18,500	200	6,100	-1,24,400	800	9,500	-1,33,600	200	11,200	-1,44,600
Bijnor	9,100	2,900	-18,900	200	100	-18,800	4,500	2,100	-16,400	400	1,300	-17,300
Budaun	23,700	500	1,71,300	9,300	...	1,80,600	7,500	300	1,87,800	10,300	...	1,98,100
Moradabad	500	300	-13,900	100	300	-14,100	800	400	-14,200	500	200	-13,900
Shahjahanpur	3,800	7,800	-2,01,200	3,000	13,600	-2,11,600	900	9,300	-2,20,000	4,500	2,500	-2,18,200
Pilibhit	2,188	9,893	-1,92,998	3,970	2,865	-191,893	5,693	2,424	-188,524	1,100	1,200	-188,624
Cawnpore
Fatehpur	1,01,400	40,300	12,22,300	41,900	21,200	12,43,000	20,100	22,300	12,40,800	19,200	34,400	12,25,600
Banda	100	200	1,63,278	7,100	200	1,70,178	11,100	...	1,81,278	8,700	...	1,89,978
Hamirpur	25,500	...	5,26,400	28,300	...	5,54,700	16,500	100	5,71,100	17,700	...	5,88,800
Allahabad	10,100	...	1,02,900	10,300	...	1,13,200	6,200	600	1,18,800	6,700	600	1,24,900
Jhansi	42,415	291	7,06,972	33,400	47	7,40,325	31,814	640	7,71,499	21,126	217	7,92,408
Jalaun	21,000	1,400	3,60,800	21,500	1,100	3,81,200	8,200	900	3,88,500	12,100	1,500	3,99,100
Benares	21,738	...	1,76,965	12,993	357	1,89,601	8,901	606	1,47,896	12,790	...	2,16,686
Mirzapur	11,400	900	4,42,500	36,100	200	4,78,400	12,500	1,700	4,82,200	12,800	1,400	5,00,600
Jaunpur	6,100	200	1,63,585	8,400	30	1,71,955	6,100	21	1,78,034	4,900	...	1,82,934
Ghazipur	6,100	1,200	1,20,600	10,700	...	1,31,300	7,900	200	1,39,000	5,500	...	1,44,500
Ballia	5,500	1,300	88,300	3,700	2,200	89,800	900	1,500	89,200	2,500	3,000	88,700
Gorakhpur	2,456	1,840	13,057	6,431	2,800	16,688	700	3,836	13,552	2,489	2,245	13,796
Basti	6,100	19,800	-3,67,600	7,500	16,900	-3,77,000	7,200	16,100	-3,85,900	1,200	4,700	-3,89,400
Asamgarh	700	15,000	-2,16,900	...	14,000	-2,30,900	...	6,900	-2,37,800	200	31,800	-2,69,400
Almora
Garhwál	900	...	12,878	12,878	12,878	12,878
Naini Tal
Lucknow	29,700	1,100	3,07,800	16,300	800	3,23,300	13,800	1,600	3,35,500	10,800	1,700	3,44,600
Unao	1,800	...	6,604	500	...	7,104	600	...	7,704	1,600	...	8,304
Rae Bareilly	10,000	100	1,95,000	6,800	100	2,01,700	9,900	...	2,11,600	10,500	400	2,21,700
Sitapur	300	11,600	-2,81,301	100	5,300	-2,86,401	...	5,400	-2,91,801	...	251	-2,92,052
Hardoi	14,300	40	1,01,200	6,400	200	1,07,400	4,300	400	1,11,300	2,000	200	1,13,100
Kheri	...	3,100	-1,35,600	-1,35,600	...	1,800	-1,37,400	...	1,800	-1,39,200
Fyzabad	8,400	15,600	-1,18,647	10,200	10,600	-1,19,047	8,000	7,100	-1,23,147	1,000	4,300	-1,26,447
Gonda	2,300	6,600	30,200	13,300	7,400	36,100	5,000	1,800	39,300	3,200	10,400	32,100
Bahraich	100	12,900	-1,84,890	...	2,900	-1,87,790	...	3,300	-1,91,090	...	900	-1,91,990
Sultánpur
Partágarh
Bara Banki	400	5,100	51,800	1,000	5,100	47,700	800	1,100	47,400	...	11,800	35,600

(250)

Return showing Imports and Exports of food grain into and from the North-Western Provinces and Oudh, 1896-97.

District.	Week ending 7th August 1897.			Week ending 14th August 1897.			Week ending 21st August 1897.			Week ending 28th August 1897.		
	Imports.	Exports.	Net imports to date.	Imports.	Exports.	Net imports to date.	Imports.	Exports.	Net imports to date.	Imports.	Exports.	Net imports to date.
	Mds.	Mds.	Mds.	Mds.	Mds.	Mds.	Mds.	Mds.	Mds.	Mds.	Mds.	Mds.
Dehra Dún
Sahāranpar	1,223	7,336	85,528	1,219	8,242	78,505	1,088	8,030	71,563	2,225	6,939	66,849
Muzaffarnagar	1,800	9,500	-1,73,100	800	16,100	-1,88,400	800	2,200	-1,89,800	2,300	47,100	-2,34,600
Bulandshahr	...	36,300	-5,76,400	...	31,500	-6,07,900	1,300	36,000	-6,42,600	500	84,800	-6,76,900
Meerut	400	23,700	-1,48,600	600	20,200	-1,68,200	1,800	28,000	-1,94,400	1,700	22,700	-2,15,400
Aligarh	1,900	50,000	-4,99,600	3,500	59,800	-5,55,900	2,000	48,700	-6,02,600	3,100	40,100	-6,39,600
Muttra	552	6,551	-45,216	874	11,845	-56,187	986	5,096	-60,297	1,090	3,728	-62,935
Agra	3,300	21,000	43,300	13,900	15,500	47,700	4,300	15,700	36,300	13,500	17,100	32,700
Farukhabad	2,900	1,300	95,800	1,100	6,100	90,800	1,400	3,200	89,000	1,800	1,600	89,200
Mainpuri	-2,100	...	200	-2,300	...	2,000	-4,300	...	2,800	-7,100
Etāwah	100	1,400	36,800	...	200	36,600	100	5,600	31,100	...	500	30,600
Etah	200	16,100	-1,60,500	...	4,500	-1,65,000	200	10,900	-1,75,700	100	5,300	-1,81,400
Bareilly	2,400	5,400	-20,300	2,300	2,900	-20,900	700	500	-20,700	2,500	5,200	-23,400
Bijnor	5,500	300	2,03,300	4,300	...	2,07,600	6,700	400	2,13,900	4,100	300	2,17,700
Budaun	...	600	-14,500	...	1,400	-15,900	100	700	-16,500	100	1,000	-17,400
Moradabad	2,800	23,700	-2,39,100	2,300	12,000	-2,48,800	3,200	7,600	-2,53,200	6,100	6,700	-2,53,800
Shāhjāhānpur	1,600	1,400	-1,83,624	1,600	6,400	-1,93,224	1,700	2,600	-1,94,124	1,800	3,000	-1,95,324
Pilibhit
Cawnpore	25,800	28,100	12,23,300	42,000	27,600	12,37,700	42,800	22,100	-12,58,400	18,000	23,100	12,50,300
Fatehpur	6,000	200	1,95,778	4,900	...	2,00,678	5,800	...	2,06,478	7,800	...	2,14,278
Bānda	9,500	...	5,98,300	10,800	...	6,09,100	6,000	...	6,15,100	9,500	...	6,24,600
Hamirpur	3,700	...	1,28,600	1,100	...	1,29,700	4,500	...	1,34,200	4,400	...	1,38,600
Allahabad	24,396	182	8,16,622	21,339	974	8,36,987	35,847	258	8,72,576	24,025	537	8,96,064
Jhānsi	9,700	300	4,08,500	9,900	300	4,18,100	11,100	200	4,29,000	10,400	600	4,38,800
Jalaun	9,394	...	2,20,080	10,445	214	2,30,311	6,413	...	2,36,724	4,917	359	2,41,282
Benares	10,300	700	5,10,200	16,600	200	5,26,400	18,000	1,300	5,43,100	6,300	100	5,44,300
Mirzapur	4,300	...	1,87,234	8,400	400	1,95,234	5,600	...	2,00,834	4,100	300	2,04,634
Jaunpur	6,400	...	1,50,900	12,300	...	1,63,200	8,000	200	1,71,000	2,800	200	1,73,600
Ghāziपुर	2,300	800	40,200	6,660	400	46,400	3,500	100	49,800	300	300	49,800
Ballia	3,279	1,186	15,889	224	121	15,992	1,098	204	16,886	298	454	16,733
Gorakhpur	6,400	9,100	-3,92,100	5,400	8,700	-3,95,400	1,100	200	-3,94,500	300	400	-3,94,600
Basti	200	10,500	-2,79,700	100	11,600	-2,91,200	...	12,000	-3,03,200	...	4,600	-3,07,800
Azamgarh
Almora
Garhwāl	12,878	400	...	13,278	13,278	13,278
Naini Tal
Lucknow	14,400	700	3,58,300	14,700	700	3,72,300	11,600	6,700	3,77,200	13,400	1,300	3,80,300
Unao	300	...	9,604	700	...	10,304	1,700	...	12,004	500	100	12,404
Rai Bareilly	3,100	...	2,24,800	4,600	...	2,29,400	10,900	...	2,40,300	9,600	...	2,49,900
Sitapur	...	8,900	-3,00,952	...	14,000	-3,14,952	...	14,700	-3,29,652	...	8,500	-3,38,152
Hardoi	2,800	100	1,15,800	2,100	100	1,17,800	200	400	1,17,800	1,100	300	1,18,400
Kheri	...	2,700	-1,41,900	...	2,200	-1,44,100	...	2,800	-1,46,900	...	3,100	-1,50,000
Fyzabad	1,500	5,200	-1,30,147	3,300	4,800	-1,81,647	5,700	3,400	-1,23,347	4,200	3,400	-1,28,547
Gonda	1,800	5,300	28,600	2,400	19,100	11,900	4,800	7,300	9,400	3,900	5,000	8,300
Bahraich	...	23,000	-2,14,950	...	3,500	-2,18,490	...	1,300	-2,19,790	100	6,900	-2,26,590
Sultānpur
Fartābgarh
Bara Banki	...	10,200	25,400	...	12,300	12,100	...	15,800	-3,700	...	16,100	-19,800

Return showing Imports and Exports of food grain into and from the North-Western Provinces and Oudh, 1896-97.

District.	Week ending 4th September 1897.			Week ending 11th September 1897.			Week ending 18th September 1897.			Week ending 25th September 1897.			Net imports to date.
	Imports.	Exports.	Net imports to date.	Imports.	Exports.	Net Imports to date.	Imports.	Exports.	Net imports to date.	Imports.	Exports.	Net imports to date.	
	Mds.	Mds.	Mds.	Mds.	Mds.	Mds.	Mds.	Mds.	Mds.	Mds.	Mds.	Mds.	
Dehra Dún
Sahāranpur	2,018	9,737	59,130	4,271	4,711	58,690	1,374	885	59,179	1,590	8,232	52,537	...
Muzaffarnagar	2,300	47,100	-2,79,400	3,500	13,900	-2,89,800	500	18,900	-3,08,200	1,100	9,600	-3,10,700	...
Bulandshahar	800	25,800	-7,01,900	800	29,300	-7,30,400	800	18,100	-7,48,200	1,600	16,000	-7,62,600	...
Meerut	3,100	17,000	-2,29,300	5,700	30,800	-2,54,400	5,400	23,200	-2,72,200	2,500	15,500	-2,85,200	...
Aligarh	1,700	30,700	-6,68,600	1,400	20,300	-6,87,500	2,100	32,100	-7,17,500	2,900	31,900	-7,45,300	...
Muttra	1,520	4,188	-65,603	877	3,997	-68,723	400	5,554	-73,877	3,600	6,469	-76,746	...
Agra	5,400	8,700	-36,000	5,000	12,400	-43,400	6,700	11,200	-47,900	6,700	11,500	-52,700	...
Farukhabad	700	1,200	88,700	1,800	1,200	89,300	1,300	1,100	80,500	1,900	2,100	89,300	...
Mainpuri	...	2,700	-9,800	100	1,800	-11,500	100	600	-12,000	...	400	-12,400	...
Etāwah	800	6,200	24,700	100	2,700	22,100	...	600	21,500	...	204	3,500	...
Etah	700	3,600	-1,84,300	200	2,600	-1,86,700	100	4,100	-1,90,700	100	6,100	-1,96,700	...
Bareilly	1,100	2,700	-25,000	300	1,500	-26,200	6,300	2,100	-22,000	3,900	1,100	-19,200	...
Bijnor	900	600	2,18,000	800	400	2,18,400	5,900	...	2,24,300	1,700	100	2,25,900	...
Budaun	200	200	-17,400	100	200	-17,500	100	100	-17,500	100	2,500	-19,900	...
Moradabad	1,400	1,100	-2,53,500	6,100	8,700	-2,56,100	3,900	5,300	-2,57,500	3,100	4,700	-2,59,100	...
Shāhjāhanpur	2,000	800	-1,94,124	1,000	4,500	-1,97,624	1,100	2,700	-1,99,224	1,800	3,900	-2,01,324	...
Pilibhit
Cawnpore	11,100	22,200	12,45,200	7,800	19,600	12,33,400	4,000	15,800	12,21,600	14,700	12,100	12,24,200	...
Fatehpur	3,500	...	2,17,778	1,300	500	2,18,578	1,400	29	2,19,949	5,800	...	2,25,749	...
Bānda	6,100	...	6,30,700	8,400	800	6,38,900	4,200	2,400	6,40,100	3,400	1,800	6,41,700	...
Hanāmpur	4,500	...	1,43,100	2,700	...	1,45,800	2,300	...	1,48,100	800	...	1,48,400	...
Allahabad	12,777	252	9,08,589	9,337	599	9,17,327	9,400	1,200	9,25,527	9,174	625	9,34,076	...
Jhānsi	7,500	...	4,46,300	2,900	400	4,48,870	3,100	700	4,51,200	16,400	1,000	4,66,600	...
Jalaun	7,929	113	2,49,098	6,715	...	2,55,813	4,176	104	2,59,885	6,660	559	2,65,986	...
Benares	10,800	100	5,60,000	8,700	300	5,68,400	19,800	600	5,87,600	18,500	1,100	6,05,000	...
Mirzapur	5,100	800	2,08,934	3,400	600	2,11,734	2,800	300	2,14,234	7,400	1,000	2,20,634	...
Jaunpur	900	1,300	1,73,200	2,000	400	1,74,800	1,400	...	1,76,200	4,200	...	1,80,400	...
Ghāzipur	1,400	...	51,200	6,100	...	57,300	4,800	...	62,100	15,800	100	77,800	...
Ballia	456	206	16,983	297	251	17,029	285	900	16,414	...	251	16,163	...
Gorakhpur	5,100	2,900	-3,92,400	2,700	7,800	-3,97,500	5,200	1,400	-3,93,700	900	700	3,93,900	...
Basti	...	7,000	-3,14,800	...	9,400	-3,24,200	100	5,100	-3,29,200	...	4,000	-3,34,100	...
Azamgarh
Almora
Gorhāl	13,278	13,275	13,278	13,278	...
Naini Tal
Lucknow	7,500	3,200	3,93,600	10,400	1,200	4,02,800	15,500	1,300	4,17,000	18,100	1,200	4,33,900	...
Unao	400	...	12,804	12,804	12,804	12,804	...
Rae Bareilly	6,900	...	2,56,800	3,200	200	2,59,800	1,600	500	2,60,900	2,500	600	2,62,800	...
Sitapur	...	8,500	-3,46,652	...	16,500	-3,63,152	200	4,200	-3,67,152	...	7,800	-3,74,952	...
Hardoi	600	100	1,18,900	800	1,200	1,18,500	110	300	1,18,310	600	1,400	1,17,510	...
Kheri	...	3,000	-1,53,000	...	3,200	-1,56,200	...	3,400	-1,59,400	...	4,000	-1,63,400	...
Fyzabad	400	2,500	-1,30,647	600	2,000	1,32,047	200	2,400	-1,34,247	2,200	1,700	-1,33,746	...
Gonda	2,300	5,500	-5,100	1,600	2,700	4,000	...	100	3,900	4,900	3,600	5,200	...
Bahraich	...	1,200	-2,27,790	...	900	-2,28,690	...	3,700	-2,32,390	...	1,600	-2,33,990	...
Sultānpur
Partāgarh
Bara Banki	...	12,300	-32,100	...	11,000	-43,700	...	9,800	-53,500	...	9,900	-63,400	...

Return showing Imports and Exports of food grain into and from the North-Western Provinces and Oudh, 1896-97.

District.	Week ending 2nd October 1897.		Net imports to date.	Week ending 9th October 1897.		Net imports to date.	Week ending 16th October 1897.		Net imports to date.	Week ending 23rd October 1897.		Net imports to date.	Week ending 30th October 1897.		Net imports to date.
	Imports.	Exports.		Imports.	Exports.		Imports.	Exports.		Imports.	Exports.		Imports.	Exports.	
	Mds.	Mds.		Mds.	Mds.		Mds.	Mds.		Mds.	Mds.		Mds.	Mds.	
Dehra Dún
Sahāranpur	2,941	11,772	43,706	1,268	21,644	23,330	2,519	30,075	-4,226	2,376	19,628	-21,478	1,462	1,826	-21,842
Muzaffarnagar	700	18,700	-328,700	600	10,400	-338,500	200	12,200	-350,500	...	2,700	-353,200	1,300	8,700	-360,200
Bulandshahr	...	7,400	-771,000	1,000	19,200	-789,200	...	4,900	-794,100	1,000	13,100	-806,200	700	8,200	-813,700
Meerut	2,300	17,700	-300,600	5,000	10,500	-306,100	1,000	7,100	-312,200	16,300	17,000	-312,900	9,600	4,400	-307,700
Aligarh	3,00	238	-743,138	3,000	29,000	-769,138	4,600	47,900	-812,438	8,200	42,000	-844,238	7,400	22,000	-861,438
Muttra	1,180	7,225	-82,791	2,541	7,016	-87,266	250	532	-87,548	1,533	6838	-92,853	3,015	6,312	-96,150
Agra	8,500	9,300	-53,500	7,100	24,600	-71,000	9,100	25,000	-86,900	5,100	24,900	-106,700	9,300	14,600	-112,000
Farukhabad	2,100	2,100	89,300	500	7,700	82,100	4,700	600	86,200	200	2,900	83,500	83,500
Mainpuri	...	700	-13,100	100	1,100	-14,100	200	200	-14,100	-14,100	700	600	-14,000
Etawah	100	1,200	17,100	100	3,300	14,900	300	4,200	11,000	1,300	2,000	10,300	500	5,200	6,600
Etah	300	5,400	-201,800	200	3,200	-204,800	200	2,600	-207,100	200	4,300	-211,200	200	1,300	-212,300
Bareilly	800	100	-18,500	7,000	2,600	-14,100	9,700	2,000	-6,400	1,900	2,700	-7,208	3,500	9,500	-13,200
Bijnor	2,900	100	228,700	2,400	400	-230,700	400	400	230,700	230,700	-230,700
Budann	...	400	-20,300	...	900	-21,200	200	1,600	-22,600	...	200	-22,800	-22,800
Moradabad	4,100	3,300	-258,300	3,700	5,100	-259,700	3,100	6,700	-263,300	3,300	8,600	-268,600	1,900	8,400	-274,100
Shāhjahanpur	1,300	1,200	-201,224	1,100	1,400	-201,524	1,500	2,100	-202,124	-202,124	-202,124
Pilibhit
Cawnpore	16,800	12,700	1,228,300	23,800	13,000	1,239,100	24,000	11,700	1,251,400	22,900	9,500	1,264,800	24,200	17,300	1,271,700
Fatehpur	4,100	400	229,449	5,400	8	234,841	7,200	200	241,841	5,700	100	247,441	247,441
Bānda	3,200	2,100	642,800	7,400	900	649,300	6,300	300	655,300	6,300	100	661,500	10,200	300	6,71,400
Hāmīrpur	1,500	200	149,700	4,000	700	153,000	2,900	1,500	154,400	500	300	154,600	154,600
Allahabad	18,887	1,215	951,548	17,831	184	969,195	19,753	2,691	986,257	19,142	1,077	1,004,322	13,608	2,060	1,015,860
Jhānsi	12,400	800	478,200	7,800	1,300	484,700	7,400	1,700	490,400	8,100	1,800	496,700	7,200	2,400	501,500
Jalann	7,780	574	278,192	8,585	161	281,616	7,151	104	288,663	3,958	726	291,895	2,071	800	293,666
Benares	21,500	200	626,300	20,100	400	646,000	25,600	1,400	670,200	304	7	670,497	35,000	600	704,897
Mirzapur	4,700	300	225,034	7,000	400	231,634	5,600	600	236,634	7,100	100	243,634	243,634
Jaunpur	4,500	200	184,700	5,100	...	189,800	12,000	...	201,800	19,800	200	221,400	12,300	300	233,400
Ghāzipur	1,800	...	79,600	12,600	500	91,700	13,500	800	104,400	193	900	108,693	8,570	100	112,093
Ballia	2,100	1,004	17,259	3,760	2,690	18,829	1,400	80	19,649	575	350	19,874	4,382	...	24,256
Gorakhpur	...	300	-394,200	200	200	-394,200	-394,200	-394,200	-394,200
Faati	...	4,100	-338,200	...	2,400	340,600	100	6,800	-347,300	...	5,300	-352,600	...	9,400	-362,000
Asamgarh
Almora
Garhwāl	13,278	13,278
Naini Tal
Luoknow	12,500	2,400	444,000	12,300	600	455,700	15,400	3,200	467,900	10,600	1,300	477,200	4,77,200
Uvae	12,804	12,804	12,804
Rae Barell	6,800	300	269,800	8,900	400	277,800	6,200	700	283,300	2,700	600	285,400	285,400
Sitapur	100	10,900	-385,752	100	7,800	-393,452	99	5,400	-398,701	200	9,700	-408,201	-408,201
Hardoī	500	100	117,910	1,200	800	118,310	300	2,400	118,210	100	3,300	118,010	...	1,500	111,510
Kheri	...	2,500	-165,900	...	3,500	-169,400	...	3,300	-172,700	...	3,100	-175,800	...	4,800	-180,600
Fyzabad	500	2,200	-135,447	3,900	1,400	-132,947	3,600	4,100	-133,447	1,800	9,200	-147,847	800	7,500	-147,847
Gonda	3,300	200	8,300	8,300	6,300	4,500	10,100	17,000	85,200	-58,100	-58,100
Bahraich	...	300	-234,290	...	3,100	-237,990	...	1,400	-238,790	-238,790	...	4,000	-242,790
Sultānpur
Partāgarh
Bara Banki	100	8,700	-72,000	...	5,000	-77,000	400	11,200	-87,800	100	8,200	-95,900	500	6,900	-102,200

Statement showing incidence of total reported crime per 10,000 of population
September 1896 to

Districts.	Total crime reported as shown in column 4, Statement A, Part I, excluding Serials 57 and 59											
	October 1896.	November 1896.	December 1896.	January 1897.	February 1897.	March 1897.	April 1897.	May 1897.	June 1897.	July 1897.	August 1897.	September 1897.
Meerut	363	338	294	391	308	406	247	227	307	433	418	338
Dehra Dún	45	42	60	75	45	64	73	76	62	57	60	63
Sahāranpur	266	394	453	410	364	398	295	273	377	484	456	294
Muzaffarnagar	256	282	338	341	275	389	223	257	270	349	390	230
Bulandshahr	266	271	346	385	286	332	152	196	272	405	408	283
Aligarh	363	426	476	549	396	386	256	286	367	613	626	291
Total of Meerut Division...	1,559	1,803	1,967	2,151	1,674	1,975	1,246	1,315	1,656	2,341	2,358	1,499
Agra	420	425	572	558	429	467	343	447	492	642	601	291
Muttra	260	218	270	319	211	239	174	312	247	319	392	170
Etāwah	242	213	221	435	296	258	221	211	257	406	320	196
Mainpuri	312	270	344	357	273	259	187	238	299	402	367	196
Farukhabad	384	321	391	424	336	391	244	330	341	510	456	264
Etah	329	260	361	428	284	298	232	245	347	444	395	235
Total of Agra Division ...	1,947	1,707	2,159	2,521	1,829	1,852	1,371	1,783	1,983	2,723	2,441	1,352
Bareilly	377	397	419	508	439	384	313	336	389	549	602	394
Bijnor	190	228	311	338	273	344	138	185	259	404	319	172
Moradabad	397	460	519	587	450	433	295	323	428	573	570	367
Budann	316	278	427	472	367	359	236	312	372	485	344	260
Shāhjahānpur	368	341	353	597	422	313	263	284	392	512	546	349
Pilibhit	248	228	274	347	275	225	143	183	263	350	455	248
Total of Bareilly Division ...	1,896	1,392	2,303	2,849	2,226	2,058	1,388	1,623	2,103	2,873	2,836	1,790
Allahabad	842	837	1,124	1,274	843	622	435	606	804	1,192	1,378	883
Cawnpore	703	652	817	892	665	578	366	437	561	734	698	498
Fatehpur	439	418	484	626	522	310	213	269	353	509	501	320
Bānda	680	551	566	770	589	450	333	325	338	388	454	301
Hamīrpur	367	318	330	449	335	283	194	236	345	460	448	288
Jhānsi	38	43	36	92	131	104	70	83	53	85	83	77
Jalaun	271	260	291	381	302	310	225	255	265	397	391	232
Total of Allahabad Division...	3,340	3,479	3,648	4,484	3,387	2,657	1,836	2,211	2,739	3,766	3,951	2,599
Benares	446	441	504	941	468	378	175	271	525	598	543	419
Mirzapur	609	519	668	834	578	325	234	424	594	803	631	543
Jaunpur	535	493	650	584	425	263	274	434	576	985	771	657
Ghāziपुर	402	364	456	565	391	280	261	308	461	607	428	315
Ballia	197	345	375	452	265	213	195	200	294	461	392	287
Total of Benares Division...	2,189	2,162	2,653	3,376	2,127	1,459	1,189	1,637	2,450	3,454	2,765	2,221
Gorakhpur	812	927	816	1,477	994	631	568	818	1,020	1,271	1,149	668
Basti	526	615	714	767	473	352	294	428	552	885	685	454
Azamgarh	747	787	828	982	679	393	440	668	1,012	1,413	981	512
Total of Gorakhpur Division ...	2,085	2,329	2,358	3,226	2,146	1,376	1,302	1,914	2,593	3,569	2,815	1,634
Total of N.-W. Provinces ex- cluding Kumaun Division.	13,016	13,412	15,088	18,007	13,389	11,377	8,332	10,483	13,523	18,726	17,166	11,096
Lucknow	599	539	739	846	673	501	423	553	655	980	635	589
Unao	721	813	1,011	1,160	792	586	369	518	674	1,033	781	450
Rae Bareilly	530	518	722	916	692	386	357	437	565	794	847	555
Sitapur	885	938	1,124	1,090	854	784	650	727	1,173	1,653	1,259	831
Hardoi	813	845	934	1,138	1,023	619	485	669	945	1,312	1,125	666
Kheri	433	470	505	626	522	434	292	317	514	789	698	498
Total of Lucknow Division...	3,931	4,123	5,035	5,776	4,556	3,310	2,576	3,221	4,526	6,561	5,405	3,589
Fyzabad	493	544	657	681	406	297	309	298	438	728	618	347
Bahraich	401	463	625	738	513	425	282	397	593	793	786	592
Gonda	462	682	729	669	578	455	306	466	596	784	723	475
Sultānpur	368	445	690	610	428	216	228	287	366	719	636	372
Partāgarh	469	427	615	785	631	458	275	404	472	755	843	527
Bara Banki	538	636	780	677	497	385	296	424	472	728	620	359
Total of Fyzabad Division...	2,731	3,197	4,096	4,160	3,053	2,237	1,696	2,276	2,937	4,507	4,226	2,672
Total of Oudh	6,662	7,320	9,131	9,936	7,609	5,547	4,272	5,497	7,463	11,068	9,631	6,261
Government Railway Police, Central Section, Allahabad.	129	130	123	183	141	113	115	105	124	64	165	157
Government Railway Police, Northern Section, Lucknow.	95	96	88	120	104	101	89	102	105	113	89	85
Government Railway Police, Southern Section, Jhānsi.	32	25	28	40	68	55	55	51	57	65	62	45
Total of Government Railway Police.	256	251	239	343	313	269	259	248	286	342	316	297
GRAND TOTAL	19,934	20,983	24,458	28,886	21,311	17,193	12,863	16,238	21,272	30,136	27,113	17,643

DIX XI.

shown in column 4, Crime Statement A, Part I (excluding Serials 57 and 58) from 1st 31st August 1897.

Incidence of crime on 10,000 of population.												Remarks.
October 1896.	November 1896.	December 1896.	January 1897.	February 1897.	March 1897.	April 1897.	May 1897.	June 1897.	July 1897.	August 1897.	September 1897.	
2.6	2.78	2.11	2.81	2.21	2.91	1.77	1.63	2.2	3.11	3	2.42	
2.67	2.49	3.56	4.46	2.67	3.80	4.34	4.51	3.68	3.38	3.56	3.74	
2.65	3.93	4.52	4.09	3.63	3.97	2.94	2.72	3.76	4.83	4.55	2.94	
3.3	3.6	4.4	4.4	3.5	5	2.8	3.3	3.4	4.5	5	2.90	
2.81	2.85	3.64	4.05	3.01	3.49	1.61	2.06	2.86	4.26	4.29	2.98	
2.47	4.08	4.55	5.28	3.79	3.7	2.45	2.74	3.51	5.87	6	2.76	
2.94	3.38	3.51	4.04	3.12	3.71	2.34	2.47	3.11	4.39	4.43	2.81	
4	4	5	5	4	4	3	4	4	6	6	2.00	
3.6	3	3.8	4.4	2.9	3.3	2.4	4.3	3.4	4.4	4.2	2.30	
3	3	3	6	4	4	3	3	4	6	4	3.00	
4	3.5	4.5	4.6	3.5	3.3	2.4	3.1	3	5.2	4.8	2.50	
4	4	4	5	4	4	3	4	4	6	5	3.00	
4.68	3.71	5.14	6.09	4.04	4.24	2.87	3.48	4.94	6.32	5.62	3.34	
4.08	3.58	4.53	5.29	3.84	3.68	2.88	3.74	4.16	5.71	5.31	2.84	
3.62	3.81	4.02	4.88	4.21	3.68	3	3.22	3.68	5.27	5.78	3.78	
2.39	2.87	3.92	4.26	3.44	4.34	1.74	2.33	3.26	5.11	4.02	2.17	
3	3	4	4	3	3	2	2	3	4	4	3.00	
3	3	5	5	4	4	3	3	4	5	4	3.00	
4	3.71	3.84	6.49	4.59	3.46	2.86	3	4.26	5.57	5.94	4.00	
5.11	4.69	5.64	7.14	5.66	4.61	2.94	3.77	5.41	7.21	9.35	5.11	
3.55	3.62	4.31	5.33	4.17	3.85	2.60	3.04	3.93	5.36	5.31	3.35	
5	6	7	8	5	4	3	4	5	8	9	6.00	
5	5	6	7	5	4	3	3	4	9	5	4.00	
6	5	6	8	7	4	3	3	5	7	7	4.00	
10	8	8	11	8	6	4	4	4	5	6	4.00	
7	6	6	9	7	6	4	5	7	9	9	6.00	
1	1	1	3	4	3	2	2	1	2	2	2.21	
7.48	7.17	8.04	10.51	8.33	8.55	6.21	7.04	7.86	10.96	10.79	6.41	
5.80	6.04	6.34	7.79	5.88	4.62	3.19	3.84	4.76	6.54	6.86	4.51	
4.9	4.8	5.5	10.3	5.1	4.2	1.9	2.9	5.8	6.5	5.9	4.60	
5.24	4.46	5.75	7.18	4.97	2.79	2.44	3.65	5.11	6.91	5.43	4.67	
4.23	3.89	5.14	4.61	3.35	2.08	2.16	3.43	4.55	7.78	6.09	5.19	
3.31	3.54	4.44	5.56	3.81	2.72	2.53	3	4.49	5.91	4.17	3.10	
1.9	3.4	3.7	4.5	2.6	2.1	1.9	2.01	2.9	4.6	3.9	2.80	
4.08	4.03	4.94	6.29	3.96	2.72	2.21	3.05	4.56	6.43	5.15	4.14	
2.71	3.09	2.72	4.93	3.31	2.11	1.81	2.73	3.44	4.24	3.83	2.23	
2.94	3.44	3.88	4.29	2.64	1.96	1.64	2.39	3.9	4.94	3.83	2.54	
4	4	5	5	4	2	2	4	6	8	5	2.96	
3.20	3.58	3.62	4.96	3.30	2.11	2.00	2.94	3.98	5.48	4.33	2.51	
3.93	4.05	4.53	5.63	4.06	3.44	2.52	3.17	4.09	5.66	5.19	3.32	
7	6	9	10	8	6	5	7	8	13	8	7.00	
7.56	8.52	10.61	12.16	8.31	6.14	3.87	5.43	7.06	10.83	8.19	4.71	
5.11	5	6.96	8.8	6.6	3.7	3.4	4.2	5.4	7.6	8.1	5.35	
7.76	8.72	10.45	10.13	7.94	7.29	6.04	6.76	10.9	15.37	11.7	7.73	
7.3	7.5	8.3	10.2	9.1	5.5	4.3	6	8.4	11.7	10.1	5.90	
4.79	5.21	5.58	6.92	5.77	4.81	3.23	3.51	5.68	8.73	7.72	5.51	
6.71	7.04	8.60	9.86	7.78	5.65	4.40	5.50	7.73	11.23	9.23	6.13	
4.05	4.47	5.39	5.59	3.33	2.44	2.53	2.44	3.59	5.98	5.07	2.85	
4.01	4.63	6.25	7.37	5.13	4.25	2.82	3.97	5.93	7.92	7.85	5.91	
3.16	4.6	4.99	5.9	3.9	3.1	2.09	3.1	4.08	5.3	4.9	3.25	
3.4	4.1	6.4	5.6	3.9	2	2.1	2.6	3.4	6.6	5.9	3.40	
5.14	4.68	6.75	8.61	6.92	5.02	3.01	4.43	5.18	8.23	9.25	5.78	
4	5	6	5	4	3	2	3	4	6	5	3.00	
4.02	4.71	6.03	6.12	4.49	3.29	2.50	3.35	4.32	6.63	6.22	3.93	
5.27	5.79	7.30	7.93	6.01	4.38	3.38	4.35	5.90	8.76	7.70	4.95	
Incidence of crime on population cannot be given for the Government Railway Police.												
...	
4.36	4.37	5.35	6.32	4.66	3.76	2.81	3.55	4.65	6.59	5.93	3.86	

Return of cases of rioting and unlawful

District.	Reported as shown in														
	October.			November.			December.			January.			February.		
	1894.	1895.	1896.	1894.	1895.	1896.	1894.	1895.	1896.	1895.	1896.	1897.	1895.	1896.	1897.
N.-W. PROVINCES.															
Meerut	...	2	2	...	1	1	2	1	7	...	2	1	1	3	...
Dehra Dún	...	1	1
Sahāranpur	1	...	2	1	...	2	1	...	2
Muzaffarnagar	...	3	3	...	2	1	1	1
Bulandshahr	...	3	4	1	...	2	1	1	1	2	2	...	1	2	2
Aligarh	...	1	4	...	2	1	3	2	3	3	4	...	1
Agra	...	2	4	...	1	3	1	2	2	2	1	2	...	1	1
Muttra	...	1	1	1	1	2
Etāwah	1	1	2	1	1	2
Mainpuri	1	...	2	1	...	1	2	...	2
Farakhabad	...	2	2	5	...	1	5	1	1	3	1	1	1	1	2
Etah	...	1	2	3	1	2	3	...	3	1	1	2	1
Bareilly	...	1	1	4	2	2	3	...	2	3	...	1	4
Bijnor	1	3	2
Moradabad	...	1	1	3	1	1	3	1	1	1	2	...	2
Budaun	...	2	4	2	2	2	3	...	1	1	2	...	2	1	3
Shāhshānpur	...	3	2	5	3	2	6	1	1	2	4	1	1	...	3
Pilibhit	1	...	1	...	1	...	1	2	5
Allahabad	...	1	5	2	3	9	...	4	7	4	8	8	3	3	4
Cawnpore	1	1	1
Fatehpur	1	5	1	4	...	1	3	1	2	...	1	1	...
Bānda	...	1	3	3	1	...	4	1	1	2	...	1	...	2	4
Hamirpur	1	1	2	1
Jhānsi	2	1
Jalān	...	1	2	1
Benares	...	2	4	...	2	5	2	2	1
Mirzapur	...	3	1	2	...	1	1	2	1	1
Jaunpur	1	2	2	1
Ghāzipur	2	1	2	2	1	1	...	1	4	1	1	2	1
Ballia	...	1	3	3	4	3	3	1	2	2	1	2	3	5	1
Gorakhpur	...	3	2	2	...	1	2	1	2	3	4	3	3	4	4
Basti	...	3	...	3	3	1	1	...	1	2	1	...	1	4	1
Azamgarh	...	2	4	...	2	2	2	2	1	...	1	...	2
Total of N.-W. Provinces, excluding Kumaun Division.	38	52	59	32	44	44	23	35	42	45	35	26	40	39	36
OUDH.															
Lucknow	...	2	1	...	1	2	2	1	1	1
Unao	...	4	2	1	2	1	...	1	...	1	1	...	1	...	1
Rae Bareli	2	2	2	2	4	1	1	2	2	1	3	3
Sitapur	...	6	6	...	2	...	3	4	...	3	1	...	1	1	3
Hardoi	3	2	...	1	1	...	1	1	3	2	...
Kheri	...	2	3	1	1	1	3	2	1	1	1	1
Fyzabad	...	1	5	1	3	1	...	1	3	1	1	1	3	...	2
Bahraich	...	3	1	4	...	5	2	1	1	...	1	...	1
Gonda	...	1	1	...	1	1	1	...	1	6	...	3	...
Sultānpur	...	2	2	1	1	3	2	...	2	2
Partābgarh	2	1	2
Bara Banki	...	1	4	3	2	2	3	3	2	2	3	2	1	7	2
Total of Oudh	22	25	16	17	20	19	18	12	10	9	14	9	20	13	13
Government Railway Police, Central Section, Allahabad.
Government Railway Police, Northern Section, Lucknow.	1	1	2
Government Railway Police, Southern Section, Jhānsi.
Total of Government Railway Police.	1	1	2
GRAND TOTAL	61	77	75	49	64	63	41	47	52	54	50	35	60	52	51

assembly, class I, Serial 6, in Crime Statement A, Part I—(continued).

column 4, Statement A.

March.			April.			May.			June.			July.			August.			September.		
1895.	1896.	1897.	1895.	1896.	1897.	1895.	1896.	1897.	1895.	1896.	1897.	1895.	1896.	1897.	1895.	1896.	1897.	1895.	1896.	1897.
2	...	4	1	3	5	1	2	2	2	1	...	2	4	1	1	3	1	3	1	...
...	1	...	2
1	1	2	1	3	1	1	...	1	1	1	...	1	...
2
3	...	1	1	1	3	2	2	...	2	1	1	1	4	3	...	3	3	1
5
1	1	1	2	1	1	...	3	1	6	6	2	1	1
4	2	3	2	2	3	2	1	1	2	5	...	1	2	...
5	2	2	2	2	2	2	4	1	1	1	...	1	1	...	5	...	1	3	3	...
1	2	4	2	3	4	1	2	2	3	1	...	1	1	...	2	2	1	1	1	...
1	2	2	2	1	3	1	1	1	2	2	...	1	4	4	1	2	1
1	1	1	1	3	3	2	2	3	2	3	...	3	3	1	...	2	1
2	1	1	1	1	...	2	2	...	1	4	1	...	4	1	3	...	2	...
3	8	4	4	3	2	3	2	3	3	5	...	1	4	4	2	2	2	1	1	1
1	5	2	2	1	3	2	...	1	...	1	2	3	3	4	2
1	1	...	2	1
9	2	2	12	4	5	7	7	7	4	8	4	6	4	4	5	6	3	5	1	2
2	1	...	1	1	1	1	2	2	1	1	1	...	1	1	...	1	2	...
5	6	2	2	2	3	...	2	1	2	3	...	1	4	2	1	1	6	1	1	3
...	...	1	...	5	7	1	3	2	1
1	1	1	...	1	...	2
...	3	...	4	...	2	3	2	...	1	1	1	3	2	1	3	...	2	1
1	1	1
2	5	3	5	2	1	2	1	1	2	2	...	5	2	1	1	1	...
4	4	5	3	2	3	1	7	1	2	2	...	3	5	...	1	3	3	2	1	3
5	3	4	3	7	3	2	3	1	1	1	...	10	1	1	3	3	3	...	2	2
...	4	1	...	2	...	2	2	2	...	1	1	...	4	1	1
9	3	3	8	2	...	6	2	1	3	5	2	2	3	...	1	1	...	2	4	2
73	51	46	73	50	57	45	54	38	47	63	42	53	51	33	45	41	39	39	39	34
1	1	...	2	1	1	1	...	1	1	2	3	3	1	2	1	...	1	2
1	3	...	2	1	1	1	...	1	2	1	3	1	1	2	2	...	4	...
2	1	2	1	1	4	4	2	2	...	5	...	1	1	1	2	2	2	...	2	2
1	1	3	1	2	1	1	2	5	...	1	1	3	3	2	1	1	4	...
2	1	1	1	2	2	3	2	1	2	2	3	1	1	1	...	1	1	3
6	4	1	1	1	3	5	4	...	2	10	...	1	1	1	1	5	4
1	...	1	2	...	3	1	5	2	...	4	3	2	...	4	1	1	...	2	1	1
...	...	1	2	1	2	1	3	4	2	4	2	...	1	...	2	3	1	...
3	5	3	3	...	2	4	1	1	2	3	...	2	2	1	1	2	1	...
...	1	2	...	2	1	1	...	2	...	2	...	1	2	6
2	3	3	1	3	2	2	2	2	2	6	3	1	4	6	3	3	2	1	2	6
20	21	19	19	14	23	25	22	19	24	38	17	17	21	21	11	14	14	20	16	20
...
...	1	...	1	2	...	2	...
...	1
...	1	...	1	2	1	2	...
93	72	65	92	64	80	70	76	57	71	101	59	70	72	55	56	56	55	60	57	54

Return showing cases of daktiti and robbery

Names of districts.	Reported as shown in column 4,														
	October.			November.			December.			January.			February.		
	1894.	1895.	1896.	1894.	1895.	1896.	1894.	1895.	1896.	1895.	1896.	1897.	1895.	1896.	1897.
Meerut	5	1	4	4	5	3	3	1	1	4	1	7	1	1	1
Dehra Dūn	1	...	1	2
Sahāranpur	2	3	2	3	1	5	4	3	3	1
Muzaffarnagar	1	1	3	7	1	2	6	4	...	2	2	6	4
Bulandshahr	4	4	3	4	1	4	3	4	4	1	1	1	2	2	2
Aligarh	2	2	1	5	...	2	6	...	1	1	2	2	1
Agra	1	1	10	3	2	3	1	3	7	...	1	1	1	5	4
Muttra	7	5	8	1	...	2	3	5	7	1	1	1	3	2	1
Etāwah	1	2	3	3	1	1	2	2	2	1
Mainpuri	1	...	8	5	2	3	2	1	2	2	2	1
Farakhabad	1	7	...	3	1	...	4	5	1	1	1	1	1	1
Etah	4	2	2	3	2	...	5	1	1	1	3	3	5
Barāilly	7	3	6	1	1	6	4	4	7	7	1	6	3	3	10
Bijnor	1	1	1	...	1	...	1	4	3	...	1	4	2
Moradabad	5	3	5	3	4	3	3	6	1	...	3	1	4	...	2
Budaun	3	2	4	3	4	6	3	4	1	4	1	4	1	3
Shāhjahānpur	4	4	7	6	4	4	4	4	2	2	4	10	7	6	5
Pilibhit	3	2	5	2	...	1	5	2	4	4	4	3	3
Allahabad	2	3	6	7	2	6	4	6	2	4	7	1	7	3	3
Cawnpore	1	1	1	5	...	1	2	8	3	3	...	2	2
Fatehpur	3	4	15	...	6	8	4	1	1	4	3	7	...	3	3
Bānda	3	2	10	2	1	4	5	1	8	2	...	8	2	3	4
Hamīrpur	1	1	3	2
Jhānsi	2	2	1	1	...	2	...	2	3	1	2	4	1	3	5
Jalaun	9	...	2	4	...	4	1	1	1	3	...	2	2
Benares	2	3	2	1	3	1	2	2	...	3	1	1	1	6
Mirzapur	1	2	15	2	1	4	3	1	3	1	4	6	...	6	13
Jaunpur	4	5	1	1	2	2	...	2	2	...	2	1	3	3
Ghāsiपुर	1	2	...	1	1
Korāntadih (Ballia)	1	2	...	1	1
Gorakhpur	5	2	1	1	4	8	...	4	7	3	3	9	3	2	7
Basti	1	...	5	1	...	8	...	2	1	5	2	1	3	1	3
Azamgarh	2	1	...	1	6	9	3	3	3	4	1	2
Total of North-Western Provinces, excluding Kumaun Division.	58	55	143	63	60	106	59	69	124	61	61	123	71	74	115
Lucknow	1	2	...	5	1	1	2	5	...	4	...	2	1	4	4
Unao	1	4	6	1	4	3	4	4	...	1	5	1	3	5
Rae Bareilly	2	4	...	2	10	3	1	11	1	4	3	3	5	3
Sitapur	7	...	3	3	...	3	3	2	5	5	...	2	2	3	6
Hardoi	2	10	4	2	12	3	1	10	2	5	8	1	4	6
Kheri	1	...	2	1	3	10	1	1	2	9	1	10	2	2	8
Fyzabad	3	4	3	2	6	6	4	3	6	5	2	6	4	...	5
Bahraich	3	1	6	2	3	8	1	3	6	4	3	12	5	7	5
Gonda	3	...	2	1	1	4	...	2	4	1	...	3	3	1	3
Sultānpur	1	1	3	...	3	2	5	1	1	1
Partāgarh	1	1	3	...	2	1	2	9	2
Bara Banki	2	1	2	...	4	3	1	2	4	3	2	3	2
Total of Oudh	21	15	40	28	25	64	21	25	56	34	18	69	23	32	50
Government Railway Police, Central Section, Allahabad.	1	1	1	1	1
Government Railway Police, Northern Section, Lucknow.	1	1	1	1	2	1	...	3	2	1	1
Government Railway Police, Southern Section, Jhānsi.
Total of Government Railway Police.	2	1	1	1	3	1	...	1	...	4	3	1	1
GRAND TOTAL	81	71	184	91	65	171	83	95	180	96	79	195	97	107	166

class III, Serial Nos. 30, 31, 32, and 33—(continued).

Statement A.

March.			April.			May.			June.			July.			August.			September.			
1895.	1896.	1897.	1895.	1896.	1897.	1895.	1896.	1897.	1895.	1896.	1897.	1895.	1896.	1897.	1895.	1896.	1897.	1895.	1896.	1897.	
6	6	2	2	1	3	3	3	2	4	2	5	1	3	3	3	1	1	...	1	1	2
...	2
5	2	3	3
4	...	4	1
4	...	4
1	2	2	2	1	3	2	2	2	2	2	2	2	2	2	2	2	2	2	2	2	2
3	4	4	2	2	5	6	6	6	6	6	6	6	6	6	6	6	6	6	6	6	6
...
3	1	1
1	3	3	2	1	3	2	2	1	4	1	2	2	2	2	2	2	2	2	2	2	2
1	2	2	1	2	3	2	2	1	5	3	5	...	3	1	5	1	1	1	1	1	1
5	2	5	4	6	12	10	12	13	6	10	7	8	4	6	7	4	4	6	7	4	4
6	3	2	2	2	2	1	1	1	1	1	1	1	1	1	1	1	1	1	1	1	1
4	4	5	5	8	7	5	5	3	6	4	6	4	4	2	2	2	2	2	2	2	2
1	6	2	2	2	9	3	3	2	4	5	9	3	2	2	2	2	2	2	2	2	2
2	2	2	9	4	2	9	3	2	3	5	4	5	5	3	4	2	3	3	3	3	3
...
2	3	4	1	3	2	3	4	3	4	5	1	...	4	4	3	1	1	1	1	1	1
2	3	4	1	4	2	2	4	6	1	2	1	...	1	2	2	...	3	3	3	3	3
...
2	4	4	8	5	2	5	2	2	6	1	4	5	1	1	1	1	1	1	1
1	1	1	3	2	3	3	2	3	2	3	3	...	1	4	2	4	4	4	4	4	4
...
1	2	6	1	2	2	1	...	5	3	1	8	2	3	6	3	4	1	1	1	1	1
4	1	4	3	4	2	1	2	1	2	...	2	16	1	2	...	2	2	2	2
...
1	2	2	1	1	1	1	3	3	3	3	1	1	1	1	2	2	2	2	2	2	2
4	1	3	4	1	3	4	1	1	1	4	1	1	1	1	5	3	26	3	2	4	4
...
4	2	2	4	...	1	5	1	2	2	4	2	2	2	2	2	1	1	3	6	1	1
71	72	86	61	73	111	95	78	122	73	74	120	53	81	98	54	79	81	56	76	54	
6	4	1	1	1	3	3	...	1	1	2	5	...	2	7	1	...	2	2	2	...	
1	2	3	2	2	3	2	1	2	2	3	6	4	4	2	1	6	5	1	2	...	
...
1	4	12	2	2	8	3	3	7	1	3	2	...	4	5	1	1	6	1	4	2	
2	5	9	3	3	4	4	5	3	1	2	7	3	3	8	3	1	2	1	4	4	2
6	4	5	...	2	5	6	6	4	7	8	4	3	3	10	4	7	4	1	2	...	
2	1	1	2	3	6	2	2	3	1	4	1	...	1	5	1	...	1	...	1	1	1
...
...
...
...
...	1	3	1	1	3	1	...	2	2	1	1	1	1	...	1	...	1	...	
...	1	1	...	1	2	1	...	3	...	1	2	...	1	...	
...	1	4	
...
...	1	3	2	2	3	2	...	3	2	1	6	1	1	4	1	1	3	...	2	...	
99	95	137	86	152	130	106	167	103	107	176	73	116	156	68	130	112	63	108	75		

Return showing cases of lurking house-trespass and house-

Districts.	Reported as shown in								
	October.			November.			December.		
	1894.	1895.	1896.	1894.	1895.	1896.	1894.	1895.	1896.
Meerut	150	153	201	140	185	235	170	127	167
Dehra Dún	6	13	10	12	5	8	3	16	20
Sahāranpur	104	119	120	153	155	225	192	150	293
Muzaffarnagar	145	169	149	147	119	193	60	138	218
Bulandshahr	123	130	121	138	154	173	148	153	199
Aligarh	144	110	178	161	116	222	194	140	288
Agra	120	93	198	126	106	243	110	110	315
Muttra	45	63	126	89	67	109	99	65	168
Etāwah	92	78	125	93	79	101	66	77	112
Mainpuri	126	98	179	139	93	136	182	114	203
Farukhabad	134	105	171	111	100	159	116	105	193
Etah	128	91	194	152	109	168	165	105	207
Bareilly	102	119	105	117	125	96	130	137	179
Bijnor	81	81	95	77	79	144	123	77	190
Moradabad	127	129	153	154	158	179	147	170	212
Budaun	97	77	106	89	82	113	140	96	243
Shāhjahānpur	124	143	172	150	137	153	158	113	186
Pilibhīt	68	85	134	59	81	127	103	68	144
Allahabad	482	431	440	567	319	475	774	616	687
Cawnpore	105	162	235	280	133	236	377	156	267
Fatehpur	63	89	233	97	126	236	178	129	304
Bānda	63	98	300	101	125	225	117	171	299
Hamīrpur	24	45	115	56	54	77	71	73	135
Jhānsi	51	53	137	66	68	112	96	86	168
Jalaun	63	68	127	73	77	106	116	97	161
Benares	52	149	166	119	99	127	72	140	159
Mirzapur	270	219	250	173	173	265	251	259	370
Jaurpur	308	321	420	282	223	341	350	294	427
Ghāzīpur	179	145	155	84	84	125	104	115	161
Korantādīh (Ballia)	215	117	177	161	74	179	146	100	208
Gorakhpur	74	396	497	228	314	501	300	322	395
Basti	221	284	303	273	193	308	254	185	342
Azamgarh	451	435	467	265	191	420	362	299	448
Total of N.-W. Provinces, excluding Kumaun Division.	4,537	4,868	6,559	4,932	4,203	6,518	5,876	5,026	8,068
Lucknow	229	103	178	145	84	167	204	134	245
Unao	296	199	444	354	160	487	510	295	648
Rae Bareli	153	199	308	170	167	264	261	287	477
Sitapur	241	203	270	287	127	246	412	418	377
Hardoi	301	182	445	306	171	481	451	242	556
Kheri	156	114	167	149	85	213	195	129	252
Fyzabad	224	213	356	332	170	329	406	293	421
Bahraich	136	167	144	140	145	213	143	159	328
Gonda	196	221	238	214	183	333	217	210	337
Sultānpur	216	248	240	261	120	264	311	229	389
Partāgarh	188	136	151	162	114	152	180	131	245
Bara Banki	257	217	306	305	229	391	406	237	503
Total of Oudh	2,593	2,207	3,247	2,825	1,755	3,540	3,696	2,754	4,778
Government Railway Police, Central Section, Allahabad.	...	6	14	2	3	9	2	12	7
Government Railway Police, Northern Section, Lucknow.	...	2	5	6	3	12	3	3	4
Government Railway Police, Southern Section, Jhānsi.	2	3	2	...	1	1
Total of Government Railway Police	2	11	21	8	7	21	5	15	12
GRAND TOTAL	7,132	7,086	9,827	7,765	5,965	10,079	9,577	7,795	12,858

breaking, class III, Serial 36, and class V, Serial 43—(continued).

column 4, Statement A.

January.			February.			March.			April.			May.		
1895.	1896.	1897.	1895.	1896.	1897.	1895.	1896.	1897.	1895.	1896.	1897.	1895.	1896.	1897.
155	187	230	158	245	166	160	165	218	101	109	120	118	147	159
14	15	15	4	6	11	23	7	18	9	16	30	9	18	17
214	185	266	163	227	212	177	216	261	129	127	104	129	184	133
152	145	222	131	187	167	112	169	241	192	97	132	97	132	138
172	165	252	106	193	180	116	81	176	76	74	57	135	126	110
221	128	332	159	142	237	86	57	182	40	78	100	85	110	139
208	121	279	106	144	216	92	78	195	67	83	146	85	114	227
112	74	187	68	61	127	54	54	133	48	75	78	62	70	105
172	111	211	108	85	138	108	47	82	113	64	66	83	79	73
189	89	207	129	98	124	118	69	97	92	69	74	106	97	119
141	110	189	112	128	147	88	64	116	84	78	105	111	92	151
139	121	289	136	112	168	85	52	141	64	57	73	112	117	84
167	121	122	121	142	172	142	87	135	112	50	61	109	91	114
168	108	212	118	105	165	111	111	186	78	91	49	83	115	88
289	210	305	192	205	211	155	133	192	118	104	118	88	143	124
147	104	274	64	106	157	38	45	102	88	40	76	68	77	138
289	154	265	240	138	204	117	47	111	79	71	67	86	116	95
114	62	195	82	74	134	48	35	89	51	45	53	38	92	72
948	501	789	691	297	440	334	183	243	374	231	205	486	335	336
193	141	377	142	153	242	90	69	113	96	89	102	129	100	166
180	160	373	179	144	270	134	61	152	101	97	103	149	116	136
211	193	441	152	115	270	81	135	171	95	154	129	71	176	131
127	78	167	117	48	123	70	60	90	51	55	51	51	79	65
156	136	312	114	91	248	65	87	122	49	76	83	64	109	93
181	84	226	100	55	156	69	42	150	71	57	93	63	75	116
125	25	362	85	92	154	57	50	65	55	77	143	72	97	133
261	235	432	189	147	214	120	85	92	138	137	137	155	173	212
399	236	353	232	112	227	145	86	83	163	98	136	199	164	253
175	131	207	108	76	88	70	47	59	104	54	76	136	75	107
198	105	115	120	68	43	79	41	62	76	51	75	101	64	120
303	404	278	312	410	167	289	49	81	314	428	88	298	389	162
373	184	355	191	152	185	169	90	78	151	137	95	154	177	213
575	237	466	247	97	245	153	120	108	225	187	209	393	275	421
7,568	5,060	9,305	5,186	4,455	6,008	3,805	2,722	4,344	3,554	3,256	3,234	4,125	4,324	4,770
213	117	291	183	84	215	136	58	96	139	73	120	130	89	155
551	310	758	369	226	469	202	67	235	203	154	187	240	175	300
371	333	604	274	225	187	221	104	187	185	182	178	214	186	260
525	303	533	381	266	315	249	85	155	196	132	111	256	223	175
462	242	724	326	260	381	161	135	199	144	198	178	207	334	334
213	164	346	251	172	265	216	145	188	95	102	83	147	206	115
461	196	443	232	95	205	145	86	103	164	164	133	231	206	174
248	204	472	164	203	319	132	193	189	111	119	86	181	189	194
343	189	456	224	144	280	212	113	144	166	118	98	175	156	179
374	203	411	208	122	241	151	52	68	129	93	84	136	128	171
239	133	322	162	97	234	97	43	107	92	67	74	116	89	149
245	253	450	190	225	247	235	234	105	225	255	127	211	247	241
4,245	2,647	5,810	2,964	2,109	3,359	2,157	1,325	1,776	1,849	1,657	1,459	2,244	2,228	2,447
5	3	10	5	5	6	5	3	10	5	2	6	2	3	5
3	3	4	2	7	6	3	5	5	3	...	4	...	7	7
2	2	4	1	2	3	4	1	1	6	1	3	7
10	8	18	8	14	15	8	8	19	9	3	16	3	13	19
11,823	7,715	15,133	8,158	6,578	9,382	5,970	4,055	6,139	5,412	4,916	4,709	6,372	6,565	7,236

Return showing the cases of lurking house trespass and house-breaking, class III,
Serial 36 and class V, Serial 43.

Districts.	Report as shown in column 4, Statement A.											
	June.			July.			August.			September.		
	1895.	1896.	1897.	1895.	1896.	1897.	1895.	1896.	1897.	1895.	1896.	1897.
Meerut ...	176	173	172	237	233	310	198	251	299	171	162	177
Dehra Dún ...	7	7	18	10	9	19	14	16	32	5	10	15
Sahāranpur ...	175	232	215	299	241	344	220	269	314	180	174	153
Muzaffarnagar ...	153	143	167	88	189	249	159	195	303	106	145	158
Bulandshahr ...	176	132	155	205	227	296	154	204	294	108	104	144
Aligarh ...	145	143	195	151	197	421	251	197	489	140	162	173
Agra ...	91	108	295	129	157	401	120	159	332	114	176	143
Muttra ...	51	62	147	78	122	195	85	111	193	65	101	77
Etāwah ...	109	87	130	159	104	235	157	96	180	112	85	141
Mainpuri ...	112	113	191	165	118	251	136	118	232	113	99	106
Farukhabad ...	167	143	208	167	143	340	152	166	248	140	95	105
Etah ...	128	123	171	152	198	286	125	198	263	95	137	122
Bareilly ...	118	117	133	89	206	234	195	219	312	142	92	171
Bijnor ...	97	143	153	170	189	289	188	207	213	87	86	76
Moradabad ...	161	180	223	214	302	375	235	310	337	159	143	149
Budaun ...	85	84	187	175	169	301	121	141	195	82	60	113
Shāhjehānpur ...	167	207	212	271	269	302	253	269	371	172	205	227
Pilibhit ...	79	129	123	137	238	223	137	159	316	89	89	93
Allahabad ...	529	291	489	853	524	835	799	552	999	454	408	508
Cawnpore ...	117	116	234	206	146	263	192	208	323	168	165	177
Fatehpur ...	157	93	179	202	168	325	196	172	318	160	184	178
Bānda ...	91	204	136	116	288	189	117	263	245	86	245	118
Hamīrpur ...	60	108	119	85	154	132	87	145	181	59	107	90
Jhānsi ...	65	115	130	89	226	266	92	246	279	58	89	153
Jalaun ...	70	144	137	126	159	203	101	139	186	95	149	114
Benares ...	89	117	267	184	173	72	174	166	270	162	112	184
Mirzapur ...	171	179	329	376	361	524	322	333	415	290	276	331
Jaunpur ...	385	194	412	542	419	756	358	424	585	350	248	368
Ghāzipur ...	144	106	218	201	184	254	167	114	207	172	137	175
Ballia ...	119	83	189	221	288	200	121	136	303	87	108	161
Gorakhpur ...	278	500	219	303	319	224	310	327	212	299	328	193
Basti ...	198	298	299	268	275	584	356	477	431	213	218	173
Azamgarh ...	524	426	695	734	654	1,008	406	484	625	859	847	292
Total of N-W. Provinces, excluding Kumaun Division.	5,144	5,300	7,245	7,492	7,659	10,956	6,648	7,361	10,452	5,092	5,240	5,465
Lucknow ...	149	90	187	199	145	400	221	222	377	124	144	160
Unao ...	289	199	434	419	333	735	384	444	574	239	302	234
Rae Bareli ...	261	214	350	364	330	538	463	399	617	210	280	359
Sitapur ...	417	340	356	646	548	690	379	508	534	218	235	294
Hardoi ...	365	424	526	627	618	867	439	503	805	253	317	359
Kheri ...	267	246	240	366	412	424	351	373	532	238	192	235
Fyzabad ...	268	299	267	443	523	460	364	578	417	164	228	191
Bahraich ...	238	213	344	365	393	527	425	455	555	167	218	265
Gonda ...	273	195	285	397	294	408	333	339	406	118	182	188
Sultānpur ...	166	157	234	385	338	510	348	336	472	188	204	218
Partābgarh ...	117	93	173	242	179	341	76	209	340	158	188	280
Barā Banki ...	223	240	297	238	273	545	227	300	442	212	227	219
Total of Oudh ...	3,033	2,710	3,693	4,691	4,386	6,435	4,015	4,666	6,051	2,289	2,717	3,052
Government Railway Police, Central Section, Allahabad.	4	9	10	5	10	15	4	5	2	7	11	13
Government Railway Police, Northern Section, Lucknow.	1	4	5	4	3	6	6	5	4	2	3	4
Government Railway Police, Southern Section, Jhānsi.	4	5	6	...	2	8	1	3	5	5
Total of Government Railway Police.	9	18	21	9	15	29	11	13	11	12	14	22
GRAND TOTAL ...	8,186	8,028	10,959	12,192	12,060	17,420	10,674	12,040	16,514	7,393	7,977	8,539

Return showing cases of theft, class V, Serial 44.

District.	Reports as shown in column 4, Statement A.											
	October.			November.			December.			January.		
	1894.	1895.	1896.	1894.	1895.	1896.	1894.	1895.	1896.	1895.	1896.	1897.
Meerut ...	79	124	87	84	74	80	58	66	70	75	93	98
Dehra Dún ...	35	25	26	24	22	25	21	21	32	29	22	42
Saháranpur ...	136	120	106	156	115	128	112	90	116	91	83	114
Muzaffarnagar ...	103	54	164	71	84	49	57	57	86	66	59	73
Hulandshahr ...	103	83	79	86	64	64	72	50	77	76	75	99
Aligarh ...	79	66	99	99	63	120	74	48	109	88	52	121
Agra ...	143	125	163	163	135	129	105	112	196	188	115	211
Muttra ...	78	71	90	69	78	75	92	66	78	84	53	90
Etáwah ...	86	67	64	76	78	63	58	40	64	96	57	160
Mainpuri ...	90	103	92	107	72	100	162	73	98	99	65	101
Fatehgarh ...	55	59	131	61	50	121	47	63	129	59	98	180
Etah ...	67	84	95	75	79	68	88	58	116	61	70	113
Bareilly ...	90	119	193	90	150	194	104	187	182	122	107	219
Bijnor ...	55	48	64	67	60	62	78	68	82	92	53	88
Moradabad ...	140	141	184	251	146	199	188	109	212	201	149	205
Budaun ...	106	124	166	136	119	118	135	88	140	136	82	147
Sháhjahánpur ...	167	110	148	177	144	149	139	84	124	245	149	261
Pilibhít ...	84	78	88	56	77	77	61	64	96	86	60	135
Allahabad ...	160	191	301	213	206	277	250	148	353	270	242	422
Cawnpore ...	281	259	397	175	218	344	184	254	460	301	227	468
Fatehpur ...	81	84	148	123	101	154	127	54	141	128	78	198
Bánda ...	95	135	297	93	173	275	145	124	185	157	147	256
Hamírpur ...	77	132	208	137	161	199	124	130	138	136	163	220
Jhánsi ...	156	125	185	171	155	202	205	171	196	239	203	313
Jalaun ...	65	80	113	106	110	100	83	66	103	134	97	127
Benares ...	91	115	140	115	162	124	95	100	178	127	156	324
Mirzapur ...	179	193	212	191	201	218	190	142	257	203	148	342
Jaunpur ...	77	150	97	183	128	143	164	99	184	143	96	173
Gházípur ...	136	147	147	145	142	134	128	152	189	148	139	240
Ballia ...	68	56	87	66	79	124	52	43	120	63	81	130
Corakhpur ...	253	391	402	331	320	394	321	238	299	256	295	579
Basti ...	167	233	178	188	457	240	219	247	306	192	203	357
Azamgarh ...	198	154	193	238	207	293	192	134	282	284	180	426
Total of N.-W. Provinces, excluding Kumaun Division	3,730	4,046	5,144	4,323	4,430	5,042	4,136	3,396	5,398	4,675	3,897	7,032
Lucknow ...	192	147	252	214	164	261	179	147	242	260	71	501
Unao ...	147	137	204	180	145	280	155	111	312	205	109	351
Rae Bareli ...	112	140	167	172	152	175	210	73	183	204	109	260
Sitapur ...	454	228	563	462	259	622	515	166	630	485	232	650
Hardoi ...	192	251	296	196	160	291	224	128	317	264	172	419
Kheri ...	187	150	205	196	139	193	210	128	192	222	129	227
Fyzabad ...	64	71	102	97	109	169	115	69	173	115	86	186
Bahraich ...	149	246	195	150	226	201	127	161	209	32	170	209
Gonda ...	200	173	197	203	202	326	228	153	331	267	189	330
Sultánpur ...	59	68	90	83	80	129	71	47	210	89	66	160
Partálgarh ...	91	107	164	142	110	145	143	57	197	141	68	240
Bara Banki ...	105	95	171	112	99	198	94	107	212	117	93	189
Total of Oudh...	1,952	1,813	2,606	2,207	1,845	2,990	2,271	1,347	3,208	2,401	1,494	3,772
Government Railway Police, Central Section, Allahabad.	45	61	88	59	58	96	71	67	93	81	78	141
Government Railway Police, Northern Section, Lucknow.	52	30	62	41	51	56	39	28	64	75	34	80
Government Railway Police, Southern Section, Jhánsi.	18	7	24	...	13	19	...	18	28	26	16	30
Total of Government Railway Police.	115	98	174	100	122	171	110	113	185	182	128	251
GRAND TOTAL ...	5,797	5,957	7,924	6,630	6,397	8,203	6,517	4,856	8,791	7,258	5,519	11,055

Return showing cases of

District,	Reported as shown in								
	February.			March.			April.		
	1895.	1896.	1897.	1895.	1896.	1897.	1895.	1896.	1897.
Meerut ...	79	91	68	108	85	109	79	63	77
Dehra Dún ...	30	23	27	36	28	36	26	31	28
Sahāranpur ...	115	88	117	139	119	96	133	108	144
Muzaffarnagar ...	70	55	55	84	60	86	52	40	52
Bulandshahr ...	75	67	60	66	50	71	60	50	50
Aligarh ...	90	61	102	81	92	136	68	70	66
Agra ...	107	105	168	145	93	215	99	84	127
Muttra ...	51	55	80	88	82	84	43	57	60
Etāwah ...	51	55	90	71	49	145	55	86	105
Mainpuri ...	103	92	111	124	150	129	79	99	69
Fatehgarh ...	76	99	134	74	124	163	62	88	93
Etah ...	64	90	91	70	90	115	84	84	89
Bareilly ...	121	131	178	120	122	184	118	109	161
Bijnor ...	74	51	83	69	63	109	62	42	51
Moradabad ...	142	127	179	169	151	182	151	156	127
Budaun ...	125	69	178	144	78	201	109	72	114
Shāhjhānpur ...	197	119	177	166	116	140	153	108	148
Pilibhit ...	90	62	109	68	91	104	71	78	68
Allahabad ...	258	246	321	273	210	288	241	149	198
Cawnpore ...	261	229	375	301	254	399	284	188	213
Fatehpur ...	118	88	187	102	67	146	74	41	75
Banda ...	150	180	234	189	123	211	113	116	153
Hāmīrpur ...	197	144	174	145	83	137	94	95	99
Jhānsi ...	209	154	285	229	119	214	197	126	160
Jalaun ...	122	103	110	111	72	125	81	56	103
Benares ...	117	87	283	27	72	209	86	82	196
Mirzapur ...	277	168	297	170	147	185	179	127	112
Jaunpur ...	191	92	154	183	73	150	119	55	109
Ghāziipur ...	220	192	240	163	124	175	103	84	132
Ballia ...	70	62	135	75	84	120	61	63	99
Gorakhpur ...	218	842	392	311	342	315	330	335	165
Basti ...	240	130	246	197	256	239	165	193	147
Azmgarh ...	343	286	354	252	201	205	181	185	162
Total of N.-W. Provinces, excluding Kumaun Division.	4,651	3,943	5,789	4,497	3,865	5,423	37,45	3,218	3,749
Lucknow ...	270	81	374	257	153	340	197	159	242
Unao ...	205	124	268	209	125	289	129	107	143
Rae Bareilly ...	174	124	161	157	157	153	162	110	122
Sitapur ...	378	243	513	384	284	541	433	388	461
Hardoi ...	228	213	288	229	204	330	164	213	198
Kheri ...	189	144	196	219	138	193	168	147	152
Fyzabad ...	126	65	146	93	102	186	115	75	120
Bahraich ...	109	158	170	140	159	181	116	180	130
Gonda ...	217	117	276	228	129	281	174	147	206
Sultānpur ...	78	54	136	95	64	104	84	41	80
Partābgarh ...	127	84	138	113	90	247	91	91	125
Bara Bānki ...	70	87	199	98	75	176	100	101	118
Total of Oudh ...	2,171	1,493	2,855	2,222	1,680	2,971	1,933	1,759	2,097
Government Railway Police, Central Section, Allahabad.	69	69	102	47	57	79	48	62	81
Government Railway Police, Northern Section, Lucknow.	46	50	68	48	44	73	88	42	62
Government Railway Police, Southern Section, Jhānsi.	18	17	51	21	16	44	16	16	36
Total of Government Railway Police.	133	136	221	116	117	196	102	120	179
GRAND TOTAL ...	6,955	5,572	8,365	6,335	5,662	8,590	5,780	5,097	6,025

theft, class V, serial 44.

column 4, Statement A.

May.			June.			July.			August.			September.		
1895.	1896.	1897.	1895.	1896.	1897.	1895.	1896.	1897.	1895.	1896.	1897.	1895.	1896.	1897.
109	75	60	76	76	60	85	65	68	68	87	80	80	89	83
30	28	45	24	30	83	39	22	29	32	33	37	29	26	85
122	81	91	117	102	131	123	86	114	106	112	85	128	121	113
55	51	71	77	61	57	72	39	74	54	55	39	82	164	46
103	45	49	101	57	54	95	58	68	67	63	53	76	56	54
63	80	67	78	90	87	57	108	90	83	73	86	57	99	80
115	188	149	125	180	166	95	134	186	104	135	190	119	155	112
59	69	74	58	70	61	49	76	81	42	74	69	51	91	62
49	43	85	51	67	107	51	63	127	45	42	79	47	89	65
100	78	74	109	100	71	78	58	87	55	53	95	109	63	50
49	87	105	69	66	65	69	86	115	52	83	91	56	127	76
79	64	84	80	101	124	86	70	108	70	64	90	83	125	71
131	182	185	189	139	174	117	127	215	111	151	198	141	125	167
69	69	60	89	80	68	77	52	78	43	59	81	52	41	68
147	184	122	130	183	162	144	193	150	164	172	141	110	150	118
99	81	125	105	103	123	91	72	115	93	78	97	88	104	100
173	155	142	160	244	137	144	213	171	141	195	132	125	144	116
72	60	80	74	90	95	86	112	97	82	117	106	69	95	76
219	189	181	190	197	229	252	181	274	207	191	325	252	179	294
263	261	229	274	211	262	230	202	354	233	255	298	275	336	173
88	66	98	81	104	117	83	65	111	84	77	121	94	98	97
97	127	140	112	141	146	96	131	120	99	153	143	110	179	125
97	127	117	105	181	159	82	222	214	105	190	204	123	156	183
154	168	173	113	174	204	153	221	248	126	186	239	125	140	191
74	74	106	80	87	95	73	72	125	68	66	154	61	50	82
131	65	170	105	88	211	81	115	303	132	141	161	140	164	184
138	165	164	143	160	191	134	141	216	166	150	168	191	152	175
117	88	134	130	81	111	104	82	159	176	101	138	126	98	110
125	104	107	106	110	142	112	99	138	138	98	113	153	149	99
75	60	60	48	51	71	51	58	86	42	84	89	57	117	95
225	349	815	321	400	350	223	331	259	268	255	338	249	340	293
154	224	156	163	274	172	132	247	223	229	312	189	246	289	219
205	274	158	205	204	208	192	152	278	212	220	260	189	209	147
3,785	3,911	3,980	3,888	4,272	4,446	3,561	3,953	5,081	3,697	4,125	4,689	3,893	4,480	3,893
205	166	315	179	171	313	204	216	411	133	201	409	178	201	312
139	118	158	159	113	184	131	118	236	161	114	165	159	175	128
143	127	131	133	131	163	174	110	203	194	182	195	211	135	138
504	403	478	499	559	668	592	553	876	411	536	652	320	425	487
196	262	217	211	349	281	227	349	267	256	297	205	249	246	224
186	213	132	184	219	196	215	263	270	227	816	193	181	209	203
98	98	91	118	92	123	130	93	175	66	127	138	68	117	84
196	240	138	162	193	173	132	189	199	176	227	189	281	307	261
227	182	246	222	210	308	269	206	334	258	272	273	235	256	250
106	66	69	91	76	95	83	82	133	70	87	115	65	58	103
82	101	150	104	101	124	117	90	188	117	85	210	91	102	244
97	79	92	104	85	119	99	97	112	105	100	110	100	188	158
2,179	2,050	2,217	2,166	2,309	2,747	2,373	2,371	3,404	2,154	2,494	2,855	2,188	2,419	2,557
68	74	71	58	56	96	52	61	122	64	59	128	44	60	114
52	72	75	54	54	68	42	41	75	46	70	62	42	79	66
19	15	30	17	28	29	21	17	51	15	16	36	15	19	31
139	161	176	129	138	193	115	119	248	125	145	226	101	158	201
6,103	6,022	6,323	6,133	6,719	7,386	6,049	6,443	8,733	5,976	6,764	7,770	6,132	7,057	6,651

Statement showing cases of arson (mischief)

Names of districts.	Reported as shown in column 4.														
	October.			November.			December.			January.			February.		
	1894.	1895.	1896.	1894.	1895.	1896.	1894.	1895.	1896.	1895.	1896.	1897.	1895.	1896.	1897.
Meerut	3	1	...	3	...	1	1	...	2	...	1	...
Dehra Dūn	2	...	1	1	1
Sahāranpur	1	1	2	2
Muzaffarnagar ...	1	1	1
Bulandshahr ...	1	...	1	2
Aligarh ...	1	1	4	1	1	1	2	1	...	1	2
Agra ...	2	1	1	1	1	2	...	1
Muttra	1	1	1	...	2
Etāwah	1	1	1
Mainpuri ...	1	1	1	1
Farukhabad	1	2
Etah ...	1	...	1	1	1	1	2
Bareilly ...	1	5	1	1	...	3	2	...	1	1	2	...	4
Bijnor ...	1	...	2	...	1	1	1	3	3	2	...	2	1
Moradabad	3	1	2	...	1	1	4	...	2
Budaun	1	1	1	1	...	1	1	2
Shāhjāhānpur ...	1	...	3	2	1	3	1	3	4	3	...
Pilibhīt ...	1	1	1	1
Allahabad ...	1	1	4	2	...	3	...	2	...	2	1	2
Cawnpore	2	1
Fatehpur	2	3
Bānda	1	1	...	1	1
Hamīrpur	1	...	1	1	...
Jhānsi	2	1	1	...	1	1	...
Jālsau	1	3	2	1	2	2	1
Benares	2	2	1	1
Mirzapur	1	1	...	2	...	4	1	3	1	1	2
Jāunpur	2	...	1	2	4	5	...	1	1	2	3	4
Ghāzipur	1	1	1	4	4	...	1	1	2	2	1	...	2	2
Korantādih (Ballia)	1	1	...	2	3	...	2	1	...	1	1	1
Gorakhpur	1	1	3	3	1	1	2	3
Basti	2	5	...	1	2	...	2	4	3
Azamgarh ...	1	4	1	5	2	2	4	...	6
Total of N.-W. Provinces, excluding Kumaun Division.	13	19	35	14	17	35	22	26	24	15	20	29	24	17	39
Lucknow	2	1	...	1	1	...	2	1	1	1	1
Unao	8	...	1	6	...	1	1	6	2	3	2
Rae Bareilly ...	1	2	6	1	6	5	1	4	5	1	3	4	1	3	2
Sitapur ...	12	15	19	8	12	16	8	16	15	5	8	5	7	6	20
Hardoi ...	4	1	12	10	...	6	16	2	4	12	...	5	10
Kheri	4	7	7	2	6	5	2	11	4	2	7	10	5	8
Fyzabad	2	2	1	3	3	1	2	2	1	2	4
Bahraich ...	2	7	4	7	4	5	3	5	5	3	3	4	4	5	2
Gonda	3	2	9	1	2	...	3	3	3	5	3	2	2	1
Sultānpur	1	4	2	3	4	1	4	18	1	2	11	1	...	5
Partābgarh ...	1	3	2	...	1	2	...	1	2	...	2	1	2
Bara Banki ...	1	3	4	3	3	2	3	3	3	2	3	3	3	4	2
Total of Oudh	21	41	71	38	35	61	23	43	67	25	43	53	35	37	59
Government Railway Police, Central Section, Allahabad.
Government Railway Police, Northern Section, Lucknow.	1
Government Railway Police, Southern Section, Jhānsi.
Total of Government Railway Police.	1
GRAND TOTAL	34	60	107	52	52	96	45	69	111	40	63	82	59	54	98

