

Forty-seventh Issue]

DEPARTMENT OF STATISTICS, INDIA

REVIEW

OF THE

TRADE OF INDIA

IN

1920-21

Published by order of the Governor-General in Council.



CALCUTTA
SUPERINTENDENT GOVERNMENT PRINTING, INDIA
1921

Price annas twelve.

[No. 1480.]

Publications of the Department of Statistics, India.

Publications noted below are obtainable from the Superintendent, Government Printing, India, 8, Hastings Street, Calcutta, and all agents for the sale of Government publications. Remittances should be made by postal or money order and should include forwarding charges, as indicated in brackets opposite each publication.]

ANNUAL.

1. Review of the Trade of India. As. 12. (2a.)
2. Accounts relating to the Sea-borne Trade of British India for the Calendar year. As. 12. (2a.)
3. Annual Statement of the Foreign Sea-borne Trade and Navigation of British India—
Vol. I.—Abstract and detailed Tables of Imports and Exports. R7-8. (R1-5.)
Vol. II.—Abstract and detailed Tables of Trade and Shipping, etc. R6-8. (12a.)
4. Annual Statement of the Coasting Trade and Navigation of British India. R2-8. (7a.)
5. Inland Trade (Rail and River-borne) of India. R2-8. (6a.)
6. Report on the Trade carried by Rail and River in Bengal. R1-12. (5a.)*
7. Report on the Trade of Bengal with Nepal, Tibet, Sikkim, and Bhutan. R2-2. (2½a.)*
8. Prices and Wages in India. R2. (9a.)
9. Statistics of British India—Vol. I.—Commercial Statistics. R1-8. (5a.)
10. " " " —Vol. II.—Financial Statistics. R1-8. (5a.)
11. " " " —Vol. III.—Public Health. R1. (4a.)
12. " " " —Vol. IV.—Administrative, Judicial, etc. R1 1½. (½a.)
13. " " " —Vol. V.—Education. R3-2. (5a.)
14. Agricultural Statistics of India—
Vol. I.—British India. R2. (12a.)
Vol. II.—Indian States. R1. (4a.)
15. Summary Tables of the Agricultural Statistics of British India. As. 4.
16. Estimates of Area and Yield of Principal Crops in India. As. 9. (½a.)
17. Preliminary Statement showing the Area and Yield of Principal Crops in India. Half anna
18. Report on the Production of Tea in India. As. 8. (2a.)
19. Report on the Production and Consumption of Coal in India. As. 12 (2a. 3p.)
20. Statistics relating to Joint Stock Companies in British India and Mysore. R4. (2a.)
21. Statistical Tables relating to Banks in India. R1-12. (1a. 6p.)
22. Statistics relating to Salt in India. As. 13. (2a.)
23. Statistics relating to Rubber in India. As. 5. (1a.)
24. Statistics relating to Coffee in India. As. 3.
25. Statements showing the progress of the Co-operative movement in India. R1-8.

MONTHLY.

26. Accounts of the Foreign Sea-borne Trade and Navigation of British India. R1-4. (2a.)
27. Accounts relating to the Trade by land of British India with foreign countries. As. 8. (2a.)
28. Cotton Spinning and Weaving in Indian Mills. As. 2. (1a.)
29. Calcutta Trade Fluctuations. As. 2.
30. Customs Revenue Statement. Half anna.
31. Joint Stock Companies registered in British India and Mysore. Half anna.

FORTNIGHTLY.

32. Wholesale and Retail Prices of cereals, pulses, oilseeds, sugar, salt, etc., in India. As. 6.

WEEKLY.

33. Weekly Imports and Exports from Chief Ports of Wheat, Jute and Cotton. Half anna.

MISCELLANEOUS.

34. Index Numbers of Indian Prices from 1881—1918. As. 13. (3a.)
 35. Crop Forecasts. Half anna each.
Rice—1st (October), 2nd (December), Final (February).
Wheat—1st (January), 2nd (March), 3rd (May), Final (August). Special and Supplementary (intermediate).
Cotton—1st (August), 2nd (October), 3rd (December), Final (February).
Linsced, Rape and Mustard (*winter oilseeds*)—1st (January), 2nd (March), Final (June).
Sesamum (*til or jinjili*)—1st (September), 2nd (October), Final (January), Supplementary (April).
Groundnut—1st (October), Final (February).
Indigo—1st (October), Final (December).
Sugarcane—1st (August), 2nd (October), Final (February).
 36. Large Industrial Establishments in India. R4.
 37. Registration and Publication of Statistics relating to the Sea-borne Trade and Navigation of British India. R3-2.
 38. A Manual on the Preparation of Crop Forecasts in India. As. 8.
 39. Cotton Map of India, No. 1—Showing the different varieties of cotton grown in the different districts and States in India. As. 8.
 40. Cotton Map of India, No. 2.—Showing the relative importance of cotton-growing districts and States in India. As. 4.
- } [Copies of these Maps can be obtained from the Department of Statistics, India, 1, Council House Street, Calcutta.]
41. Quinquennial Report on the Average Yield per Acre of principal Crops in India for the period ending 1916-17. As. 12.
 42. Report on the First Census of Live-Stock, Ploughs and Carts in India, held between December 1919 and April 1920. As. 4.
 43. Handbook showing the limits of Railway lines comprised in each province, etc. As. 12.
 44. A classified list of the commodities which enter into the inland (rail and river-borne) trade of India. R1-13.

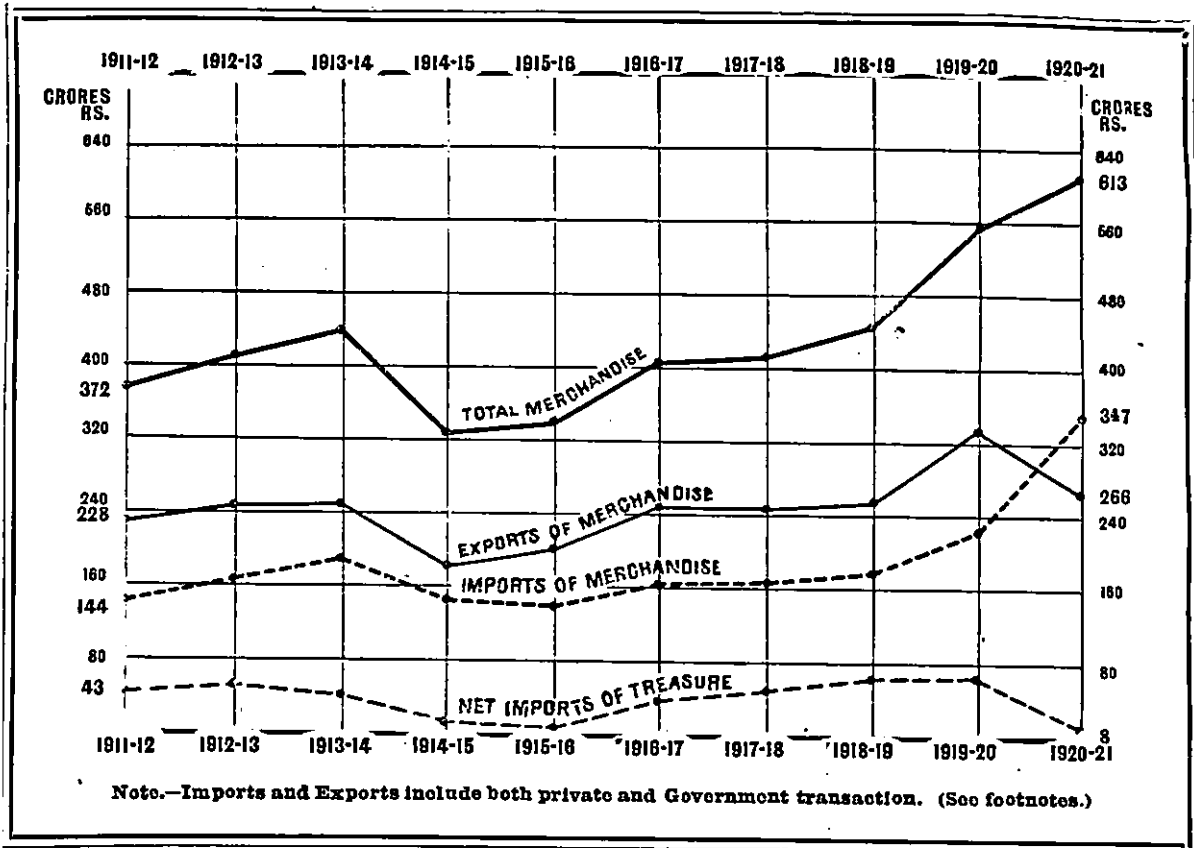
NOTE.—[Those marked with an asterisk (*) to be obtained from the Officer in charge, Bengal Secretariat Book Depot.]

I. THE FOREIGN SEA-BORNE TRADE OF BRITISH INDIA.

(a) IN THE LAST DECADE

(1911-12 TO 1920-21)

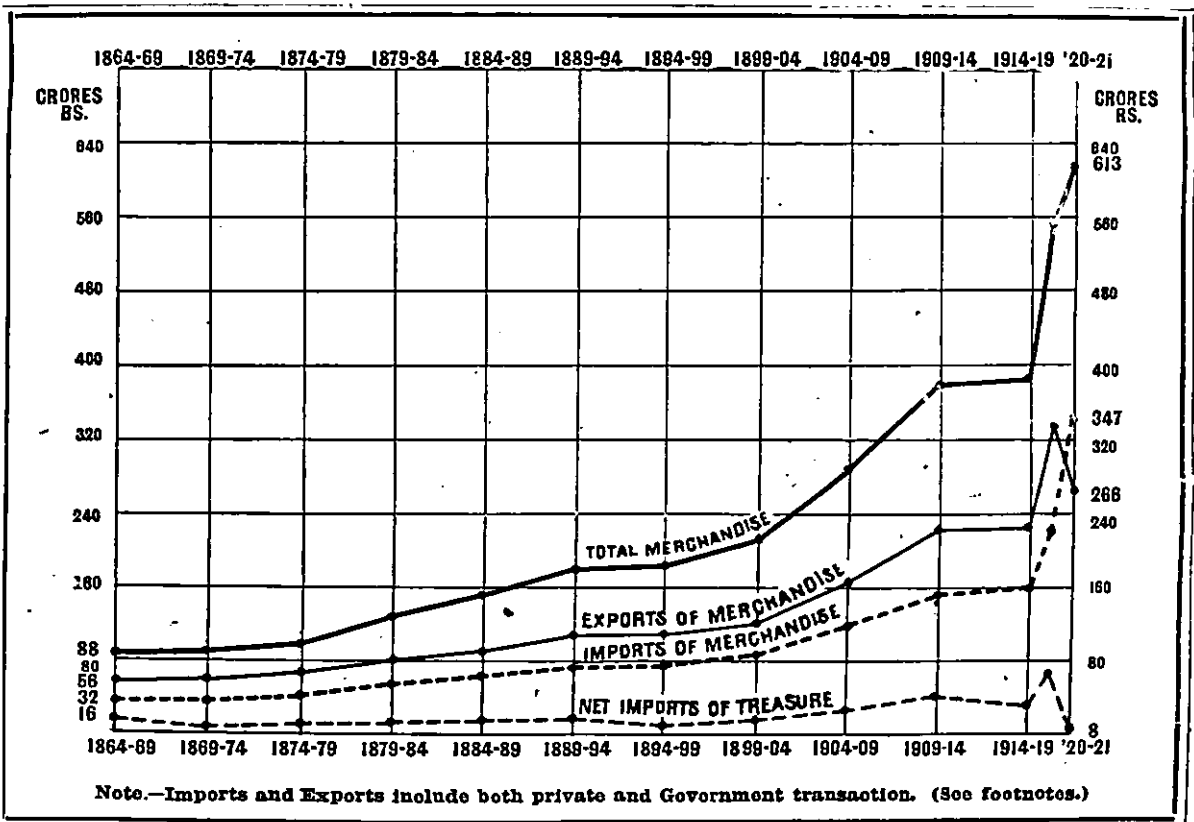
(PRIVATE AND GOVERNMENT)



(b) DURING THE LAST 56 YEARS

(1864-65 TO 1920-21)

(PRIVATE AND GOVERNMENT)



Note.—1. In chart 1(b) the curves are based on averages of 5 years.

2. Total merchandise includes Imports and Exports, both private and Government Stores.

3. Imports of merchandise are inclusive of Government Stores.

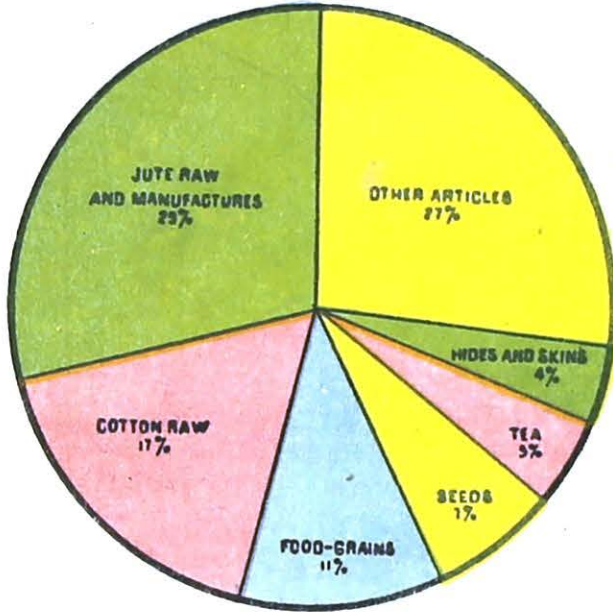
4. Exports of merchandise are inclusive of re-exports and Government Stores.

5. Net imports of treasure are the imports minus the exports of gold and silver, both private and Government. The exports of treasure are ordinarily very much less than the imports.

2. EXPORTS AND IMPORTS—THE SHARE OF PRINCIPAL ARTICLES IN THE EXPORT AND IMPORT TRADE OF BRITISH INDIA IN 1920-21 AS COMPARED WITH THE AVERAGE OF THE FIVE PRE-WAR YEARS, 1909-10 TO 1913-14.

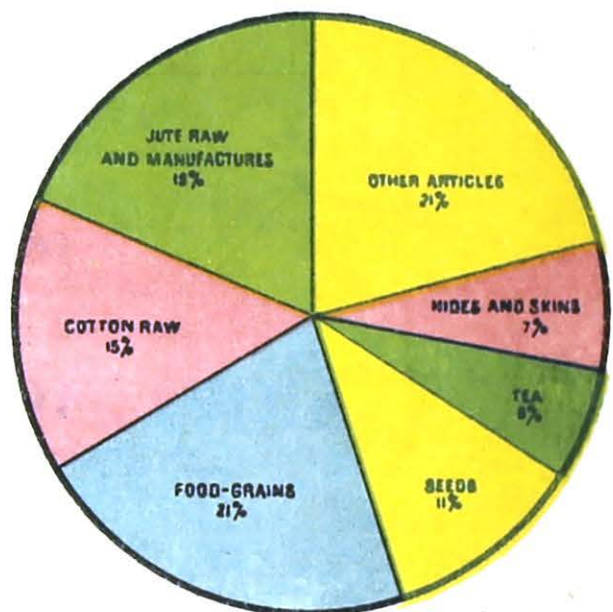
1920-21
(YEAR UNDER REVIEW)

EXPORTS



1909-10 to 1913-14
(PRE-WAR AVERAGE)

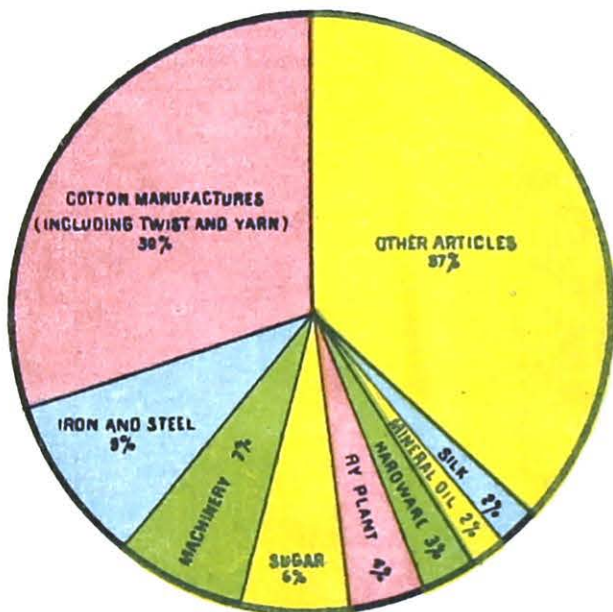
EXPORTS



Note the increase in the percentage share of raw and manufactured jute and raw cotton, and the decrease in the case of food-grains, seeds, tea, and hides and skins, as compared with the pre-war period.

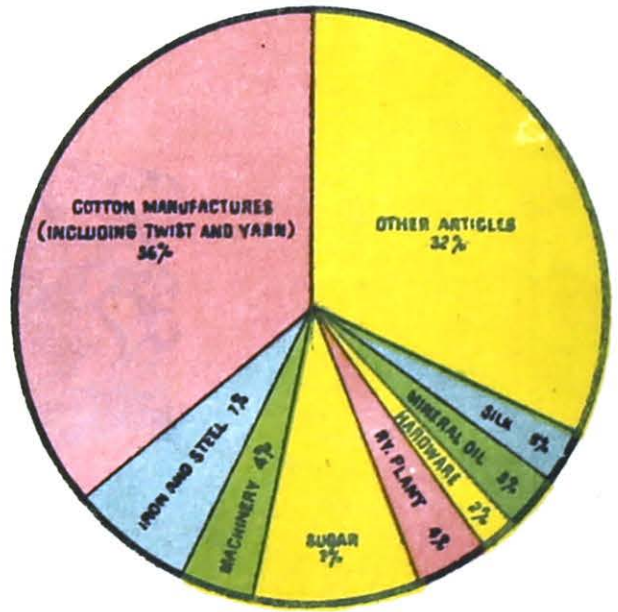
1920-21
(YEAR UNDER REVIEW)

IMPORTS



1909-10 to 1913-14
(PRE-WAR AVERAGE)

IMPORTS



Note the increase in the percentage share of iron and steel, machinery and hardware, and the decrease in cotton manufactures, sugar, mineral oil and silk, as compared with the pre-war period.

Forty-seventh Issue]

DEPARTMENT OF STATISTICS, INDIA

REVIEW

OF THE

TRADE OF INDIA

IN

1920-21

Published by order of the Governor-General in Council.



CALCUTTA
SUPERINTENDENT GOVERNMENT PRINTING, INDIA
1921

Price annas twelve.

[No. 1480.]

INDEX

	TABLES					TABLES			
	Report	Import	Export	Miscellaneous		Report	Import	Export	Miscellaneous
Absorption of gold	37	86	Calculated values of imports and exports	..	79, 81	79, 81	..
Acids	11	Camphor	11	58
Aden	12, 19, 27, 28, 37	63, 68	63, 68	..	Canada	8, 9, 17, 23, 27, 29, 30	64, 68	63, 64, 68	..
Afghanistan	33, 34	99, 100	99, 100	..	Candles	61	87
Agricultural implements	9	57	Canned and bottled provisions	11	58, 79, 81	..	87
Ale. beer, and porter	11	58, 75, 79	..	87	Canvas, flax	..	59	..	87
Alizarine dyes	13	58	..	87	Cape Colony	27	67	67	..
Almonds	..	58	Carbide of calcium
Aluminium	7	57	Carpets and rugs	26	57	60	..
American markets, Indian goods in	49	Carriages and carts	..	55, 59	56	..
Anglo and spring	..	56	..	74	" " wagons	..	57, 59, 62
Aniline dyes	13	58, 79, 81	..	87	Cassia lignea	..	58
Animal oil	..	57	Castor oil (<i>Ricinus Communis</i>)	22	..	61	87, 93
Animals, living	..	59	61	..	" seed	21	..	60, 77, 80, 82	87, 93
Apparel	12, 32	55, 58, 59, 73	56, 61, 62	..	Cement	..	58, 62, 75, 79, 81
Arabia	26, 28	63, 69	69	..	Ceylon	20, 23, 26, 27, 29	63, 64, 69	63, 64, 69	..
Argentine Republic	23, 30	..	63, 68	..	Charts illustrating the—				
Arhar dal	88	foreign sea-borne trade.	frontis-piece
Arms, ammunition, and military stores	..	55, 59	Exports, imports and balance of trade	1
Articles by post	12, 27	59, 62	61, 62	..	share of principal articles in the import and export trade	front's-piece
free of duty	94	share of principal articles and countries in the import trade	page 3
liable to duty	94-97	shares of principal articles and countries in the export trade	page 13
mainly unmanufactured	..	55, 79, 81	55, 56, 80, 82	92	shares of continents and principal countries in the import trade	page 25
miscellaneous and unclassified	..	55, 79, 81	55, 56, 80, 82	..	shares of continents and countries in the export trade	ib
of food, drink and tobacco.	..	55, 79, 81	55, 56, 80, 82	92	Condition of weekly rain all during the monsoon period from June to October 1920	frontis-piece
wholly or mainly manufactured	..	55, 79, 81	55, 56, 80, 82	92	Imports, exports, and production of—				
Australia	12, 17, 26, 27, 29, 30, 37	63, 64, 71	63, 64, 71	..	Cotton piecegoods in India	20
Austria-Hungary	8, 10, 30, 31	63, 64, 65	63, 64, 65	72	Monthly fluctuations in net imports of treasure	38
Bahrein Islands	26, 28, 37	69	69	..	Price of gold in Bombay, silver in London, and the rate of exchange	39
Bajra (<i>Pennisetum typhoidum</i>)	21	..	60, 80, 82	88	Chemicals	11, 32	58, 59, 62
Balance of trade	2, 3, 13, 37-40	86	" drugs, and medicines	3, 11	55, 79, 81	56	..
Bank of England	37	86	Chilé	17, 23, 30	..	63, 68	..
Barley (<i>Hordeum vulgare</i>)	15, 21	..	60, 80, 82	87, 88	Chillies (<i>Capsicum Spr.</i>)	61	87
Bars and channel	6	56, 62, 79, 81	..	74, 87	China	8, 11, 17, 18, 23, 27, 30, 31, 37	63, 64, 69	63, 64, 69	..
Beams, pillars, girders and bridge-work	6	56, 62, 79, 81	..	74, 87	Chrome ore	26
Beans	Cider	..	58
Beer	11	58, 75, 79, 81	..	87	Cigarettes	13	58, 79, 81	..	87
Belgium	6, 7, 8, 13, 16, 18, 21, 22, 26, 27, 30, 31	63, 64, 65	63, 64, 65	..	Cigars	61	87
Beltng for machinery	..	58	Clocks and watches and parts	..	59
Bengal Iron and Steel Works	26	Cloves (<i>Eugenia caryophyllato</i>)	..	58	..	87
Benzine	10	Coai	26, 33	55, 59, 79, 81	56, 61	..
Betelnut (<i>Areca Catechu</i>)	..	58, 79, 81	..	87	" bunker, exports of
Biscuits and cakes	11	58	..	87	" production of	26
Bleaching materials	11	Coal tar dyes (Synthetic)	13, 27
Boilers	7	57	Coasting trade	34, 35	100	100	..
Bones	26	..	61, 80, 82	87	" " exports	34	..	100	..
Books, printed, etc.	..	59	" " imports	34	100
Boots and shoes	24	58, 79, 81	..	87	" " Indian merchandise	..	100, 101	100, 101	..
Borneo	10	69	" " of Bengal	34, 35	101
Bradstreet price index	1	" " Bihar and Orissa	101
Brandy	11	87	" " Bombay	34, 35	101
Brass, bronze, etc.	7	57	" " Burma	34, 35	101
Brazil	16	64	64, 68	..	" " Madras	34, 35	101
Breweries, production of Indian	11	" " Sind	35	101
Bricks	87	" " principal articles	34, 35	101	101	..
and tiles	..	58	" " provincial distribu-
Bridge work	6	56, 57, 79, 81	" " shipping	34	101
Bristles	61	..	" " total value	34	100	100	..
British East Africa	..	63, 67	63, 67	..	" " treasure	34	100	100	..
Empire	28, 29, 30, 32, 33	63, 64	63, 64	..	Cocoa	11
markets, Indian goods in	42, 48	Coconut oil (<i>cocos nucifera</i>)	22	..	61, 62	87, 93
Guiana	68	..	Coffee (<i>coffea arabica</i>)	26, 33	..	61, 80, 82	87, 91, 93
India trade of (calendar year)	..	64	64	..	Coir	27, 33	..	61	..
South Africa	29, 30	64	64	..	" manufactured	27	..	80, 82	93
Builder's hardware	9	57	" unmanufactured	87
Building and engineering materials	..	58					
Bullion	37					
Burma Mines Co., Ltd.	26					

INDEX

	Report	TABLES			Report	TABLES		
		Import	Export	Miscellaneous		Import	Export	Miscellaneous
Coke	55, 59	56, 61	..	Enfaced rupee paper	8
Colombo	19	Engines, locomotive	3	59	..
Company flotations	42	Excise duty on cotton goods	35	..	9
Condensed milk	11, 12	58	..	87	" " " motor spirit	35	..	9
Confectionery	8	57	Export duty on rice, tea, jute	35	..	9
Controller of Currency	37	Exportable surplus of Indian produce—percentage of	15
Copper	7	57, 59, 73	Exports of Indian merchandise	13—28	53, 54, 55	..
" wrought	57, 62, 79, 81	..	87	" excess of—over imports	38	..	53
Copra or dried coconut kernel	21	..	60, 77, 80, 82	87, 93	" net	38	..	53
Cordage and rope	59	61	..	" principal articles of	15	..	60—62
Corrugated sheet iron	89	" principal increases or decreases	15	..	62
Cotton, Broach, prices of	18	89	" ratio of—to production	15	..	9
" Indian	17, 18	" tariff	13	..	97
" fents	4	56, 79, 81	" value of (grand total)	53
" freights for	91	" " " by classes	55, 56
" goods	3, 19, 20	56, 62, 72, 79, 81	60, 62, 72, 80, 82	87	Farinaceous and patent foods	11, 12	58	..
" handkerchiefs and shawls	4	56, 79, 81	..	87	Fents	4	56, 79, 81	..
" hosiery	4, 6	56, 62	Fibres for brushes	56, 61
" manufactures	4—6, 15, 19, 20, 32, 33	56, 59, 62, 72	60, 62, 72	93	Fish (excluding canned fish)	61
" " excise duty on	92	" dry, salted	61
" piecegoods	4—6, 19, 20, 27, 28	56, 62, 101	60, 62, 72, 101	..	Fishmaws and sharkfins	61
" " grey	56, 62, 79, 81	60, 62, 80, 82	87	Flax, canvas	59	..
" " white	4—6, 19	56, 62, 79, 81	62	87	" piecegoods	59	87
" " coloured	20	56, 62, 79, 81	60, 62, 80, 82	87	" raw	59	..
" " descriptions of	Fodder, bran and pollards	28	..	61
" " prices of	5, 19	Food, drink, and tobacco	55, 79, 81	55, 56, 80, 82
" raw (<i>Gossypium Sp.</i>)	15, 17, 18, 33	55, 56, 62, 72, 101	56, 60, 62, 72, 80, 82, 88, 93, 98	71, 87, 88, 93, 98	" grains	12, 20, 21
" " coastwise	101	101	..	" other than rice and wheat	21
" " Indian production	89	" prices, percentage rise in	89
" " prices of	4, 17, 18	89	Foreign countries and others, trade with	28—33	63	63
" seed	60, 62, 77, 80, 82	87, 93	" trade of India as compared with that of other countries	64	64
" shawls	56, 79, 81	..	87	France	9, 11, 16, 17, 21, 22, 24, 26, 27, 30, 31	63, 64, 66	63, 64, 66
" thread, sewing	4	56	Free articles	94
" yarn	3—5, 18, 27	56, 62, 72, 79, 81	60, 62, 72, 80, 82	87	Freights, Indian—maritime	91, 92
" " by counts	5	72	..	72	" maritime—for coal, gunnies, pig iron, rice, jute, linseed, tea, etc.	91
" " prices of	4	Freights of a subsidised non-British Far Eastern steamship company	33—34	99, 100	99, 100
" " production of Indian—waste	4, 5, 18	72	Frontier trade	100
" woven goods, production of	Frontier trade, cotton piecegoods	99, 100	99, 100
Council drafts	1, 38	86	" " export of—
Crop, percentage of export to production of—	15	98	" " principal articles of
Cuba	30	..	63	..	" " registration of	33	99	99
Customs tariff, Indian	35	94—97	" " total value	33, 34	99	99
" free articles	35	94	" " with Afghanistan	33, 34	99	99
Customs revenue	35, 36	92	" " " Bhutan	33	99	99
Cutlery	9	59	" " " Central Asia	33, 34	99	99
" hardware, etc.	55, 79, 81	56	..	" " " Dir, Swat and Bajaur	33, 34	99	99
Cycles	8, 9	59	" " " Karennee	33	100	100
Dates	68, 79, 81	" " " Nepal	33, 34	99	99
Declared value per unit of principal articles of import and export	87	" " " Persia	33, 34	99	99
Direction of Indian trade	28—33	" " " Sikkim	33, 34	99	99
Domestic hardware	57	" " " Shan States	33, 34	99	100
Drugs and medicines	3, 11	58, 59, 62	61	..	" " " Siam	33	100	100
Dutiable articles	94—97	" " " Tibet	33, 34	99	99
Duty, excise—on cotton goods	35	92	" " " Western China	33, 34	100	100
" " motor spirit	35	92	" " " wool, raw, imports of	34	100	100
" " export—on rice	35	92	Fruits and vegetables	12	55, 58	56, 61, 62, 80, 82
" " " jute	35	92	" " dried, etc.	58	61
" " tea	35	92	" " fresh	58	61
" " import	3, 35	92	Fuel oil	10
" " levied in foreign countries—percentage of	92	Furniture and cabinetware	55, 59	56
Dyeing and tanning substances	12, 27	..	61	..	German East Africa	67	67
Dyes, synthetic	13, 27	German silver	57, 73	..
Earthenware and porcelain	58	Germany	6—13, 16, 17, 18, 22, 24, 27, 30, 31	63, 64, 66	63, 64, 66
East Africa	20, 28, 37	Ghi	11	..	61
East African Protectorate	29	63, 67	63, 67	..	Ginger (<i>Zingiber officinale</i>)	61
Egypt	8, 12, 18, 19, 21, 27, 30, 36	63, 64, 67	63, 64, 67	..	Girders	6	56, 79, 81	..
Electrical apparatus	58	Glass and glassware	13, 32	58	..
" machinery	7	57, 62	" bangles	58	..
Electroplated ware	9	" beads and false pearls	58	..
Enamelled ironware	9	57	" bottles and phials	58	..
					" funnels, globes, etc.	58	..
					" lamps (glass parts of)
					" sheet and plate	58	..
					Glassware and earthenware	55, 79, 81	56
					Gold, absorption of	37

INDEX

	Report	TABLES				Report	TABLES		
		Import	Export	Miscellaneous			Import	Export	Miscellaneous
Gold bullion and coin	57	Iron bars and channel	6	56, 79, 81	..	74, 87
" net imports of	37	86	" rice bowls	56
" stocks of	86	" and steel	3, 6, 7	55, 56, 59, 73	56, 61, 62	74, 92
" and silver, thread	58	Iron and steel local industry of	26
" Standard Reserve	86	" or steel, beams, pillars, etc.	6	56, 79, 81	..	74, 87
Government stores	28	53, 55, 59	53, 55	..	" bolts and nuts	74
" imports of	28	53, 59	" hoops and strips	6	56	..	74
" exports of	28	..	53	..	" manufactures	6, 7
Grain, pulse, and flour	12, 50, 21	55, 59	56, 60	..	" nails, rivets, and washers	56, 79, 81	..	74, 87
Gram (<i>Cicer arietinum</i>)	15, 21	..	80, 82	88, 89	" pipes and fittings, cast	56	..	74, 87
Groundnuts (<i>Arachis hypogea</i>)	15, 21	..	60, 62, 77	87, 91, 93, 98	" rails, chairs, etc.	74
Gums, resins	59	86, 82	87, 91, 93, 98	" screws	56
" and lac	55	62	87	" sheets and plates—	56, 79, 81	..	74, 87, 91
Gunpowder	12	55, 58, 73	62	87	" galvanized
Haberdashery and millinery	4	56, 79, 81	..	87	" not galvanized or	56, 79, 81	..	74, 87
Hankerchiefs and shawls	3, 9, 32	57, 62, 74	62	..	" tinned	56, 79, 81	..	74, 87
Hardware	59, 79, 81	" imports from the United	7
" and cutlery	57	Kingdom	7
" detailed items of	58	other countries	7
Hats, caps and bonnets	27, 33	..	56, 61, 62, 78	87	the United States	7
Hemp, raw (<i>Crotalaria juncea</i>)	24, 25	..	80, 82	..	" tubes and fittings, wrought	56	..	74, 87
Hides and skins and leather	14, 15, 24, 33	55, 59	56, 60, 78	87, 91	" wire	74
" " " raw	15, 24, 25, 33	59	78	87	Italian East Africa	12	67	67	..
" " " tanned or dressed	24, 25	..	60	..	Italy	6, 9, 11, 12, 16, 17, 18, 21, 22, 24, 27, 30, 31	66	66	..
" buffalo	24, 25	..	60	..	Ivory	59
" callskins	24, 25	..	60	..	Jams and jellies	11
" cow	24, 25	..	60	..	Japan	1, 5—12, 16—18, 20, 26—31, 36, 37	63, 64, 69	63, 64, 70	71
" goat skins	14, 24	..	60, 78, 80, 82	87, 91, 93	Japanese vessels	36, 37	98, 101
" raw	24, 25	..	60, 78, 80, 82	87, 91, 93	Java	8, 23, 26, 30, 31	63, 64, 70	63, 64, 70	..
" tanned or dressed	6, 8, 12, 27, 30	63, 64, 66	63, 64, 66	93	Jawar and bajra (<i>Pennisetum ty-</i> <i>phoidesum</i>)	21	..	60, 80, 82	..
Holland	11, 20, 26, 29, 30	63, 64, 69	63, 64, 69	..	Jewellery, also plate of gold and	59
Hongkong	6	56	..	74	silver
Hoops and strips	61	87	Jute, raw (<i>Corchorus capsularis</i>)	14, 15, 16, 33	59	56, 59, 60, 75, 76, 80, 82	87, 88, 89, 93, 98, 99
Horns, tips, etc.	87	" duty on	92
Horses	4, 6	56, 62	" freights for	91
Hosiery, cotton	57	" manufactures	15, 17, 23	59	59, 60, 75	89, 93
Implements and tools	93	" bags	17	..	60, 75, 80, 82	87
Import duty levied in foreign coun-	92	" cloth	17	..	60, 75, 80, 82	87
tries—percentages of	94—97	" rope and twine	60	..
" net	" mill consumption	16	76
Imports of Government Stores	28	53, 59	" prices of	14, 16, 17	90
" " private merchandise (total)	3	53, 54, 79, 81	" production of	16
" principal articles of	3—13	56—59	" yarn	17
" increases or decreases	3	62	Kerosene oil	10	57, 79, 81, 101	..	87
" treasure	38	53	Lac	14, 15, 25, 33	62, 77	..	93
" value of (grand total)	3	53, 79, 81	" shell	14, 15, 25	60, 82	..	87, 91
" by classes	55	Lamps, metal	9
Import and export trade of Australia	64	64	..	Land frontier trade	33, 34	99, 100	99, 100	..
" " " Brazil	64	64	..	Lead	7, 26	57, 73
" " " British South	Leather—buffalo hides	24, 25	..	60	..
" " " Africa	64	64	..	" cow hides	24, 25	..	60	..
" " " Canada	64	64	..	" goat skins	24, 25	..	60	..
" " " Egypt	64	64	..	" sheep skins	24, 25	..	60	..
" " " France	64	64	..	" skins tanned	25
" " " Netherland	64	64	..	Linseed	15, 21	..	60, 77, 80, 82	87, 88, 89, 93, 98
" " " Japan	64	64	..	Liquors	3, 11, 32	55, 58	56	92
" " " Sweden	64	64	..	" ale, beer, and porter	11	58, 75, 79, 81	..	87
" " " Belgium	64	64	..	" brandy	11	87
" " " United Kingdom	64	64	..	" brewing industry	11
" " " States of America	64	64	..	" champagne
Increases and decreases in the values	3, 12, 15, 25	" cider	58
of the principal articles	1	62	62	89	" spirit	11	58
Index numbers of prices	27, 33	..	61, 77	87, 91, 93, 98	" whisky	11	87
Indigo (<i>Indigofera Sp.</i>)	27	" wines	11	58
" production	26	69	63, 69	..	Locomotives	8	57, 59
Indo-China	Lubricating oil	10
Instruments, apparatus and	12	57, 59	Machinery and millwork	7, 32	57, 59, 74, 79, 81
" appliances	12	57	" boilers	7	57
" electrical	57	" cotton mill	7	57
" musical	57	" duties on	92
" photographic	57	" electrical	7	57
" scientific and philoso-	57	" jute mill	7, 16	57
" phical	57	" mining	7	57

INDEX

	Report	TABLES				Report	TABLES		
		Import	Export	Miscellaneous			Import	Export	Miscellaneous
Machinery prime movers	..	57	Oils animal	..	57	..	
" rice and flour mills	7	57	" castor (<i>Ricinus communis</i>)	22	..	60	
" sewing and knitting	7	57	" coconut (<i>Cocos nucifera</i>)	22	..	60	
" tea garden	7	" essential	..	57	60	
" textile	7	57	" kerosene	..	57,70,81,	..	
" typewriters	7	57	" mineral	..	101	87	
Maize (<i>Zea Mays</i>)	21	88	" petroleum	..	57,75,79,	60	
Manganese ore	20	..	60, 80, 82	87	" vegetable	..	81	..	
Manufactured articles	..	55,79,81	55,56,80,	92	Oilseeds	12, 15,	55	56, 60,	
Markets—Indian goods in British	42—40	" castor (<i>Ricinus communis</i>)	21	..	77, 78	
and American	29	50	61	..	" coopro	21	..	60, 77, 78,	
Manures	..	68	08	..	" cotton (<i>Gossypium Sp.</i>)	21	..	80, 82	
Maskat territory and Trucial Oman	12, 13	58, 79, 81	" groundnuts (<i>Arachis hypo-</i>	15, 21	..	60, 77, 78,	
Matches	8, 20, 27	63, 64, 67	63, 64, 67	..	" linseed (<i>Linum utilissimi-</i>	15, 21	..	80, 82	
Mauritius	29, 30, 37	" mow	21	..	60, 77, 78,	
Medicines	3, 11	58	" mustard (<i>Brassica Sp.</i>)	21	..	80, 82	
Merchandise total imports and exports	1	53	53	..	" poppy (<i>Papaver somni-</i>	60, 77	
" monthly imports	" rapeseed (<i>Brassica Sp.</i>)	21	..	80, 82	
" and exports of	1	" sesamum (<i>Sesamum indi-</i>	15, 21	..	60, 77, 78,	
" net exports of	38	54	54	..	" Opium	26	..	80, 82	
" trade in private—	..	55	55, 56	..	Ore	26, 33	57	60	
" according to classes	" Manganese	26	..	60, 80, 82	
" value of exports of	13	..	53, 56, 86	..	" Wolfram	26	
" private—	3	53, 55, 86	Oriental economist price index	1	
" imports of	12, 18, 19,	Other food-grains	21	
Mesopotamia	23, 26, 27,	Paddy	20	..	60	
" ..	28, 30, 31,	Painter's materials	..	58	..	
" ..	37	Paints and colours	..	58, 79, 81	..	
Metal lamps	9	Paper and pasteboard	3, 10, 11,	57	..	
Metals	6, 7, 33	56, 57, 59	61, 62	..	" making materials	..	59	..	
" and ores	32	..	62	..	" mills	11	
" and manufactures	6, 7	..	61	..	" packing and pasteboard	
" aluminium	7	57	" pasteboard and stationery	..	55, 79, 81	56	
" brass, bronze, etc.	7	57	" printing paper	11	..	87	
" duty on	95, 96	" writing	11	
" copper	7	57, 59, 73	Paraffin wax	26, 27	..	61, 80, 82	
" german silver	..	57, 73	Patent fuel	..	55	56	
" iron	6, 7	73	Pearls	..	59	..	
" and steel	3, 6, 7	55, 56, 59,	56, 61, 62	74, 92	Pepper	61	
" lead	7	57, 73	Percentage of exports to production	15	
" other than iron or steel	7	55	56	..	" of crops	98	
" tin	..	57, 73, 79,	Percentage share of principal	
"	81	" countries in the exports of gunny	
" zinc or spelter	..	57, 73	" bags and cloth	76	
Metallic ores and scraps	..	55	56	..	Persia	10, 18, 19,	63, 64,	63, 64,	
Mica	27, 33	..	61	87, 93	" ..	23, 27, 28,	70, 99	70, 99	
Milk, condensed and preserved	11, 12	58	..	87	" ..	30	
Mill consumption of raw jute	16	..	76	76	Pera	
Mills cotton (Indian)	4, 19	Petroleum	92	
" jute	10	" production of—in India	
Mineral oil	3, 10, 32	57, 75, 79,	61	..	Philippines	17	
" .. kerosene	10	57, 79, 81	..	87	Photographic instruments	..	57	..	
" .. other kinds	10	57	Pig iron	26	..	90, 92	
Mines at Namtu	34	" .. production of	26	
Mining machinery	7	57	Pipes and fittings, cast	..	56	74, 87	
Miscellaneous and unclassified	..	55, 79, 81,	55, 56, 80,	92	Pitch, tar and dammer	..	59	87	
" articles	..	82	Pittman Act	37	
Molasses	8	57	..	87	Polishes	..	59	..	
Monsoon	3, 8, 13,	Portuguese East Africa	..	68	68	
Monthly imports and exports of	21	Poppy seed	60, 77	
" merchandise	1	54	54	..	Precious stones and pearls, unset	..	59	..	
" gold and silver	..	85	85	..	Prices, Indian—in 1920-21 expressed	
Motor cars	8, 9, 32	57, 74	" in index number	1	..	87	
Motor cycles	8, 9	57, 74	" calculated values	41	..	70, 83	
" spirit (beuzine, etc.)	92	" index—statist. Bradstreet,	
" wagons	9	57, 74	" Oriental Economist	1	
Mow	21	..	60, 77	93	" margins of—between superior	
Musical instruments	..	57	" and inferior qualities of goods	14	
Mustard seed	21	..	60	..	" silver	1, 37, 39,	
Myrobalans (<i>Phyllanthus emblica</i>)	27, 33	..	61, 80, 82	87, 91, 93	" wholesale	40	..	69	
Nails, rivets and washers	..	56, 79, 81	..	74, 87	Prime movers	..	57	..	
Natal	27	67	67	..	Production—ratios of exports to	15	..	93	
Nationality of vessels	36	98	Proprietary and patent medicines	11	58	..	
Native craft, number and tonnage of	36, 37,	98					
" States in Arabia other than					
" Maskat territory and Trucial	26, 28	09	09	..					
" Oman	33, 34	99	99	..					
Nepal	29, 37	71	71	..					
New Zealand	10, 11	63, 66	66	..					
Norway	2					
Note issue	30, 31	59					
Oil cloth and floor cloth	21, 22	..	61, 80, 82	87					
Oilcake	22	55, 57	56, 61, 80,	82					
Oils					

INDEX

	Report	TABLES				Report	TABLES		
		Import	Export	Miscellaneous			Import	Export	Miscellaneous
Provinces, share of, in—									
Coasting trade	34	101	Skins, calf	24, 25	..	60	..
Foreign Sea-borne Trade	28	" goat	24	..	60, 78, 80, 82	87, 93
Provisions and oilman's stores	11, 12	55, 58, 75	56, 61, 80, 82	..	" raw	24	..	60	..
" canned and bottled.	11	53, 79, 81	..	87	" sheep	25	..	60, 78, 80, 82	87, 93
Pulp of wood	11	75	" tanned and dressed
Pulse	21	..	60, 80, 82	87, 93	Sleepers of wood	12, 22	58, 79, 81	..	87
Quinine	3, 7, 8, 32	55, 57, 59, 74	56	92	Soap	11	58
Railway plant and rolling stock	8	57	Soda compounds	11
" carriages and wagons	8	57	Sodium carbonate	29, 30	87
" locomotives	8	57	South Africa	31
" materials	8	57	South America	12, 16, 24, 28, 30, 31	64, 67	63, 64, 87	..
" bridgework	8	57	Spain	12	55, 58	56, 61, 80, 82	93
" rails, chairs, fishplates	8	57	" betelnuts (<i>Areca Catechu</i>)	..	58, 79, 81	..	87
" sleepers and keys	8	57	" chillies (<i>Capsicum Sps.</i>)	61	87
" sleepers of wood	8	57	" cloves	58	..	87
Rapeseed	21	..	60, 77, 78, 80, 82	87, 89, 91, 93	" ginger	61	..
Raw materials	55, 79, 81	55, 56, 80, 82	92	" pepper	61	87
Re-exports	27, 28	..	53, 54, 55	..	Spirit	11	79, 81	..	87
Registration of frontier trade	33	" present in drugs
Retail prices of articles of food	..	68	68	89	Stationery	59
Reunion	16, 39	86	Statist price index	1
Reverse drafts	13, 16, 20, 21	..	60, 76, 77	87, 88, 89, 98	Steamers, nationality of	36	98
Rice (<i>Oryza sativa</i>)	7	57	" number and tonnage of	36	98
" and flour mill machinery	..	56	Steel, angle and spring	..	56	..	74
" bowls	92	" bars and channel	7	56, 79, 81	..	74, 87
" export, duty on	91	" cast	50
" freights for	20	..	60	..	Straits Settlements	8, 10, 12, 17, 18, 20, 22, 26, 30, 37	63, 64, 70	63, 64, 70	..
" in the husk	20, 21, 33	..	60, 77, 80, 82	87, 93	Sugar	3, 8, 27, 32	55, 57	56, 61, 62	91, 92, 99
" not in the husk	20, 21	89	" beet	8
" prices of Indian	66	66	..	" Java	8, 27
Roumania	26	58	61	..	" 15 Dutch standard and below	..	57	..	93
Rubber	20, 33	..	61, 80, 82	87	" 16 Dutch standard and above	27	57, 79, 81	..	87
" raw	9	74	" Mauritius	8
" tubes for motor tyres	9	74	" production of India	8
" tyres for motor cars	..	57	" wholesale prices of	70	70	89
Rugs	1, 10, 14, 23, 30	63, 64, 66	Sumatra	1—3
Russia	66	Summary (General)	10, 11, 13, 24, 30, 31	63, 64, 67	63, 64, 67	..
Saccharin	3, 12	58, 79, 81	..	87	Sweden	6, 13, 30, 31	63
Salt	12	Switzerland	13, 27
Salt, production of—(Indian)	27, 33	..	61	87, 91	Synthetic dyes	59	..	87
Saltpetre or potassium nitrate	61	..	Tallow and stearine	55	56, 61	..
Sandal wood	71	..	Tallow, stearine, and wax	..	84—37	87	..
Sandwich Islands	Tariff rates Schedules	24
Scientific and philosophical instruments	..	57	Tata Iron and Steel Co.
Sorews	56	Tax on jute, raw and manufactures	14, 22—	55, 59	56, 60, 78, 80, 82	87, 89
Sea-borne trade, foreign, values of—	1	53, 54	53, 54	..	Tea (<i>Camellia Thea</i>)	24, 33
" calculated values of—	..	79, 81	80, 82	..	" cess	92
" Sea-borne trade, on the basis of 1919-20 and 1913-14	79, 81	80, 82	..	" chests	58
Second-hand clothing	12, 33	55	56, 60, 77, 78, 80, 82	87, 89, 91, 93	" companies
Seeds	15, 21	..	60, 77, 78, 80, 82	87, 88, 91, 93, 98	" duty on	92, 93
Sesamum	7	57	" exports of—to the United Kingdom
Sewing and knitting machines	34, 35	" freights for	23	91
Shan States	6	56, 79, 81	..	74, 87	" machinery	14, 23	57
Sheets and plates	14, 15, 25	..	80, 82	87, 91	" prices of—	22
Shellac	36	97, 98	" production of—	33	..	61	87
Shipping clearances—	37	Teakwood (<i>Tectonia grandis</i>)
" coasting	36	98	Telegraphs materials for construction and accessories	..	59
" foreign	36	98	Telegraphic transfer—selling rates.	1
" nationality of vessels	36	98	Textile machinery	7	57
" number and tonnage of steamers, tonnage of	36	98	Tibet	33, 34	99	99	..
Ships, parts of	59	..	98	Tibetan wool	100
Shuttles	Timber	58, 79, 81	..	87
Siam	18, 26	70	70	..	Tin	57, 73
Silk	3, 11, 32	55, 57, 73	56, 61, 73	..	" unwrought (blocks, etc.).	..	79, 81	..	87
" manufactures	11, 32	57, 73	61, 62, 73	93	Tobacco (<i>Nicotiana Tabacum</i>)	12, 27, 33	55, 58	56, 61	87
" mixed goods	11	57, 79, 81	..	87	" duty on—
" piece goods	11	57, 62, 79, 81	62	87	Toilet requisites	59	..	92, 93
" raw	11, 32	57, 62, 73, 79, 81	61, 62, 73	87, 93	Toys and requisites for games	..	59
" yarn, noils, and warps	..	57	Trade according to British Empire and Foreign countries	28—33	63, 64	63, 64	..
" waste	57	" by countries	28—30, 33, 34	63—71	63—71	..
Silver bullion and coin	92	" direction of Indian—	28—33
" imports and exports of—	37	84, 85	" of India and of other countries	..	64	64	..
" prices of	1, 37, 39, 40	" with Aden	12, 19, 27, 28, 37	63, 68	63, 68	..
" thread	58	" Arabia	26, 28	63, 69	69	..
					" Argentine Republic	23, 30	..	63, 68	..
					" Australia	26, 27, 29, 30, 37	63, 64, 71	63, 64, 71	..

INDEX

	Report	TABLES			Miscellaneous		Report	TABLES			Miscellaneous
		Import	Export					Import	Export		
Trade with Austria-Hungary	8,10,30,31	63,64,65	63,64,65	71		Trade with Turkey in Asia (Mesopotamia)	12,18,19,23,26,27,28,30,31,37	63,71	63,71		
" " Bahrain Islands	26,28,37	69	69	..		" " Turkey in Europe	30	..	67	..	
" " Belgium	6,7,8,13,16,18,21,22,26,27,30,31	63,64,65	63,64,65	..		" " United Kingdom	1,5-13,16,17,20-29,30,37	63,64,65	63,64,65	..	
" " Borneo	10	63,69		" " United Kingdom, other British and Foreign countries	28-33	63,64	63,64	..	
" " Brazil	16	..	68	..		" " United States of America	1,6-13,16,17,21,22-28,30,31,36,37	63,64,68	63,64,68	71	
" " British Empire	28,29,30,32,33	63,64	63,64	..		" " West Indies	17,20	..	68	..	
" " " Guiana	68	..		Treasure, imports and exports of	37,38	53	53	..	
" " " South Africa	29,30		" " net imports of	38	53	53	..	
" " Canada	8,9,17,23,27,20,30	68	63,68	..		Tubes and fittings wrought	..	56	..	74,87	
" " Cape Colony	27	67	67	..		Turkey in Asia	See under "Trade with etc."	63,71	63,71	..	
" " Ceylon	20,23,26,27,29	63,64,69	63,64,69	..		" " Europe	30	..	67	..	
" " Chile	17,23,30	..	63,68	..		Turmeric (<i>Curcuma longa</i>)	61	..	
" " China	8,11,17,18,23,27,30,31,37	63,64,69	63,64,69	..		Twist and yarn (cotton)	See under cotton	56,62,72	60,62,72	87	
" " Cuba	30	..	63	..		Typewriters	7	57	..	87	
" " East African Protectorate	29	63,67	63,67	..		Umbrellas	
" " Egypt	8,12,18,19,21,27,30,36	63,67	63,67	..		Umbrellas and fittings	..	59	
" " Foreign Countries	30-33	63	63	..		United Kingdom	See under "Trade with etc."	63,64,65	63,64,65	..	
" " France	9,11,16,17,21,22,24,26,27,30,31	63,64,66	63,64,66	..		United States	Do.	63,64,68	63,64,68	71	
" " German East Africa	..	67	67	..		Value, calculated—of trade	..	79,81	80,82	..	
" " Germany	6,13,16,17,18,22,24,27,30,31	63,64,66	63,64,66	71		Variations in trade owing to changes in prices and volume	..	79,81	80,82	..	
" " Holland	6,8,12,27,30	63,64,66	63,64,66	..		Vessels, nationality of	36	96	
" " Hongkong	11,20,26,29,30	63,64,69	63,64,69	..		" " number and tonnage of—engaged in the foreign seaborne trade	36	96	
" " Indo-China	26	69	63,69	..		West Indies	17,20	..	68	..	
" " Italian East Africa	12	67	67	..		Wheat (<i>Triticum sativum</i>)	13,15,20,21,33	..	60,70,80	87,88	
" " Italy	6,9,11,12,16,17,18,21,22,24,27,30,31	63,64,66	63,64,66	..		" " flour	60,80,82	87	
" " Japan	1,5-12,16-18,20,26-31,36,37	63,64,69	63,64,70	71		" " freights for	96	
" " Java	8,23,26,30,31	63,64,70	63,64,70	..		" " prices of	21	96	
" " Maskat Territory and Trucial Oman	..	68	68	..		Whisky	11	87	
" " Mauritius	8,20,27,29,30,37	63,64,67	63,64,67	..		Wholesale prices of certain staple articles	84	
" " Natal	27	67	67	..		Wines	11	58	
" " New Zealand	29,30,37	63,64,67	63,64,67	..		Wire	74	
" " Norway	10,11,30,31	63,66	66	..		Wood and timber	..	55,58	56,61	..	
" " Persia	10,18,19,23,27,28,30	63,64,70	63,64,70	..		" " sandal	61	..	
" " Portuguese East Africa	..	68	68	..		" " teak	33	..	61,80,82	87	
" " Reunion	..	68	68	..		" " sleepers for railways	..	57	
" " Roumania	..	66	66	..		Wood pulp	11	75	
" " Russia	1,10,14,23,30	63,64,66	63,64,66	..		Wool, manufactures	12,13,26,32	57,59,73	60,62	93	
" " Sandwich Islands	71	..		" " raw	20,28,33	55,57	56,60,62	87,91,94	
" " Siam	18,26	63,70	70	..		" " Tibetan	..	100	
" " Spain	12,16,24,28,30,31	67	63,67	..		Woollen carpets and rugs	26	57	60	..	
" " Straits Settlements	8,10,12,17,18,20,22,20-30,37	63,64,70	63,64,70	..		" " hosiery	..	57	
" " Sumatra	..	70	70	..		" " piece-goods	13	57,62,79	..	8	
" " Sweden	10,11,13,24,30,31	63,67	67	..		" " shawls	..	57,79,81	..	87	
" " Switzerland	6,13,30,31	63		" " yarn and knitting wool	..	67	
						Yarns (cotton)	See under cotton	56,62,72	60,62,72	87	
						" " twist and yarn	79,81	80,82	
						" (silk)	..	57	
						Yarns and textile fabrics cotton	See under cotton	55	56	..	
						" " jute	See under jute	..	56	..	
						" " silk	See under Silk	55	56	..	
						" " wool	See under Wool	55	56	..	
						" " others	..	55	56	..	
						Zinc	..	57,73	

**Agents for the Sale of Books published by the
Superintendent of Government Printing, India, Calcutta.**

IN EUROPE.

Constable & Co., 10, Orange Street, Leicester Square,
London, W.C.
Kegan Paul, Trench, Trübner & Co., 68-74, Carter
Lane, E.C., and 39, New Oxford Street, London,
W.C.
Bernard Quaritch, 11, Grafton Street, New Bond
Street, London, W.
P. S. King & Sons, 2 & 4, Great Smith Street, West-
minster, London, S.W.
H. S. King & Co., 65, Cornhill, E.C., and 9, Pall Mall,
London, W.
Grindlay & Co., 54, Parliament Street, London, S.W.
Luzac & Co., 46, Great Russell Street, London, W.C.

W. Thacker & Co., 2, Creed Lane, London, E.C.
T. Fisher Unwin, Ltd., 1, Adelphi Terrace,
London, W.C.
Wheldon & Wesley, Ltd., 28, Essex Street, London,
W. C.
B. H. Blackwell, 50 & 51, Broad Street, Oxford.
Deighton Bell & Co., Ltd., Cambridge.
Oliver and Boyd, Tweeddale Court, Edinburgh.
E. Ponsonby, Ltd., 116, Grafton Street, Dublin.
Ernest Leroux, 28, Rue Bonaparte, Paris.
Martinus Nijhoff, The Hague, Holland.

IN INDIA AND CEYLON.

Thacker, Spink & Co., Calcutta and Simla.
Newman & Co., Calcutta.
R. Cambay & Co., Calcutta.
S. K. Lahiri & Co., Calcutta.
B. Banerjee & Co., Calcutta.
The Indian School Supply Depôt, 309, Bow Bazar
Street, Calcutta, and 226, Nawabpur, Dacca.
Butterworth & Co. (India), Ltd., Calcutta.
Rai M. C. Sarcar Bahadur & Sons, 90/2-A, Harrison
Road, Calcutta.
The Weldon Library, 57, Park Street, West, Calcutta.
Standard Literature Company, Limited, Calcutta.
Lal Chand & Sons, Calcutta.
Association Press, Calcutta
Higginbotham & Co., Madras.
V. Kalyanaram Iyer & Co., Madras
G. A. Natesan & Co., Madras.
S. Murthy & Co., Madras.
Thompson & Co., Madras.
Temple & Co., Madras.
P. R. Rama Iyer & Co., Madras.
Vas & Co., Madras.
E. M. Gopalakrishna Kone, Madras.
Thacker & Co., Ltd., Bombay.
D. B. Taraporevala, Sons & Co., Bombay.
Mrs. Radhabai Atmaram Sagoon, Bombay.
Sunder Pandurang, Bombay.
Gopal Narayan & Co., Bombay.
Ram Chandra Govind & Son, Kalbadevi, Bombay.

Proprietor, New Kitabhkhana, Poona.
The Standard Bookstall, Karachi.
Mangaldas Harkisandas, Surat.
Karsandas Narandas & Sons, Surat.
A. H. Wheeler & Co., Allahabad, Calcutta and Bombay.
N. B. Mathur, Supt., Nazir Kanun Hind Press,
Allahabad.
Munshi Seeta Ram, Managing Proprietor, Indian Army
Book Depôt, Jubi, Cawnpore.
Rai Sahib M. Gulab Singh & Sons, Mufid-i-Am Press,
Lahore and Allahabad.
Rama Krishna & Sons, Lahore.
Supt., American Baptist Mission Press, Rangoon.
Manager, the "Hitavada," Nagpur.
S. C. Talukdar, Proprietor, Students & Co., Cooch
Behar.
A. M. & J. Ferguson, Ceylon.
Manager, Educational Book Depôts, Nagpur and
Jubbulpore.*
Manager of the Imperial Book Depôt, 63, Chandney
Chauk Street, Delhi.*
Manager, "The Agra Medical Hall and Co-operative
Association, Ltd." (Successors to A. John & Co.,
Agra).*
Supt., Basel Mission Book and Tract Depository,
Mangalore.*
P. Varadachary & Co., Madras *
Ram Dayal Agarwala, 184, Katra, Allahabad.*
D. C. Anand & Sons, Peshawar.*
Manager, Newal Kishore Press, Lucknow.*
Maung Lu Gale, Proprietor, Law Book Depôt,
Mandalay.*

* Agents for the sale of Legislative Department publications only.

Advertising Agents:

Messrs. R. Anderson & Co., 14, King William Street, Strand, London S. W.

3. CONDITION OF WEEKLY RAINFALL DURING THE MONSOON PERIOD FROM JUNE TO OCTOBER, 1920.

(Abbreviations—S—Scanty, F—Fair, N—Normal, Ex—Excess)

Province and Sub-division	JUNE				JULY				AUGUST				SEPTEMBER					OCTOBER			
	week ending				week ending				week ending				week ending					week ending			
	8th	15th	22nd	29th	6th	13th	20th	27th	3rd	10th	17th	24th	2nd	9th	16th	23rd	30th	7th	14th	21st	28th
Bombay—																					
Gujarat	S	Ex	S	F	S	Ex	S	F	N	S	S	S	S	S	F	F	S	S	S	S	
Konkan	F	N	F	S	N	N	S	S	F	S	F	Ex	F	F	F	F	Ex	F	S	S	
Bombay, Deccan	N	F	N	S	F	Ex	F	F	F	S	F	S	S	S	N	Ex	Ex	F	N	N	
Sind	S	Ex	S	S	S	S	S	F	S	S	S	S	S	S	S	S	S	N	S	S	
Bengal	F	F	F	N	F	F	Ex	Ex	F	N	N	N	Ex	N	Ex	F	F	N	Ex	S	
Assam	N	N	Ex	Ex	F	F	N	F	F	F	Ex	F	Ex	F	Ex	Ex	S	S	Ex	S	
Bihar and Orissa—																					
Orissa	F	F	N	S	F	Ex	Ex	Ex	Ex	N	S	Ex	N	Ex	N	S	S	F	Ex	S	
Chota Nagpur	S	N	F	F	N	Ex	Ex	Ex	Ex	Ex	N	N	S	N	Ex	S	S	S	S	S	
Bihar	S	F	S	F	F	N	Ex	Ex	N	F	F	F	N	N	Ex	S	S	S	S	S	
United Provinces—																					
East	S	S	S	Ex	N	Ex	Ex	Ex	Ex	N	F	S	F	S	Ex	S	S	S	S	S	
West	S	S	F	Ex	N	Ex	N	N	Ex	F	F	S	S	F	F	S	S	S	S	S	
Punjab—																					
East and North	F	S	F	N	S	N	F	N	Ex	N	S	S	S	S	F	S	F	S	S	S	
South-west	S	Ex	S	S	S	F	F	N	N	S	S	S	S	S	F	S	S	N	S	S	
North-West Frontier Province	F	Ex	Ex	S	S	Ex	S	Ex	Ex	S	S	S	S	S	S	S	F	S	S	S	
Central Provinces—																					
Berar	S	S	N	S	N	F	S	N	S	S	S	S	F	F	S	F	F	S	S	S	
West	S	S	Ex	F	N	N	F	Ex	S	F	S	S	N	N	F	S	S	S	S	S	
East	F	S	Ex	S	N	N	F	Ex	F	F	F	Ex	S	F	S	F	S	F	S	S	
Central India—																					
West	S	F	Ex	Ex	S	Ex	Ex	Ex	F	S	S	S	Ex	F	F	S	F	S	S	S	
East	S	S	S	S	F	Ex	Ex	F	N	Ex	S	S	F	Ex	N	S	S	S	S	S	
Rajputana—																					
West	Ex	Ex	Ex	Ex	S	N	S	F	Ex	F	S	S	S	S	S	S	S	S	S	S	
East	N	Ex	Ex	Ex	S	Ex	Ex	Ex	N	F	S	S	F	S	S	S	F	S	S	S	
Madras—																					
Malabar	Ex	N	Ex	Ex	Ex	Ex	F	N	N	S	F	N	F	F	F	F	Ex	Ex	S	F	
South-east	F	S	F	F	F	N	F	S	Ex	Ex	F	F	F	N	F	Ex	N	Ex	F	Ex	
Deccan	F	N	Ex	S	S	S	S	S	S	S	N	F	Ex	S	F	Ex	Ex	Ex	S	F	
Coast North	S	F	Ex	S	F	F	F	N	N	S	N	F	F	N	S	N	F	Ex	N	Ex	
Burma—																					
Lower	F	N	F	Ex	N	N	Ex	Ex	N	N	S	Ex	N	Ex	F	F	Ex	N	Ex	F	
Upper	S	S	N	F	N	F	F	Ex	N	Ex	N	Ex	Ex	Ex	N	F	Ex	N	N	F	
Bay Islands	S	Ex	Ex	N	Ex	N	S	S	Ex	F	N	Ex	N	Ex	S	S	Ex	F	Ex	Ex	
Hyderabad—																					
North	F	S	Ex	S	Ex	N	S	F	F	S	N	F	S	S	F	N	S	S	S	S	
South	S	S	Ex	S	Ex	F	S	S	S	S	Ex	S	S	S	F	F	F	Ex	S	S	
Mysore	F	S	F	Ex	F	S	F	F	S	N	S	Ex	S	S	Ex	Ex	N	N	S	S	
Kashmir	F	Ex	F	F	S	S	S	F	N	S	S	F	F	F	S	F	Ex	F	S	Ex	
Baluchistan	S	F	S	S	S	S	F	S	Ex	S	S	S	S	S	Ex	S	S	S	S	S	

Note.—The redder the Statement, the scantier the monsoon. On the other hand, the thicker the black type in the Statement, the more abundant the monsoon.

Forty-seventh Issue]

DEPARTMENT OF STATISTICS, INDIA

REVIEW

OF THE

TRADE OF INDIA

IN

1920-21

Published by order of the Governor-General in Council.



CALCUTTA
SUPERINTENDENT GOVERNMENT PRINTING, INDIA
1921

Price annas twelve.

[No. 1480.]