

Forty-second Issue]

51091

~~22085~~

15291.

DEPARTMENT OF STATISTICS, INDIA

# REVIEW

OF THE

# TRADE OF INDIA

IN

1915-16

---

*Published by order of the Governor-General in Council.*

---



54.2r

X:54.2r  
A875-  
015291

CALCUTTA  
SUPERINTENDENT GOVERNMENT PRINTING, INDIA  
1916

*Price Twelve Annas.*

[No. 132].

# Departmental Publications.

[Statistical Publications are obtainable from the Superintendent, Government Printing, India, Calcutta. Remittances should be made by postal or money order and should include forwarding charges, as indicated in brackets opposite each publication.]

## DEPARTMENT OF STATISTICS, INDIA.

### ANNUAL.

1. Review of the Trade of India for 1915-16. As. 12. (2a.)
2. Accounts relating to the Sea-borne Trade and Navigation of British India for the Calendar year 1915. As. 8. (2a.)
3. Annual Statement of the Foreign Sea-borne Trade of British India :—  
Vol. I.—Abstract and detailed Tables of Imports and Exports for 1914-15. R4. (R1.)  
Vol. II.—Abstract and detailed Tables of Trade and Shipping with each country and at each Port; and the Tables relating to the trade of Aden and of the French and Portuguese Possessions of India, 1914-15. R4-12. (12a.)
4. Annual Statement of the Coasting Trade and Navigation of British India for 1913-14. R3. (7a.)
5. Inland Trade (Rail and River-borne) of India in the year 1913-14. R1-12. (6a.)
6. Report on the Trade carried by Rail and River in Bengal for 1914-15. R3-3. (5a.)\*
7. Report on the Trade of Bengal with Nepal, Tibet, Sikkim, and Bhutan for 1914-15. R1-3. (2a.)\*
8. Prices and Wages in India for 1913. R2. (9a.)
9. Statistical Abstract for British India, 1913-14.—Vol. I.—Commercial Statistics. R1-8.
10. Statistical abstract for British India.—Vol. II.—Financial Statistics (in the Press).
11. Statistical Abstract for British India, 1913-14.—Vol. III.—Public Health. R1.
12. Statistical Abstract for British India, 1913-14.—Vol. IV.—Administrative, Judicial and Local Self-Government. R1-4.
13. Statistical Abstract for British India, 1913-14.—Vol. V.—Education. R1-6.
14. Agricultural Statistics of India—  
Vol. I.—British India, 1913-14. R2-8. (12a.)  
Vol. II.—Native States, 1913-14. R1. (1a.)
15. Summary Tables of the Agricultural Statistics of British India, 1914-15. As. 4.
16. Estimates of Area and Yield of principal Crops in India, 1914-15. As. 8. (2a.)
17. Report on the production of Tea in India, 1915. As. 8. (2a.)
18. Report on the production and consumption of Coal in India for 1913. As. 8. (2a. 6p.)
19. Statistics relating to Joint Stock Companies in British India and Mysore for 1914-15. R3. (2a.)
20. Variations in Indian Price Levels from 1861 to 1912 expressed in Index Numbers. As. 12. (3a.)
21. Statistical Tables relating to Banks in India with an Introductory Memorandum. As. 4. (1a.)

[NOTE.—Those marked with an asterisk (\*) to be obtained from the Officer in charge, Bengal Secretariat Book Depot.]

### QUARTERLY.

22. Inland Trade (Rail and River-borne) of India. As. 8. (2a.)  
Purchased in England for Government Departments in India). As. 8.

### MONTHLY.

Sea-borne Trade and Navigation of British India. As. 8. (2a.)  
Trade and Navigation Accounts of British India. As. 4.  
Trade by Land of British India with Foreign Countries. As. 5.

Spinning and Weaving in Indian Cotton Mills. As. 2. (1a.)  
Selected articles. Anna 1 and Pies 6.  
Prices (April to June 1916). As. 2.  
Rent. One-half anna.

### FORTNIGHTLY.

Prices of Cereals, Pulses, Oilseeds, Sugar (Raw), Salt, etc., in India.  
Prices of Wheat in India. Anna 1 and Pies 6. (6p.)  
One-half anna.

### WEEKLY.

Imports into, and exports from, Chief Ports of Wheat, Jute and

### MISCELLANEOUS.

23. Statistical Tables relating to the Trade of India with Germany and Austria-Hungary—(Second Issue). As. 8. (2a.)
24. Statistical Tables showing for each of the years 1901-02 to 1913-14 the estimated value of the Imports and Exports of India at the prices prevailing in 1899-1900 to 1901-02. As. 8. (1a.)

[Continued on page 3 of cover

Forty-second Issue]

~~92065~~

DEPARTMENT OF STATISTICS, INDIA

REVIEW

OF THE

TRADE OF INDIA

IN

1915-16

---

*Published by order of the Governor-General in Council.*

---



CALCUTTA  
SUPERINTENDENT GOVERNMENT PRINTING, INDIA  
1916

*Price Twelve Annas.*

[No. 162].

To

THE SECRETARY TO THE GOVERNMENT OF INDIA,  
DEPARTMENT OF COMMERCE AND INDUSTRY.

SIR,

I have the honour to submit the Review of the Trade of India for the year 1915-16. Part I contains a résumé of the extent and direction of India's oversea, frontier, coasting, and inland trade, with special reference to the effects of the war on trade. Charts have been inserted to illustrate the main changes and features in the trade of the year under review. Part II contains statistical tables for a series of years, which could not obviously appear in the body of the Report itself without making it unreadable. These tables contain all the more important statistics of trade, including those relating to the trade with the British Empire (*e.g.*, the United Kingdom, Self-Governing Dominions, and other British Possessions), and foreign countries (*e.g.*, our Allies, Neutrals, and hostile countries), the prices of commodities, shipping, freights, and the course of the wages in important industries. An index, it may be noted, is added for easy reference. Prominence has been given in this year's Review to an analysis of the chief imports (Chapter 3) and exports (Chapter 4) with special reference to the War.

I have the honour to be,

SIR,

Your most obedient servant,

G. FINDLAY SHIRRAS,

*Director of Statistics.*

DEPARTMENT OF STATISTICS :

*The 21st October, 1916.*

# CONTENTS.

	Pages
<b>PART I.—REPORT.</b>	
Chapter I.—General characteristics of the year . . . . .	1—11
Chapter II.—The Direction of Foreign Commerce . . . . .	11—17
Chapter III.—Chief Imports . . . . .	17—33
Chapter IV.—Chief Exports . . . . .	32—57
Chapter V.—Customs Revenue, Shipping, and Freights . . . . .	57—60
Chapter VI.—Frontier Trade . . . . .	61—63
Chapter VII.—Coasting Trade . . . . .	63—64
Chapter VIII.—Inland Trade . . . . .	64—65
Chapter IX.—Summary and conclusion . . . . .	65—68

**CHARTS ILLUSTRATING—**  
No.

1 Growth of the Foreign Seaborne Trade of India (a) in a decade; (b) during half century . . . . .	Facing 1
2 Monthly movement of Foreign Seaborne Trade . . . . .	7
3 Net Imports and Absorption of Gold . . . . .	7
4 Distribution of the Import trade of British India between the United Kingdom, other British Possessions, and Foreign Countries . . . . .	12—18
5 Distribution of the Export trade of British India between the United Kingdom, other British Possessions, and Foreign Countries . . . . .	12—18
6 Share of principal countries in the Import trade . . . . .	14—15
7 Share of principal countries in the Export trade . . . . .	14—15
8 Course of prices of raw cotton . . . . .	34
9     "     "     indigo . . . . .	39
10    "     "     rice . . . . .	41
11    "     "     raw jute . . . . .	46
12 monthly freight rates of jute and wheat . . . . .	60

**PART II—TABLES.**

No.		
1	Total foreign seaborne trade (a) during five years . . . . .	71
2	Ditto           (b) during half a century . . . . .	71
3	Monthly imports, re-exports, and exports . . . . .	72
4	Trade in private merchandise, according to four main classes . . . . .	73
5	Imports           ditto           ditto . . . . .	73
6	Exports          ditto           ditto . . . . .	74
7	Quantity and value of principal articles of imports, in order of their importance . . . . .	74—78
8	"           "           re-exports     " . . . . .	78
9	"           "           exports       " . . . . .	79—80
10	Trade with the British Empire and Foreign countries . . . . .	81
11	Ditto           ditto . . . . .	81—82
12	Trade with the Allies, neutrals, and hostile countries . . . . .	82
13	Trade of principal countries . . . . .	83
14	"     with     ditto . . . . .	83—89
15	Percentage shares of Germany and Austria-Hungary in certain articles of import and export . . . . .	89
16	Imports and exports of cotton goods and raw cotton . . . . .	90
17	Ditto           of raw silk and silk goods . . . . .	90
18	Imports of woollen manufactures . . . . .	91
19	"     apparel . . . . .	91
20	"     haberdashery and millinery . . . . .	91
21	"     metals . . . . .	90—91
22	"     machinery and millwork . . . . .	91
23	"     motor cars, cycles and accessories, and rubber tyres and tubes . . . . .	91
24	"     railway plant and rolling-stock (private and Government) . . . . .	91
25	"     hardware, excluding cutlery . . . . .	91
26	"     sugar . . . . .	91
27	"     provisions . . . . .	92
28	"     mineral oil . . . . .	92
29	Exports of jute, raw and manufactured . . . . .	92
30	"     raw wool . . . . .	92
31	"     rice . . . . .	92
32	"     wheat . . . . .	92
33	"     indigo . . . . .	92
34	"     lac . . . . .	92

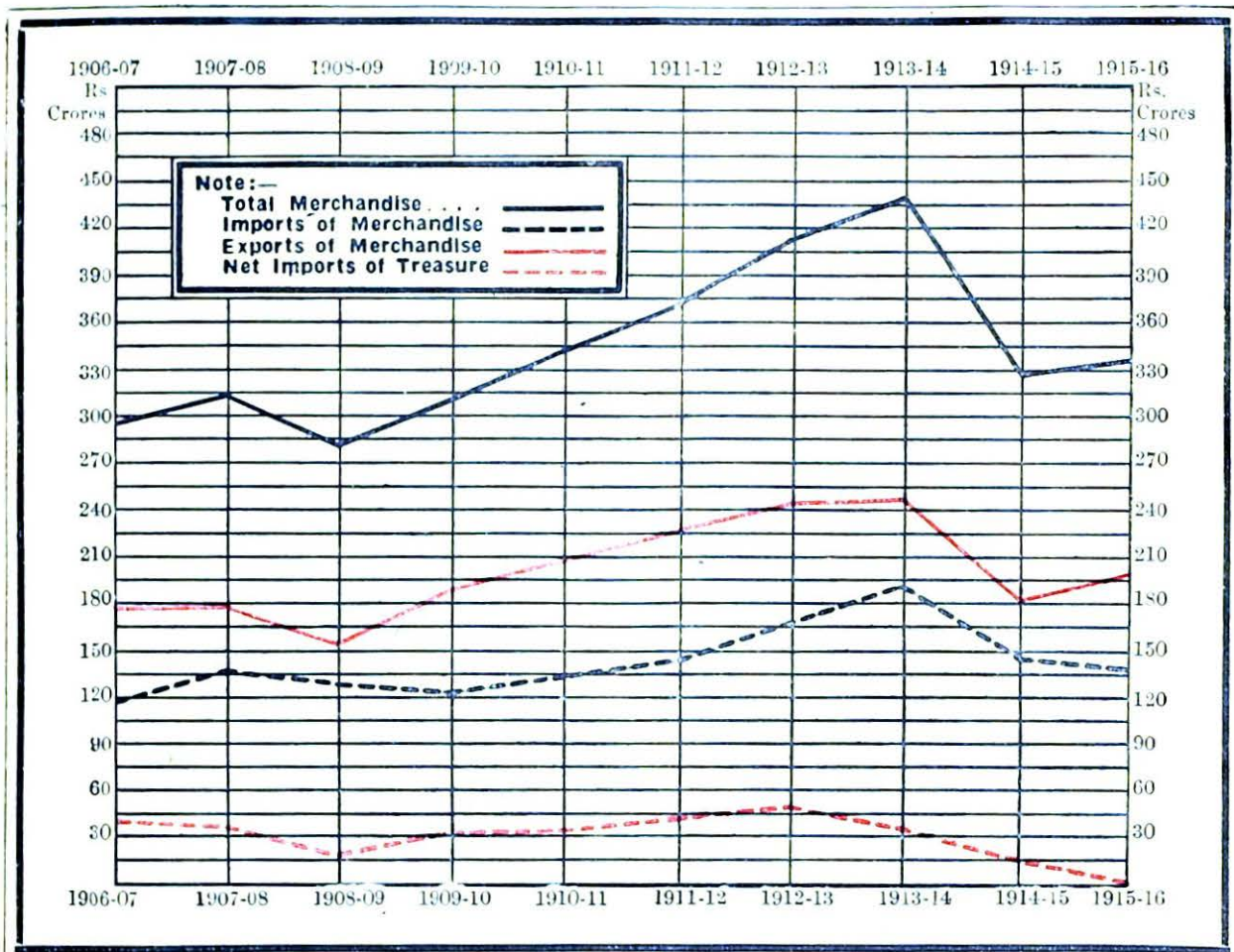
## PART II—continued.

	page.
35 Exports of seeds . . . . .	93
36 „ Indian tea . . . . .	ib
37 „ opium . . . . .	ib
38 „ hides and skins, raw and tanned . . . . .	ib
39 „ raw cotton to Japan, etc., in each month . . . . .	94
40 Imports of certain articles of luxury and convenience . . . . .	ib
41 Imports and exports of gold and silver . . . . .	ib
42 Quantity and value of the foreign seaborne trade of 1915-16 compared with that of 1914-15 (A) Imports, and (B) Exports . . . . .	95—96
43 Absorption of gold in India . . . . .	97
44 Balance of trade of India . . . . .	ib
45 Declared value per unit of principal imported articles . . . . .	98
46 Ditto exported ditto . . . . .	ib
47 Wholesale prices . . . . .	99
48 Monthly wholesale prices of sugar . . . . .	ib
49 Ditto ditto cotton . . . . .	ib
50 Ditto ditto rice . . . . .	ib
51 Ditto ditto wheat . . . . .	100
52 Ditto ditto jute . . . . .	ib
53 Wages in selected industries . . . . .	ib
54 Wages in tea gardens . . . . .	101
55 Ditto . . . . .	ib
56 Customs revenue (excluding salt revenue) . . . . .	ib
57 Customs Tariff—rates of duty in British India . . . . .	102—105
58 Import duty levied in foreign countries on principal Indian merchandise . . . . .	105
59 Number and tonnage of vessels engaged in the foreign seaborne trade . . . . .	106
60 Average maritime freights . . . . .	ib
61 Monthly freights . . . . .	107
62 Deck passage rates . . . . .	108
63 Maritime freights—(A) from Calcutta to Rangoon, and (B) from Rangoon to Calcutta . . . . .	ib
64 Maritime freights from Calcutta to Eastern ports . . . . .	ib
65 Freights of a subsidised non-British Far Eastern Steamship Co. from Calcutta to Rangoon and Eastern ports . . . . .	ib
66 Value of Frontier trade . . . . .	109
67 Trade by land frontier with frontier countries . . . . .	ib
68 Exports of cotton piecegoods across the land frontier . . . . .	ib
69 Imports of raw wool across the land frontier . . . . .	ib
70 Value of coasting trade . . . . .	110
71 Value of coasting trade of merchandise and treasure . . . . .	ib
72 Coastwise imports of principal articles of Indian merchandise . . . . .	ib
73 „ exports ditto . . . . .	ib
74 Quantity and value of merchandise imported into and exported from each province by rail . . . . .	ib
75 Imports into Indian ports by rail and river of raw cotton . . . . .	111
76 Ditto wheat . . . . .	ib
77 Ditto rice . . . . .	ib
78 Ditto gram and pulse . . . . .	112
79 Ditto linseed . . . . .	ib
80 Ditto rape and mustard seed . . . . .	ib
81 Ditto jute . . . . .	ib
82 Ditto tea . . . . .	ib

# I. GROWTH OF THE FOREIGN SEA-BORNE TRADE OF INDIA

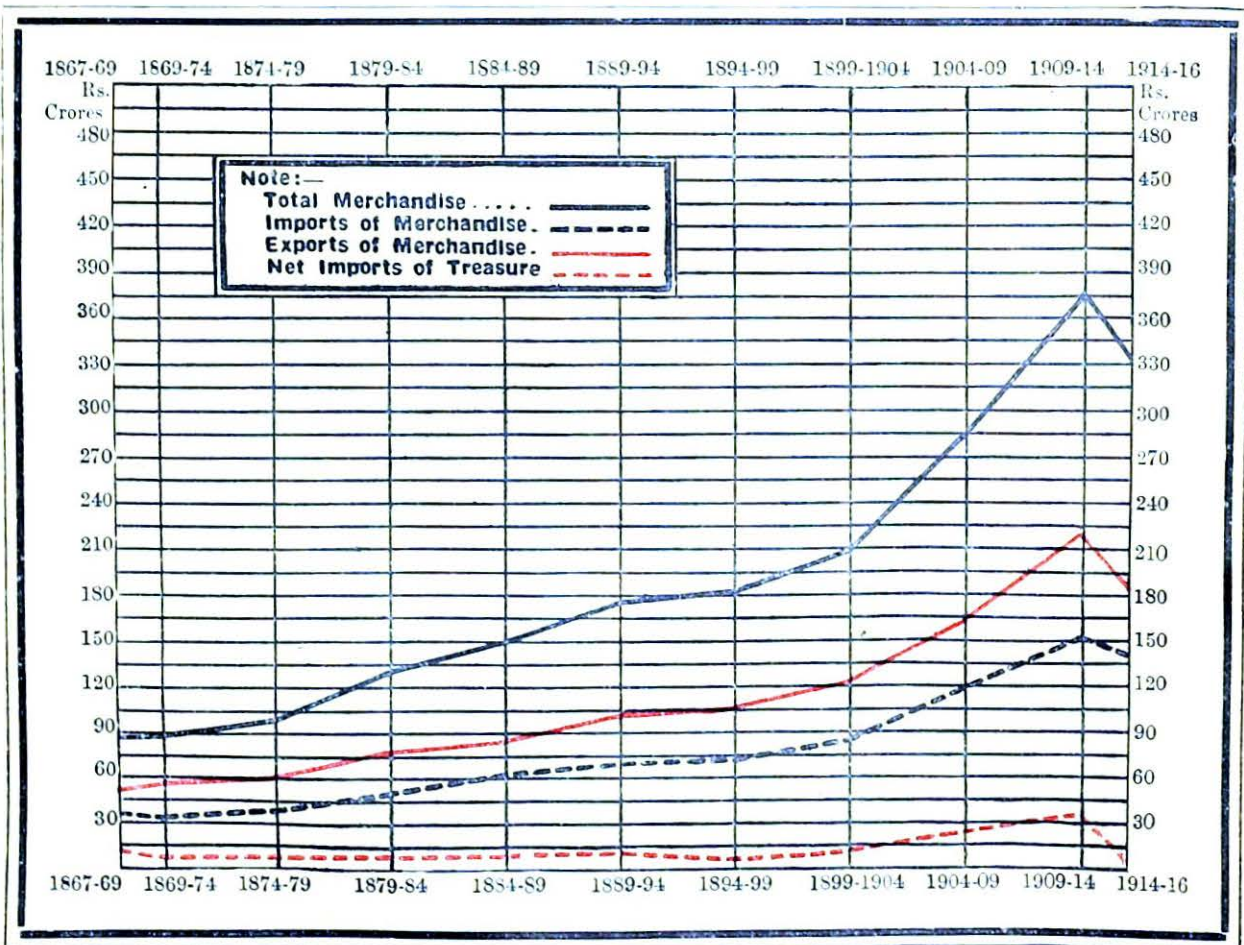
(a) In a decade

1906-07 to 1915-16



(b) During Half a Century

1867-68 to 1915-16



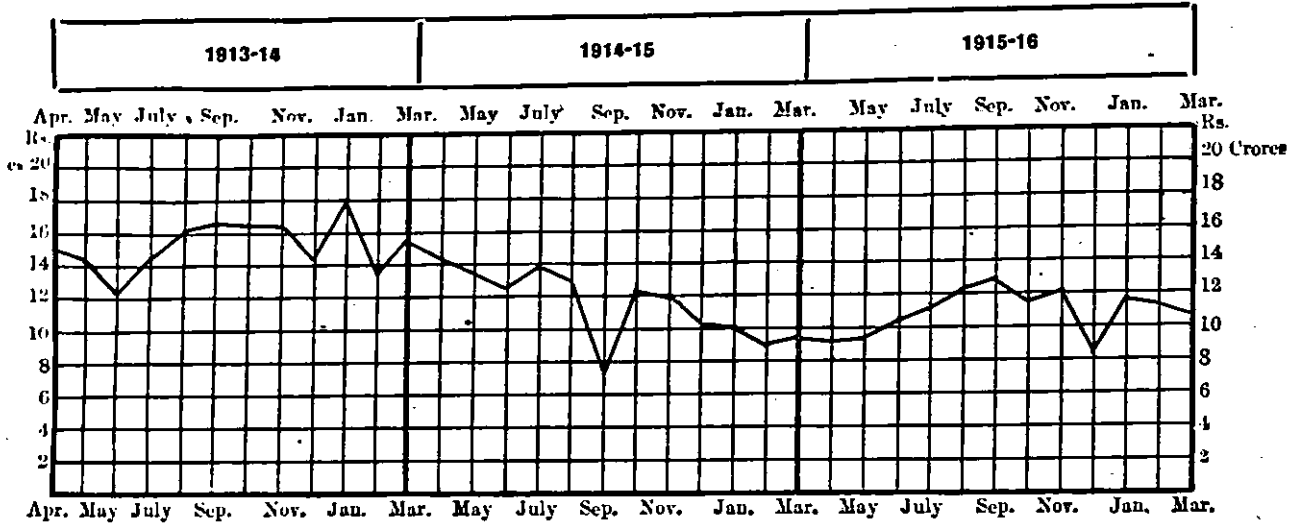
Note :-

1. Each division of the ordinate represents 15 crores equal to Rs. 1,500 lakhs.
2. The curves for 1867-69 and 1914-16 represent averages for two years.
3. Total merchandise includes Imports and Exports, both private and Government.
4. Imports of merchandise are inclusive of Government stores.
5. Exports of merchandise are inclusive of re-exports and Government stores.
6. Net Imports of Treasure are the imports *minus* the exports of Gold and Silver, both private and Government.

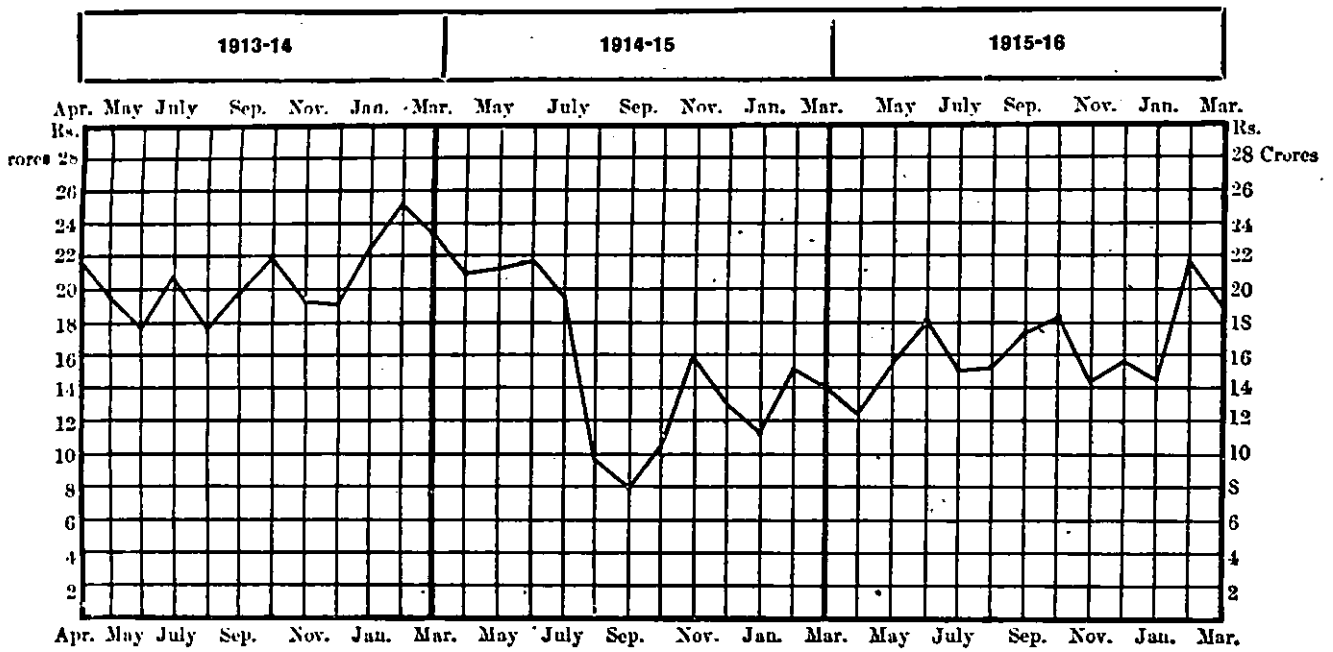
## 2. MONTHLY MOVEMENT OF FOREIGN SEA-BORNE TRADE IN 1915-16, AS COMPARED WITH THAT OF 1914-15 AND 1913-14

(Private Merchandise only)

### (i) Imports



### (ii) Exports



### (iii) Total Imports and Exports



Note :—Imports have not recovered from the shock of war as much as have exports.



# INDEX

	Report	TABLES				Report	TABLES		
		Import	Export	Miscellaneous			Import	Export	Miscellaneous
Absorption of gold	7	..	..	97	Characteristics, general—of the year	1	..	..	..
Acids	18, 19	..	..	..	"    "    summary	1—2, 68	..	..	..
Aden	12, 13	86	86	..	Charts illustrating the—				
Agricultural implements	22	76	..	..	distribution of trade	12, 13	..	..	..
Ale, beer, and porter	22	95	..	98	freights	60	..	..	..
Alizarine dyes	21	76, 77	..	98	growth of foreign sea-borne				
Allies	12, 13	82	82	..	trade	1	..	..	..
Almonds	..	76	..	..	monthly movement of trade	1	..	..	..
Aluminium	25, 27	75	..	..	net imports and absorption				
Ammonia and salts	18	..	..	..	of gold	7	..	..	..
Angle and spring	26	75	..	..	prices of raw cotton	34	..	..	..
Animal oil	27	75	..	..	"    jute	46	..	..	..
Aniline dyes	21	77, 95	..	98	"    indigo	39	..	..	..
Animals, living	..	77	80	..	"    rice	41	..	..	..
Apparel	..	73, 76, 90	74, 78, 80	..	shares of countries in import				
Assam Bengal Railway	1	..	80	..	and export trade	14, 15	..	..	..
Arabia	..	87	87	..	Chemicals	4, 5, 18, 19	76	74	101
Argentine Republic, trade of	2, 12	82	81, 82, 86	..	"    drugs, and medicines	5, 18, 19	73, 95	74	..
Arhar dal	..	..	..	99	Chile	12	..	81, 86	..
Arms, ammunition, and military stores	6	73, 77, 78	..	..	Chillies ( <i>Capicum Spa.</i> )	..	81, 82,	81, 82,	98
Articles of food and drink	4, 5	..	..	..	China	12	87	87	..
Articles of luxury and convenience	..	94	..	..	Cider	22	76	..	..
Articles by post	..	78	78, 80	..	Cigarettes	..	77, 95	..	98
Articles wholly or mainly manufactured	4, 5	73	73	..	Cigars	..	..	80	98
Austria-Hungary	12	81, 82, 83, 89	81, 82, 83, 89	..	Clocks and watches	..	77	..	..
principal articles exported to and imported from	66, 67	..	..	..	Cloves ( <i>Eugenia caryophyllata</i> )	..	76	..	98
Australia, trade of	2, 12, 13	81, 82, 89	81, 82, 89	..	Coal	4, 5, 19, 32—34	77, 78, 95	80, 96	98
Bajra ( <i>Pennisetum typhoides</i> )	43	..	79, 96	99	"    coke, and patent fuel	..	73	74	..
Bahrain Islands	13	87	87	..	"    bunker, shipments of	33	..	..	..
Balance of trade	8	..	..	97	"    freights for—	34	..	..	..
Barley ( <i>Hordeum vulgare</i> )	4, 5, 43	..	79, 96	98, 99	"    growth of the—industry in				
Bars and Channel	28, 49	75	..	..	India	33	..	..	..
Beer, bottled	23	..	..	..	"    prices of	34	..	..	..
Beams, pillars	26	75	..	..	"    production and consumption				
Belgium	12, 14	81, 82, 83	81, 82, 83	..	of Indian	33	..	..	..
Belting for machinery	23	77	..	..	Coal tar dyes	21	..	..	..
Benzino	27, 50	..	..	..	Coasting trade actual value	62	110	110	..
Bengal Iron and Steel Co.	49	..	..	..	"    exports	62	..	110	..
Botelnut ( <i>Areca Catechu</i> )	..	76, 95	..	98	"    imports	62	110	..	..
Biscuits and cakes	..	76	..	98	"    Indian merchandise	63	..	..	..
Bleaching materials	18	..	..	..	"    of Bengal	62, 64	..	..	..
Boilers	23	75	..	..	"    Bihar and Orissa	62	..	..	..
Bones	4, 6, 48	..	80, 96	98	"    Bombay	62, 64	..	..	..
Books, printed, etc.	..	77	..	..	"    Burma	62, 64	..	..	..
Boots and shoes	4, 5, 43	77, 95	..	98	"    Madras	62, 64	..	..	..
Borneo	..	87	87	..	"    Sind.	62, 64	..	..	..
Bran and pollards	..	..	96	..	"    principal articles	63	110	110	..
Brandy	23	..	..	98	"    provincial distribu-				
Brass, bronze, etc.	25	75	..	..	"    tion of	62	..	..	..
Brazil, trade of	2	82	82, 86	..	"    shipping	64	..	..	..
Breweries, production of Indian	23	..	..	..	"    total value	62	110	110	..
Bridge work	29	75	..	..	"    treasure	62	110	110	..
Bricks and tiles	..	77	..	98	Cochineal	21	..	..	..
Bristles	..	..	80	..	Coconut oil ( <i>cocos nucifera</i> )	27, 50	..	80	..
British Guiana	..	..	86	..	"    punac	53	..	..	..
South Africa	2	..	..	..	"    several products of—palm				
India trade of (calendar year)	2	..	..	..	exported	53	..	..	..
British Possessions, trade with the	12, 13	..	..	..	Coconuts	53	..	..	98
Builder's hardware	22	76	..	..	Coffee ( <i>coffea arabica</i> )	4	..	80, 96	..
Building materials	..	77	..	..	"    prices of	..	..	..	98
Burma Oil fields	60	..	..	..	Coir	53	..	80, 96	98
Calculated values of imports and exports	8—9	95	96	..	Conclusions	65, 68	..	..	..
Camphor	18	76	..	..	Confectionery	30	75	..	..
Canada, trade of	2, 12, 13	82, 86	81, 82, 84	..	Copper	4, 25, 26	75, 78, 91, 95	..	98
Candles	..	..	80	98	Copra or dried coconut kernel	50, 53	..	79, 93, 96	98
Canned and bottled provisions	..	76, 95	..	98	Cordage and rope	53	78	80	..
Canvas, flax	..	77	..	98	Cotton, blankets	37	..	..	..
Cape Colony	..	85	85	..	"    Broach, prices of	34	..	..	..
Carbide of calcium	18	..	..	..	"    crops, foreign	35	..	..	99
Carpets and rugs	57	77	..	..	"    Indian	35	..	..	..
Carriages and carts	17	73, 78	74	..	"    fents	20	74, 95	..	..
"    wagons	19	75, 78,	..	..	"    goods	17, 20, 21, 37, 38	..	..	..
Cassia lignea	18	76	..	..	"    handkerchiefs and shawls	20	74, 95	..	98
Castor oil ( <i>Ricinus Communis</i> )	50	..	79	98	"    hosiery	5, 20	74	..	..
"    seed	60, 61, 63	..	80, 93, 96	98	"    industry	34	..	..	..
Cement	..	77, 95	..	98	"    manufactures	19, 20, 35, 36	73, 74, 90	74, 79, 90	..
Ceylon	12, 13	81, 82, 87	81, 82, 87	..	"    market	19	..	..	..
Champagne	23	..	..	..	"    operatives in—mills	37	..	..	..
Chasam and cocoons	54	..	..	..	"    piecgoods	4, 5, 20, 37	..	..	191
					"    coloured	20, 37	74, 95	78, 89, 96	98
					"    white	20, 37	74, 95	78	98
					"    grey	20, 37	74, 95	78, 79, 96	98
					"    duty on	58	..	..	..
					"    prices of	20	..	..	..
					"    descriptions of	20, 37	..	..	..

ii  
INDEX

	Report	TABLES				Report	TABLES		
		Import	Export	Miscellaneous			Import	Export	Miscellaneous
Cotton stocks in Bombay	36				45				
"    raw ( <i>Gossypium Sps.</i> )	4, 5, 34, 35, 67	73, 74, 90	74, 79, 90, 94, 96	98, 99					
"    monthly exports	..	..	94	..	13-16	81, 82	81, 82	..	
"    Indian production and cultivation	35	..	..	..	2	82	82	..	
"    prices of	10, 34	..	..	..	2, 12, 13, 14	81, 82, 84	81, 82, 84	..	
"    world's production of	35	..	..	..	Free articles	..	..	102	
"    seed	50, 51, 53	..	79, 93, 96	98	Freights, Indian—maritime	59, 60	..	106, 108	
"    shawls	20	..	..	..	"    maritime—for coal, gunnies pig iron, rice, jute, linseed, tea, etc.	..	..	106, 108	
"    thread, sewing	20	74	..	..	Frontier trade	01-02	109	109	
"    twist and yarn	19, 36	74, 95	78, 79, 96	98	"    "    cotton piecegoods	..	..	109	
"    "    of lower and higher counts	20, 36	..	..	..	"    "    export of—	..	..	..	
"    "    prices of	20	..	..	..	"    "    principal articles of	61	..	..	
"    "    production of Indian—	36	..	..	..	"    "    provincial distribution	62	..	..	
"    "    "    per 1,000 spindles	37	..	..	..	"    "    total value	61	109	109	
"    "    waste	..	74	..	..	"    "    with Afghanistan	61	109	109	
"    "    woven goods, production of	37	..	..	..	"    "    "    Bhutan	61	109	109	
"    "    "    per 1,000 looms	37	..	..	..	"    "    "    Central Asia	61	109	109	
"    "    "    value of	20, 37	..	..	..	"    "    "    Dir, Swat and Bajaur	61	109	109	
Council bills paid in India	8	..	..	97	"    "    "    Karnacee	61	109	109	
Crop, percentage of export to production of—	67	..	..	..	"    "    "    Nepal	61	109	109	
Currency notes, active circulation of	1	..	..	..	"    "    "    Persia	61	109	109	
"    encashment of	1	..	..	..	"    "    "    Sikkim	61	109	109	
Custom tariff, Indian	58	..	..	102-105	"    "    "    Shan States	61	109	109	
"    foreign	..	..	..	105	"    "    "    Siam	61	109	109	
"    free articles	..	..	..	102	"    "    "    Tibet	61	109	109	
Customs revenue	57, 58	..	..	101	"    "    "    Western China	61	109	109	
Cutlery	..	78	..	..	"    "    "    wool, raw, imports of	..	109	..	
"    hardware, implements, and instruments	22	73, 95	74	..	Fruits and vegetables	6	73, 76	74, 78, 80, 96	
Cycles	17	77	..	..	Fuel oil	28, 51	..	..	
Dates	..	76, 95	..	..	Furniture and cabinetware	..	73, 77	74	
Declared value per unit of principal articles of import and export	..	..	..	98	German East Africa	..	85	85	
Deck passage rates from Calcutta	..	..	..	108	German silver	..	75, 91	..	
Development of local industries	07	..	..	..	Germany	12, 13	81, 82, 84, 89	81, 82, 84, 89	
Direction of Indian trade	11-18	..	..	..	"    principal articles exported to and imported from	66, 67	89	89	
Disinfectants	18	..	..	..	Ghi	..	80	98	
Domestic hardware	22	76	..	..	Gin	23	..	..	
Drugs and medicines	5, 18, 19	76	80	..	Ginger ( <i>zingiber officinale</i> )	..	..	80	
Duty, import	58	..	..	102, 105	Glass and glassware	21	77	..	
"    excise—on cotton goods	58	..	..	101	"    bangles	21	77	98	
"    export—on rice	58	..	..	101	"    beads and false pearls	21	77	..	
"    on jute	46, 58	..	..	101	"    bottles and phials	..	77	..	
"    "    salt	29	..	..	..	"    funnels, globes, etc.	21	77	..	
"    "    tobacco	57	..	..	101	"    lamps (glass parts of)	22	..	..	
"    "    tea	58	..	..	101	"    sheets and plate	21	77	98	
Dyeing and tanning substances	..	..	79	..	Glass, tableware	21	..	..	
Dyes and colours	5, 21	73, 77	74	..	Glassware and earthenware	21	73, 95	74	
Earnings of labour	11	..	..	..	Gold, absorption of	7	..	97	
Earthenware and porcelain	21	77	..	..	"    bullion and coin, movement of	0, 7	94	94	
East African Protectorate	..	95	95	..	"    imports and exports of	0, 7	71, 94	71, 94	
Egypt, trade of	2, 12	95	81, 85	..	"    net imports of	8, 9	71, 97	..	
Effects of war on foreign commerce	3-4	..	..	..	"    stocks of	..	..	97	
Electrical instruments	22	76	..	..	Gold and silver, movement of	7	..	..	
"    machinery	23	75	..	..	"    "    thread	..	76	..	
Enamelled ironware	22	76	..	..	"    "    imports and exports	..	71, 94	71, 94	
"    "    descriptions of	22	..	..	..	Gold Standard Reserve	..	..	97	
Enfaced rupee paper	8	..	..	97	Government stores	6	71, 73, 78	..	
Engines, Locomotive	29	75, 78	..	..	"    imports and exports of	6	..	..	
Exchange, position	1	..	..	..	"    intervention	1	..	..	
Excise duty on cotton goods	58	..	..	101	"    policy	1	..	..	
Export duty on rice, tea, jute	58	..	..	101, 105	Grain, pulse, and flour	4, 39-43	73, 77	74, 79	
Exports of Indian merchandise	3, 5, 6	..	..	..	Gram ( <i>Cicer arislinum</i> )	4, 11, 43	..	79, 96	
"    excess of—over imports	8	..	..	..	Groundnuts ( <i>Arachis hypogaea</i> )	50, 51, 52	..	79, 93, 98	
"    expansion of	2	..	..	..	Groundnut oil	50	..	..	
"    net—	8	..	..	..	Guano	48	..	..	
"    principal articles of	32	..	..	..	Gums, resins	..	77	78	
"    principal increases or decreases	4, 5, 6	..	..	..	"    and lac	..	73	74	
"    ratio of—to production	67	..	..	..	Gunpowder	..	..	98	
"    value of	3, 5, 66	..	..	..	Haberdashery and millinery	5	73, 77, 80	78	
"    "    by classes	4, 5	..	74	..	Handkerchiefs and shawls	20	74, 95	..	
Farinaceous and patent foods	..	76	..	98	Hardware	4, 5, 22	76, 91	78	
Fents	20	74	..	..	"    and cutlery	..	78	..	
Fibres for brushes	..	..	80	..	"    detailed items of	22	76	..	
Fish	..	73, 77	74	..	Hats, caps and bonnets	..	70	..	
"    dry, salted	..	..	80	..	Hemp, raw ( <i>Crotalaria juncea</i> )	..	..	80, 96	
Fishmaws and sharkfins	..	..	80	..	Hessians, prices of	46	..	..	
Flax, canvas	..	77	..	98	Hides, buffalo	..	..	79	
"    piecegoods	..	77	..	98	"    calfskins	..	..	79	
"    raw	..	77	..	..	"    cow	..	..	79	
Floods	1	..	..	..	"    prices of	44	..	..	
Fodder, bran, and pollards	..	..	80	..	"    raw	4, 44	..	79, 93, 96	
Food, drink, and tobacco	4, 5, 9	73	73	..					

iii  
**INDEX**

	Report	TABLES				Report	TABLES		
		Import	Export	Miscellaneous			Import	Export	Miscellaneous
Hides, tanned or dressed . . . . .	4, 44		93, 98	98	Iron bars prices of Swedish rolled . . .	25			
Hides and skins, raw . . . . .	6, 43-44	73, 78	74, 79, 93		" pig, production of Indian . . .	49			
" " tanned or dressed . . . . .	6, 44	73, 78	74, 93, 96		" and steel . . . . .	4, 30-31	73, 75, 78, 90, 91	74, 78, 80	
Holland . . . . .	12, 14	81, 82, 84	81, 82, 84		" " local industry of . . . . .	49			
Hongkong . . . . .	12	81, 82, 87	81, 82, 87		Iron or steel, angle and spring . . .	26	75		
Hoops and strips . . . . .	20	75			bars and channels . . . . .	26, 49	75, 95		98
Horses . . . . .				98	" beams, pillars, etc. . . . .	26	75, 95		98
Hosiery, cotton . . . . .	5, 20	74			" blooms . . . . .	49			
Implements and tools . . . . .	22	70			" duty on . . . . .	26			
Import duty in foreign countries . . .				105	" hoops and strips . . . . .	26	75		
" " net . . . . .				101	" manufactures . . . . .	25, 26			
" tariff . . . . .				102, 105	" mill columns and cast-ings . . .	49			
Imports of Government Stores . . . .	6	71, 78			" nails, rivets and washers . . . .	26	75, 95		98
" " private merchandise (total) . . .	3, 4	71			" pipes and fittings, cast . . . . .	26, 49	75, 95		98
" " principal articles of . . . . .	17	74-78			" rails and beams . . . . .	49			
" " increases or decreases . . . . .	4				" screws . . . . .		75		
" " treasure . . . . .		71, 94			" sheets and plates—galvanized . . .	26	75, 95		98
" " value of . . . . .		71			" tinned . . . . .	26	75, 95		98
" " by classes . . . . .	4	73			" " not galvanised or tinned . . . .	26	75, 95		98
Import and export trade of Australia .	2, 12, 13	82	82		" " trade of the United Kingdom . . . .	26			
" " " Argentine . . . . .	2, 12	82	82		" " other countries . . . . .	26			
" " " Brazil . . . . .	2	82	82		" " the United States . . . . .	26			
" " " Canada . . . . .	2, 12, 13	82	82		" " tubes and fittings, wrought . . . .	26	75		98
" " " Egypt . . . . .	2, 12	82	82		Italian East Africa . . . . .		85	85	
" " " France . . . . .	2, 12, 13, 14	82	82		Italy . . . . .		81, 82, 84	81, 82, 84	
" " " India . . . . .	2	82	82		Ivory . . . . .		77		
" " " Italy . . . . .	12, 13	82	82		Japan, trade of . . . . .	2, 12, 14, 15	81, 82, 87	81, 82, 87	
" " " Japan . . . . .	2, 12, 14, 15	82	82		Japanese trade in hosiery . . . . .	15			
" " " Russia . . . . .	2, 12, 13,	82	82		" " matches . . . . .	21			
" " " United Kingdom . . . . .	2, 12, 13	82	82		" " vessels . . . . .	24			
" " " United States of America . . . .	2, 12, 15, 16	82	82		Java . . . . .	59, 64, 12, 15	81, 82, 88	81, 82, 88	
Indigo ( <i>Indigofera Sps.</i> ) . . . . .	4, 6, 9, 38, 39		79, 92	98	Jawar ( <i>Andropogon sorghum</i> ) and bajra ( <i>Pennisetum typhoidum</i> ) . . . .	43		79, 96	99
" synthetic . . . . .	3, 21				Jewellery and plates of gold and silver . . . . .		78		
" prices of natural production . . . . .	38, 39, 67				Jute, raw ( <i>Corchorus capsularis</i> ) . . . .	4, 6, 10, 45-46, 67	77	79, 92, 96	98, 99
Indo-China . . . . .			87		" batching oil . . . . .	28			
Industrial commission . . . . .	68				" consumption of—in mills . . . . .	45			
Inland trade . . . . .	64, 65				" freights for . . . . .	60			
" " between port towns . . . . .	64				" duty on . . . . .	40, 58			101
" " " and provinces . . . . .	64				" manufactures . . . . .	6, 46-47	77	74, 79	
" " " fluctuations . . . . .	65				" bags . . . . .	4, 6, 45		79, 92, 96	98
" " imports of cotton raw . . . . .		111			" cloth . . . . .	4, 6, 10, 45		79, 92, 96	98
" " " gram and pulso . . . . .		112			" rope and twine . . . . .	6		79	
" " " jute . . . . .		112			" mill industry . . . . .	45			
" " " linseed . . . . .		112			" prices of . . . . .	2, 47			100
" " " rape and mustard . . . . .		112			" production of . . . . .	45, 46, 67			
" " " rice . . . . .		111			Kerosene oil . . . . .	5, 27	75, 95		98
" " " tea . . . . .		112			Labour, earnings of . . . . .	11			
" " " wheat . . . . .		111			Lao . . . . .	47		79, 92	
" " quantity and value of scope of statistics of . . . . .	64		110		" button . . . . .	47			
" " " Total value . . . . .	64				" seed . . . . .	47			
" " " Assam . . . . .			111-112		" shell . . . . .	47		96	98
" " " Bongal . . . . .			111-112		" stick . . . . .	47			
" " " Bihar and Orissa . . . . .			111-112		Lamps and lampware . . . . .		76		
" " " Bombay Port . . . . .	64	111-112	111-112		Land frontier trade . . . . .	61, 62	109	109	
" " " Presidency . . . . .	64		111-112		Lead . . . . .	25, 27, 50	75, 91		
" " " Calcutta . . . . .		111-112	111-112		Leather—buffalo hides . . . . .			79	
Inland trade with Central Provinces . . .			111-112		" cow hides . . . . .			79	
" " " Karachi . . . . .	64	111-112			" goat skins . . . . .			79	
" " " Kashmir . . . . .			111-112		" sheep skins . . . . .			79	
" " " Madras Presidency . . . . .			111-112		Linseed oil . . . . .	6, 27,			
" " " Madras Ports . . . . .	64	111	111-112		Liquens . . . . .	22, 23			
" " " Mysore . . . . .			111-112		Liquors . . . . .	22, 23			
" " " Nizam's Territory . . . . .			111-112		" ale, beer, and porter . . . . .	22, 23	73, 76	74	101
" " " Punjab . . . . .			111-112		" brandy . . . . .	23	76		
" " " Rajputana and Central India . . . . .			111-112		" brewing industry . . . . .	23			
" " " Sind and British Baluchistan . . . . .			111-112		" champagne . . . . .	23			
" " " United Provinces . . . . .			111-112		" ciders . . . . .	22			
Instruments, apparatus and appliances . . .	22	76, 78			" gin . . . . .	23	76		
" electrical . . . . .	22	76			" rum . . . . .	23			
" musical . . . . .	22	76			" sherry . . . . .	23			
" photographic . . . . .	22	76			" spirits . . . . .	23			
" scientific and philosophical . . . . .	22	76			" whisky . . . . .	23	76		
Iron bars and channel . . . . .	26	75			" wines . . . . .	23			
					Locomotives . . . . .	29	76		
					Lubricating oil . . . . .	28, 51	75, 78		

iv  
INDEX

	Report	TABLES				Report	TABLES		
		Import	Export	Miscellaneous			Import	Export	Miscellaneous
Luxury, articles of		94			Oils, groundnut	6, 50			
Machinery and millwork	4, 5, 7, 23	73, 75, 78, 91, 95	74		" kerosene	5, 27	75, 95		98
" cotton mills	23	75			" linseed ( <i>Linum utilitissimum</i> )	6, 27, 50			
" duties on	23				" mineral	27, 50	75, 92	80	
" electrical	23	75			" mustard	50			
" jute mills	23	75			" petroleum	50			
" mining	23	75			" sesamum	6, 50			
" rice and flour mills	23	75			" rape	50			
" textile	23	75			" vegetable	27, 50	75	80	
Maize ( <i>Zea Mays</i> )	43			99	Oilseeds	4,50-53		79	
Malt liquors	22, 23				" castor ( <i>Ricinus communis</i> )	50, 51, 53		79, 93, 96	98
Manganese ore	4, 48		79, 96	98	" copra	50, 51, 53		79, 93, 96	98
Manufactured articles	4, 5, 9-	73	73		" cotton ( <i>Gossypium Sps.</i> )	50, 51, 53		79, 93, 96	98
" Ratio of imports and exports of	10				" groundnuts ( <i>Arachis hypogaea</i> )	50, 51, 52,		79, 93, 96	98
Manures	5, 6				" " freights for	52			
Margarine	6, 48	78	80, 96		" " production of	52			
Matches	6				" linseed ( <i>Linum utilitissimum</i> )	11, 50, 51, 52		79, 93, 96	98, 99
Mauritius	4, 5, 24	76, 95			" mowa	50, 51		79, 93, 96	
Medicines	12	81, 82, 85	81, 82, 85		" mustard ( <i>Brassica Sps.</i> )	11, 50, 51		79	99
Merchandise	5, 18				" poppy ( <i>Papaver somniferum</i> )	50, 51		79, 93	
" total imports and exports of	8	71	71		" production of	51			
" monthly imports and exports of		72	72		" rapeseed ( <i>Brassica Sps.</i> )	11, 50, 51, 52	07	79, 93, 96	98, 99
" net exports of			97		" sesamum ( <i>Sesamum indicum</i> )	11, 50, 51, 67		79, 93, 96	98, 99
" trade in private—according to classes	4	73	73		" tea	4, 6, 53		79, 93, 96	98
" value of exports of private—	3		71, 97		" prices of	53			
" " imports of	3	71, 97			Ores, enumerated			79	
Metal lamps	22				Other food grains	43			
Metals	5, 7, 25	75, 78, 90	78, 80		Painter's materials		77		
" and ores	48-50		80		Paints and colours	5	77, 95		98
" and manufactures	25				Paper Currency, circulation of	1			
" aluminium	25, 27	75			Paper and pasted board	28	76		
" brass bronze	25	75			" and stationery	5, 28	73	74	
" duty on	26				" consumption of—in India	28			
" copper	4, 25, 26	75, 78, 91			" industry	38			
" iron	25	90			" making materials		77		
" " and steel	25, 26, 49, 50	75, 78, 90	78, 80		" packing and pasteboard		76		
" lead	25, 27, 50	75, 91			" pasteboard and stationery		73, 95	74	
" manganese	48		80		Paraffin wax			80, 96	98
" other than iron or steel		73	74		Patent fuel	19			
" tin	25	75, 91			Pearls	4, 5	77		
" wolfram	49				Pepper			80	98
" zinc or spelter	25, 27	75, 91			Percentage of exports to production of crops				
" " prices of—	27				Persia	12	81, 82, 88	81, 82, 83	
Metallic ores and scraps		73	74		Petrol	27, 50, 51			
Mica			80	98	Petroleum, production of—in India	50			
Milk, condensed and preserved		76		98	Photographic instruments	22	76		
Mineral dyes	5				Pig iron	25			
Mineral oil	5, 27, 50	75, 92	80		" " production of	49			
" kerosene	5, 27	75, 95			Pipes and fittings		75		93
" other kinds		75, 95			Pitch, tar and dammer		78		93
Mining machinery	23	75			Polishes		78		
Miscellaneous and unclassified articles	4, 5	73	73		Port wine	23			
Molasses	4	75		98	Portuguese East Africa		86	86	
Monazite sand	48				Poppy seed	50, 51		79, 95	
Monsoon	1-2				Post-Office Savings Banks deposits	1			
Monthly imports and exports of merchandise		72	72		Precious stones and pearls, unset	4, 5	77		
Motor cars	4, 5, 17, 18	76, 91, 95			Prices, Indian—in 1915-16 expressed index number	10			98
Motor cycles	5, 17, 18	76, 91, 95			Prices, declared values per unit	10			98
" spirit	51				" " wholesales in Calcutta	10			
" wagons	17, 18	76, 91			Prime movers	23	75		
Mowa	50, 51		79, 93, 96		Production of staple articles	67			
Muscat and Trucial Oman		86	86		" " ratios of exports to	67			
Musical instruments	22	76			Proprietary and patent medicines	18	76		
Myrobalans ( <i>Phyllanthus emblica</i> )		75	79, 96	98	Provinces, share of, in total sea-borne trade	16			
Nails and rivets		85	85		" " Coasting trade	62			
Natal		85			" " Frontier "	62			
Native craft, number and tonnage of	59		106		Printing machinery	23			
New Zealand, trade of		89	89		Provisions and oilman's stores	4, 6	73, 76, 92	74, 80, 96	
Norway	14	84	84		" " canned and bottled	4	76, 95		
Oil and floor cloth		78			Pulse	4, 6, 43		78, 96	98
Oilcake	4, 27, 28,	73, 75	74, 80,	101	Pyrite	18			
Oils	50, 51		96						
" animal	27	75							
" castor ( <i>Ricinus communis</i> )	50		80	98					
" coconut ( <i>Cocos nucifera</i> )	27, 50		80	98					
" copra	6, 50								
" cotton	6								
Oils essential	27	75	80						



## INDEX

	Report	TABLES			Report	TABLES		
		Import	Export	Miscellaneous		Import	Export	Miscellaneous
Trade								
Austria-Hungary	12	81, 82, 83, 89	81, 82, 83, 89	..	Tubes	75	..	..
Australia	2, 12, 13	81, 82, 89	81, 82, 89	..	Tungston	40	..	..
Bahrein Islands	13	87	87	..	Turkey in Asia	12	81, 89	81, 89
Belgium	12, 14	81, 82, 83	81, 82, 83	..	.. Europe	..	85	85
Brazil	2	86	86	..	Turmeric ( <i>Curcuma longa</i> )	..	..	79
Borneo	..	87	..	..	Twist and yarn (cotton)	10, 36	74	78, 79
British Empire	12, 13	81, 82	81, 82	..	Typewriters	23	75	..
British Guiana	..	..	86	..	Umbrellas and fittings	17	77	..
South Africa	..	..	..	..	United Kingdom, trade of	2, 12, 13	81, 82	81, 82
Canada	2, 12, 13	86	81, 86	..	.. States, trade of	2, 13, 15, 16	81, 82	81, 82, 86
Cape Colony	..	85	85	..	Value, calculated—of trade	8-9	95	96
Ceylon	12, 13	81, 82, 87	81, 82, 87	..	.. of imports and exports of certain articles	17, 32	..	..
Chile	12	86	81, 86	..	.. of articles of luxury and convenience	..	..	94
China (exclusive of Hongkong and Macao)	12	81, 82, 87	81, 82, 87	..	.. vegetable oil	..	75	79
Denmark	14	..	..	..	Vessels, number and tonnage of—engaged in the foreign seaborne trade	50	..	106
East African Protectorate	..	85	85	..	Wages, average rates of—in 1915-16	11	..	..
Egypt	2, 12	86	81, 85	..	.. brewing	..	..	100
Europe	13	..	..	..	.. cotton	..	..	100
Foreign Countries	12	81, 82	81, 82	..	.. jute	..	..	100
France	2, 12, 13, 14	81, 82, 84	81, 82, 84	..	.. mining (coal)	..	..	100
German East Africa	..	85	85	..	.. paper	..	..	100
Germany	12, 13	81, 82, 84, 89	81, 82, 84, 89	..	.. rice	..	..	100
Holland	12, 14	81, 82, 84	81, 82, 84	..	.. tea	..	..	100, 101
Hongkong	12	81, 82, 87	81, 82, 87	..	.. wool	..	..	100
Indo-China	..	87	87	..	War, effects of—on trade	3-4	..	..
Italy	12, 14	81, 82, 84	81, 82, 84	..	West Indies	..	86	86
Italian East Africa	..	85	85	..	Wheat ( <i>Triticum sativum</i> )	4, 6, 7, 10, 41-43, 67	..	79, 92, 96
Japan	2, 12, 14, 15	81, 82, 87	81, 82, 88	..	.. flour	43	..	79, 96
Java	12, 15	81, 82, 88	81, 82, 88	..	.. freights for	..	..	106, 108
Mauritius	12, 13	81, 82, 85	81, 82, 85	..	.. prices of	2, 42	..	100
Mascat and Trucial Oman	..	86	86	..	.. production of Indian	41, 67	..	..
Natal	..	85	85	..	.. foreign	..	..	..
New Zealand	..	89	89	..	.. purchase of—by Government	4, 8	..	97
Norway	14	84	84	..	Whisky	23	..	98
Persia	12	81, 82, 88	81, 82, 88	..	Wholesale prices of certain staple articles	..	..	99, 100
Portuguese East Africa	..	86	86	..	Wines and spirit	23	76	..
Reunion	..	86	86	..	Wolfram	49	..	..
Roumania	..	84	84	..	Wood and timber	56	73, 77	74, 80
Russia	2, 12, 13	81, 82, 84	81, 82, 84	..	.. sandal	56	..	..
Sandwich Islands	..	..	89	..	.. teak	56	..	80, 96
Siam	..	88	88	..	Wooden sleepers for railways.	29	..	..
Spain	12, 14	85	85	..	Wool, industry	57	..	..
Straits Settlements	2, 12, 13	81, 82, 88	81, 82, 88	..	.. duty on	..	..	..
Sumatra	..	88	88	..	.. manufactures	57, 61	77, 90	78, 79
Sweden	14	85	85	..	.. prices of Tibetan	57	..	..
Turkey in Asia	12	81, 89	81, 89	..	Wool, raw	4, 6, 56, 57	73, 77	74, 78, 79, 92, 96
Turkey in Europe	..	85	85	..	.. restriction on the exports of	57	..	..
United Kingdom	2, 12, 13	81, 82, 83	81, 82, 83	..	Woollens	5	73	74
total—	..	71	71	..	.. carpets and rugs	57	77	79
United States of America	2, 12, 15, 16	81, 82, 86	81, 82, 86	..	.. hosiery	..	77, 95	..
West Indies	..	..	86	..	.. shawls	..	77, 95	..
United Kingdom, other British Possessions and Foreign countries	13	81, 82	81, 82	..	.. yarn and knitting wool	..	77	..
Treasure, coasting	..	..	..	110	Yonangyung oil field	50	..	..
Imports and exports of	3	71, 94	71, 94	..	Yarns (cotton)	4, 17, 19, 36	74	78, 79
net imports of	..	71	..	..	.. (silk)	..	75	..
value of	3	..	..	..	Yarns and textile fabrics	4, 5	73	74
					.. cotton	19, 20	73	74
					.. jute	..	73	74
					.. silk	30	73, 75	74
					.. wool	..	73	74
					.. others	..	73	74
					Zinc or spelter	..	75, 91	..