

[Forty-ninth Issue]

COMMERCIAL INTELLIGENCE DEPARTMENT, INDIA

REVIEW

OF THE

TRADE OF INDIA

1922-23

Published by order of the Governor-General in Council.



CALCUTTA
SUPERINTENDENT GOVERNMENT PRINTING, INDIA
1924

Price One Rupee and Ten Annas.

Publications of the Commercial Intelligence Department, India.

[Publications noted below are obtainable from the Superintendent, Government Printing, India, 8, Hastings Street, Calcutta, and all agents for the sale of Government publications. Remittances should be made by postal or money order and should include forwarding charges, as indicated in brackets opposite each publication.]

WEEKLY.

1. Indian Trade Journal.—Yearly Subscription { Indian, R13 } post free. Single copies (excluding postage):—Current issue As. 4; Back numbers R1 each.
[Orders may be placed, with prepayment, for particular issues of the Journal e.g., issues containing Crop Forecasts or those having special supplements.]

FORTNIGHTLY.

2. Wholesale and Retail Prices of certain staple Cereals, Pulses, Oilseeds, Sugar (raw), Salt, etc., in India. As. 6.

MONTHLY.

3. Accounts of the Foreign Sea-borne Trade and Navigation of British India. R1-4 (4a.)
4. Accounts relating to the Trade by Land of British India with Foreign Countries. As. 8. (2a.)
5. Cotton Spinning and Weaving in Indian Mills. As. 2. (1a.)
6. Customs Revenue Statement. Half anna.
7. Joint Stock Companies registered in British India and in the Indian States of Mysore, Baroda and Travancore. As. 3.

ANNUAL.

8. Review of the Trade of India. R2. (2a.)
9. Accounts relating to the Sea-borne Trade of British India for the Calendar year. R1-2. (2a.)
10. Annual Statement of the Foreign Sea-borne Trade and Navigation of British India:—
Vol. I.—Abstract and detailed Tables of Imports and Exports. R6-8. (R1-5.)
Vol. II.—Abstract and detailed Tables of Trade and Shipping with each country and at each port, and tables relating to the trade of Aden and of the French Possessions in India. R6-12. (12a.)
11. Prices and Wages in India. R2. (9a.)
12. Statistical Abstract for British India. R6-8. (14a.)
13. Agricultural Statistics of India—Vol. I.—British India. R2-8. (12a.) Vol. II.—Indian States. R1-8. (4a.)
14. Summary Tables of the Agricultural Statistics of British India. As. 4.
15. Estimates of Area and Yield of Principal Crops in India. As. 8. (2a.)
16. Preliminary Statement showing the Area and Yield of Principal Crops in India. (Published in the *Indian Trade Journal*.)
17. Report on the production of Tea in India. (Supplement to the *Indian Trade Journal*.)
18. Report on the production and consumption of Coal in India. (Supplement to the *Indian Trade Journal*.)
19. Statement relating to Area, Production, Stocks, Exports and Imports of Rubber in India. (Supplement to the *Indian Trade Journal*.)
20. Statement relating to Area, Production, Import and Export of Coffee in India. (Supplement to the *Indian Trade Journal*.)
21. Statistics relating to Joint Stock Companies in British India and in the Indian States of Mysore, Baroda, Gwalior, Indore and Travancore. R6-8. (9a.)
22. Statistical Tables relating to Banks in India. R2. (1a. 6p.)
23. Statement showing progress of the Co-operative movement in India. R1-8.
24. Tariff Schedules—Reprint of Schedules I and III of the Indian Tariff Act, VIII of 1894 (as subsequently amended) showing the rates of Customs duties levied on goods imported into, and exported from, British India. As. 6. (1a.)

MISCELLANEOUS.

25. Index Numbers of Indian Prices from 1861-1918 with addenda for 1919, 1920, 1921 and 1922. As. 13. (3a.)
26. Crop Forecasts. (Published in the *Indian Trade Journal*.)
Rice—1st (October), 2nd (December), Final (May), Final (August).
Wheat—1st (January), 2nd (March), 3rd (May), Final (August).
Cotton—1st (August), 2nd (October), Final (February), Supplementary (April).
Linseed, Rape and Mustard (*Winter oilseeds*)—1st (January), 2nd (March), Final (June).
Sesamum (*til or jinjili*)—1st (September), 2nd (October), Final (January), Supplementary (April).
Groundnut—1st (October), Final (February).
Indigo—1st (October), Final (December).
Sugarcane—1st (August), 2nd (October), Final (February).
27. Large Industrial Establishments in India. R4.
28. Registration and publication of Statistics relating to the Sea-borne Trade and Navigation of British India. R3-2.
29. A manual on the preparation of crop forecasts in India. As. 8.
30. Cotton Map of India, No. 1—Showing the different varieties of cotton grown in the different districts and States in India. R1.
31. Crop Atlas of India. R6-8.
32. Quinquennial Report on the Average Yield per Acre of principal Crops in India for the period ending 1916-17. As. 12.
33. Report on the First Census of Live-Stock, Ploughs and Carts in India, held between December 1919 and April 1920. As. 4.
34. A classified list of the commodities that enter into the Land Frontier Trade of British India. R1-2.

Forty-ninth Issue]

COMMERCIAL INTELLIGENCE DEPARTMENT ^{GIPE-PUNE-4} INDIA

REVIEW
OF THE
TRADE OF INDIA
IN
1922-23

Published by order of the Governor-General in Council.



CALCUTTA
SUPERINTENDENT GOVERNMENT PRINTING, INDIA
1924

[No. 1840.]

CONTENTS.

Part I—Report.

CHARTS—	PAGE.
1. Foreign Sea-borne trade of India—	
(a) during the last three years as compared with pre-war and war averages	i
(b) during the last 58 years	ib
2. Variations in values of principal articles in the Import and Export trade of British India during the last three years as compared with pre-war and war averages	ii
3. Imports, exports, and Balance of Trade of India (private merchandise only)	iii
4. Variations in the trade of British India with principal countries during the last three years as compared with pre-war and war averages	iv
5. Monthly fluctuations in the net imports or net exports of gold, silver, and treasure on private account during 1921-22 and 1922-23	v
6. Price per tola of English bar gold in Bombay, of silver per standard ounce in London and the telegraphic transfer rate in Calcutta on London at or about the end of each month during 1921-22 and 1922-23	ib
7. Variations in shares of principal articles in the Import and Export trade of British India during the last three years as compared with pre-war and war averages	vi
8. Variations in shares of principal countries in the Import and Export trade of British India during the last three years as compared with pre-war and war averages	vii
9. Chart showing the prices of certain staple articles in India, index numbers of prices of cloth in Manchester, and Bank and T. T. rates during the year 1922-23
CHAPTER I.—General remarks	1—2
CHAPTER II.—Imports of Merchandise—	
Cotton manufactures	2—5
Sugar	5—7
Iron and steel	7—8
Other metals]	8—9
Machinery and mill-work	9
Railway plant and rolling stock	ib
Motor vehicles	9—10
Hardware	10—11
Mineral oils	11—12
Silk, raw and manufactured	12
Paper and pasteboard	ib
Chemicals	12—13
Drugs and medicines	13
Liquors	ib
Provisions	13—14
Salt	14
Other articles	14—16
CHAPTER III.—Exports of Merchandise—	
Cotton and cotton manufactures	16—19
Jute and jute manufactures	19—20
Food-grains and flour	20—21
Rice;	21
Wheat	ib
Oilseeds	21—22
Tea	22—24
Hides and skins	24—25
Lao	25
Wool	25—26
Other articles	26—28
Postal articles not specified	28
Re-exports of foreign merchandise	ib
Government Stores—Imports, Exports, and Re-exports	28
CHAPTER IV.—The Direction of Overseas Trade	28—35
CHAPTER V.—Frontier and Indo-Burma Trade—	
I. Frontier Trade;	35—36
II. Coasting Trade between Burma and other provinces	36—37
CHAPTER VI.—Balance of Trade and movements of Treasure—	
I. Balance of Trade	37—38
II. Movements of Treasure	38

CONTENTS—*continued.*

Part II—Tables.

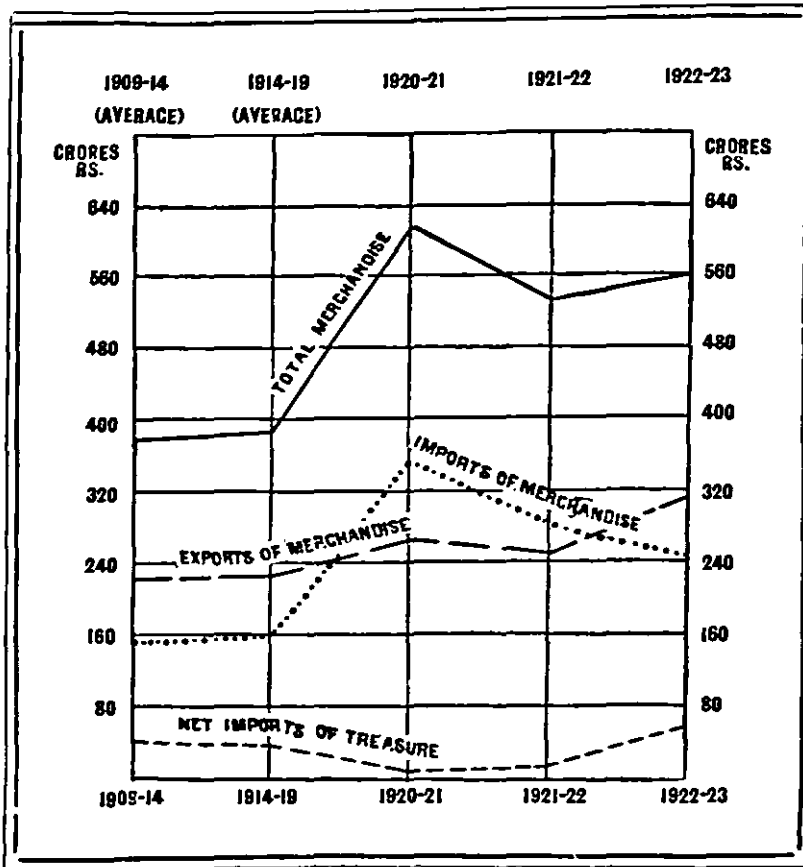
No.	PAGE.
1 Total foreign sea-borne trade during 1920-21, 1921-22 and 1922-23 with pre-war and war averages	30
2 Total foreign sea-borne trade during the last four years with quinquennial averages for the preceding fifty-five years	<i>ib</i>
3 Monthly sea-borne trade (private merchandise) imports and exports (including re-exports) during the last three years with the pre-war and war averages and excess of exports over imports	40
4 Imports of private merchandise, according to five main classes	<i>ib</i>
5 Exports of private merchandise, according to five main classes	41
6 Quantity and value of principal articles of imports	41—44
7 Quantity and value of principal articles of exports	45—46
8 Quantity and value of principal articles of re-exports	47
9 Trade with the British Empire and Foreign Countries	48—49
10 Percentage share of the principal countries in the total trade in merchandise only	50
11 Trade of certain principal countries and British India	<i>ib</i>
12 Trade with principal countries, distinguishing principal articles	51—57
13 Imports of Cotton piecegoods	57
14 Production in the Indian mills of Cotton piecegoods	58
15-A—Imports of Cotton twist and yarn	<i>ib</i>
B— " " " " " " " by counts	<i>ib</i>
16 Production in the Indian mills of Cotton twist and yarn by counts	<i>ib</i>
17 Imports of raw silk and silk goods	<i>ib</i>
18 " " woollen manufactures	<i>ib</i>
19 " and declared value of Iron and Steel	<i>ib</i>
20 " of Iron and Steel	59
21 " " Machinery and Millwork	<i>ib</i>
22 " " Motor Cars, motor cycles and accessories	<i>ib</i>
23 " " Railway plant and rolling stock	<i>ib</i>
24 " " Hardware excluding outlery	<i>ib</i>
25 " " Metals excluding Iron and Steel	<i>ib</i>
26 " " Sugar excluding molasses and confectionery	60
27 " " Mineral oil	<i>ib</i>
28 " " Cement	<i>ib</i>
29 Exports of raw Jute	<i>ib</i>
30 Production, Mill Consumption and Exports of raw Jute	<i>ib</i>
31-A—Exports of Jute gunny bags and cloth	<i>ib</i>
B— " " Jute bags and cloth and the percentage shares of principal countries	61
32 Exports of raw cotton	<i>ib</i>
33-A—Exports of Cotton twist and yarn	<i>ib</i>
B—Exports of Cotton twist and yarn by counts	<i>ib</i>
34 Exports of Indian grey and coloured cotton piece-goods	<i>ib</i>
35 " " Indian Tea	62
36-A—Exports of Seeds	<i>ib</i>
B—Percentage shares of principal seeds in the total value of exports of seeds	<i>ib</i>
C—Percentage shares of principal countries in the total value of exports of seeds	<i>ib</i>
37 Exports of Rice not in the husk	<i>ib</i>
38 " " Wheat	<i>ib</i>
39 " " Lac	63
40 " " Indigo	<i>ib</i>
41 " " Opium	<i>ib</i>
42 " " Hides and Skins	<i>ib</i>
43 " " Manganese ore	<i>ib</i>
44 Imports and Exports of Gold, silver and currency notes	64—65
45 Monthly net imports of Gold, silver and currency notes during 1922-23	65
46 Absorption of Gold in India	66
47 Balance of Trade of India	<i>ib</i>
48 Declared value per unit of principal imported articles	67
49 " " " " " " exported "	<i>ib</i>
50 Wholesale prices in India	68—71
51 Maritime freights	72
52 Indian sea and land customs revenue (excluding salt revenue)	<i>ib</i>
53 Import duties levied on the principal articles exported from India	74—77
54 Customs Tariff—rates of duty	78—81
55 Share of each province in the total entries and clearances of vessels	82
56 Number and Tonnage of vessels engaged in the foreign sea-borne Trade	<i>ib</i>
57 Percentage of exports of certain principal crops to total production	<i>ib</i>

No.	PAGE.
58 Imports and Exports by land frontier	83
59 Value of principal articles imported and exported across the land frontier	84
60 Quantity of certain principal articles of imports and exports by land frontier	ib
61 Chief imports into Burma from India	ib
62 Chief exports from Burma to India	85
63 Tables illustrating competition experienced by Indian products in certain foreign markets	
Imports of Linseed	ib
" " Rapeseed	ib
" " Sesamum seed	86
" " Groundnut	ib
" " Tea	ib

I. THE FOREIGN SEA-BORNE TRADE OF BRITISH INDIA.

(a) DURING THE LAST THREE YEARS AS COMPARED WITH AVERAGES OF THE PRE-WAR AND WAR PERIODS.

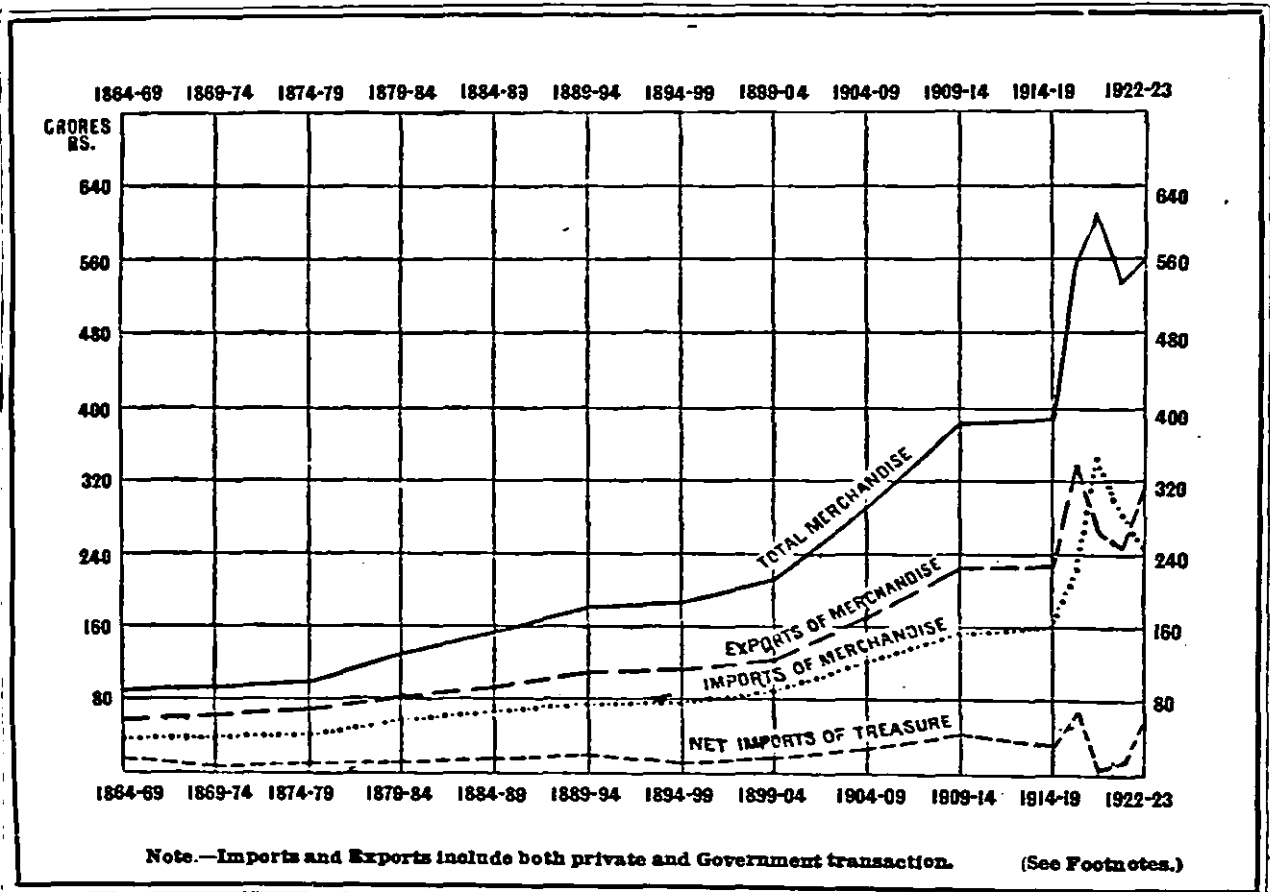
(PRIVATE AND GOVERNMENT.)



(b) DURING THE LAST 58 YEARS (1864-69 TO 1922-23).

QUINQUENNIAL AVERAGES

(PRIVATE AND GOVERNMENT.)

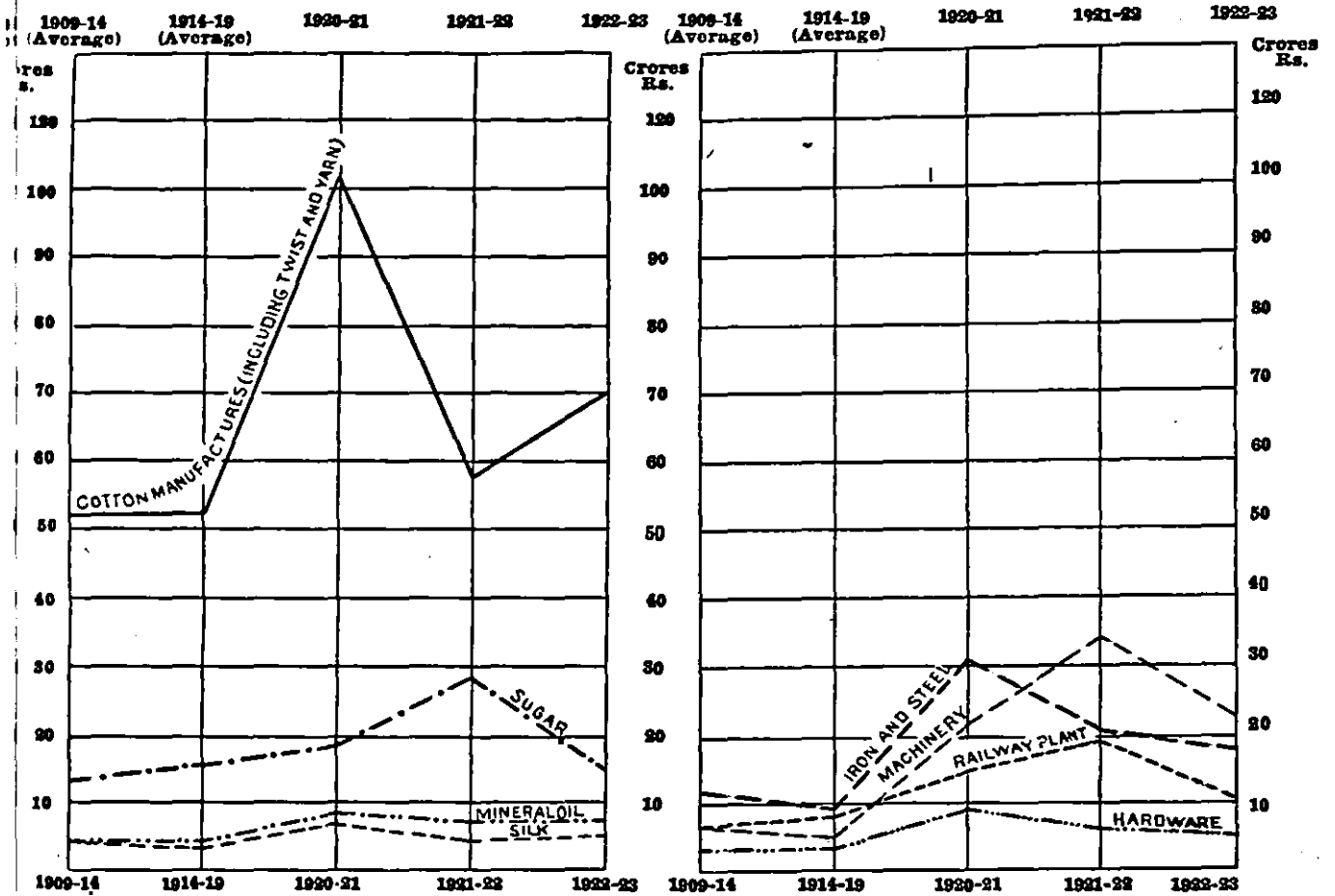


Note.—Imports and Exports include both private and Government transaction. (See Footnotes.)

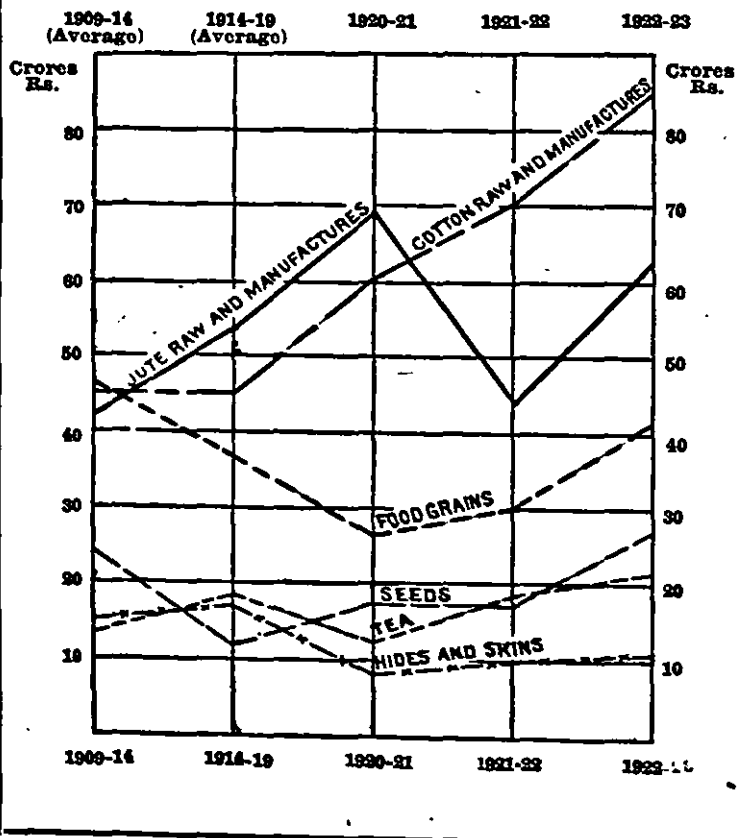
- Note—1. In chart 1 (b) the curves are based on averages of 5 years.
- 2. Total merchandise includes Imports and Exports, both private and Government.
- 3. Imports of merchandise are inclusive of Government Stores.
- 4. Exports of merchandise are inclusive of re-exports and Government stores.
- 5. Net imports of treasure are the imports minus the exports of gold and silver, both private and Government, and also of currency notes during 1922-23. The exports of treasure are ordinarily very much less than the imports.

2. Variations in the values of principal articles in the Import and Export Trade of British India during the last three years as compared with averages of the pre-war and war periods.

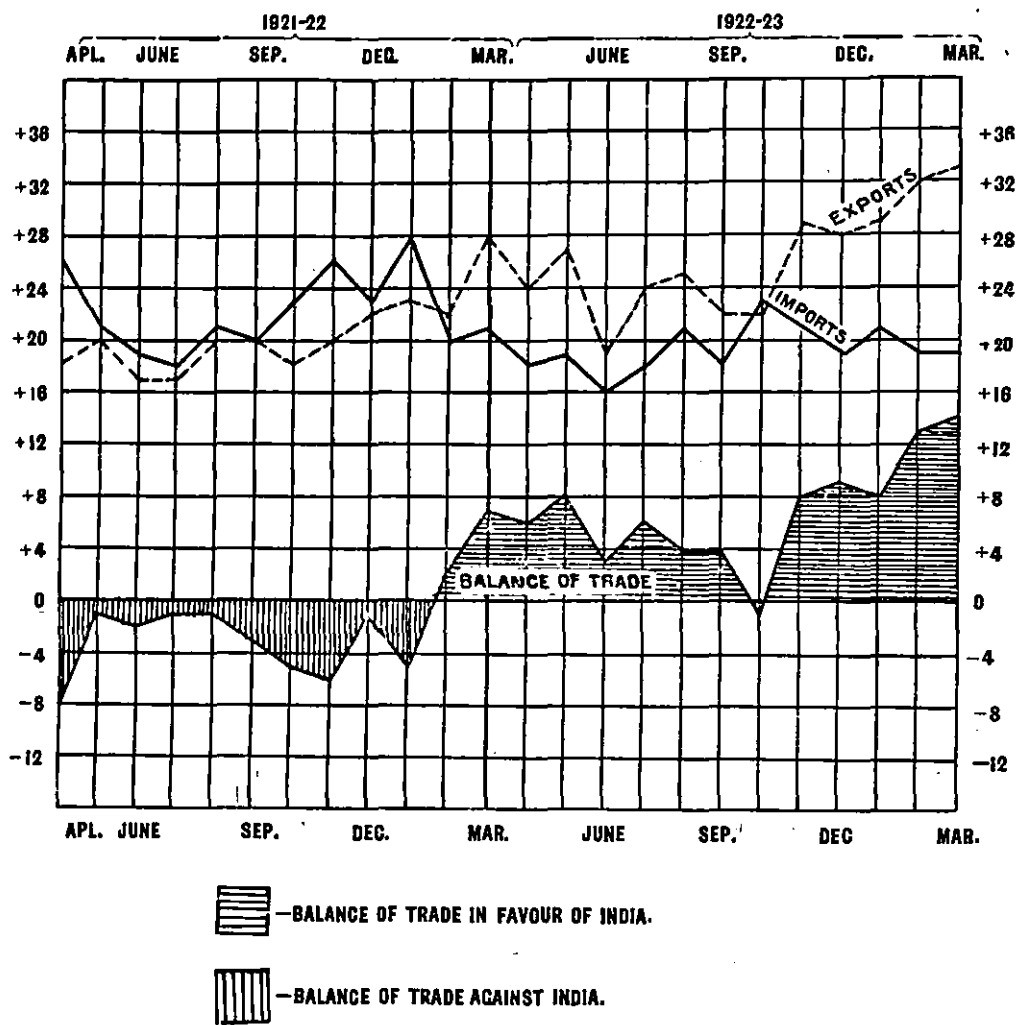
IMPORTS.



EXPORTS.

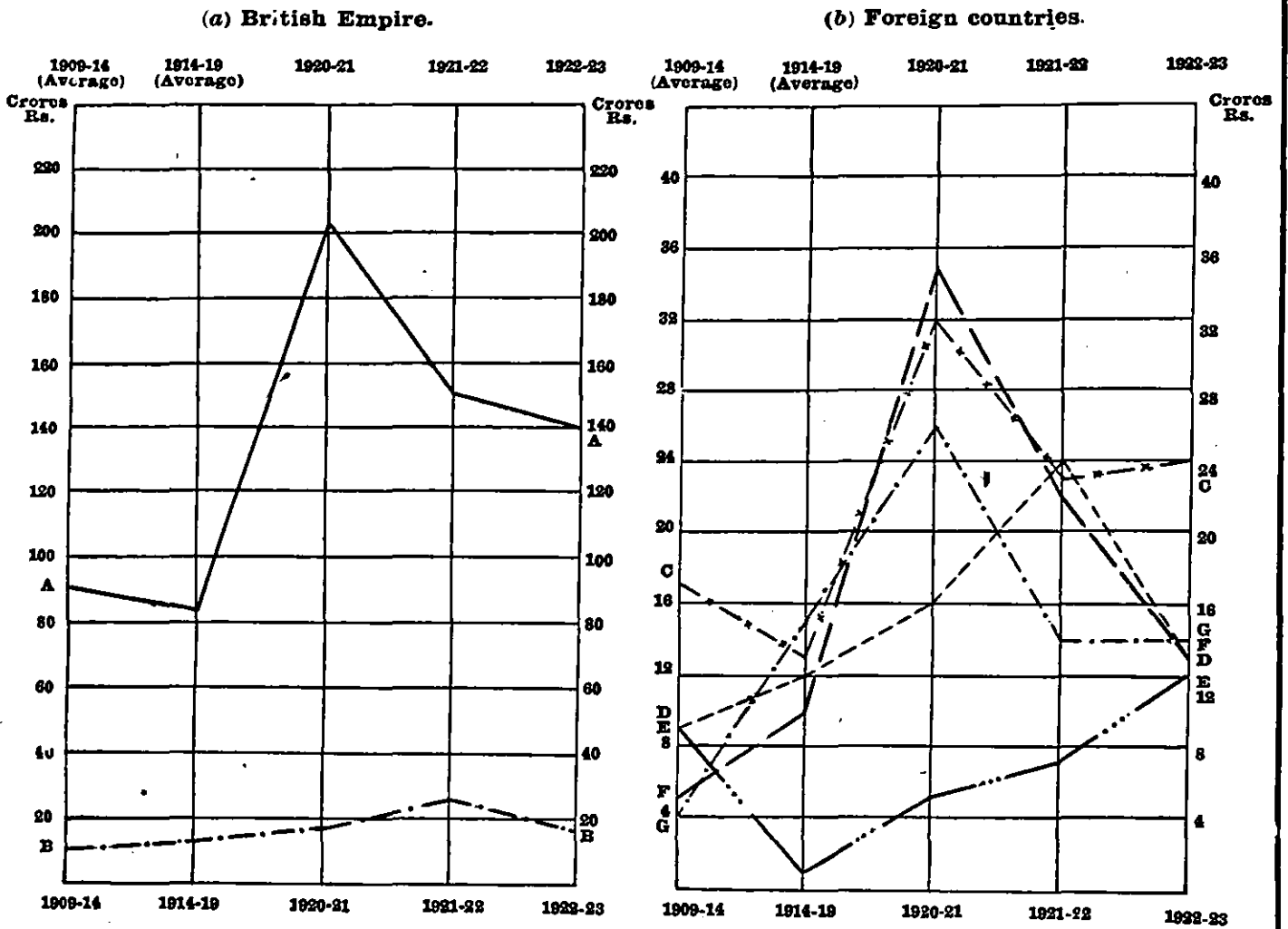


3. IMPORTS, EXPORTS AND BALANCE OF TRADE OF INDIA (PRIVATE MERCHANDISE ONLY)



4. Variations in the Trade of British India with principal Countries during the last three years as compared with averages of the pre-war and war periods.

IMPORTS.

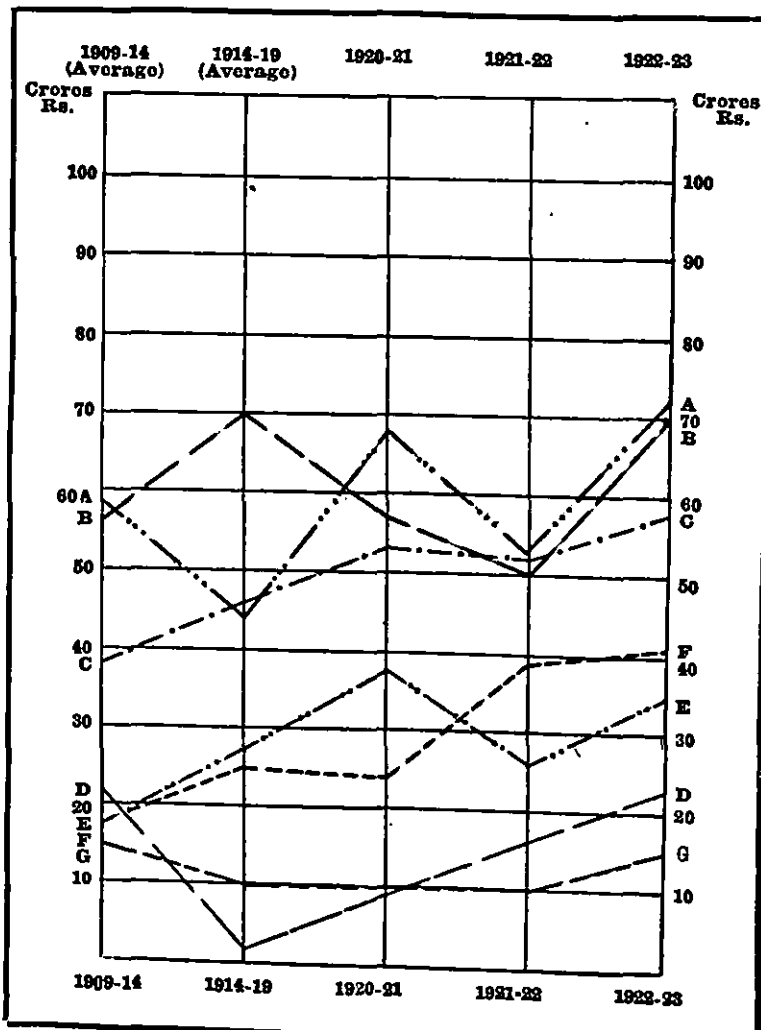


N.B.—For the sake of clearness these two charts have been drawn to different scales.

EXPORTS.

REFERENCES OF IMPORTS.

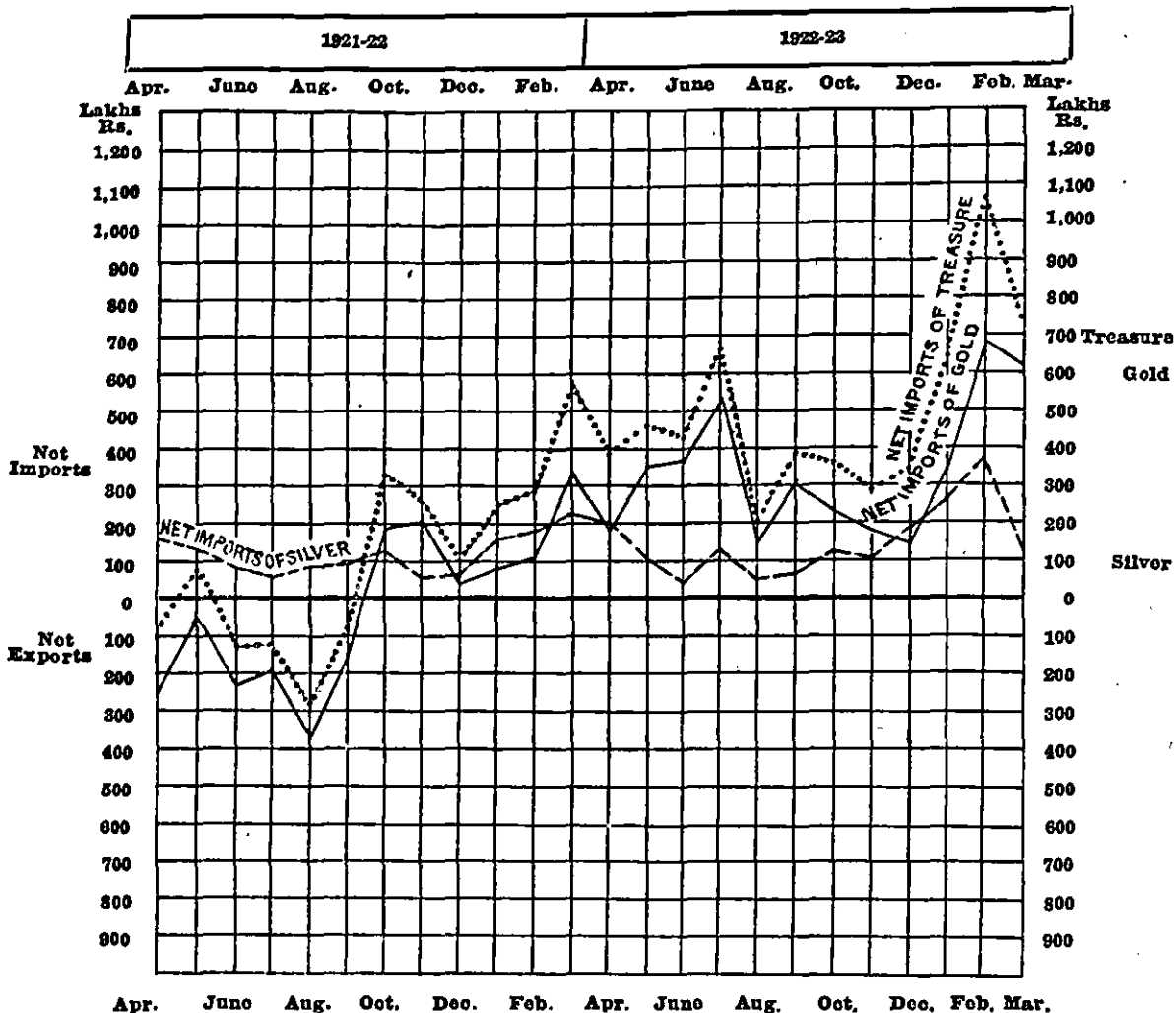
- . United Kingdom.
- . Other Parts of the British Empire.
- . Other Foreign Countries.
- . Java.
- . Germany.
- . United States of America.
- . Japan



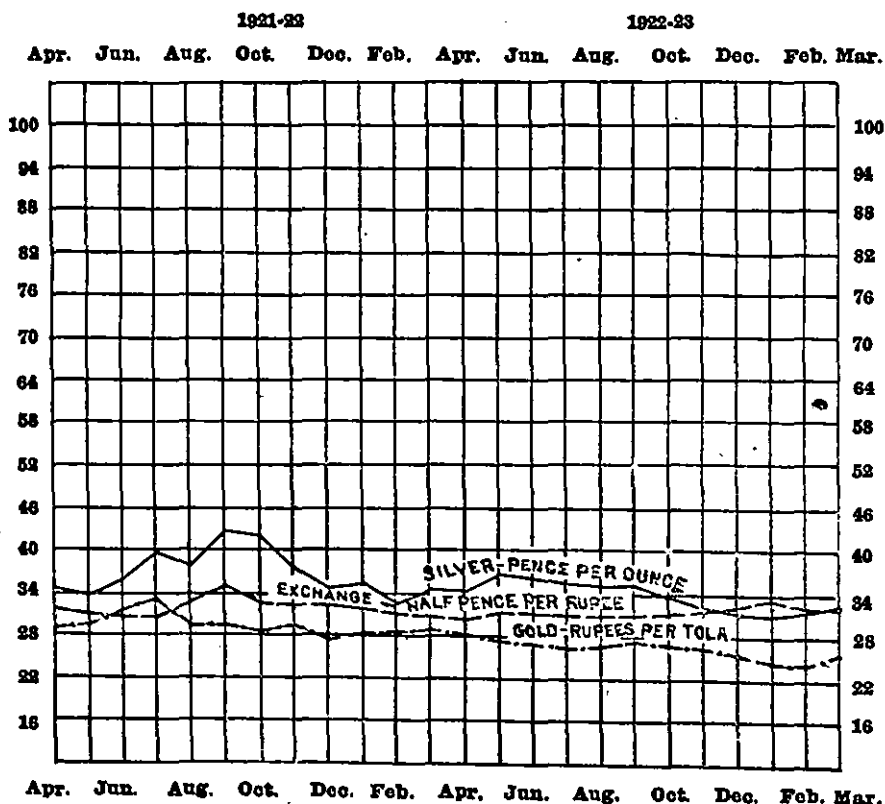
REFERENCES OF EXPORTS.

- A. Other Foreign Countries.
- B. United Kingdom.
- C. Other Parts of the British Empire.
- D. Germany.
- E. United States of America.
- F. Japan.
- G. France.

5. Monthly fluctuations in the net Imports or net Exports of Gold, Silver and Treasure (on private account) during 1921-22 and 1922-23.

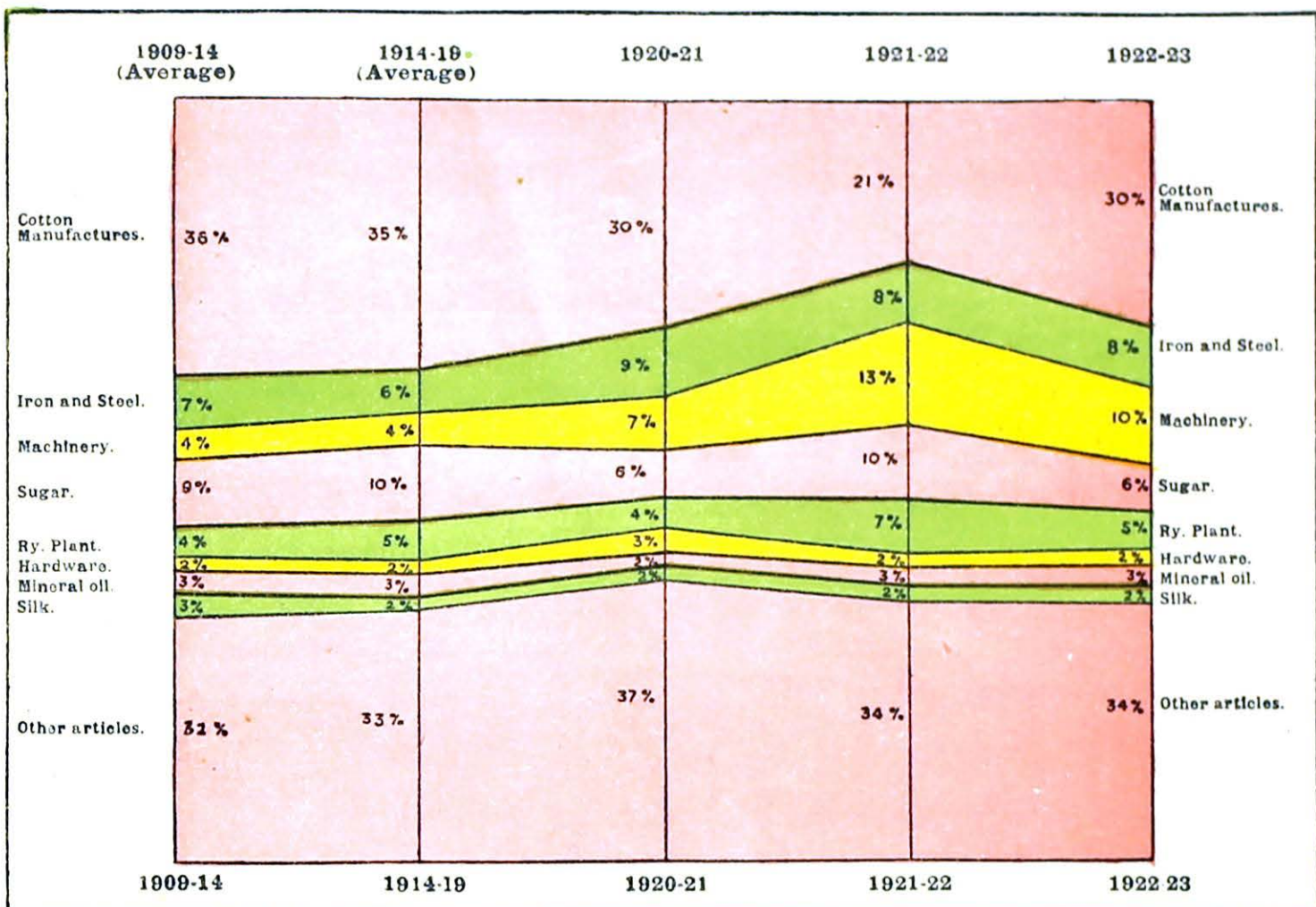


Price per tola of English bar Gold in Bombay, price of Silver in London per Standard ounce and the Telegraphic transfer rate in Calcutta on London at or about the end of each month during the years 1921-22 and 1922-23.

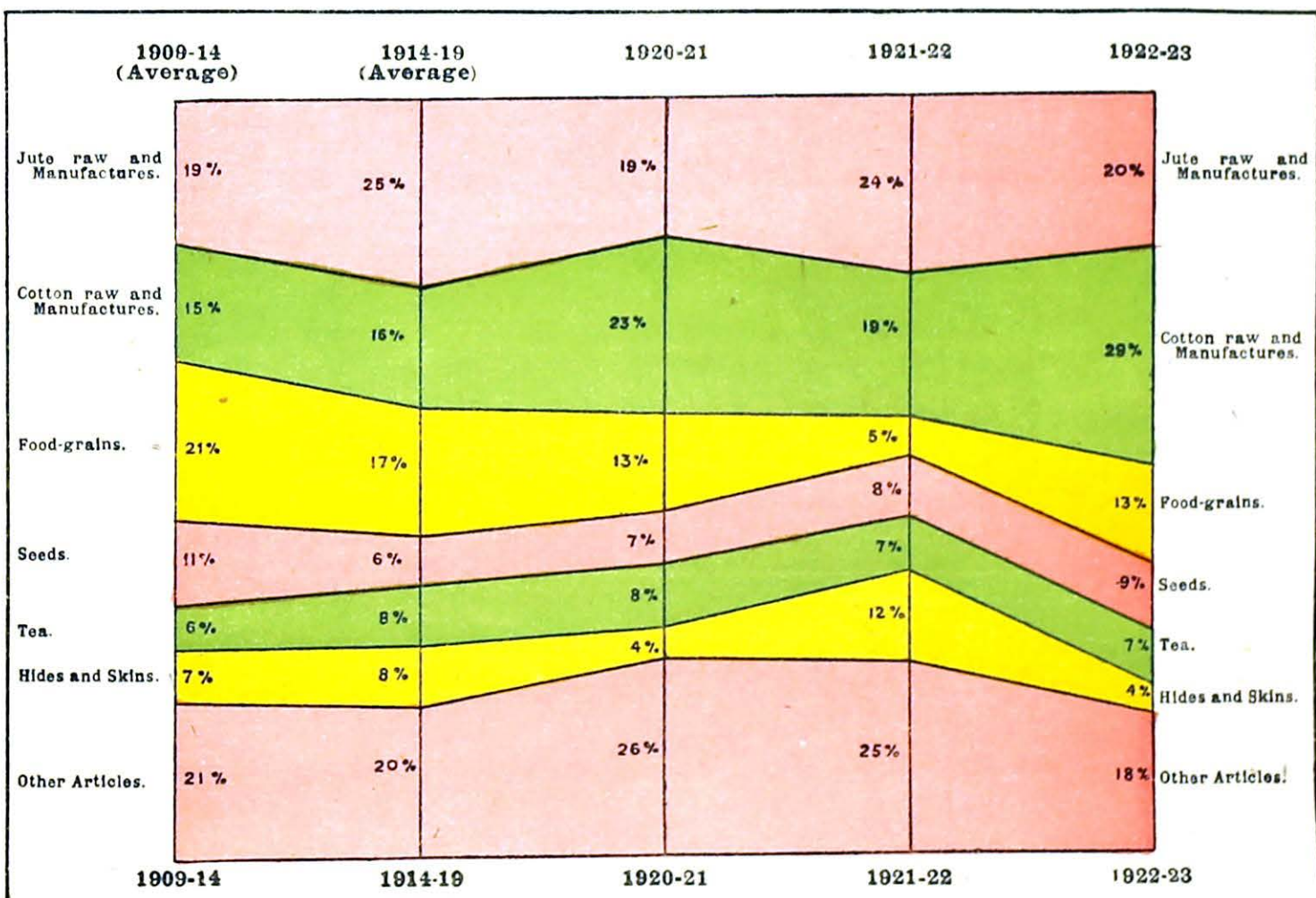


7. Variations in the shares of the principal articles in the Import and Export trade of British India during the last three years, as compared with averages of the pre-war and war periods.

IMPORTS

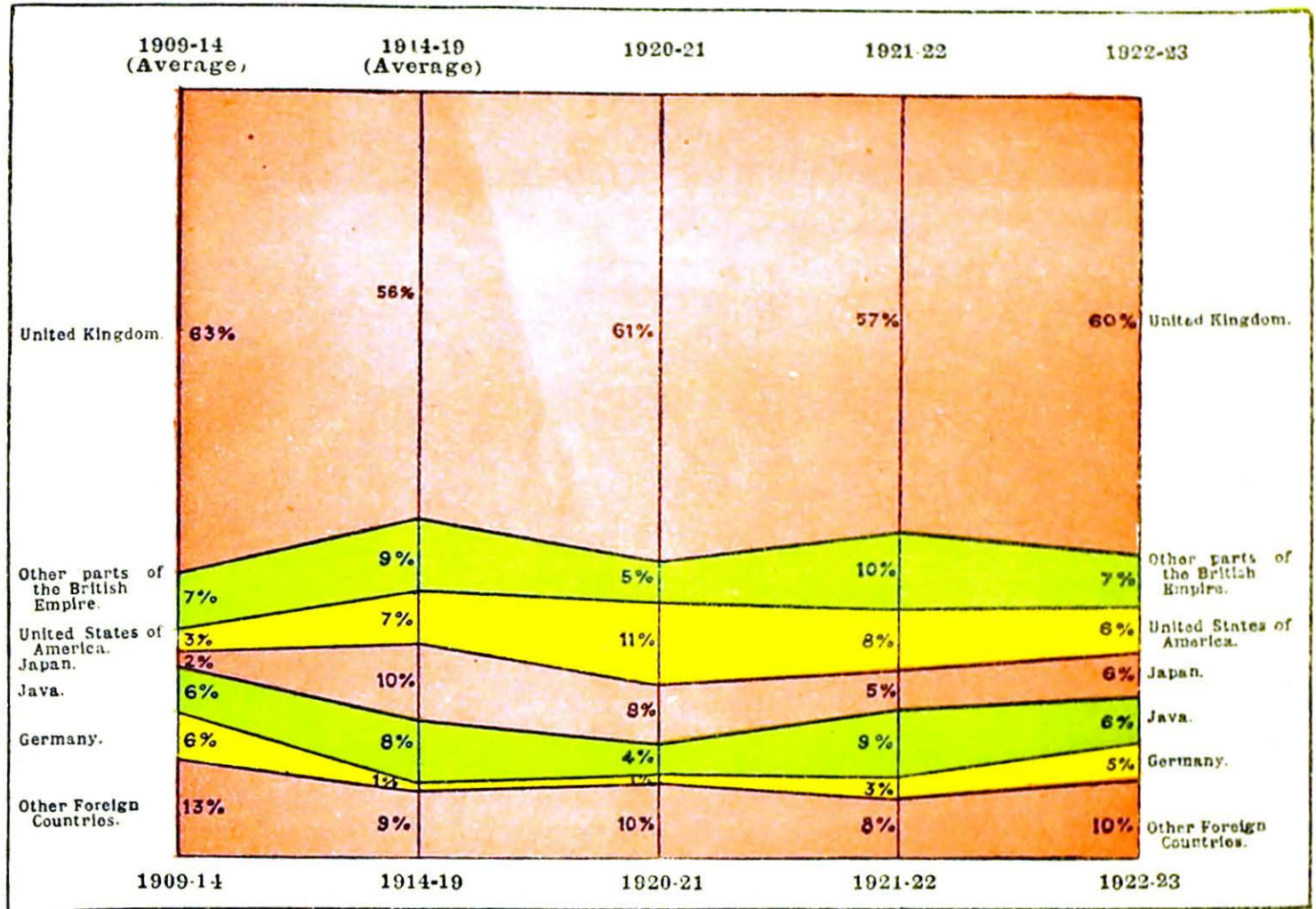


EXPORTS



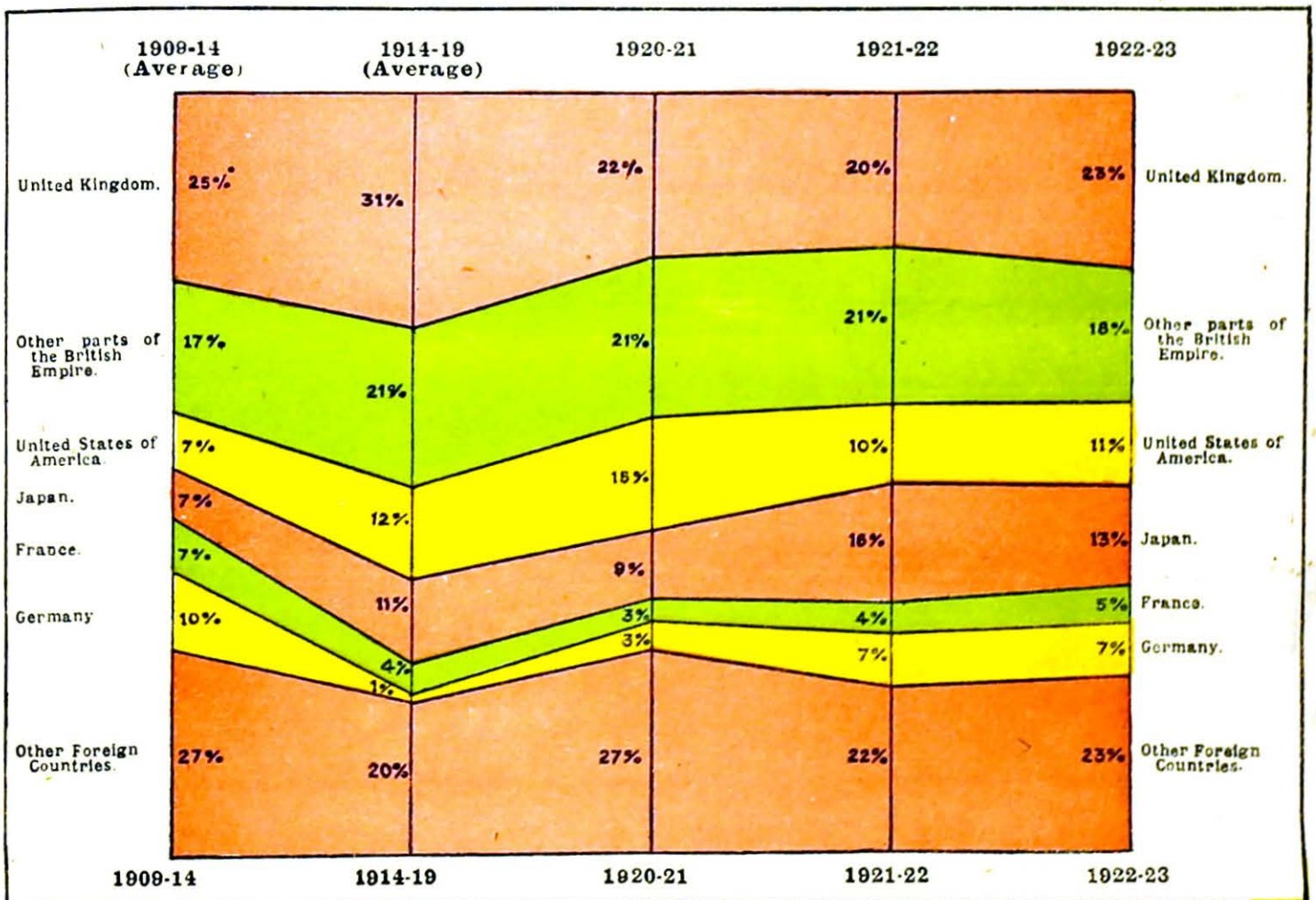
8. Variations in the shares of the principal Countries in the Import and Export trade of British India during the last three years, as compared with averages of the pre-war and war periods.

IMPORTS.



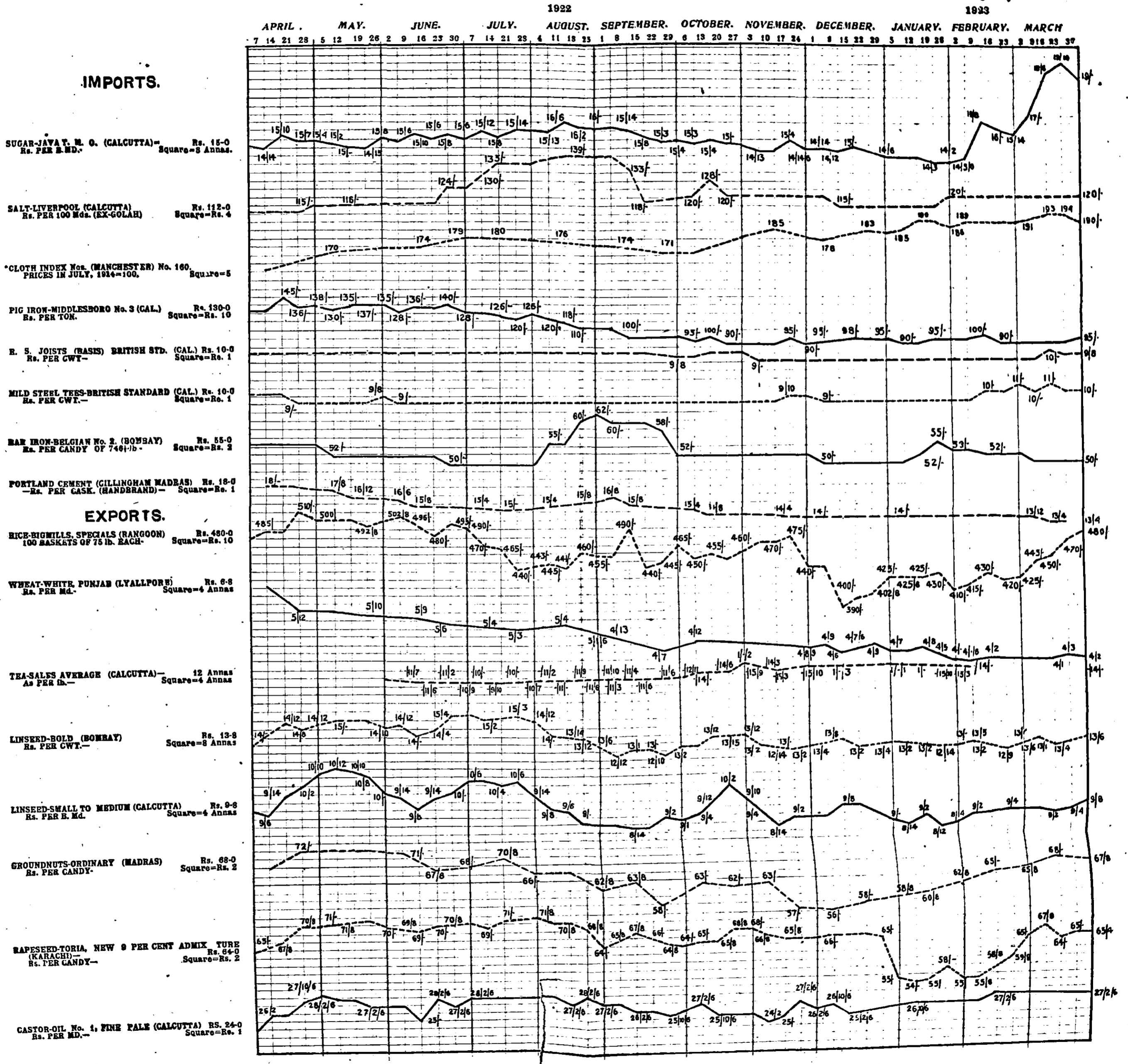
Note.—Imports from Germany during the quinquennium 1914-19, consisted mostly of receipts in the early part of the official year 1914-15, and the residue of cargoes of prize vessels imported during the war period.

EXPORTS.



Note.—Exports to Germany during the quinquennium 1914-19 were confined to the early part of the official year 1914-15.

9. Chart showing the prices of certain staple articles in India, the index numbers of prices of cloth in Manchester, and Bank and T. T. rates during the year 1922-23.



INDEX

	Report	TABLES				Report	TABLES		
		Import	Export	Miscellaneous			Import	Export	Miscellaneous
Absorption of gold	66	Cachar	24
Acids	12	Calcutta	6,14,20,
Adon	14,18,21,	48,49,55,	48,49,55,	..		22,23,25
	27,28	64, 65	61,64,65,	..	Camphor	13	45
Afghanistan	35, 36	83, 84	83, 84	..	Canada	9,10,20,	48,49,50,	48,49, 54,	..
Agricultural implements	10	42		24,29,30,	54,59,64,	61,62,63,	..
Alo, beer, and porter	13, 34	42,51,56	..	67		31,32	65	64, 65	67
Alizarine dyes	15,34	43	..	67	Candles	46	..
Almonds	..	43	Canned and bottled provisions	13	43	..	67
Aluminium	8	42,52,59	Canvas, flax	..	44	..	67
Angle and spring	8	41, 58	Carpets and rugs	..	43	45	..
Aniline dyes	15,34	43	Carriages and carts	..	44
Animal oil	..	42	" " wagons	..	44
Animals, living	36	44,51,84	46,55,56	..	Cassia lignea	13	43
Apparel	14	40,43,51,	41, 46,	67	Castor oil (<i>Ricinus Communis</i>)	45	67, 70,71
		52, 54,57	47	..	" seed " "	22	..	45	67, 68,69
Arabia	7,21, 26,	55, 64,65	55, 61,62,	..	Cement	16	43, 60
	28	..	64, 65	..	Central Agricultural Institute	17
Argentine Republic	20,20,33	48,49, 85	48, 49,54,	..	Ceylon	21, 24,26,	48,49,50,	48,49,50,	..
Arms, ammunition, and military stores	28	40, 44	60, 61	..	Charts illustrating the—	27,28,29,	55, 64,65	55,61,62,	..
		51,57	1. foreign sea-borne trade of India—	31, 32	..	64	..
Articles by post	10, 28	44	46, 47	..	(a) during last three years as compared with pre-war and war averages	frontis-piece(i)
free of duty	78	(b) during last 58 years	ib
liable to duty	79-81	2. Variations in values of principal articles in the Import and Export trade	ii
mainly unmanufactured	..	40	41	72,80	3. Imports, exports, and Balance of Trade of India	iii
miscellaneous and unclassified	..	40	41	..	4. Variations in the trade of British India with principal countries	iv
of food, drink and tobacco,	..	40	41	72	5. Monthly fluctuations in the net imports or net exports of treasure	v
wholly or mainly manufactured	..	40	41	72	6. Price of English bar gold in Bombay, of bar silver in London and the telegraphic transfer rate in Calcutta on London	v
Assam	10,23,36	83	83	..	7. Variations in shares of principal articles in the Import and Export trade during last three years as compared with pre-war and war averages	vi
Australia	13, 14,15,	48, 49,50,	48, 49,50,	..	8. Variations in shares of principal countries as compared with pre-war and war averages	vii
	16, 20 22,	57, 59,64,	57, 60,61,	..	9. Prices of certain staple articles in India, index numbers of prices of cloth in Manchester, and Bank and L. I. rates	viii
	24,26,27,29,	65,66	62, 63,64,	..	Imports, exports and production of Cotton piecegoods in India. Charts showing the monthly prices of Cuban raw sugar and of average net values of Java 23 D. S. and above in India from January 1921 to March 1923	19
	30,31,32,35	..	65	..	Chemicals	12	43, 44
Austria and Hungary	1, 6, 12,	48,49,50,	48,49,50,	..	" drugs, and medicines	12,13	40	46	..
	22,24,29,	51,59,64	51,60,61,	..	Chile	20, 33,35	48, 49	48, 49, 54	..
	32	..	62,63,64	..	Chillies (<i>Capiscum Spr.</i>)	46	..
Bacon and hams	14	China	6, 12, 13,	48, 49,55,	48, 49,55,	..
Bahrein Islands	21, 26,28,	55, 64	55, 64	..		16,17, 18,	58,64,65	61,62, 64,	..
	38		20,21, 24,	..	65	..
Bajra (<i>Pennisetum typhoideum</i>)	21	..	45	..		27,28, 29,
Balance of trade	34, 37, 38	66		30,33, 35,
Bank of England	66		38
Barley (<i>Hordeum vulgare</i>)	21	..	45	68	Chrome ore	26
Bars and channel	8	41	..	58, 67	Cider	..	42
Beams, pillars, girders and bridge-work	8	41	..	58, 67	Cigarettes	16	43	..	67
Beer	13, 34	42,51, 56	..	67	Cigars	46	..
Belgium	6, 7,8, 10,	48, 49,	49,49,	..	Clocks and watches and parts	..	44, 42
	14, 15,16,	50, 51	51,63	..	Cloves (<i>Eugenia caryophyllato</i>)	..	43
	20, 21,24,	Coal	14, 15,28,	40, 43,51,	41, 46,55,	67
	29,30,32,35	" production of	31, 36	54, 56, 57	56	..
Belting for machinery	9	44	Coasting trade between Burma and other Provinces	28
Bengal	5,10, 12,	82,83	" " exports	36	84	85	..
	14,21,22,	" " imports	36	84
	24, 28	Cocoa	13
Benzine	11	Coconut oil (<i>cocos nucifera</i>)	45	67, 70, 71
Betelnut (<i>Areca Catechu</i>)	..	43	..	67	Coffee (<i>coffea arabica</i>)	26	..	46	67
Biscuits and cakes	14	43	..	67					
Bleaching materials	12					
Boilers	9, 33	42					
Bombay	5, 6, 10,	68,72					
	12, 14,15,					
	17,22,25,					
	26,28,36					
Bones	26, 34	..	46	67					
Books, printed, etc.	..	44					
Boots and shoes	..	44	..	67					
Borneo	11,28,29	55					
Bradstreet price index	1					
Brandy	13	67					
Brass, bronze, etc.	8	42,51,52,					
		59					
Brazil	20, 35	50	50, 54	..					
Bricks	67					
and tiles	..	43					
Bridge work	..	42, 58					
Bristles	46	..					
British Empire Exhibition	24					
Empire	29, 30,31	48,49,50	61, 62	..					
Guinea	54	..					
India trade of (calendar year)	..	50	50	..					
South Africa	31, 32	50	50	..					
Builder's hardware	10, 11	42					
Building and engineering materials	..	43					
Bullion	38					
Burma	5,10, 11,	..	85	..					
	15, 21,23,					
	27, 36,37					

ii
INDEX

	Report	TABLES			Report	TABLES		
		Import	Export	Miscellaneous		Import	Export	Miscellaneous
Coir	27	..	46	67	Electrical machinery	9	42	..
" manufactured	27, 34	Electroplated ware	11
" unmanufactured	67	Enamelled ironware	11	42	..
Coke	14, 15, 28, 31, 36	40, 43, 51, 54, 56, 57	41, 46, 55, 56	67	Exchange, Telegraphic transfer rates	38
Colombo	18	Entrepot trade	32
Competition experienced by Indian products in certain Foreign markets	Engines, locomotive	9	42	..
Conference Steam shiplines	24	85, 86	Excise duty on cotton goods	72
Condensed milk	22	" " " motor spirit	72
Confectionery	13	43	..	67	Export duty on rice, tea, jute	72
Copper	8, 9	42, 44, 59	Exports of Indian merchandise	16-28	39, 40, 41, 45, 47	..
" wrought	9	42	" excess of—over imports	37	..	40
Copra or dried coconut kernel	22, 32	..	45	67	" not	37	..	30
Cordage and rope	..	44	46	..	" principal articles of	16-28	45, 46, 47	..
Cotton, Broad, prices of	17	" ratio of—to production	82
" Indian	2, 16, 17	" tariff	81
" American middling	2, 16	" value of (grand total)	39
" fents,	..	41	" " " by classes	..	41	..
" freights for	Farinaceous and patent foods	13	43	67
" goods	2, 3, 18, 19	40, 41, 51, 57, 58	41, 45, 47, 61	67, 72	Fents	3	41	..
" handkerchiefs and shawls	3	41	..	67	Fibres for brushes	46
" hosiery	3, 5	41	Fish (excluding canned fish)	46
" manufactures	2, 3, 4, 5, 28, 31, 33	40, 41, 44, 57	41, 45, 47, 61	68, 69, 74, 75	" dry, salted	2	..	46
" " excise duty on	Fishmaws and sharkfins	46
" piecegoods	1, 3, 4, 5, 18, 19, 23, 31, 36	41, 57	45, 61	..	Flax, canvas	..	44	67
" " grey	3, 4, 18, 19	41	45, 47	67	" piecegoods	67
" " white	3, 4, 19	41	47	67	" raw	..	44	..
" " coloured	3, 4, 19	41	45, 47	67	Fodder, bran and pollards	20	..	46
" " descriptions of	3, 4	41	45, 47	..	Food, drink, and tobacco	..	40	41 78-81
" " prices of	3, 4, 19	" grains	20, 28, 31
" raw (<i>Gossypium Sps.</i>)	16, 17, 18, 28, 30, 31, 34, 35	41	46, 47, 61	74, 75	Fordney Tariff	1, 22
" " Indian production	16	Foreign countries and others, trade with	32, 33, 34, 35	48, 49	48, 49
" " prices of	16, 17	68, 69	" market, Indian goods in trade of India as compared with that of other countries	85, 86
" seed	22, 31	..	45, 62	67, 76	France	7, 10, 12, 17, 20, 22, 24, 26, 28, 29, 30, 32, 35, 38	48, 49, 50, 52, 64	48, 49, 50, 52, 64
" shawls	3	41	..	67	Free articles
" thread, sewing	3	41	Freights, Indian—maritime	2, 22
" transport Act	18	77	" maritime—for coal, gunnies, pig iron, rice, jute, linseed, tea, etc.	72
" yarn	3, 18, 28, 31, 33, 36	40, 51, 56, 58	41, 45, 47, 51, 53, 55, 56, 58, 61	67, 68, 69, 84	Frontier trade	35-37	83, 84	83, 84
" " by counts	3, 18	58	61	..	" " cotton piecegoods, export of—	84
" " prices of	3, 18	68, 69	" " principal articles of total value of	35	84	84
" " production of—(Indian)	18	58	" " with Afghanistan	35, 36	83	83
" waste	..	41	" " " Bhutan	35	83	83
" Association Weekly Circular	17	" " " Central Asia	35	83	83
" Import Act	18	" " " Dir, Swat and Bajaur	35	83	83
" woven goods, production of	18	" " " Karonnee	35	83	83
Council bills	66	" " " Nepal	35, 36	83	83
Crop, percentage of export to production of—	82	" " " Persia	35	83	83
Cuba	6, 20, 33	48, 49	48, 49	..	" " " Sikkim	35	83	83
Customs tariff, Indian	78-81	" " " Shan States	35, 36	83	83
" free articles	78	" " " Siam	35	83	83
" revenue	72	" " " Tibet	35, 36	83	83
Cutlery	11	40, 44	41	..	" " " Western China	35	83	83
" hardware, etc.	11	40, 44	41	..	" " wool, raw, imports of	36	84	..
Cycles	10	42	Fruits and vegetables	14, 36	40, 43	41, 46, 47
Czecho Slovakia	1, 16	" " dried, etc.	28	43	46
Dates	32	43	" " fresh	..	43	46
Declared value per unit of principal articles of import and export	67	Fuel oil	11, 37
Direction of Indian trade	28-35	Furniture and cabinetware	..	40, 44	41
Domestic hardware	11	42	German silver	9	42	..
Drugs and medicines	13	43, 44	46	..	Germany	6, 7, 8, 9, 10, 12, 13, 14, 15, 16, 17, 20, 21, 22, 24, 25, 27, 29, 30, 32, 33	48, 49, 50, 52	48, 49, 50, 52
Dutiable articles	78-81	Ghi	13, 30	..	46
Duty, excise—on cotton goods	72	Ginger (<i>Zingiber officinale</i>)	46
" " " motor spirit	72	Girders	8	41	..
" export—on rice	72	Glass and glassware	14, 16, 33, 34, 35	51, 52, 54	..
" " " jute	72	" bangles	..	43	..
" " " tea	72	" beads and false pearls	16	43	..
" import	72	" bottles and phials	16	43	..
" " levied in foreign countries—	74-77	" funnels, globes, etc.	16	43	..
Dyeing and tanning substances	14, 27	..	46	..	" sheet and plate	16	43	..
Dyes, synthetic	15	Glassware and earthenware	..	40	41
Earthenware and porcelain	18, 28	..	44	..	Gold, absorption of	66
East Africa	6, 11, 14, 21, 32	48, 49, 50, 53	48, 49, 50, 53	..	Gold bullion and coin	38
Egypt	14, 21, 32	50, 53	53	..				
Electrical apparatus	15	42				

INDEX

	Report	TABLES				Report	TABLES		
		Import	Export	Miscellaneous			Import	Export	Miscellaneous
Gold net imports of	38	64	Iron bars and channel	8	41	..	58, 67
" stocks of	66	" rice bowls	..	41
" and silver, thread	35	43	" and steel	7, 20, 33, 34	41, 44	41, 46	58, 72
" Standard Reserve	68	" or steel, beams, pillars, etc.	8	41	..	58, 67
Government stores	28	39, 44	39	..	" bolts and nuts	8	58
" imports of	28	39, 44	39	..	" hoops and strips	..	41	..	58
" exports of	24	..	39	..	" manufactures	8
Grain, pulse, and flour	14, 34	40, 42	41, 45	..	" nails, rivets, and washers	8	41	..	58, 67
(Grease)	1	" pipes and fittings, cast	8	41	..	58, 67
Groundnuts (<i>Arachis hypogaea</i>)	22	..	45, 62	67, 68, 69, 72, 76, 79, 86	" rails, chairs, etc.	88
				67	" screws	..	41
Gums, resins	..	44	47	67	" sheets and plates—	..	41	..	58, 67
" and lac	..	40	41	..	" galvanized
Gunpowder	67	" not galvanized or
Haberdashery and millinery	14, 34	44	47	..	" tinned	..	41	..	58, 67
Handkerchiefs and shawls	3	41	..	67	" tinned	..	41	..	58, 67
Hardware	10, 11, 31, 33	42, 50	47	..	" imports from the United Kingdom	8	51
" and cutlery	..	44	Iron or steel imports from other countries	8	61
" detailed items of	..	42	" the United States	8	61
Hawaii	57	..	" tubes and fittings, wrought	8	41
Hemp, raw (<i>Crotalaria juncea</i>)	27	..	46	67, 74, 75	" wire	8	58
Hides and skins and leather	41	..	Italian East Africa	14	53	53	..
" " raw	24, 31, 33, 34, 35	40, 44	41, 45, 63	67, 74, 75	Italy	13, 16, 17, 20, 22, 26, 29, 32, 35	48, 49, 50, 52	48, 49, 50, 52	..
" " tanned or dressed	25	40, 44	41, 63	67	Ivory	13, 14, 32
" buffalo	24, 25	..	45	70, 71	Jama and jellies	1, 3, 5, 9
" calfskins	45	..	Japan	10, 12, 13, 15, 16, 17, 21, 22, 25, 26, 27, 29, 30, 33	56	56	..
" cow	45	..					
" goat skins	24, 25	..	45	70, 71					
Holland—see Netherlands					
Hongkong	6, 12, 13, 16, 17, 18, 21, 27, 28, 31	48, 49, 50, 55	48, 49, 50, 55	..	Japanese vessels	82
					Java	5, 6, 7, 24, 25, 26, 29, 30, 33, 35	48, 49, 50, 56	48, 49, 50, 56	..
Hoops and strips	..	41	..	58	J. Thomas & Co's estimates of monthly returns of tea	23
Horns, tips, etc.	46	..	Jewellery, also plate of gold and silver	28	44
Horses	..	40	41	67	Jowar and bajra (<i>Pennisetum typhoidesum</i>)	21	..	45	..
Hosiery, cotton	3, 5	41	Jute, raw (<i>Corchorus capsularis</i>)	19, 20, 30, 31, 33, 34, 35	44	41, 45, 60	67, 68, 69, 72, 76, 77, 82
Implements and tools	10	42	" duty on	72
Import duty levied in foreign countries	74—77	" freights for	72
" not	72	" manufactures	20, 30, 31, 33	44	41, 45, 60	68, 69, 72, 76, 77
" tariff	78—81	" bags	19, 20, 31	..	45, 60, 61	67
Imports of Government Stores	28	39, 44	" cloth	19, 20	..	45, 60, 61	67
" private merchandise (total)	1	39, 40	" rope and twine	45	..
" principal articles of	2—16	41—44	" mill consumption	60
" treasure	37	39	" prices of	20	68, 69
" value of (grand total)	1	40, 48, 49	" production of	20
" by classes	..	40	Karachi	5, 6, 21, 22, 25	68, 69, 72
Import and export trade with					Kenya Colony	7, 16, 17, 28, 31	48, 49, 53	48, 49, 53	..
" Australia	32	50	50	..	Kerosene oil	11	42	..	67, 70, 71, 85
" Brazil	..	50	50	..	Khaddar	18
" British South Africa	32	50	50	..	Korea	17
" Canada	32	50	50	..	Lac	25, 31, 34, 35	..	45, 53	76, 77
" Egypt	32	50	50	..	Lac shell	25	..	63	67
" France	35	50	50	..	Lamps, metal	10
" Netherlands	35	50	50	..	Land frontier trade	35, 36	83, 84	83, 84	..
" Japan	33	50	50	..	Lead	9, 33	42, 59
" Sweden	..	50	50	..	Leather—buffalo hides	24, 25	..	45	70, 71
" Belgium	35	50	50	..	" cow hides	25	..	45	..
" United Kingdom	31	50	50	..	" goat skins	24, 25	..	45	70, 71
" United States of America	33	50	50	..	" sheep skins	25	..	45	..
Index numbers of prices	1	" skins tanned	25
Index Time-charter	2	Linsced	22	..	45, 62	67, 68, 69, 72, 76, 77, 85
Indian Central Cotton Committee	17	Liverpool	14, 16
Indian Finance Act	2	Liverpool Cotton Association
" Iron and Steel Company	8	" Weekly Circular	17
Indigo (<i>Indigofera Sps.</i>)	27, 32	..	46, 63	67, 70, 71, 74, 75, 82	Liquors	13, 34, 35	40, 42	41	72
" production	27	" ale, beer, and porter	13, 34	42	..	67
Indo-China	25	48, 49, 56	48, 49, 56	..	" brandy	13	67
					" cider	..	42
Instruments, apparatus and appliances	14, 15, 28, 30	43, 44	" spirit	13	42
" electrical	15	43	" whisky	13	67
" musical	..	43	" wines	13	42
" photographic	..	43					
" scientific and philosophical	..	43					

INDEX

	Report	TABLES				Report	TABLES		
		Import	Export	Miscellaneous			Import	Export	Miscellaneous
Locomotives	0	42, 44	Nails, rivets and washers	8	41	..	58, 07
London	24, 27, 38	Natal	15, 21, 30, 32
Lubricating oil	11	Nationality of vessels	82
Machinery and millwork	1, 9, 28, 31, 33, 34, 35	42, 44, 50	Native craft, number and tonnage of States in Arabia other than Maskat territory and Trucial	82
" boilers	0	42	Nepal	35, 30	83, 84	83, 84	..
" cotton mill	0	42	Netherlands	5, 6, 13, 15, 22, 24, 26, 27, 29, 31, 32, 35	48, 49, 50, 52	48, 49, 50, 52	75, 77
" duties on	72	New York	25
" electrical	0	42	New Zealand	24, 26, 31, 38	57	57	..
" jute mill	0	42	North Behar	7
" mining	0	42	Norway	12, 13, 24, 32	53	53	..
" prime movers	0	42	Note issue	2
" rice and flour mills	0	42	Oil cloth and floor cloth	44
" sewing and knitting	0	42	Oilcake	46
" tea garden	0	42	Oils	10, 28	40, 42	41, 45	..
" textile	0	42	Oils, animal	42
" typewriters	0	42	" castor (<i>Ricinus communis</i>)	45	67, 76
Madras	5, 14, 18, 22, 24, 25, 26, 27, 36, 37	68, 69	" coconut (<i>Cocos nucifera</i>)	45	67, 76
Manganese ore	26, 31, 38	..	46	67	" essential	42	45	..
Manufactured articles	40	41	72	" kerosene	10	42	..	67, 8
Markets—Indian goods in Foreign competitions of	85, 86	" mineral	10, 20, 37	42, 60	45	..
Manures	26, 34	44	46	..	" vegetable	22	42	45	..
Maskat Territory and Trucial Oman	55	55	..	Oilseeds	21, 22, 31	40	41, 45, 62	67, 6
Matches	14, 16	43	" castor (<i>Ricinus communis</i>)	22	..	45, 62	67, 68
Mauritius	5, 6, 21, 29, 30, 31, 32	50, 54	50, 54	..	" copra	22	..	45	67, 70
Mauriti	21	Oilseeds, cotton (<i>Gossypium Sp.</i>)	22	..	45, 62	67, 6
Marseilles	22	" groundnuts (<i>Arachis hypogaea</i>)	22	..	45, 62	67, 6
Medicines	13	43, 44	46	67	" linseed (<i>Linum utilitissimum</i>)	22	..	45, 62	67, 6
Merchandise total imports and exports	" mowra	45	70, 7
" monthly imports and exports of	37	40	40	..	" mustard (<i>Brassica Sp.</i>)	22	..	45	..
" net exports of	37	..	38	..	" poppy (<i>Papaver somniferum</i>)	45	76, 7
" trade in private—according to classes	40	41	..	" rapeseed (<i>Brassica Sp.</i>)	22	..	45, 62	67, 68
" value of exports of private—	1	..	41, 46, 66	..	" sesamum (<i>Sesamum indicum</i>)	22	..	45, 62	67, 68
" imports of	1	40, 44, 66	Opium	26, 32	..	46, 63	77, 8
Mesopotamia	7, 11, 16, 18, 21, 27, 28, 32, 38	57	57	..	Oro	20	42	46	..
Metal lamps	10	" manganese	26	..	46	6
Metals	7, 26	40, 41	41, 46, 47	..	" wolfram	26
" and ores	26	44	47	..	Paddy	21
" and manufactures	7	..	46	..	Painter's materials	14	43
" aluminium	8	42, 59	Paints and colours	14	43	..	6
" brass, bronze, etc.	8	42, 59	Paper and pasteboard	12, 28	43
" duty on	70, 78, 80, 81	" making materials	40, 44	41	..
" copper	8, 9	42, 44, 59	" mills	12
" german silver	0	42	" packing and pasteboard	12
" iron	7, 8	" pasteboard	12	40	41	..
" " and steel	7, 8	41, 44, 59	46, 47	58, 59	" printing paper	12, 34	6
" lead	0	42, 59	" writing	12
" other than iron or steel	8, 0	40	41	..	Paraffin wax	27	..	46	6
" tin	0	42, 59	Patent fuel	43, 44	46	..
" zinc or spelter	0	42, 59	Pearls	16	43
Metallic ores and scraps	40	41	..	Pomba	7, 31	48, 49, 53	48, 49, 53	..
Mexico	11	Popper	46	6
Mica	27	..	46	67, 76, 77	Percentage of exports to production of crops	8
Milk, condensed and preserved	13, 32	43	..	67	Percentage share of principal countries in the exports of gunny bags and cloth	61
Mill consumption of raw jute	60	60	Percentage share of principal countries in the total value of chemicals	13
Mills, cotton (Indian)	3	58	Percentage share of principal countries in the imports of salt	14
" jute	20	Percentage share of principal countries in the total value of exports of seeds	6
Mineral oil	10, 20, 37	42, 60	45	..					
" " kerosene	11	42	..	67					
" " other kinds	11	42					
Mines near Namtu	36					
Mining machinery	0	42					
Miscellaneous and unclassified articles	40	41	72					
Molasses	7	42					
Monthly imports and exports of merchandise	37	40	40	..					
" " gold and silver	65					
Motor cars	9, 10, 30, 32, 35	42, 59	..	72					
Motor cycles	10	42, 59	..	72					
" spirit (benzine, etc.)	11	72					
" wagons, vehicles, etc.	10	42, 59					
Mowra	45	70, 77					
Musical instruments	43					
Mustard seed	22	..	45	..					
Mysore Iron and Distillation Works	27	..	46	74, 75					
	8					

V
INDEX

	Report	TABLES				Report	TABLES		
		Import	Export	Miscellaneous			Import	Export	Miscellaneous
Percentage share of the United Kingdom and Japan in the imports of cotton piecegoods	5	Shan States	12, 35, 36	83, '84	83, 84	..
Percentage share of certain countries in the total quantities of piecegoods imported	5	Sheets and plates	8	41	..	58, 67
Percentage share of principal countries in the total imports of paper and pasteboard	12	Shellac	25	..	63	67
Persia	11, 18, 24, 26, 33, 35	48, 49, 50, 56, 83, 84	48, 49, 50, 56, 83, 84	..	Shipping clearances	82
Persian Gulf littoral	30	foreign	82
Peru	20, 35	freights	72
Petrol	11, 37	85	nationality of vessels	82
Photographic instruments	43	number and tonnage of steamers, tonnage of	82
Pig iron	7, 8, 26	59	Ships, parts of	44
" production of	8	Siam	12, 16, 18, 20, 26, 35	56, 83	56, 83	..
Pipes and fittings, cast	8	41	..	58, 67	Silk	12, 33	40, 42	41, 46, 47	..
Pitch, tar and dammer	44	..	67	" manufactures	12, 28, 33	42, 53	46, 47	..
Poland	1, 6	" mixed goods	12	42	..	67
Polishes	44	" piece goods	12	42	47	67
Portugal	1	" raw	12	42, 58	46, 47	67, 76, 77
Portuguese East Africa	54	54	..	" yarn, noils, and warps	42
Poppy seed	45	76, 77	" waste	42
Precious stones and pearls, unset	16	43	Silver bullion and coin	38
Prices, index—statist, Bradstreet	1, 2	" imports and exports of—	38	64, 65	64, 65	..
" silver	38	68—71	" prices of	38
" wholesale	" thread	35	43
Prime movers	9	42	Sind	10, 15, 21, 24
Production—ratios of exports to	13	82	Singapur	18
Proprietary and patent medicines	12	43	Skins, calf	45	..
Provisions and oilman's stores	12	40, 43	41, 46	80	" goat	24, 25, 35	..	45	70, 71
" canned and bottled	13	43	..	67	" raw	40	41, 45, 63	67, 74, 75
Pulse	21	..	45	..	" sheep	25	..	46	..
Quinine	13	43	..	67	" tanned and dressed	25	..	45, 63	67, 74, 75
Railway plant and rolling stock	1, 7, 9, 28, 31	40, 42, 44, 59	41	72	Sleepers of wood	42
" carriages and wagons	44	Soap	14, 31	43	..	67
" locomotives	9	42, 44	Soda compounds	12	43
" materials	42	Sodium carbonate	12
" bridgework	42	South Africa, Union of	32	67
Railway rails, chairs, fishplates	9	42	South America	20, 35
" sleepers and keys	9	42	Spain	14, 17, 20, 24	48, 49, 53	48, 49, 53	..
" sleepers of wood	42	Spices	14, 16, 28	40, 43	41, 46,	67, 76, 77
Rangoon	21, 27	68, 69, 72	" betelnuts (<i>Areca Catechu</i>)	16	43	..	67
Rapeseed	22	..	45, 62	67, 68, 69, 76, 77, 85	" chillies (<i>Capsicum Sps.</i>)	32	..	46	67
Raw materials	40	41	72	Spices cloves	43	..	67
Re-exports	28	..	39, 40, 47, 66	..	" ginger	46	..
Reunion	54	54	..	" pepper	46	67
Rice (<i>Oryza sativa</i>)	19, 32, 33, 35, 36, 37	..	45, 62	67, 68, 69, 82, 85	Spirit	13	67
" and flour mill machinery	9	42	" present in drugs
" bowls	41	Stationery	44
" export, duty on	72	Statist price index	2
" freights for	72	Steamers, nationality of	82
" in the husk	36	..	45	..	" number and tonnage of	82
" not in the husk	45, 62	67, 74, 75	Steel, angle and spring	8	41	..	58
" prices of Indian	21	68, 69	" bars and channel	8	41	..	58, 67
Roumania	1	53	53	..	" cast	41
Rubber	27	43	46	..	Straits Settlements	5, 6, 7, 9, 11, 13, 18, 21, 28, 29, 30, 31, 32	48, 49, 50, 56	48, 49, 50, 56	..
" raw	46	67	Sugar	1, 5, 29, 30, 34, 35	40, 42, 60	41, 46, 47	70, 71
" tubes for motor tyres	10	" beet	6
" tyres for motor cars	10	" Java	5, 6
Rugs	26	43	45	..	" 15 Dutch standard and below	6	42
Russia	11, 20, 30, 32	48, 49, 50, 53	48, 49, 50, 53	..	" 16 Dutch standard and above	0, 32, 33, 35	42	..	67
Saccharine	2, 7	42	" Mauritius	5, 6
Sago and Sago flour	13	" production of—(Indian)	7
Salt	14, 32, 34	43	..	70, 71	" wholesale prices of	70, 71
Salt, production of—(Indian)	14	Sumatra	11	57	57	..
Saltpetre or potassium nitrate	27	..	46	67	Summary (General)	1, 2
Sandal wood	46	..	Sweden	8, 12	50, 53	50, 53	..
Scientific and philosophical instruments	43	Switzerland	5, 8, 15, 24
Screws	41	Sylhet	24	68, 69
Sea-borne trade, foreign, values of	1	39, 40	39, 40	..	Synthetic dyes	15, 34
Sea-borne trade, calculated values of, on the basis of 1913-14	1	Tallow and stearine	44	..	67
Second-hand clothing	43	Tallow, stearine, and wax	40	41, 46	..
Seeds	21, 22, 34	40	41, 45, 62	67, 72, 76, 77	Tariff rates Schedules	78—81	81	..
Senegal	86	Tax on jute, raw and manufactures	2, 22—	40, 44,	41, 45,	67, 68, 69
Sesamum	22	..	45, 62	67, 68, 69, 76, 77, 86	Tea (<i>Camellia Thea</i>)	4, 30, 32	84, 86	62, 84	..
Sewing and knitting machines	9	42	" oes	24
					" chests	9
					" duty on	72, 76, 77
					" exports of—to the United Kingdom	24	..	51, 62	..
					" freights for	22, 23
					" machinery	9	42

	TABLES				TABLES				
	Report	Import	Export		Miscellaneous	Report	Import	Export	Miscellaneous
Tea prices of—	23, 24	68, 69	Trade with Hawaii	..	50	57	..
„ production of—	23	„ „ Siam	..	53	53	..
Toakwood (<i>Tectonia grandis</i>)	27	..	46	..	„ „ Spain	30, 32	56	56	..
Telegraph materials for construction and accessories	...	44	„ „ Straits Settlements	29, 30, 31, 32	57	57	..
Textile machinery	9	42	„ „ Sumatra	..	53	53	..
Tibet	35, 38	83, 84	83	..	„ „ Sweden	29, 32
Tibetan wool	36	84	„ „ Switzerland	32
Timber	37	44	..	67	„ „ Turkey in Asia (Mesopotamia)	32	48, 49, 57	48, 49, 57	..
Tin	..	42, 59	..	67	„ „ Turkey in Europe	32	48, 49, 50	48, 49, 50	..
„ unwrought (blocks, etc.)	9	42	„ „ United Kingdom	27-31	51	51	..
Tobacco (<i>Nicotiana Tabacum</i>)	16, 32, 30	40, 43	41, 46	67	„ „ United Kingdom, other British and Foreign countries	28-35	48, 49, 50	48, 49, 50	..
„ duty on—	72, 74, 75	„ „ United States of America	29, 30, 33	54	54	..
Toilet requisites	..	41	Trade with West Indies	..	38, 39	38, 39	..
Toys and requisites for games	..	44	Treasure, Imports and exports of	37, 38	39
Trade according to British Empire and Foreign countries	28-35	48, 49, 50	48, 49, 50	..	„ net imports of	38	41	..	58
„ by countries	31-35	48-57	48-57	..	Tubes and fittings wrought	8	48, 49, 57	48, 49, 57	..
„ direction of Indian—	28-35	Turkey in Asia	33	..	53	..
„ of India and of other countries	..	50	50	..	„ Europe	32	..	46	..
„ with Aden	14, 28	48, 49, 55	48, 49, 55	..	Turmeric (<i>Curcuma longa</i>)	..	40, 58	41, 45, 47	67
„ „ Arabia	7, 21, 26, 28	55, 64, 65	55, 61, 62, 64, 65	..	Twist and yarn (cotton)	3, 18, 33	..	61	..
„ „ Argentine Republic	20, 26, 33	48, 49, 85	48, 49, 84, 60, 61	..	Typewriters	9	42
„ „ Australia	32	48, 49, 57	48, 49, 57	..	Umbrellas and fittings	..	44
„ with Austria-Hungary	29	48, 49, 50	48, 49, 50	..	United Kingdom	1, 5, 7, 9, 11, 12, 13, 15, 16, 20, 22, 24, 28, 29, 30, 31, 38	48, 49, 50	48, 49, 50	..
„ „ Bahrain Islands	21, 26, 28, 38	55	55	..	United States	1, 5, 6, 7, 12, 10, 11, 22, 13, 15, 28, 24, 25, 29, 30, 33, 38	54	54	..
„ „ Belgium	29	48, 49, 50, 51	48, 49, 50, 51	..	Vessels, nationality of	82
„ „ Borneo	29	55	„ number and tonnage of—	82
„ „ Brazil	20, 35	..	54	..	engaged in the foreign seaborne trade	82
„ „ British Empire	31, 32	48, 49, 50	48, 49, 50	..	West Indies	1, 16, 21, 32	..	45, 62	67, 68, 69, 74, 75, 81
„ „ „ Guiana	54	..	Wheat (<i>Triticum sativum</i>)	67, 68, 69, 74, 75, 81
„ „ „ South Africa	32	50	50	..	„ flour	45	67, 68, 69, 74, 75, 81
„ „ Burma	36	84, 85	84, 85	..	„ prices of	21	68, 69, 74, 75, 81
„ „ Canada	32	48, 49, 50, 54	48, 49, 50, 54	..	Whisky	13	67, 68, 69, 74, 75, 81
„ „ Ceylon	32	48, 49, 50, 55	48, 49, 50, 55	..	Wholesale prices of certain staple articles	68-71
„ „ Chile	35	48, 49, 50	48, 49, 54	..	Wines	13	42
Trade with China	29, 35	48, 49, 50, 55	48, 49, 50, 55	..	Wire	8, 15	40, 44	41, 46	..
„ Cuba	33	..	48, 49	..	Wood and timber	14	..	46	..
„ „ Kenya Colony	31	48, 49, 53	48, 49, 53	..	„ sandal	46	..
„ „ Egypt	31	48, 49, 50, 53	48, 49, 50, 53	..	„ teak	27	42	46	..
„ „ Foreign Countries	32-35	48, 49, 50, 53	48, 49, 50, 53	..	„ sleepers for railways
„ „ France	29, 30, 32, 35	48, 49, 50, 52	48, 49, 50, 52	..	Wool, manufactures	14, 28, 34	43, 58	45, 47	70, 77
„ „ Tanganyika Territory	..	53	53	..	„ raw	25, 26, 28	43, 44, 84	41, 45, 47	67, 70, 77
„ „ Germany	29, 30, 32, 33, 34	48, 49, 50, 52	48, 49, 50, 52	..	„ Tibetan	36	84
„ „ Netherlands	29, 30, 32, 35	48, 49, 50, 52	48, 49, 50, 52	..	Woollen carpets and rugs	26	43	45	..
„ „ Hongkong	29, 31, 32	48, 49, 50, 55	48, 49, 50, 55	..	„ hosiery	..	43
„ „ Indo-China	26	48, 49, 56	48, 49, 56	..	„ piece-goods	..	43
„ „ Italian East Africa	14	53	53	..	„ shawls	..	43
„ „ Italy	29, 30, 32, 35	48, 49, 50, 52	48, 49, 50, 52	..	„ yarn and knitting wool	..	43
„ „ Japan	29, 30, 33	48, 49, 50, 56	48, 49, 50, 56	..	Yarns (cotton)	3, 18, 28, 31, 33, 35, 36	40, 58	41, 45, 47, 61	67, 70, 77
„ „ Java	29, 30, 33, 35	48, 49, 50, 56	48, 49, 50, 56	..	„ (silk)	..	42
„ „ Maskat Territory and Trucial Oman	..	55	55	..	Yarns and textile fabrics cotton	3	40	41	..
„ „ Mauritius	29, 30, 31, 32	50, 54	50, 54	..	„ „ jute	20	..	41	..
„ „ Natal	32	54	54	..	„ „ „ silk	12	40	41	..
„ „ New Zealand	31	57	57	..	„ „ „ wool	11	40	41	..
„ „ Norway	29	53	53	..	„ „ „ others	..	40	41	..
„ „ Persia	29, 33	48, 49, 50, 56	48, 49, 50, 56	..	Zanzibar	7	48, 49, 53	48, 49, 53	..
„ „ Portuguese East Africa	..	54	54	..	Zinc	9	42, 69
„ „ Reunion	..	54	54	..					
„ „ Roumania	1	53	53	..					
„ „ Russia	29, 30, 32	48, 49, 50, 52	48, 49, 50, 52	..					

**Agents for the Sale of Books published by the
Superintendent of Government Printing, India, Calcutta.**

IN EUROPE.

Constable & Co., 10, Orange Street, Leicester Square, London, W.C.
Kegan Paul, Trench, Trübner & Co., 68-74, Carter Lane, E.C. and 39, New Oxford Street, London, W.C.
Bernard Quaritch, 11, Grafton Street, New Bond Street, London, W.
P. S. King & Sons, 2 & 4, Great Smith Street, Westminster, London, S.W.
H. S. King & Co., 65, Cornhill, E.C., and 9, Pall Mall London, W.
Grindlay & Co., 54, Parliament Street, London, S.W.
Luzac & Co., 40, Great Russell Street, London, W.C.
W. Thacker & Co., 2, Creed Lane, London, E. C.

T. Fisher Unwin, Ltd., 1, Adelphi Terrace, London, W.C.
Wheldon & Wesley, Ltd., 2, 3 & 4, Arthur Street, New Oxford Street, London, W. C. 2.
Messrs. East and West, Ltd., 3, Victoria Street, London, S.W. 1.
B. H. Blackwell, 50 & 51, Broad Street, Oxford.
Deighton Bell & Co., Ltd., Cambridge.
Oliver and Boyd, Tweeddale Court, Edinburgh.
E. Ponsonby, Ltd, 116, Grafton Street, Dublin.
Ernest Leroux, 28, Rue Bonaparte, Paris.
Martinus Nijhoff, The Hague, Holland.
Otto Harrassowitz, Leipzig.
Friedländer and Sohn, Berlin.

IN INDIA AND CEYLON.

Thacker, Spink & Co., Calcutta and Simla.
W. Newman & Co., Ltd., Calcutta.
R. Cambray & Co., Calcutta.
S. K. Lahiri & Co., Calcutta.
B. Banerjee & Co., Calcutta.
The Indian School Supply Depot, 309, Bow Bazar Street, Calcutta, and 226, Nawabpur, Dacca.
Butterworth & Co. (India), Ltd., Calcutta.
Rai M. C. Sarcar Bahadur & Sons, 90/2-A, Harrison Road, Calcutta.
The Weldon Library, 26, Chowringhee Road, Calcutta.
Standard Literature Company, Limited, Calcutta.
Lal Chand & Sons, Calcutta.
Association Press, Calcutta.
The International Buddhist Book Depot, 4, Chandney Chowk 1st Lane, Calcutta.
Higginbotham & Co., Madras.
V. Kalyanarama Iyer & Co., Madras.
G. A. Natesan & Co., Madras.
S. Murthy & Co., Madras.
Thompson & Co., Madras.
P. R. Rama Iyer & Co., Madras.
Vas & Co., Madras.
E. M. Gopalakrishna Kone, Madura.
Thacker & Co., Ltd. Bombay.
D. B. Taraporevala, Sons & Co., Bombay.
Mrs. Radhabai Atmaram Sagoon, Bombay.
Sunder Pandurang, Bombay.
Gopal Narayan & Co., Bombay.
Ram Chandra Govind & Son, Kalbadevi, Bombay.
Proprietor, New Kitabkhana, Poona.
The Standard Bookstall, Karachi, Rawalpindi and Murree.

Mangaldas Harkisandas Surat.
Karsandas Narandas & Sons, Surat.
A. H. Wheeler & Co., Allahabad, Calcutta and Bombay.
N. B. Mathur, Supt., Nazir Kanun Hind Press, Allahabad.
Munshi Sitaram, Managing Proprietor, Indian Army Book Depot, Juhu, Cawnpore.
Rai Sahib M. Gulab Singh & Sons, Mufid-i-Am Press, Lahore and Allahabad.
Rama Krishna & Sons, Lahore.
Oxford Book and Stationery Company, Delhi.
Supdt., American Baptist Mission Press, Rangoon.
Proprietor, Rangoon Times Press, Rangoon.
The Modern Publishing House, Ltd., 70, Sparks Street, Rangoon.
Manager, the "Hitavada," Nagpur.
S. C. Talukdar, Proprietor, Students & Co., Cooch Behar.
A. M. & J. Ferguson, Ceylon.
Manager, Educational Book Depôts, Nagpur and Jubbulpore.*
Manager of the Imperial Book Depot, 63, Chandney Chowk Street, Delhi.*
Manager, "The Agra Medical Hall and Co-operative Association, Ltd." (Successors to A. John & Co., Agra).
Supdt., Basel Mission Book and Tract Depository, Mangalore.*
P. Varadachary & Co., Madras.*
Ram Dayal Agarwala, 184, Katra, Allahabad.*
D. C. Anand & Sons, Peshawar.*
Manager, Newal Kishore Press, Lucknow.*
Maung Lu Gale, Proprietor, Law Book Depot, Mandalay.*
Times of Ceylon Co., Ltd.†

* Agents for the sale of Legislative Department publications only.

† Agents for the sale of Archaeological publications only.

[Forty-ninth Issue]

COMMERCIAL INTELLIGENCE DEPARTMENT, INDIA

REVIEW

OF THE

TRADE OF INDIA

IN

1922-23

Published by order of the Governor-General in Council.



CALCUTTA
SUPERINTENDENT GOVERNMENT PRINTING, INDIA
1924

Price One Rupee and Ten Annas.

[No. 1840.]