

Forty-eighth Issue ]

COMMERCIAL INTELLIGENCE DEPARTMENT, INDIA <sup>15</sup>

# REVIEW

OF THE

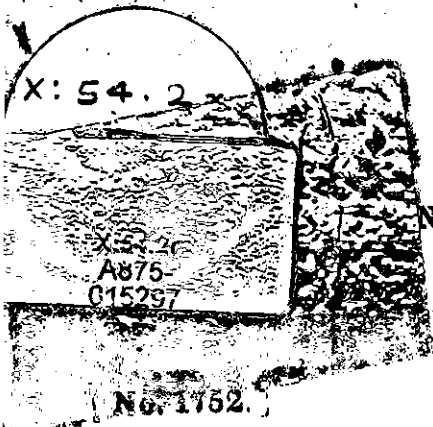

# TRADE OF INDIA

1921-22

---

*Published by order of the Governor-General in Council.*

---



CALCUTTA  
GOVERNMENT PRINTING, INDIA  
1923

*Price Rupees Two.*

## Publications of the Commercial Intelligence Department, India.

Publications noted below are obtainable from the Superintendent, Government Printing, India, 8, Hastings Street, Calcutta, and all agents for the sale of Government publications. Remittances should be made by postal or money order and should include forwarding charges, as indicated in brackets opposite each publication.]

### WEEKLY.

1. *Indian Trade Journal*.—Yearly Subscription { Indian, R13 } post free.  
{ Foreign, R18 }

### FORTNIGHTLY.

2. Wholesale and Retail Prices of cereals, pulses, oilseeds, sugar, salt, etc., in India. As. 6.

### MONTHLY.

3. Accounts of the Foreign Sea-borne Trade and Navigation of British India. R1-4. (4a.)
4. Accounts relating to the Trade by Land of British India with foreign countries. As. 8. (2a.)
5. Cotton Spinning and Weaving in Indian Mills. As. 2. (1a.)
6. Calcutta Trade Fluctuations. As. 2.
7. Customs Revenue Statement. Half anna.
8. Joint Stock Companies registered in British India and in the Indian States of Mysore, Baroda and Travancore. As. 3.

### ANNUAL.

9. Review of the Trade of India. R2. (2a.)
10. Accounts relating to the Sea-borne Trade of British India for the Calendar year. R1. (2a.)
11. Annual Statement of the Foreign Sea-borne Trade and Navigation of British India :—  
Vol. I.—Abstract and detailed Tables of Imports and Exports. R6-8. (R1-5.)  
Vol. II.—Abstract and detailed Tables of Trade and Shipping, etc. ~ R6-8. (12a.)
12. Annual Statement of the Coasting Trade and Navigation of British India. R3-8. (7a.)
13. Inland Trade (Rail and River-borne) of India. R2-8. (6a.)
14. Report on the Trade carried by Rail and River in Bengal. R2-8. (5a.)\*
15. Report on the Trade of Bengal with Nepal, Tibet, Sikkim, and Bhutan. R3. (2a.)\*
16. Prices and Wages in India. R2. (9a.)
17. Statistics of British India—Vol. I.—Commercial Statistics. R2-4. (5a.)
18. " " " —Vol. II.—Financial Statistics. R2. (5a.)
19. " " " —Vol. III.—Public Health. R1. (4a.)
20. " " " —Vol. IV.—Administrative, Judicial, etc. R1-12. (4a.)
21. " " " —Vol. V.—Education. R3-2. (5a.)
22. Agricultural Statistics of India—  
Vol. I.—British India. R2-8. (12a.)  
Vol. II.—Indian States. R1-8. (4a.)
23. Summary Tables of the Agricultural Statistics of British India. As. 4.
24. Estimates of Area and Yield of Principal Crops in India. As. 8. (2a.)
25. Preliminary Statement showing the Area and Yield of Principal Crops in India. Half anna.
26. Report on the Production of Tea in India. (Supplement to the *Indian Trade Journal*.)
27. Report on the Production and Consumption of Coal in India. (Supplement to the *Indian Trade Journal*.)
28. Statement relating to Area, Production, Stocks, Exports and Imports of Rubber in India. (Supplement to the *Indian Trade Journal*.)
29. Statement relating to Area, Production, Import and Export of Coffee in India. (Supplement to the *Indian Trade Journal*.)
30. Statistics relating to Joint Stock Companies in British India and in the Indian States of Mysore, Baroda, Gwalior, Indore and Travancore. R6. (9a.)
31. Statistical Tables relating to Banks in India. R2. (1a. 6p.)

15207

Review of trade  
of India

India. (Supplement to the *Indian Trade Journal*.)  
of the Co-operative Movement in India. R1-8.  
Schedu's II and III of the Indian Tariff Act, VIII of 1894 (as substituted rates of Customs duties levied on goods imported into, and exported (1a.)

### MISCELLANEOUS.

ices from 1861—1918 with addenda for 1919, 1920 and 1921. As. 13. (3a.)  
in the *Indian Trade Journal*.)  
December), Final (February).  
(March), 3rd (April), Final (August).  
October), 3rd (December), Final (February), Supplementary (April).  
oilseeds)—1st (January), 2nd (March), Final (June).  
September), 2nd (October), Final (January), Supplementary (April).  
Final (February).  
September).  
October), Final (February).  
in India. R4.  
Statistics relating to the Sea-borne Trade and Navigation of British  
prop Forecasts in India. As. 8.  
ing the different varieties of cotton grown in the different districts  
ing the relative importance of cotton growing districts and States  
ge Yield per Acre of principal Crops in India for the period ending  
-Stock, Ploughs and Carts in India, held between December 1919  
that enter into the Inland (Rail and River-borne) Trade of India.

45. Hand-book adopted for the registration of Rail-borne Trade of India showing (1) the limits of railway lines in each province, (2) the officers by which the Rail-borne Trade of each Province with external blocks should be registered, and (3) the officers to whom the returns should be supplied. As. 12.
46. A Classified List of the commodities that enter into the Land Frontier Trade of British India. R1-2.

NOTE.—[Those marked with an asterisk (\*) to be obtained from the Officer in charge, Bengal Secretariat Book Depot.]

# CONTENTS.

## Part I—Report.

CHARTS—	PAGE.
1. Foreign Sea-borne trade of India—	
(a) during the last three years as compared with pre-war and war averages . . . . .	i
(b) during the last 57 years . . . . .	ib
2. Variations in values of principal articles in the Import and Export trade of British India during the last three years as compared with pre-war and war averages . . . . .	ii
3. Imports, exports, and Balance of Trade of India (private merchandise only) . . . . .	iii
4. Variations in the trade of British India with principal countries during the last three years as compared with pre-war and war averages . . . . .	iv
5. Monthly fluctuations in the net imports or net exports of gold, silver, and treasure on private account during 1920-21 and 1921-22 . . . . .	v
6. Price per tola of English bar gold in Bombay of silver per standard ounce in London and the telegraphic transfer rate in Calcutta or London at or about the end of each month during 1920-21 and 1921-22 . . . . .	ib
7. Variations in shares of principal articles in the Import and Export trade of British India during the last three years as compared with pre-war and war averages . . . . .	vi
8. Variations in shares of principal countries in the Import and Export trade of British India during the last three years as compared with pre-war and war averages . . . . .	vii
CHAPTER I.—General remarks . . . . .	1—2
CHAPTER II.—Imports of Merchandise—	
Cotton manufactures . . . . .	2—5
Sugar . . . . .	5—6
Iron and steel . . . . .	6—8
Other metals . . . . .	8
Machinery and mill-work . . . . .	ib
Railway plant and rolling stock . . . . .	ib
Motor cars and motor cycles . . . . .	8—9
Hardware . . . . .	9—10
Mineral oils . . . . .	10
Paper and pasteboard . . . . .	10—11
Silk, raw and manufactured . . . . .	11
Chemicals . . . . .	ib
Drugs, and medicines . . . . .	ib
Liquors . . . . .	11—12
Provisions . . . . .	12
Salt . . . . .	12—13
Other articles . . . . .	13—14
CHAPTER III.—Exports of Merchandise—	
Cotton and cotton manufactures . . . . .	14—17
Jute and jute manufactures . . . . .	18—19
Food-grains and flour . . . . .	19
Rice . . . . .	ib
Wheat . . . . .	20
Tea . . . . .	20—22
Oilseeds . . . . .	22—23
Hides and skins . . . . .	23
Lac . . . . .	24
Other articles . . . . .	24—26
Articles by post . . . . .	26
Re-exports of foreign merchandise . . . . .	26
Government Stores—Imports, Exports, and Re-exports . . . . .	26
CHAPTER IV.—The Direction of Over-seas Trade . . . . .	27—34
CHAPTER V.—Frontier and Indo-Burma Trade	
I. Frontier Trade . . . . .	34—35
II. Coasting Trade between Burma and other provinces . . . . .	35
CHAPTER VI.—Balance of Trade and movements of Treasure	
I. Balance of Trade . . . . .	36—37
II. Movements of Treasure . . . . .	37

**CONTENTS—continued.**

**Part II—Tables.**

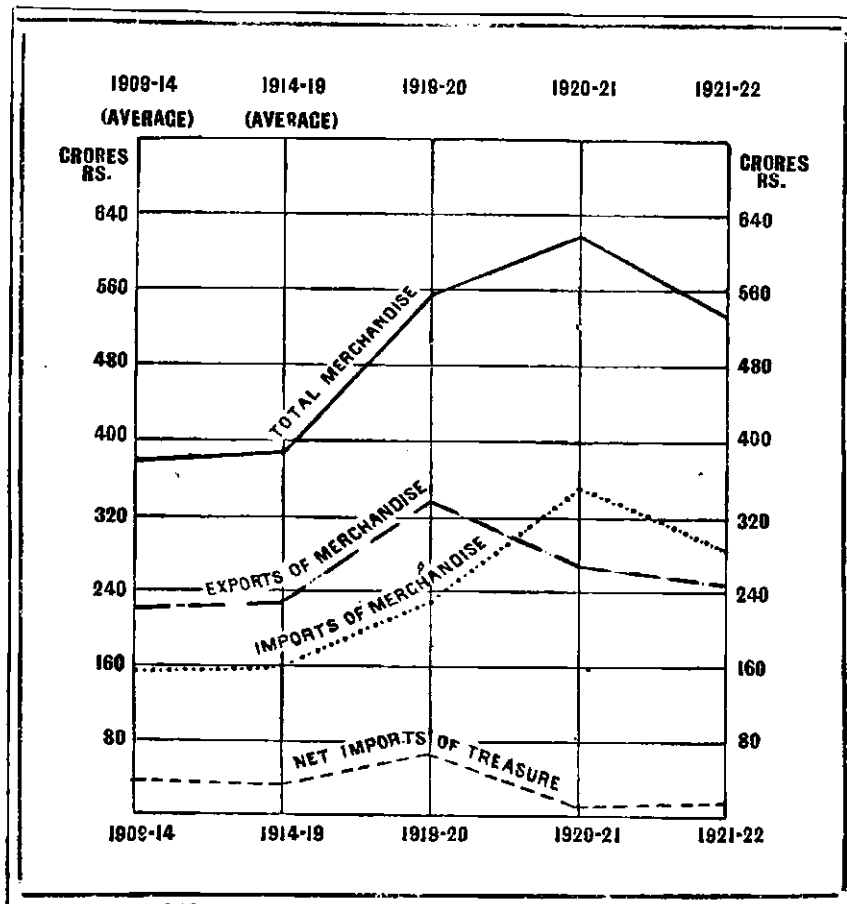
No.	PAGE.
1 Total foreign sea-borne trade during 1919-20, 1920-21 and 1921-22 with pre-war and war averages . . . . .	41
2 Total foreign sea-borne trade during the last three years with quinquennial averages for the preceding fifty-five years . . . . .	<i>ib</i>
3 Monthly sea-borne trade (private merchandise) imports and exports (including re-exports) during the last three years with the pre-war and war averages and excess of exports over imports . . . . .	42
4 Imports of private merchandise, according to four main classes . . . . .	<i>ib</i>
5 Exports of private merchandise, according to four main classes . . . . .	43
6 Quantity and value of principal articles of imports . . . . .	43—46
7 Quantity and value of principal articles of exports . . . . .	47—48
8 Quantity and value of principal articles of re-exports . . . . .	49
9 Trade with the British Empire and Foreign Countries . . . . .	50—51
10 Percentage share of the principal countries in the total trade in merchandise only . . . . .	52
11 Trade of certain principal countries and British India . . . . .	<i>ib</i>
12 Trade with principal countries, distinguishing principal articles . . . . .	53—59
13 Imports of Cotton piecegoods . . . . .	59
14 Production in the Indian mills of Cotton piecegoods . . . . .	60
15-A—Imports of Cotton twist and yarn . . . . .	<i>ib</i>
B— " " " " " " by counts . . . . .	<i>ib</i>
16 Production in the Indian mills of Cotton twist and yarn by counts . . . . .	<i>ib</i>
17 Imports of Raw silk and silk goods . . . . .	<i>ib</i>
18 " " Woollen manufactures . . . . .	<i>ib</i>
19 " and declared value of Iron and Steel . . . . .	<i>ib</i>
20 " of Iron and Steel . . . . .	61
21 " " Machinery and Millwork . . . . .	<i>ib</i>
22 " " Motor Cars, motor cycles and accessories . . . . .	<i>ib</i>
23 " " Railway plant and rolling stock . . . . .	<i>ib</i>
24 " " Hardware excluding cutlery . . . . .	<i>ib</i>
25 " " Metals excluding Iron and Steel . . . . .	<i>ib</i>
26 " " Sugar excluding molasses and confectionery . . . . .	62
27 " " Mineral oil . . . . .	<i>ib</i>
28 " " Cement . . . . .	<i>ib</i>
29 Exports of raw Jute . . . . .	<i>ib</i>
30 Production, Mill Consumption and Exports of raw Jute . . . . .	<i>ib</i>
31-A—Exports of Jute gunny bags and cloth . . . . .	<i>ib</i>
B—Exports of Jute bags and cloth and the percentage shares of principal countries . . . . .	63
32 Exports of Raw cotton . . . . .	<i>ib</i>
33-A—Exports of Cotton twist and yarn . . . . .	<i>ib</i>
B—Exports of Cotton twist and yarn by counts . . . . .	<i>ib</i>
34 Exports of Indian grey and coloured cotton piece-goods . . . . .	<i>ib</i>
35 " " Indian Tea . . . . .	64
36-A—Exports of Seeds . . . . .	<i>ib</i>
B—Percentage shares of principal seeds in the total value of exports of seeds . . . . .	<i>ib</i>
C—Percentage shares of principal countries in the total value of exports of seeds . . . . .	<i>ib</i>
37 Exports of Rice not in the husk . . . . .	<i>ib</i>
38 " " Wheat . . . . .	<i>ib</i>
39 " " Lac . . . . .	65
40 " " Indigo . . . . .	<i>ib</i>
41 " " Opium . . . . .	<i>ib</i>
42 " " Hides and Skins . . . . .	<i>ib</i>
43 " " Manganese ore . . . . .	<i>ib</i>
44 Imports and Exports of Gold and silver . . . . .	66—67
45 Monthly net imports of Gold and silver during 1921-22 . . . . .	67
46 Absorption of Gold in India . . . . .	68
47 Balance of Trade of India . . . . .	<i>ib</i>
48 Declared value per unit of principal imported articles . . . . .	69
49 " " " " " " exported " . . . . .	<i>ib</i>
50 Wholesale prices in India . . . . .	70—73
51 Maritime freights . . . . .	74
52 Indian sea and land customs revenue (excluding salt revenue) . . . . .	<i>ib</i>
53 Import duties levied on the principal articles exported from India . . . . .	75—79
54 Customs Tariff—rates of duty . . . . .	80—83
55 Share of each province in the total entries and clearances of vessels . . . . .	83
56 Number and Tonnage of vessels engaged in the foreign sea-borne Trade . . . . .	84

No.	PAGE.
57 Percentage of exports of certain principal crops to total production . . . . .	84
58 Imports and Exports by land frontier . . . . .	85
59 Value of principal articles imported and exported across the land frontier . . . . .	86
60 Quantity of certain principal articles of imports and exports by land frontier . . . . .	<i>ib</i>
61 Chief imports into Burma from India . . . . .	<i>ib</i>
62 Chief exports from Burma to India . . . . .	87
63 Tables illustrating competition experienced by Indian products in certain foreign markets	
Imports of Palm kernel . . . . .	<i>ib</i>
„ „ Linseed . . . . .	<i>ib</i>
„ „ Rapeseed . . . . .	<i>ib</i>
„ „ Sesamum seed . . . . .	88
„ „ Groundnut . . . . .	<i>ib</i>
„ „ Tea . . . . .	<i>ib</i>

I. THE FOREIGN SEA-BORNE TRADE OF BRITISH INDIA.

(a) DURING THE LAST THREE YEARS AS COMPARED WITH AVERAGES OF THE PRE-WAR AND WAR PERIODS.

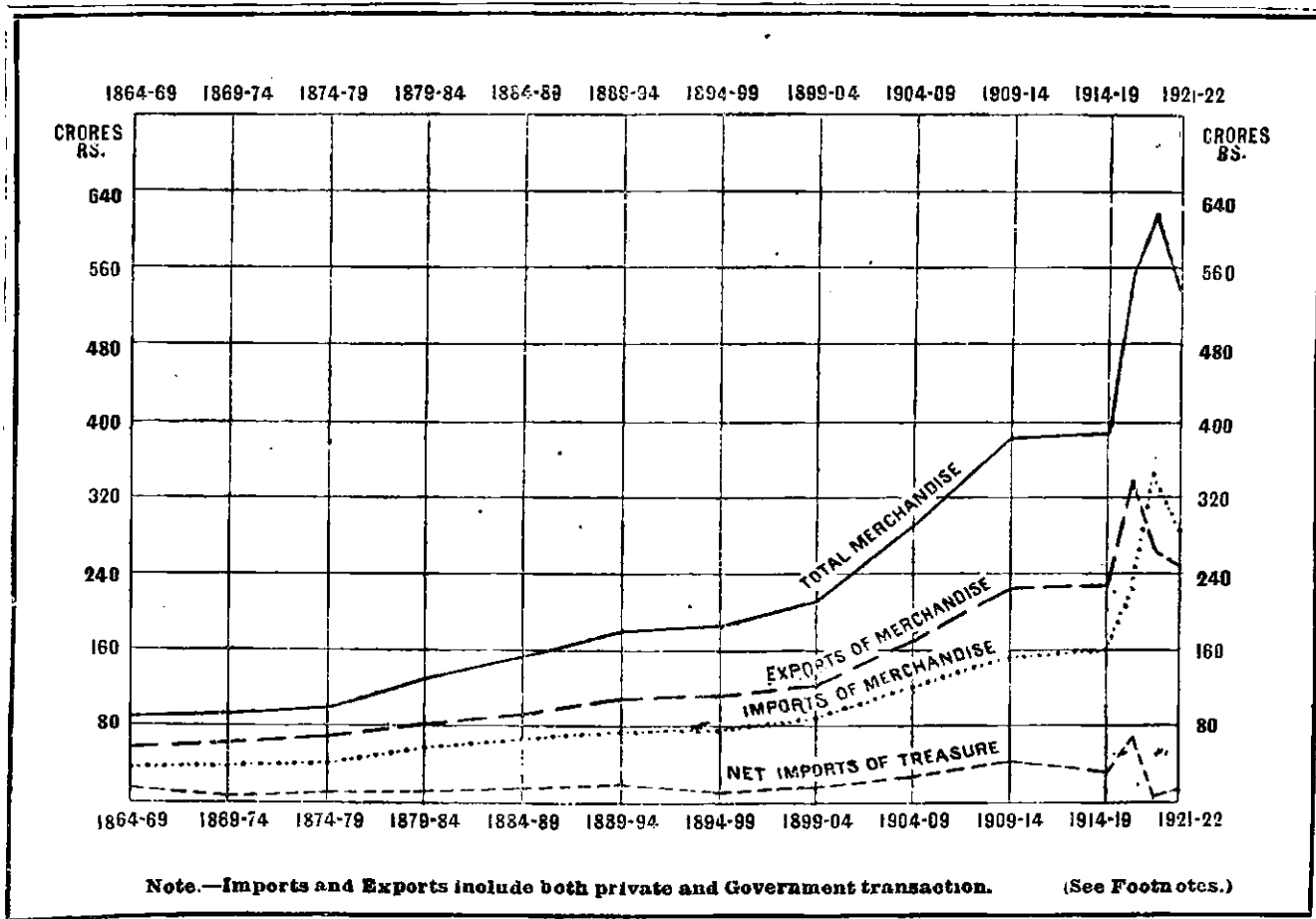
(PRIVATE AND GOVERNMENT.)



(b) DURING THE LAST 57 YEARS (1864-69 TO 1921-22).

QUINQUENNIAL AVERAGES.

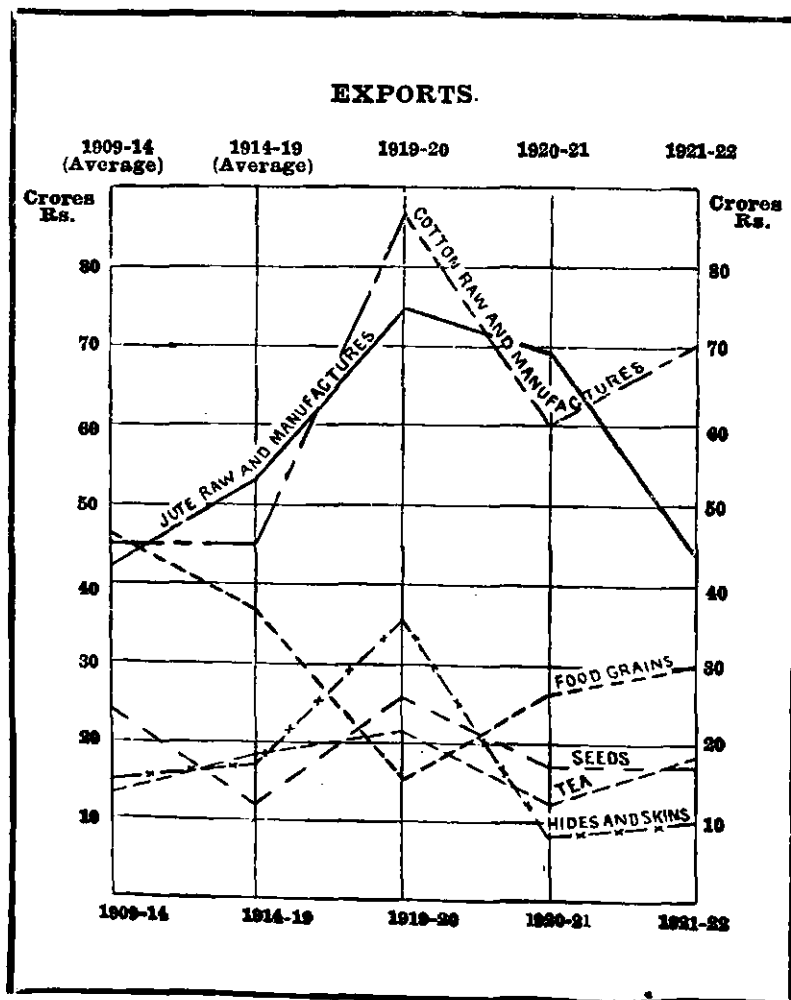
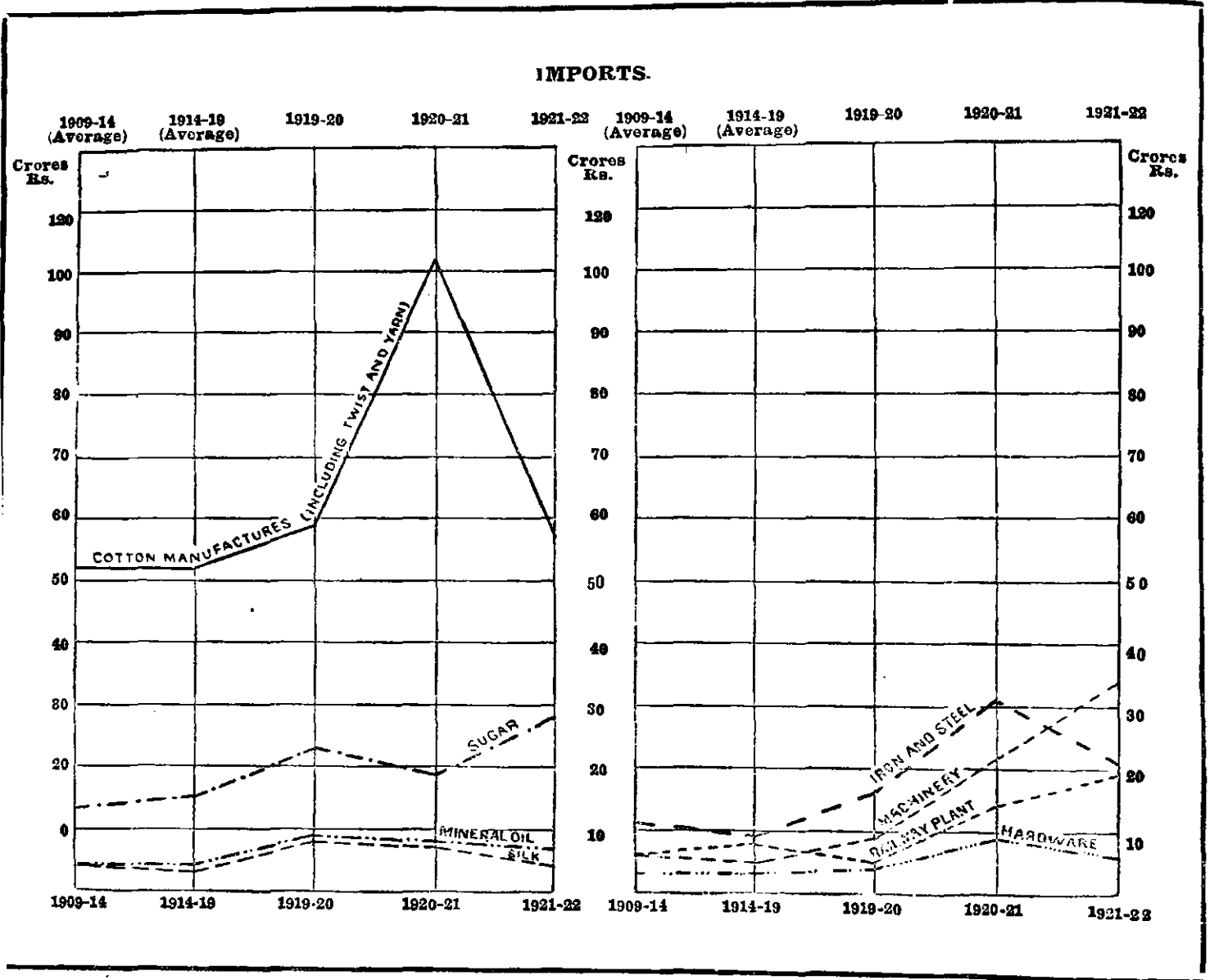
(PRIVATE AND GOVERNMENT.)



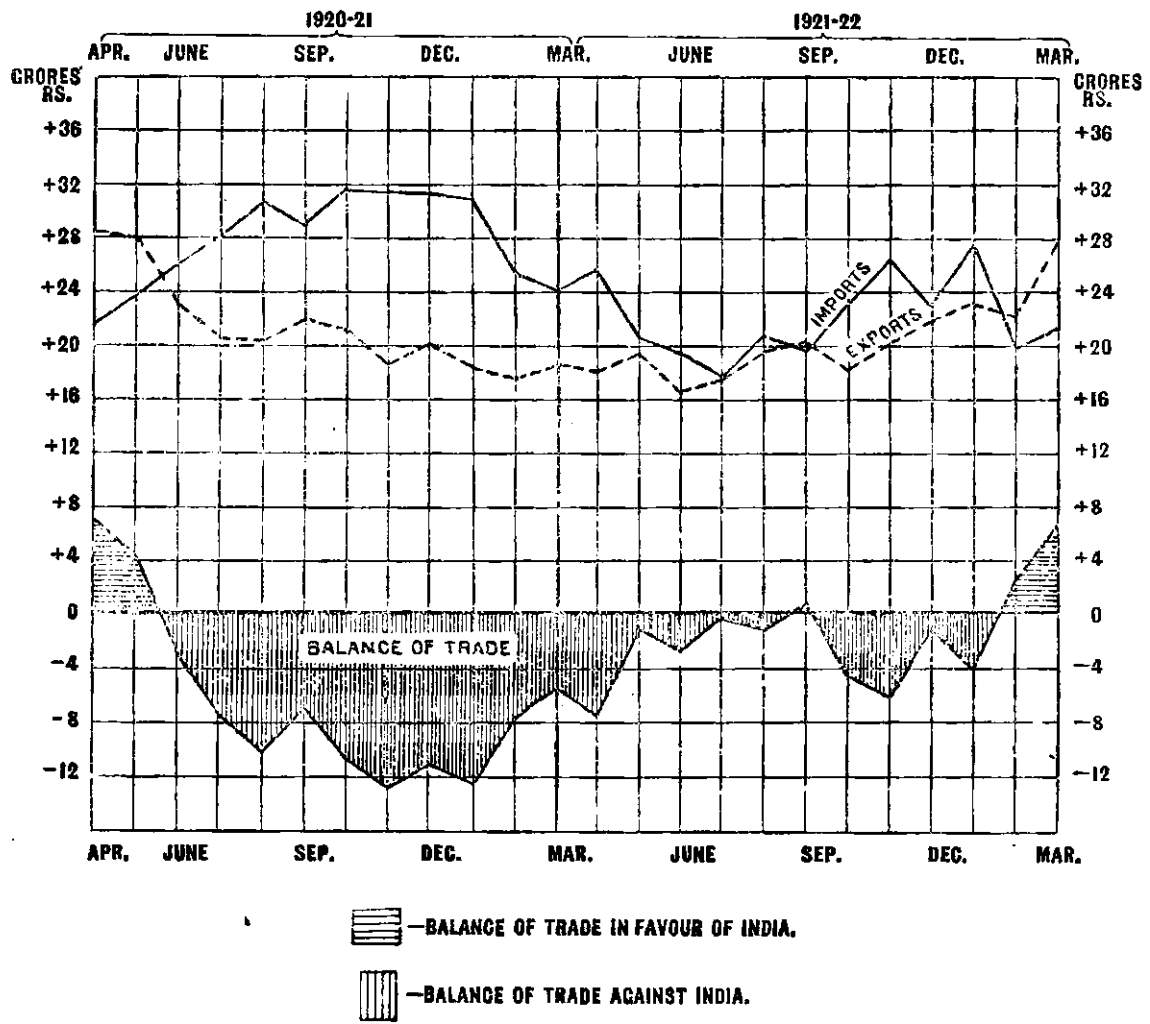
Note.—Imports and Exports include both private and Government transaction. (See Footnotes.)

- Note—1. In chart 1 (b) the curves are based on averages of 5 years.  
 2. Total merchandise includes imports and Exports, both private and Government stores.  
 3. Imports of merchandise are inclusive of Government Stores.  
 4. Exports of merchandise are inclusive of re-exports and Government stores.  
 5. Net imports of treasure are the imports *minus* the exports of gold and silver, both private and Government. The exports of treasure are ordinarily very much less than the imports.

2. Variations in the values of principal articles in the Import and Export Trade of British India during the last three years as compared with averages of the pre-war and war periods.



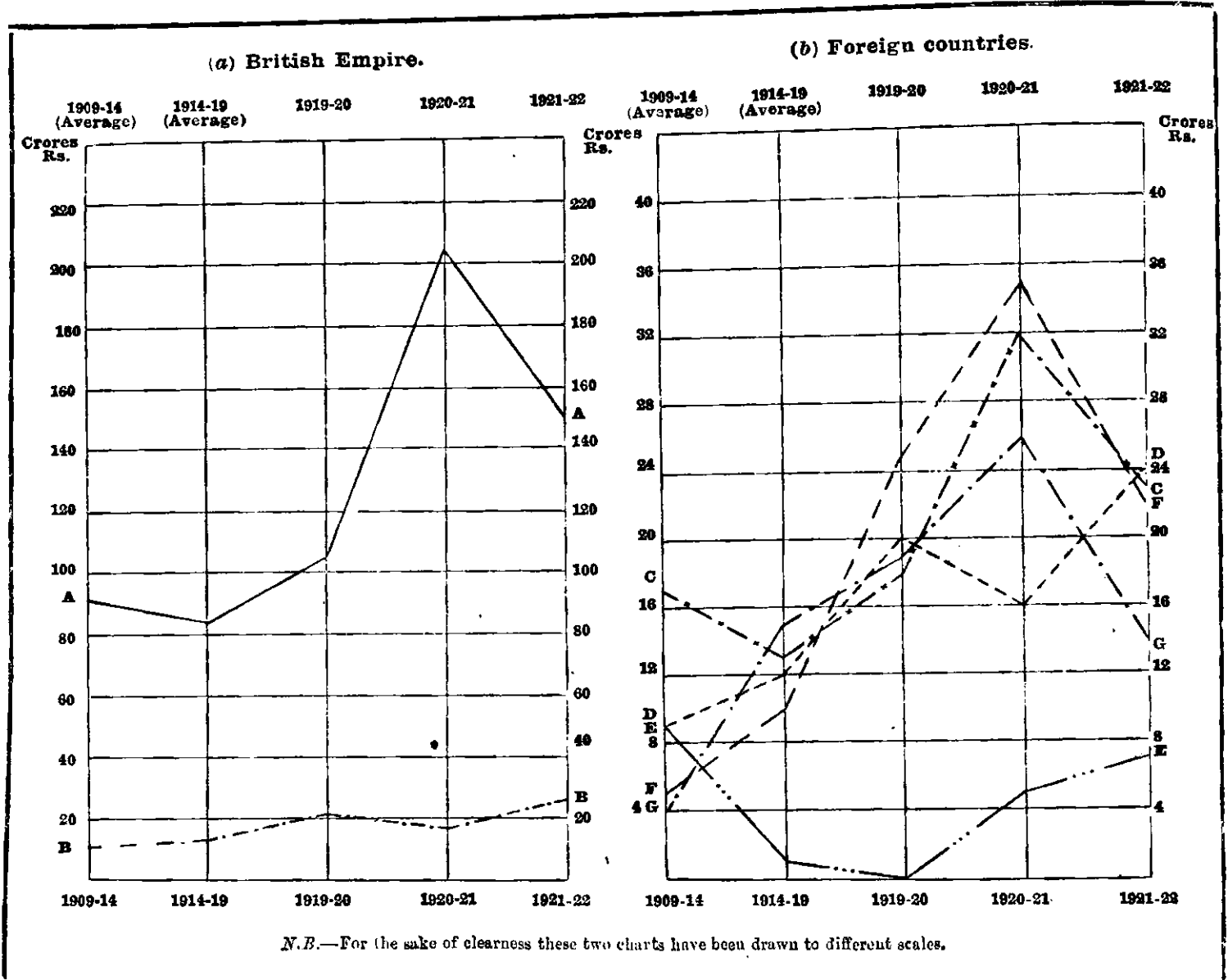
3. IMPORTS, EXPORTS AND BALANCE OF TRADE OF INDIA (PRIVATE MERCHANDISE ONLY).





4 Variations in the Trade of British India with principal Countries during the last three years as compared with averages of the pre-war and war periods.

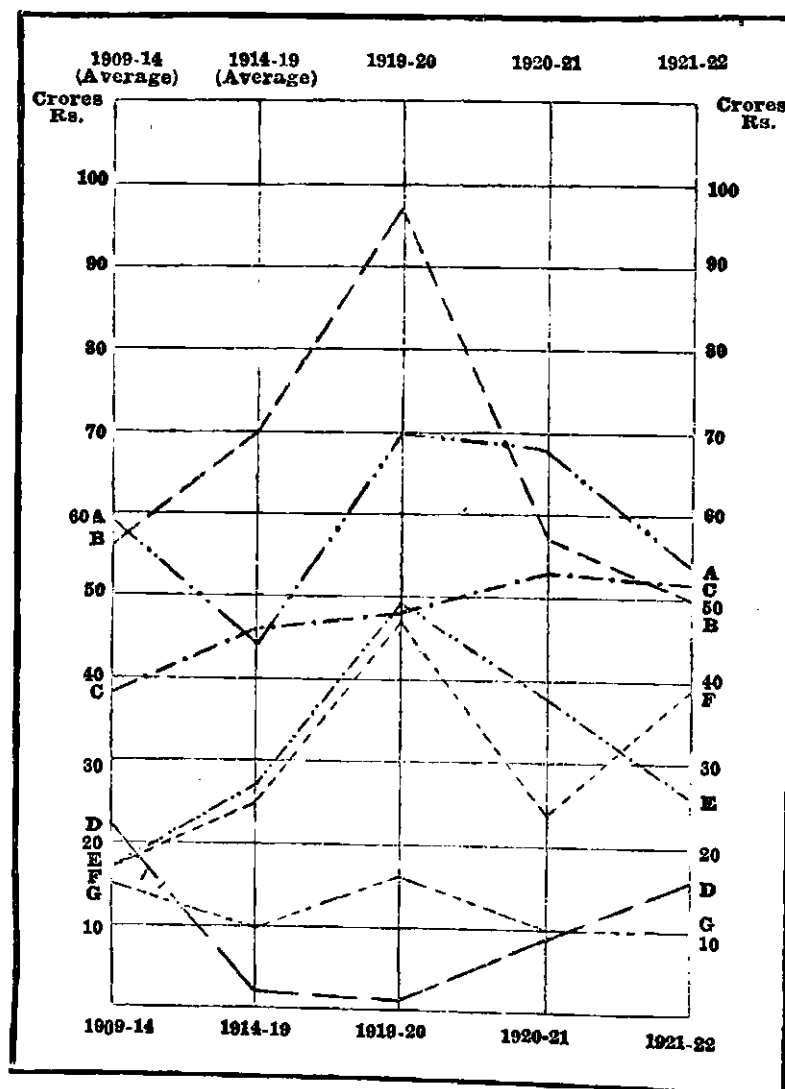
IMPORTS.



EXPORTS.

REFERENCES OF IMPORTS.

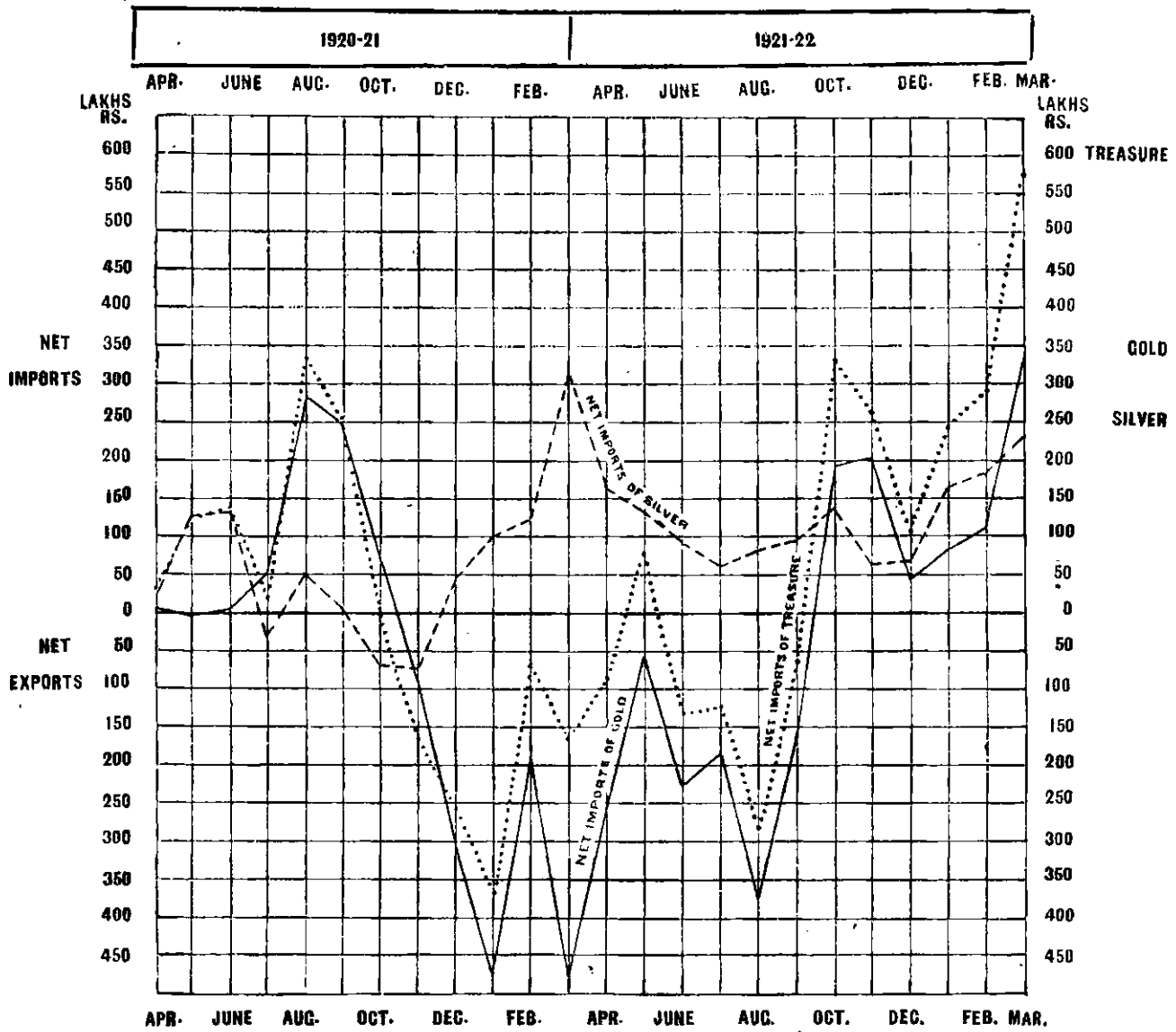
- A. United Kingdom.
- B. Other Parts of the British Empire.
- C. Other Foreign Countries.
- D. Java.
- E. Germany.
- F. United States of America.
- G. Japan



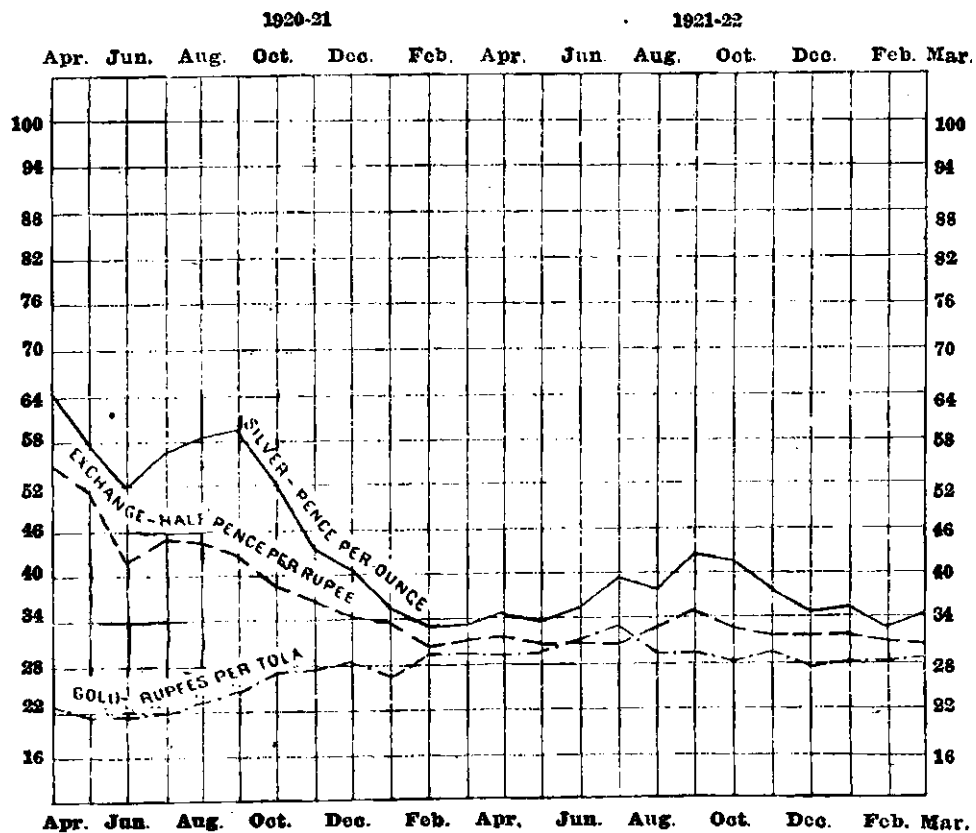
REFERENCES OF EXPORTS.

- A. Other Foreign Countries.
- B. United Kingdom.
- C. Other Parts of the British Empire.
- D. Germany.
- E. United States of America.
- F. Japan.
- G. France.

5. MONTHLY FLUCTUATIONS IN THE NET IMPORTS OR NET EXPORTS OF GOLD, SILVER AND TREASURE (i.e., GOLD AND SILVER ON PRIVATE ACCOUNT) DURING 1920-21 AND 1921-22.

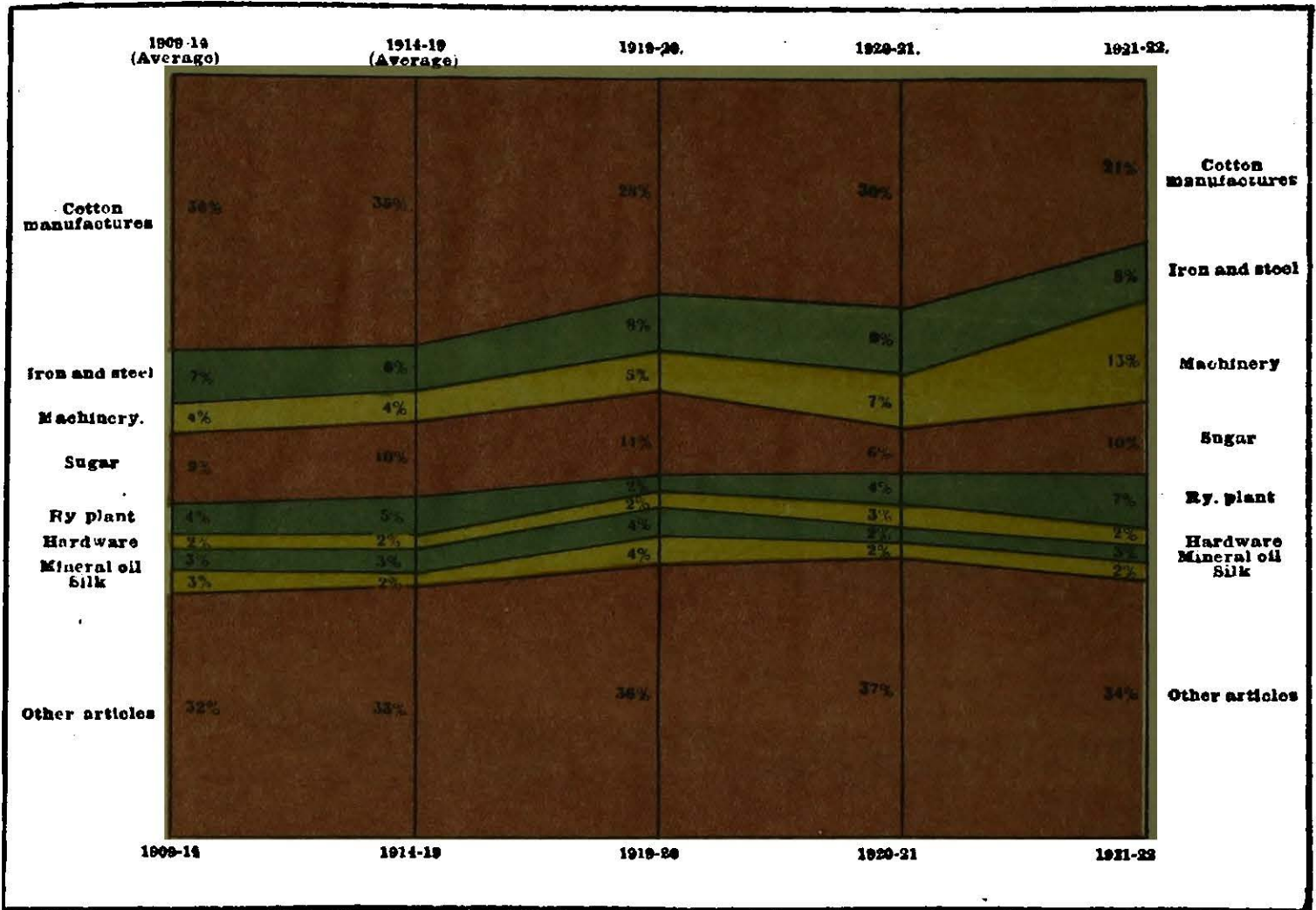


6. Price per tola of English bar Gold in Bombay, price of Silver in London per Standard ounce and the Telegraphic transfer rate in Calcutta on London at or about the end of each month during the years 1920-21 and 1921-22.

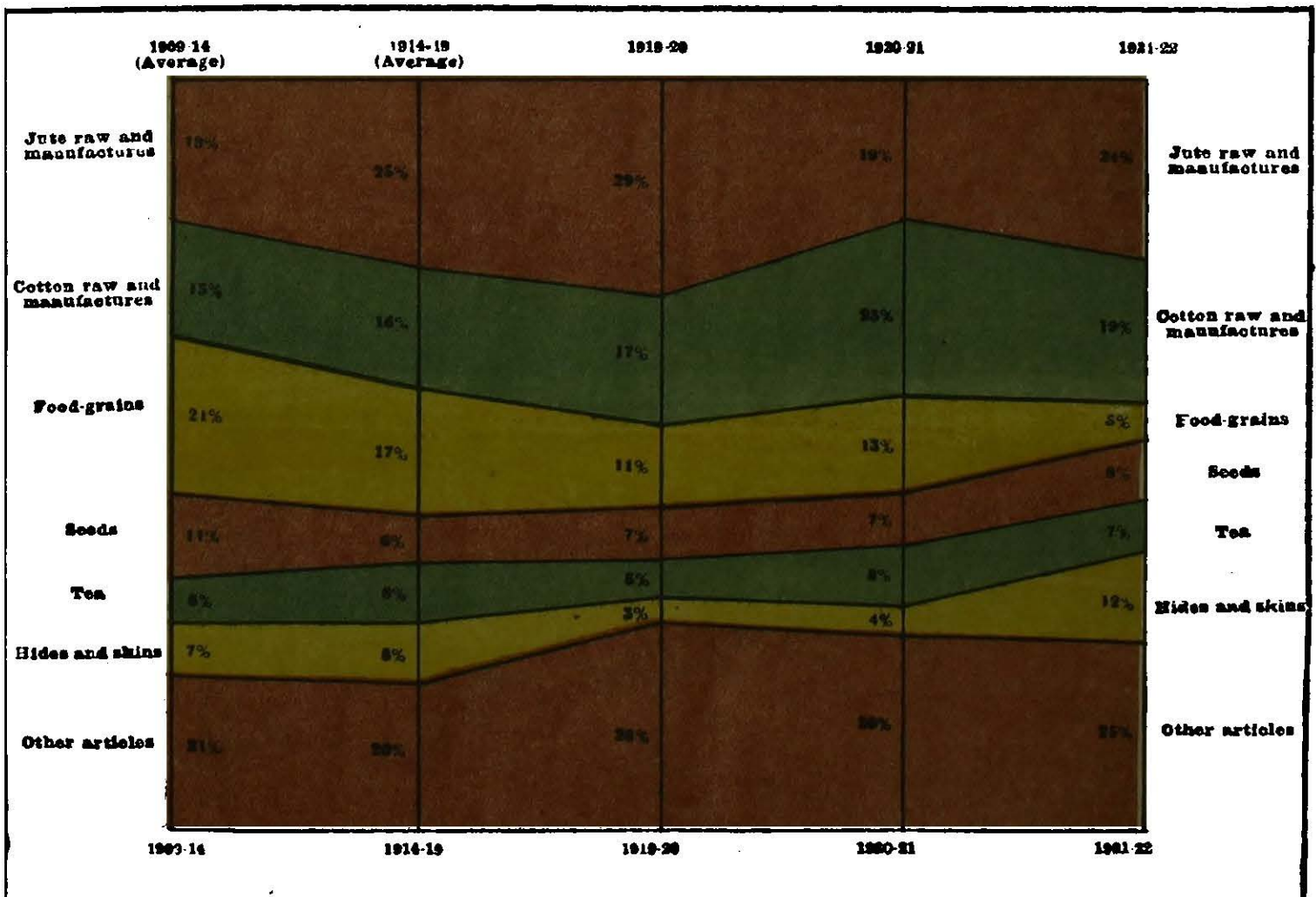


7. Variations in the shares of the principal articles in the Import and Export trade of British India during the last three years as compared with averages of the pre-war and war periods.

IMPORTS.

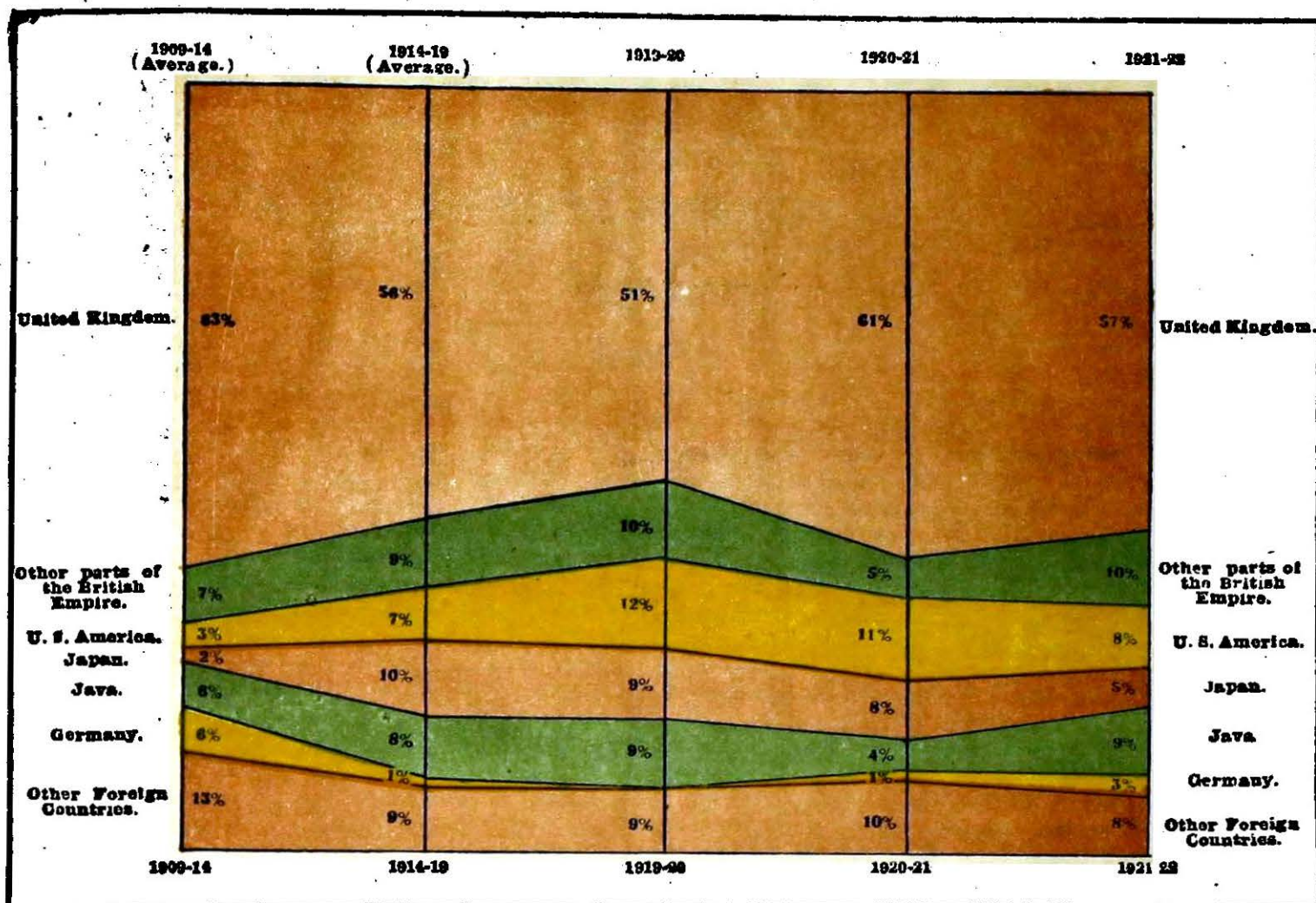


EXPORTS.



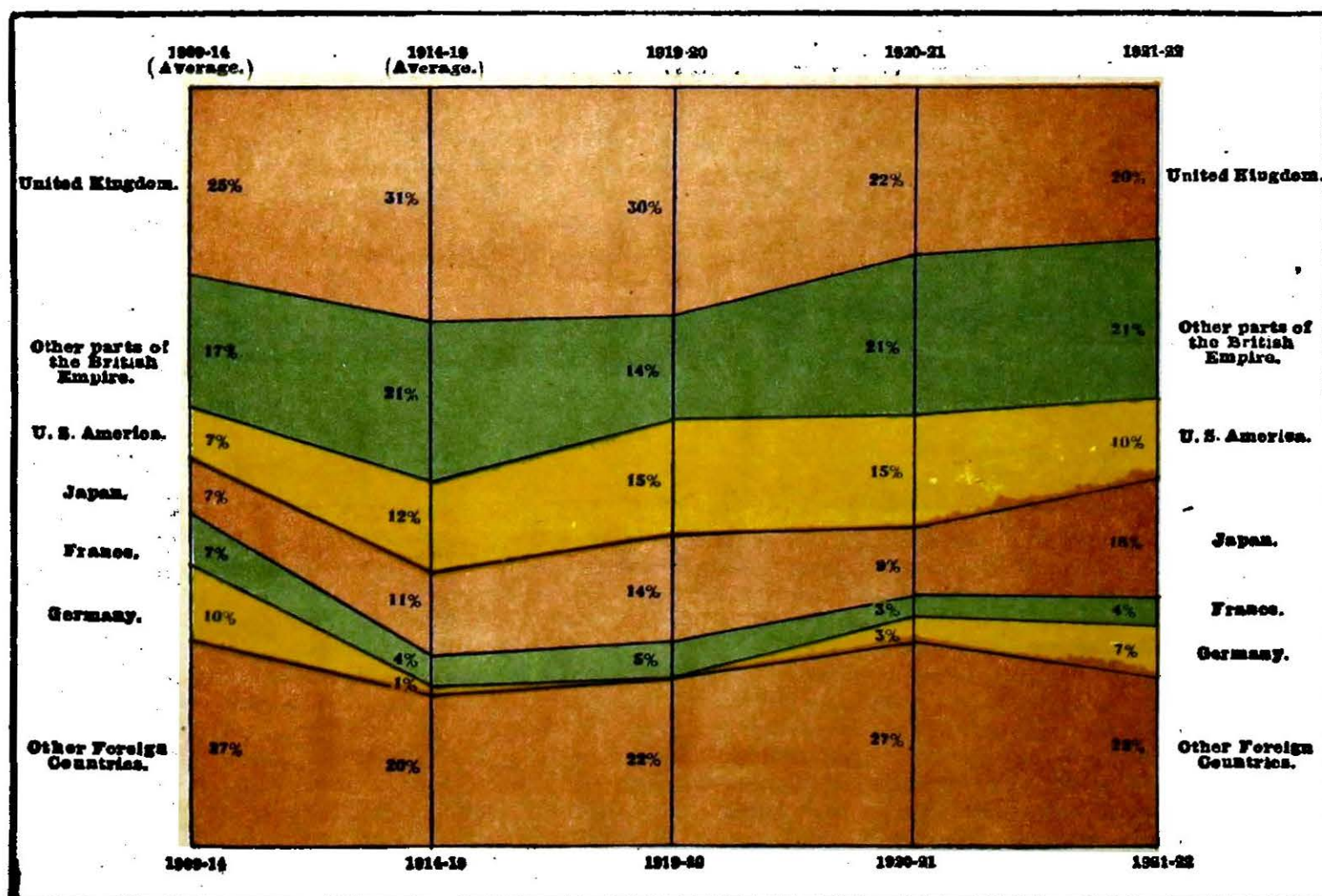
8. Variations in the shares of the principal countries in the Import and Export trade of British India during the last three years, as compared with averages of the pre-war and war periods.

IMPORTS



NOTE.— Imports from Germany during the quinquennium 1914-19 consisted mostly of receipts in the early part of the official year 1914-15, and the residue of cargoes of prize vessels imported during the war period.

EXPORTS.



NOTE.— Exports to Germany during the quinquennium 1914-19 were confined to the early part of the official year 1914-15.

# INDEX

	Report	TABLES				Report	TABLES		
		Import	Export	Miscellaneous			Import	Export	Miscellaneous
Absorption of gold	11	..	..	68	Cachar	20,21	..	..	..
Abids	..	..	..	..	Calcutta	6,18,	..	..	74
Aden	12,26,37,	50,51,57	50,51,57,	..	..	22,23,30	..	..	..
Afghanistan	24, 34	56, 68	63,66	..	Camphor	11	45	..	..
Agricultural implements	9	85, 86	85, 86	..	Canada	8,9,11,22,	50, 51,	50, 51,	..
Ale, beer, and porter	12, 32	44	..	..	..	23,29	52, 56	52, 56	..
Alizarine dyes	14,32	44	..	69	Candles	..	..	48	69
Almonds	..	45	..	69	Canned and bottled provisions	12	45	..	69
Aluminium	8	44,54,61	..	..	Canvas, flax	..	46	..	69
American Agricultural Bureau	2,15	..	..	..	Cape of Good Hope	26	55	55	..
Angle and spring	7	44,60	..	..	Carpets and rugs	..	45	47	..
Aniline dyes	14,32	44	..	69	Carriages and carts	26	42, 46	..	..
Animal oil	..	44	..	..	.. " wagons	..	44, 46	..	..
Animals, living	..	46,59	48,57,58	..	Cassia lignea	..	45	..	..
Apparel	13, 26	42,45,	43, 48,	69	Castor oil ( <i>Ricinus Communis</i> )	..	..	47	69, 72, 73
		53, 54,	49	..	.. seed	22	..	47	69, 70, 71
		56, 59	..	..	Cement	..	45, 62	..	..
Arabia	6, 25	57, 66	57,64,66	..	Ceylon	23, 25,26,	50, 51,	50, 51,	..
	26, 37	..	..	..	Charts illustrating the—	29, 30	52, 57	52, 57	..
Argentine Republic	22,24,31	50, 51	50, 51,56	..	1. foreign sea-borne trade of				
Arms, ammunition, and military stores	26	42, 46	..	..	India—				
		63,59	..	..	(a) during last three years				
Articles by post	13, 26	46	48, 49	..	as compared with pre-war and war averages	frontis-			
" free of duty	..	..	..	80	(b) during last 57 years	piece(i),			
" liable to duty	..	..	..	80-83	2. Variations in values of principal articles in the Import and Export trade	ib			
" mainly unmanufactured	..	42	43	74	3. Imports, exports, and Balance of Trade of India	ii			
" miscellaneous and unclassified	..	42	43	..	4. Variations in the trade of British India with principal countries	iii			
" of food, drink and tobacco.	..	42	43	74	5. Monthly fluctuations in the net imports or net exports of treasure	iv			
" wholly or mainly manufactured	..	42	43	74	6. Price of English bar gold in Bombay, of bar silver in London and the telegraphic transfer rate in Calcutta on London	v			
Assam	9,21	85	85	..	7. Variations in shares of principal articles in the Import and Export trade during last three years as compared with pre-war and war averages	vi			
Australia	1, 13,	50,52,59	50,51,	..	8. Variations in shares of principal countries as compared with pre-war and war averages	vii			
	22, 24 25,	..	52, 59	..	Imports, exports and production of Cotton piecegoods in India. Charts showing the monthly prices of Cuban raw sugar and of average net values of Java 23 D. S. and above in India from January 1920 to March 1922	17			
	27,28,30,31	..	..	..	Chemicals	6			
Austria and Hungary	5, 11, 23,	50, 53	50, 53	..	" drugs, and medicines	11	45, 46	..	..
	27, 31	..	..	..	Chilé	11	42	48	..
Bacon and hams	12	..	..	..	Chillies ( <i>Capsicum Sps.</i> )	31, 34	50, 51	56	..
Bahrein Islands	25, 26, 37	57	57	..	China	5, 11, 15,	50, 51, 57	50, 51, 57	..
Bajra ( <i>Pennisetum typhoideum</i> )	..	..	47	..	..	16,22,25,	..	..	..
Balance of trade	1, 36, 37	..	..	68	Chrome ore	34	..	..	..
Bank of England	..	..	..	68	Cider	25	44	..	..
Bank of Japan	1	..	..	..	Cigarettes	14	45	..	69
Barley ( <i>Hordeum vulgare</i> )	..	..	47	70	Cigars	..	..	48	69
Bars and channel	7	44	..	60, 69	Clocks and watches and parts	..	46	..	..
Beams, pillars, girders and bridge-work	7	44	..	60, 69	Cloves ( <i>Eugenia caryophyllata</i> )	..	45	..	69
Beer	12	44,53, 58	..	69	Coal	13, 25,26,	42, 44,46,	43, 48	..
Belgium	5,6, 7, 14,	50	53,65	..	" production of	30, 35	..	..	..
	22, 25,26,	..	..	..	Coasting trade between Burma and other Provinces	25	..	..	..
	29, 31	..	..	..	" exports	35	..	..	86, 87
Beltting for machinery	..	46	..	..	" imports	35	..	..	87
Bengal	9,12, 23,	..	..	83,85	" between Burma and Bengal	35	..	..	..
	26	..	..	..	" Bombay	35	..	..	..
Bengal Iron and Steel Works	25	..	..	..	" Madras	35	..	..	..
Benzine	10	..	..	..	" Sind	35	..	..	..
Betelnut ( <i>Areca Catechu</i> )	..	45	..	69	Cocoa	12	..	..	..
Biscuits and cakes	12	45	..	69	Coconut oil ( <i>cocos nucifera</i> )	..	..	47	69, 72, 73
Bleaching materials	11	..	..	..	Coffee ( <i>coffea arabica</i> )	25	..	48	69
Boilers	8	43	..	..	Coir	26	..	43	..
Bombay	5, 6, 9,	..	..	70,74	" manufactured	26, 33	..	..	..
	12, 13	..	..	..	" unmanufactured	..	..	..	69
	25, 33	..	48	69					
Bones	..	46	..	..					
Books, printed, etc.	..	46	..	69					
Boots and shoes	26	46	..	..					
Borneo	10,28,29	57	..	..					
Boycott of foreign goods	2, 17	..	..	..					
Bradstreet price index	1	..	..	..					
Brandy	12	..	..	69					
Brass, bronze, etc.	8	44,53,54,	..	..					
		61	..	..					
Brazil	34	52	52, 56	..					
Bricks	..	..	..	69					
" and tiles	..	45	..	..					
Bridge work	..	44, 61	..	..					
Bristles	..	..	48	..					
British East Africa	..	50, 51	50, 51	..					
" Empire	27, 28,29	50, 51,52	63, 64	..					
" markets, Indian goods in	..	87	..	..					
" Guiana	..	..	56	..					
" India trade of (calendar year)	..	52	52	..					
" South Africa	29, 30	52	52	..					
Builder's hardware	9	44	..	..					
Building and engineering materials	..	45	..	..					
Bullion	37	..	..	..					
Burma	9, 12,	..	..	..					
	23, 25	..	..	..					
Burma Mines Co., Ltd.	25	..	..	..					

INDEX

	Report	TABLES				Report	TABLES		
		Import	Export	Miscellaneous			Import	Export	Miscellaneous
Coke . . . . .	13, 25, 26	42, 44, 46	43, 48	..	Exports of Indian merchandise	14—26	..	41, 42, 43	..
Colombo . . . . .	16	..	..	..	" excess of—over imports . . .	36	..	42	..
Competition experienced by Indian products in certain Foreign markets . . . . .	21, 22	..	..	87, 88	" not . . . . .	30	..	41	..
Condensed milk . . . . .	12	45	..	69	" principal articles of . . . . .	14—24	..	47—49	..
Confectionery . . . . .	..	43	..	..	" ratio of—to production . . . . .	..	..	..	84
Copper . . . . .	8	44, 46, 61	..	..	" tariff . . . . .	..	..	41	83
" wrought . . . . .	..	44	..	69	" value of (grand total) . . . . .	..	..	43	..
Copra or dried coconut kernel . . . . .	22	..	47	69	" " by classes . . . . .	12	45	..	69
Cordage and rope . . . . .	..	46	48	..	Farinaceous and patent foods . . . . .	3	43, 59	..	..
Cotton, Broad, prices of . . . . .	15	..	..	..	Fats . . . . .	..	..	48	..
" Indian . . . . .	2, 15, 16	..	..	..	Fibres for brushes . . . . .	..	..	48	..
" American middling . . . . .	2, 15	..	..	..	Fish (excluding canned fish) . . . . .	..	..	48	..
" fents . . . . .	..	43, 59	..	..	" dry, salted . . . . .	..	..	48	..
" freights for . . . . .	..	..	..	74	Fishmaws and sharkfins . . . . .	..	45	..	69
" goods . . . . .	2, 16, 17	43, 59, 60	47, 49, 63	69	Flax, canvas . . . . .	..	46	..	69
" handkerchiefs and shawls . . . . .	3	43	..	69	" piecgoods . . . . .	..	46	..	..
" hosiery . . . . .	3, 5	43	..	70, 71	" raw . . . . .	25, 30	..	48	..
" manufactures . . . . .	2, 3, 28, 32, 33	43, 46, 59, 60	47, 49, 63	76, 77	Fodder, bran and pollards . . . . .	..	42	43	80—83
" " excise duty on . . . . .	..	..	..	..	Food, drink, and tobacco . . . . .	19, 26, 29	..	..	..
" piecgoods . . . . .	1, 3, 4, 16, 26, 30, 33	43, 59	47, 63	..	" grains . . . . .	..	..	..	..
" " grey . . . . .	3, 4, 16, 17	43	47, 49	69	Foreign countries and others, trade with . . . . .	27—34	50—51	50—51	..
" " white . . . . .	3, 4, 17	43	40	69	Foreign market Indian goods in trade of India as compared with that of other countries . . . . .	..	37—88	..	..
" " coloured . . . . .	3, 4, 17	43	47, 49	69	France . . . . .	7, 9, 11, 12, 22, 25, 26, 31, 33	50—51, 52, 54	50, 51, 52, 54	..
" " descriptions of . . . . .	3, 4	43	47, 49	..	Free articles . . . . .	..	..	..	80
" " prices of . . . . .	3, 4, 17	..	..	..	Freights, Indian—maritime . . . . .	..	..	..	74
" raw ( <i>Gossypium Sps.</i> ) . . . . .	14, 15, 26, 29, 33	43	47, 49, 63	70, 71, 76, 77, 79	" maritime—for coal, gunnies, pig iron, rice, jute, linseed, tea, etc. . . . .	..	..	..	74
" " Indian production . . . . .	14	..	..	..	Frontier trade . . . . .	34—35	85, 86	85, 86	..
" " prices of . . . . .	15	..	..	70, 71	Frontier trade, cotton piecgoods, export of— . . . . .	..	..	86	..
" seed . . . . .	2, 2, 30	..	47, 64	69, 78, 79	" " principal articles of . . . . .	..	86	86	..
" shawls . . . . .	..	43	..	69	" " total value of . . . . .	34	85	85	..
" thread, sewing . . . . .	3	43	..	..	" " with Afghanistan . . . . .	34	85	85	..
" yarn . . . . .	2, 16	43, 60	49, 63	69	" " " Bhutan . . . . .	34	85	85	..
" " by counts . . . . .	2, 16	60	63	..	" " " Central Asia . . . . .	34	85	85	..
" " prices of . . . . .	2, 15	..	..	..	" " " Dir, Swat and Bajaur . . . . .	34	85	85	..
" " production of—(India) . . . . .	14	..	..	60	" " " Karonnee . . . . .	34	85	85	..
" waste . . . . .	14	43	..	..	" " " Nepal . . . . .	34	85	85	..
" world's consumption of . . . . .	14	..	..	..	" " " Persia . . . . .	34	85	85	..
" woven goods, production of . . . . .	16	..	..	..	" " " Sikkim . . . . .	34	85	85	..
Council drafts . . . . .	..	..	..	68	" " " Shan States . . . . .	34, 35	85	85	..
Crop, percentage of export to production of— . . . . .	..	..	..	84	" " " Siam . . . . .	34	85	85	..
Cuba . . . . .	5, 31	..	50, 51	..	" " " Tibet . . . . .	34	85	85	..
Customs tariff, Indian . . . . .	..	..	..	80—83	" " " Western China . . . . .	34	85	85	..
" free articles . . . . .	..	..	..	80	" " " wool, raw, imports of . . . . .	34	86	..	..
Customs revenue . . . . .	..	..	..	74	Fruits and vegetables . . . . .	13, 26	42, 45	43, 48, 49	..
Cutlery . . . . .	10	46	..	..	" " dried, etc. . . . .	..	45	48	..
" hardware, etc. . . . .	10, 20	42	43	..	" " fresh . . . . .	..	45	48	..
Cycles . . . . .	8, 9	46	..	..	Fuel oil . . . . .	10, 35	..	..	..
Dates . . . . .	..	45	..	..	Furniture and cabinetware . . . . .	..	42, 46	43	..
Declared value per unit of principal articles of import and export . . . . .	..	..	..	69	German silver . . . . .	..	44	..	..
Direction of Indian trade . . . . .	27—34	..	..	..	Germany . . . . .	5, 7, 8, 10—12, 14, 18, 19, 23, 25—29, 31, 32, 33	50, 51, 52, 54	50, 51, 52, 54	..
Domestic hardware . . . . .	..	44	..	..	Ghi . . . . .	12, 34	..	48	69
Drugs and medicines . . . . .	11, 26	45, 46	48	..	Ginger ( <i>Zingiber officinale</i> ) . . . . .	..	44	48	60, 69
Dutiable articles . . . . .	..	..	..	80—83	Girders . . . . .	..	45	..	..
Duty, excise—on cotton goods . . . . .	..	..	..	74	Glass and glassware . . . . .	13, 31, 32, 33	45	..	..
" " motor spirit . . . . .	..	..	..	74	" bangles . . . . .	..	45	..	..
" export—on rice . . . . .	..	..	..	74	" beads and false pearls . . . . .	..	45	..	69
" " jute . . . . .	..	..	..	74	" bottles and phials . . . . .	..	45	..	..
" " tea . . . . .	..	..	..	74	" funnels, globes, etc. . . . .	..	45	..	..
" import . . . . .	..	..	..	74	" sheet and plate . . . . .	..	45	..	69
" levied in foreign countries— . . . . .	..	..	..	75—79	Glassware and earthenware . . . . .	..	42	43	..
Dyeing and tanning substances . . . . .	12, 25, 26	..	48	..	Gold, absorption of . . . . .	..	..	..	68
Dyes, synthetic . . . . .	14	..	..	..	Gold bullion and coin . . . . .	37	..	..	..
Earthenware and porcelain . . . . .	..	46	..	..	" net imports of . . . . .	37	..	..	68
East Africa . . . . .	26, 29	..	..	..	" stocks of . . . . .	..	..	..	68
East African Protectorate . . . . .	6, 29	50, 51, 55	50, 51, 55	..	" and silver, thread . . . . .	33	45	..	..
Egypt . . . . .	5, 12, 16, 26, 29	50, 51, 52, 55	50, 51, 52, 55	..	Standard Reserve . . . . .	..	..	..	68
Electrical apparatus . . . . .	13	44	..	..	Government stores . . . . .	26	41, 46	41	..
" machinery . . . . .	8, 13	43	..	..	" imports of . . . . .	26	41, 46	..	..
Electroplated ware . . . . .	10	..	..	..	" exports of . . . . .	26	..	41	..
Enamelled ironware . . . . .	9	44	..	..	Grain, pulse, and flour . . . . .	13, 33	42, 44	43, 47	..
Exchange, instability of . . . . .	1, 2	..	..	..	Groundnuts ( <i>Arachis hypogaea</i> ) . . . . .	22	..	47, 64	69, 70, 71, 74, 78, 79, 88
Enfaced rupee paper . . . . .	..	..	..	68	Gums, resins . . . . .	..	46	49	69
Engines, locomotive . . . . .	8	46	..	..	" " and lac . . . . .	..	42	43	..
Excise duty on cotton goods . . . . .	..	..	..	74	Gunpowder . . . . .	..	..	..	69
" " motor spirit . . . . .	..	..	..	74					
Export duty on rice, tea, jute . . . . .	..	..	..	74					

INDEX

	Report	TABLES				Report	TABLES		
		Import	Export	Miscellaneous			Import	Export	Miscellaneous
Haberdashery and millinery	13, 32	42, 46	49	..	Iron or steel imports from other countries	7	..	..	
Handkerchiefs and shawls	3	43	..	69	"    "    the United States	8	..	..	
Hardware	9, 10, 29, 32	44, 61	49	..	"    "    tubes and fittings, wrought	..	44	60, 69	
"    and cutlery	..	46	..	..	"    "    wire	..	..	60	
"    detailed items of	..	44	..	..	Italian East Africa	12	55	55	
Hats, caps and bonnets	..	45	..	..	Italy	9, 11, 18, 22, 23, 20, 27, 28, 31, 33	50, 51, 52, 54	50, 51, 52, 54	
Hawii	..	..	59	..	Ivory	..	46	..	
Hemp, raw ( <i>Crotalaria juncea</i> )	26, 33	..	43, 48	69, 76, 77	Jams and jellies	12, 31	..	..	
Hides and skins and leather	..	..	43	..	Japan	1, 4, 5, 6, 8, 10-16, 18, 25-31, 33	50, 51, 52, 58	50, 51, 52, 58	
"    "    raw	23, 26, 29, 33	42, 46	43, 47, 65	69, 74	Japanese vessels	..	..	..	
"    "    tanned or dressed	23, 33	42, 46	43, 65	69	Java	5, 6, 21, 22, 28, 29, 31, 32	50, 51, 58	50, 51, 58	
"    "    buffalo	23	..	47	72, 73	J. Thomas & Co's estimates of monthly returns of tea	20	..	..	
"    "    calfskins	..	..	47	..	Jawar and bajra ( <i>Pennisetum typhoides</i> )	..	..	47	
"    "    cow	23	..	47	72, 73	Jewellery, also plate of gold and silver	..	46	..	
"    "    goat skins	23, 29	..	47	72, 73	Jute, raw ( <i>Corchorus capsularis</i> )	18, 29, 33	46	43, 47, 62	
"    "    raw	23	..	47, 65	69, 76, 77	"    duty on	..	..	69, 70, 71, 74, 78, 79, 84	
"    "    tanned or dressed	23	..	47, 65	76, 77	"    freights for	..	..	74	
Holland—see Netherlands	..	..	..	..	"    manufactures	18, 30	46	47, 62	
Hongkong	3, 11, 26, 29, 30	50, 51, 52, 57	50, 51, 52, 57	..	"    bags	18, 30	..	47, 62, 63	
Hoops and strips	..	44	..	60	"    cloth	18	..	47, 62, 63	
Horns, tips, etc.	..	..	48	..	"    rope and twine	..	..	47	
Horses	..	..	..	69	"    mill consumption	18	..	..	
Hosiery, cotton	3, 5	43	..	..	"    prices of	18, 19	..	70, 71	
Implements and tools	..	44	..	..	"    production of	18	..	..	
Import duty levied in foreign countries	..	..	..	75-79	Karachi	5, 6, 9, 22, 24, 28	..	..	
"    net	..	..	..	74	Kerosene oil	10	44	..	
"    tariff	..	..	..	80-83	Khaddar	4, 16	..	..	
Imports of Government Stores	26	41, 46	..	..	Lac	24, 33, 35	..	47, 65	
"    private merchandise (total)	1	41, 42	..	..	Lac shell	24, 31	..	65	
"    principal articles of	2-14	43-46	..	..	Lamps, metal	9	..	..	
"    treasure	37	41	..	..	Land frontier trade	34, 35	85, 86	85, 86	
"    value of (grand total)	1	41, 50, 51	..	..	Lead	8	44, 61	..	
"    by classes	..	42	..	..	Leather—buffalo hides	23	..	47	
Import and export trade with	..	..	..	..	"    cow hides	23	..	47	
"    "    Australia	31	52	52	..	"    goat skins	23, 29	..	47	
"    "    Brazil	34	52	52	..	"    sheep skins	..	..	47	
"    "    British South Africa	30	52	52	..	"    skins tanned	23	..	..	
"    "    Canada	30	52	52	..	Linseed	22	..	47, 64	
"    "    Egypt	30	52	52	..	Liquors	11, 32	42, 44	43	
"    "    France	33	52	52	..	"    ale, beer, and porter	12, 32	44	..	
"    "    Netherlands	33	52	52	..	"    brandy	12	..	..	
"    "    Japan	31	52	52	..	"    cider	..	44	..	
"    "    Sweden	..	52	52	..	"    spirit	12	44	..	
"    "    Belgium	33	52	52	..	"    whisky	12	44	..	
"    "    United Kingdom	30	52	52	..	"    wines	12	44	..	
"    "    United States of America	31	52	52	..	Locomotives	8	44, 46	..	
Index numbers of prices	1	..	..	..	London	5, 22	..	..	
Indigo ( <i>Indigofera Sps.</i> )	25, 33	..	48, 65	69, 72, 73, 76, 77, 84	Lubricating oil	10	..	..	
"    production	25	..	..	..	Machinery and millwork	1, 8, 26, 29	43, 46, 61	..	
Indo-China	25	50, 51, 58	50, 51, 58	..	"    boilers	8	43	..	
Instruments, apparatus and appliances	13, 26, 29	44, 46	..	..	"    cotton mill	8	43	..	
"    electrical	13	44	..	..	"    duties on	..	..	74	
"    musical	..	44	..	..	"    electrical	8	43	..	
"    photographic	..	44	..	..	"    jute mill	8	43	..	
"    scientific and philosophical	..	44	..	..	"    mining	..	43	..	
Iron bars and channel	7	44	..	60, 69	"    prime movers	8	43	..	
"    rice bowls	..	44	..	..	"    rice and flour mills	..	43	..	
"    and steel	7, 29, 30, 32	44, 46	43, 48	60, 74	"    sewing and knitting	8	43	..	
"    or steel, beams, pillars, etc.	7	44	..	60, 69	"    tea garden	8	43	..	
"    bolts and nuts	7	..	..	60	"    textile	8	43	..	
"    hoops and strips	..	44	..	60	"    typewriters	8	43	..	
"    manufactures	7	..	..	..	Madras	9, 12, 16, 22, 25	..	70, 71, 74	
"    nails, rivets, and washers	..	44	..	60, 69	Manganese ore	25	..	48	
"    pipes and fittings, cast	..	44	..	60, 69	Manufactured articles	..	42	43	
"    rails, chairs, etc.	7	..	..	60	Markets—Indian goods in Foreign competitions of	..	..	87, 88	
"    screws	7	44	..	..	Manures	25, 33	46	48	
"    sheets and plates—galvanized	..	44	..	60, 69	Maskat Territory and Trucial Oman	13, 14	57	57	
"    not galvanized or tinned	..	44	..	60, 69	Matches	..	45	..	
"    tinned	..	44	..	60, 69	Mauritius	5, 6, 26, 29, 30	52, 56	53, 56	
"    imports from the United Kingdom	7	..	..	..					

## INDEX

	Report	TABLES				Report	TABLES		
		Import	Export	Miscellaneous			Import	Export	Miscellaneous
Marseilles	22	...	...	...	Oilseeds, cotton ( <i>Gossypium Sps.</i> )	22, 30	..	47, 64	69, 70, 71, 78, 79
Medicines	11	41, 45	43, 48	..	" groundnuts ( <i>Arachis hypogaea</i> )	22	..	47, 64	69, 70, 71, 78, 79, 88
Merchandise total imports and exports	1	41	41	..	" linseed ( <i>Linum utilitissimum</i> )	22	..	47, 64	69, 70, 71, 74, 78, 79, 87
" monthly imports and exports of	36	42	42	..	" mowa	..	..	47	78, 79
" net exports of	36	..	41	..	" mustard ( <i>Brassica Sps.</i> )	..	..	47	..
" trade in private — according to classes	..	42	43	..	" poppy ( <i>Papaver somniferum</i> )	..	..	47	78, 79
" value of exports of private — imports of	14	..	43, 47, 68	..	" rapeseed ( <i>Brassica Sps.</i> )	22	..	47, 64	69, 70, 71, 78, 79
Mesopotamia	6, 26, 33, 37	42, 43, 68	59	..	" sesamum ( <i>Sesamum indicum</i> )	22	..	47, 64	69, 70, 71, 73, 79, 88
Metal lamps	9	..	..	..	Opium	25, 26	..	49, 65	69
Metals	6, 26	42, 44	43, 48	..	Ore	25	44	48	..
" and ores	26	46	49	..	" manganese	25	..	48	69
" and manufactures	6	..	48	..	" wolfram	25	..	..	..
" aluminium	8	44, 61	..	..	Paddy	19	..	..	..
" brass, bronze, etc.	8	44, 61	..	..	Painter's materials	13	45	..	..
" duty on	..	..	..	74, 81, 82, 83	Paints and colours	10, 13	45	..	19
" copper	8	44, 46, 61	..	..	Palm kernel	22	87	..	..
" german silver	..	44	..	..	Paper and pasteboard	10, 28	45	..	..
" iron	7, 8	44, 46, 61	48, 49	60	" making materials	..	46	..	..
" and steel	7	44, 46, 61	48, 49	60	" mills	11	..	..	..
" lead	8	44, 61	..	..	" packing and pasteboard	11	..	..	..
" other than iron or steel	8	42	43	..	" pasteboard and stationery	11	42	43	..
" tin	..	44, 61	..	..	" printing paper	11, 32	..	..	69
" zinc or spelter	..	44, 61	..	..	" writing "	11	..	..	..
Metallic ores and scraps	..	42	43	..	Paraffin wax	25	..	48	69
Mica	26	..	48	69, 78, 79	Patent fuel	..	42, 44, 46	43, 48	..
Milk, condensed and preserved	31	45	..	69	Pearls	..	46	..	..
Mill consumption of raw jute	18	..	62	62	Pepper	..	..	48	69
Mills, cotton (Indian)	3, 17	..	..	..	Percentage of exports to production of crops	..	..	..	84
" jute	18	..	..	..	Percentage share of principal countries in the exports of gunny bags and cloth	..	..	..	63
Mineral oil	10, 29, 35	44, 62	47	..	Percentage share of principal countries in the total value of chemicals	11	..	..	..
" kerosene	10	44	..	69	Percentage share of principal countries in the imports of salt	12	..	..	..
" other kinds	10	44	..	..	Percentage share of principal countries in the total value of exports of seeds	..	..	..	64
Mines at Namtu	34	..	..	..	Percentage share of the United Kingdom and Japan in the imports of cotton piecegoods	4	..	..	..
Mining machinery	..	43	..	..	Percentage share of certain countries in the total quantities of piecegoods imported	5	..	..	..
Miscellaneous and unclassified articles	..	42	43	74	Percentage share of principal countries in the total imports of paper and pasteboard	11	..	..	..
Molasses	5	43	..	69	Persia	6, 10, 16, 26, 29, 31	50, 51, 52, 58, 85	50, 51, 52, 58, 85	..
Monsoon	13	..	..	..	Peru	34	..	..	..
Monthly imports and exports of merchandise	36	42	42	..	Petroleum	..	..	..	74
" gold and silver	..	67	..	..	Photographic instruments	..	44	..	..
Motor cars	8, 9, 29, 33	45, 61	..	..	Pig iron	7	..	..	61
Motor cycles	8, 9	45, 61	..	..	" production of	7	..	..	..
" spirit (benzine, etc.)	10	..	..	74	Pipes and fittings, cast	..	44	..	61, 69
" wagons	9	45, 61	..	..	Pitch, tar and dammer	..	46	..	69
Mowa	..	..	47	78, 79	Polishes	..	46	..	..
Musical instruments	..	44	..	..	Portuguese East Africa	29	56	56	..
Mustard seed	..	..	47	..	Poppy seed	..	..	47	78, 79
Myrobalans ( <i>Phyllanthus emblica</i> )	25	..	48	69, 78, 79	Precious stones and pearls, unset	..	46	..	..
Nails, rivets and washers	..	44	..	60, 69	Prices, index—statist, Bradstreet	1	..	..	..
Natal	13, 26, 30	56	56	..	" silver	1, 37	..	..	..
Nationality of vessels	..	..	..	98	" wholesale	..	..	..	70—73
Native craft, number and tonnage of	..	..	..	98	Prime movers	..	43	..	..
" States in Arabia other than Maskat territory and Trucial Oman	..	57	57	..	Production—ratios of exports to Proprietary and patent medicines	..	45	..	84
Nepal	34, 35	85, 86	85, 86	..	Provisions and oilman's stores	12	42, 45	43, 48, 82	..
Netherlands	4, 5, 6, 12, 25, 26, 28, 31	50, 51, 52, 54	50, 51, 52, 54	77, 79	" canned and bottled.	12	45	..	69
New Zealand	22, 24, 25, 29	59	59	..	Pulse	13	..	47	69, 76, 77
Norway	11, 31	55	55	..	Quinine	11	45	..	69
Note issue	2	..	..	..	Railway plant and rolling stock	8, 29	42, 44, 46, 61	43	74
Oil cloth and floor cloth	..	46	..	..	" carriages and wagons	..	44	..	..
Oilcake	..	..	48	69	" locomotives	..	44	..	..
Oils	10, 26	42, 44	43, 47	..	" materials	1, 26	44	..	..
Oils, animal	..	44	..	..	" bridgework	..	44	..	..
" castor ( <i>Ricinus communis</i> )	..	..	47	69, 78, 79					
" coconut ( <i>Cocos nucifera</i> )	..	..	47	69, 78, 79					
" essential	..	44	..	..					
" kerosene	10	44	..	69, 87					
" mineral	10, 35	44, 62	47	..					
" vegetable	22	44	47	..					
Oilseeds	22, 29	42	43, 47, 64	69, 70, 71, 74, 78, 79					
" castor ( <i>Ricinus communis</i> )	22	..	47, 64	69, 70, 71, 78, 79					
" copra	22	..	47, 64	69, 78, 79					



V  
INDEX

	Report	TABLES				Report	TABLES		
		Import	Export	Miscellaneous			Import	Export	Miscellaneous
Railway rails, chairs, fishplates	..	44	..	..	Spices cloves	..	45	..	69
" sleepers and keys	..	44	..	..	" ginger	..	..	48	..
" sleepers of wood	..	44	..	..	" pepper	..	..	48	69
Rangoon	13	..	..	70, 71, 74	Spirit	12	..	..	..
Ropeseed	22	..	47, 64	69, 70, 71, 78, 79, 87	" present in drugs	..	..	..	69
Raw materials	..	42	43	74	Stationery	..	46	..	..
Re-exports	26	..	41, 42	..	Statist price index	1	..	..	..
Reunion	..	56	56	..	Steamers, nationality of	..	..	..	84
Reverse drafts	..	..	..	68	" number and tonnage of	..	..	..	84
Rice ( <i>Oryza sativa</i> )	10, 33, 35	..	47, 64	69, 70, 71, 84	Steel, angle and spring	..	44	..	60
" and flour mill machinery	..	43	..	..	" bars and channel	..	44	..	60, 69
" bowls	..	44	..	..	" cast	..	44	..	..
" export, duty on	..	..	..	74	Straits Settlements	5, 10, 12, 16, 25—30	50, 51, 52, 58	50, 51, 52, 58	..
" freights for	..	..	..	74	Sugar	1, 5, 29, 32	42, 43, 62	43, 48, 49	72, 73, 74, 84, 80
" in the husk	34	..	47	..	" beet	5, 6	..	..	..
" not in the husk	34	..	47, 64	69, 76, 77	" Java	5, 6	..	..	..
" prices of Indian	19	..	..	70, 71	" 15 Dutch standard and below	30	43	..	..
Roumania	18, 22	55	55	..	" 16 Dutch standard and above	0, 32	43	..	69
Rubber	25	45	..	..	" Mauritius	6	..	..	..
" raw	..	..	48	69	" production of—(Indian)	6	..	..	..
" tubes for motor tyres	9	..	..	..	" wholesale prices of	21	..	..	72, 73
" tyres for motor cars	9	..	..	..	Sumatra	1—2	59	59	..
Rugs	..	45	47	..	Summary (General)	11, 14, 28	..	..	..
Russia	10, 18, 29, 31	50, 51, 52, 55	50, 51, 52, 55	..	Sweden	31	52, 55	52, 55	..
Saccharin	..	43	..	..	Switzerland	4, 12, 14, 27, 31	..	..	..
Sago and Sago flour	12	..	..	..	Sylhet	20, 21	..	..	70, 71
Salt	2, 30, 32	45	..	72, 73	Synthetic dyes	14	..	..	..
Salt, production of—(Indian)	18	..	..	..	Tallow and stearine	..	46	..	..
Salt-petre or potassium nitrate	26	..	48	69	Tallow, stearine, and wax	..	42	43, 48	..
Sandal wood	..	..	48	..	Tarif rates Schedules	..	80—33	83	..
Scientific and philosophical instruments	..	44	..	..	Tata Iron and Steel Co.	25	..	..	..
Screws	7	44	..	..	Tax on jute, raw and manufactures	..	..	..	74
Sea-borne trade, foreign, values of	1	41, 42	41, 42	..	Tea ( <i>Camellia Thea</i> )	2, 20—22, 29, 30	42, 46, 88	43, 47, 64	69, 70, 71
Sea-borne trade, calculated values of, on the basis of 1913-14	1	..	..	..	" cess	..	..	..	74
Second-hand clothing	..	45	..	..	" chests	30	46	..	..
Seeds	22, 33	42	43, 47, 64	69, 74, 78, 79	" duty on	..	..	..	74, 78, 79
Senegal	22	..	..	88	" exports of— to the United Kingdom	21	..	..	..
Sesamum	22	..	47, 64	69, 78, 79, 84, 88	" freights for	20	..	..	..
Sewing and knitting machines	9	43	..	..	" machinery	8	43	..	..
Shan States	34, 35	85, 86	85, 86	..	" prices of—	21, ..	..	..	70, 71
Sheets and plates	7	44	..	60, 69	" production of—	21	..	..	..
Shellac	24, 31	..	65	69, 72, 73	Teakwood ( <i>Tectonia grandis</i> )	25	..	48	69
Shipping clearances	..	..	..	83, 84	Telegraphs materials for construction and accessories	..	46	..	..
" foreign	..	..	..	84	Textile machinery	8	43	..	..
" freights	2	..	..	74	Tibet	24, 34	85, 86	85	..
" nationality of vessels	..	..	..	84	Tibetan wool	24, 34	86	..	69
" number and tonnage of steamers, tonnage of	..	..	..	84	Timber	35	45	..	..
Ships, parts of	..	46	..	..	Tin	..	44, 61	..	69
Siam	16, 25, 34	58	58	..	" unwrought (blocks, etc.)	30	..	..	..
Silk	11, 32	42, 44, 60	43, 48, 49	78, 79	Tobacco ( <i>Nicotiana Tabacum</i> )	13, 26	42, 45	43, 48	69
" manufactures	11, 29	44, 60	48, 49	69	" duty on—	..	..	..	74, 76, 77
" mixed goods	11, 32	44	..	69	Toilet requisites	..	46	..	..
" piece goods	11, 28	44	49	69	Toys and requisites for games	..	46	..	..
" raw	11, ..	44, 60, ..	48, 49, ..	69, 78, 79	Trade according to British Empire and Foreign countries	27—34	50, 51, 52	50, 51, 52	..
" yarn, noils, and warps	..	44	..	..	" by countries	29—32	50—59	50—59	..
" waste	..	44	..	..	" direction of Indian—	27—34	..	..	..
Silver bullion and coin	37	..	..	..	" of India and of other countries	..	52	52	..
" imports and exports of—	37	66, 67	66, 67	..	" with Aden	12, 26	50, 51, 57	50, 51, 57	..
" prices of	37	..	..	..	" " Arabia	25—28, 37	57	57	..
" thread	..	45	..	..	" " Argentine Republic	34	..	50, 51, 56	..
Sind	9, 12, 23	..	..	..	" " Australia	27, 28, 29, 31	50, 51, 52, 59	50, 51, 52, 59	..
Skins, calf	23	..	47	..	" with Austria-Hungary	27, 31	50, 51, 52, 53	50, 51, 52, 53	..
" goat	23	..	47	..	" " Bahrain Islands	25—26, 37	57	57	..
" raw	23	42	43, 47, 65	69, 76, 77	" " Belgium	29, 33	50, 51, 52, 53	50, 51, 52, 53	..
" sheep	23	..	47	..	" " Borneo	29	57	..	..
" tanned and dressed	23, 26	..	47, 65	69, 76, 77	" " Brazil	34	..	56	..
Sleepers of wood	..	44	..	..	" " British Empire	27—30	50, 51, 52	50, 51, 52	..
Soap	13	46	..	69	" " Guiana	..	..	56	..
Soda compounds	11	45	..	..	" " South Africa	30	52	52	..
Sodium carbonate	11	..	..	69	" " Burma	34	85, 86	85, 87	..
South Africa	24	..	..	..	" " Canada	29, 30	50, 51, 52	50, 51, 52	..
South America	18	..	..	..	" " Cape of Good Hope	26	55	55	..
Spain	12, 23, 28, 31	50, 51, 55	50, 51, 55	..	" " Ceylon	29, 30	50, 51, 52, 57	50, 51, 52, 57	..
Spices	13	42, 45	43, 48, 82	69, 78, 79	" " Chile	34	50, 51	50, 51, 56	..
" betelnuts ( <i>Areca Catechu</i> )	..	45	..	69					
" chillies ( <i>Capiscum Sps.</i> )	..	..	48	69					

Forty-eighth Issue ]

COMMERCIAL INTELLIGENCE DEPARTMENT, INDIA

---

# REVIEW

OF THE

# TRADE OF INDIA

IN

1921-22

---

*Published by order of the Governor-General in Council.*

---



CALCUTTA  
SUPERINTENDENT GOVERNMENT PRINTING, INDIA  
1928

*Price Rupees Two.*

[ No. 1752. ]