

*Index to the Land Revenue Administration Report, Part II, of the  
Bombay Presidency, including Sind, for the year 1913-14*

**A.—PRESIDENCY PROPER.**

|  | Pages.       |
|--|--------------|
| <b>I.—ECONOMIC CONDITION AND PROSPECTS ...</b>   | <b>1—36</b>  |
| 1.—Season (including crops and water-supply) ...   | 1—5          |
| 2.—Cattle and Fodder ...   | 5—8          |
| 3.—Land Revenue—Recoveries, contumacy, &c. ...   | 8—13         |
| 4.—Takāvi ...  | 13—16        |
| 5.—Trade and Industries ...  | 16—19        |
| 6.—Prices ...  | 19—20        |
| 7.—Labour and Wages ...  | 20—22        |
| 8.—Emigration and Immigration ...  | 22—23        |
| 9.—Public Health ...   | 24—26        |
| 10.—Education ...  | 25—30        |
| 11.—Public Feeling and the Press ...   | 31—32        |
| 12.—Summary of material prosperity and prospects ...   | 32—36        |
| <b>II.—INSPECTION ...</b>  | <b>36—39</b> |
| 1.—General Inspection ...  | 36—38        |
| 2.—Destruction, indexing and sorting of records ...  | 38—39        |
| <b>III.—REVENUE ESTABLISHMENTS, INCLUDING VILLAGE OFFICERS AND LAND RECORDS STAFF ...</b>    | <b>39—49</b> |
| 1.—Land Revenue Staff ...  | 39—41        |
| 2.—Land Records Staff ...  | 41—45        |
| 3.—Village Officers ...  | 45—49        |
| 4.—General remarks on progress made in the measurement of subdivisions of survey numbers ... | 49           |
| <b>IV.—SPECIAL MATTERS ...</b>   | <b>50—59</b> |
| 1.—Records of Rights ...   | 50—52        |
| 2.—Non-alienable tenure ...  | 52—55        |
| 3.—Others ...  | 55—59        |
| (i) Deccan Agriculturists' Relief Act ...  | 55—56        |
| (ii) Co-operative Societies ...  | 56—57        |
| (iii) New village account forms ...  | 57           |
| (iv) City Surveys ...  | 57           |
| (v) Khoti Settlement ...   | 57—58        |
| (vi) Agricultural Department ...   | 58           |
| (vii) Remittance by Revenue Money Orders ...   | 59           |
| (viii) Tahal Preservation ...  | 59           |
| <b>V.—ASSISTANCE TO INAMDARS AND SUPERIOR HOLDERS ...</b>                                    | <b>59—62</b> |
| <b>VI.—GENERAL REMARKS AND CONCLUSION ...</b>  | <b>62—63</b> |

**B.—SIND.**

|  |              |
|--|--------------|
| <b>I.—ECONOMIC CONDITION AND PROSPECTS ...</b>   | <b>63—70</b> |
| 1.—Season (including crops and water-supply) ... | 63—64        |
| 1A.—Canals ...                                   | 64—65        |
| 2.—Cattle and Fodder ...                         | 65           |
| 3.—Land Revenue—Recoveries, contumacy, etc. ...  | 65—66        |
| 4.—Takāvi ...                                    | 66—67        |

|  | Pages.       |
|--|--------------|
| 5.—Trade and Industries ... ..   | 67           |
| 6.—Prices ... ..   | 67           |
| 7.—Labour and Wages ... ..   | 67           |
| 8.—Emigration and Immigration ... ..   | 68           |
| 9.—Public Health ... ..  | 68           |
| 10.—Education ... ..   | 68—69        |
| 11.—Public Feeling and the Press ... ..  | 69           |
| 12.—Summary of material prosperity and prospects ... ..  | 70           |
| <b>II.—INSPECTION</b> ... ..   | <b>70—71</b> |
| 1.—General Inspection ... ..   | 70—71        |
| 2.—Destruction, indexing and sorting of records ... ..   | 71           |
| <b>III.—REVENUE ESTABLISHMENTS AND LAND RECORDS STAFF</b> ... ..                                     | <b>71—72</b> |
| 1.—Land Revenue Staff ... ..   | 71           |
| 2.—Land Records Staff ... ..   | 71           |
| 3.—Village Staff ... ..  | 71—72        |
| 4.—General remarks on progress made in the measurement of sub-<br>divisions of survey numbers ... .. | 72           |
| <b>IV.—SPECIAL MATTERS</b> ... ..  | <b>72—73</b> |
| 1.—Records of Rights ... ..  | 72           |
| 2.—Non-alienable tenure ... ..   | 73           |
| 3.—Others ... ..   | 73           |
| <b>V.—ASSISTANCE TO INAMDARS AND SUPERIOR HOLDERS</b> ... ..   | <b>73—74</b> |
| <b>VI.—GENERAL REMARKS AND CONCLUSION</b> ... ..   | <b>74</b>    |
| Resolution of Government reviewing the reports ... ..  | 75—83        |

LAND REVENUE ADMINISTRATION REPORT, PART II, OF THE  
BOMBAY PRESIDENCY, INCLUDING SIND, FOR  
THE YEAR 1913-14.

A.—PRESIDENCY PROPER.

C. W. M. HUDSON, Esq., I. C. S., Commissioner, Northern Division.

E. MACONOCHE, Esq., I. C. S., Commissioner, Central Division.

H. S. LAWRENCE, Esq., I. C. S., Commissioner, Southern Division.

I.—Economic Condition and Prospects.

1.—Season (including Crops and Water-supply).

Commissioner, Northern Division.

The season of 1913-14 was on the whole nearly as favourable as its immediate predecessor and may be said to have been satisfactory in Surat and also in Thána. The monsoon set in early in the beginning of June and in the course of the month abundant rain fell everywhere except in Ahmedabad and Kaira and registered about 50 per cent. of the total rainfall of Surat. In the first half of July the fall diminished, but from about the second fortnight to the first week in August there was continuous, and at times very heavy, rain. Then came a break, followed by heavy showers towards and after the end of August, and by the middle of September the monsoon disappeared altogether in Gujarát. The tremendous downpour towards the end of July filled all the tanks and caused a record flood in the Mahi and a heavy one in the Narbada, with the result that several villages on their banks in Kaira, the Panch Maháls and Broach were inundated. Some alluvial land was washed away and many people rendered homeless and destitute: those in distress were helped with tagái and in the Godhra taluka of the Panch Maháls also by free grants of timber to rebuild their houses. The Narbada was again in flood a fortnight later. This flood was a record for 30 years and necessitated the grant of remissions amounting to Rs. 5,500 nearly on account of diluvion, a total area of about 600 acres of bet land having been washed away. The land left deteriorated in quality as prices fetched at the next auctions showed. It was fortunate that no loss of human life occurred. A few cattle were carried away, but were subsequently recovered. The rain in the beginning of June facilitated sowing, but the continuous downpour in that month and July materially hampered agricultural operations in respect of the kharif crops in Surat; while the heavy rain in July necessitated resowing in many parts of the Division once or twice and in a few places in Ahmedabad even thrice. In Thána the rainfall was better distributed and timely and consequently the season was more satisfactory than in Gujarát and the kharif and rabi crops better than in the preceding season, the rice crop—the staple produce of the district—ranging from 11 to 15 annas and the warkas, rabi and garden crops from 7 to 14.

The excessive rainfall reduced the outturn of all the kharif crops in Ahmedabad, Kaira and the Panch Maháls, particularly bájri and maize. In Kaira nevertheless all the kharif and rabi crops fared well. The yield from kodra and tur was specially good. There would have been a bumper rabi harvest but for the failure of the late rains. Rice was good in Broach and fairly good in Ahmedabad, excepting the rice lands of eastern Sánand and north Dholka and the area under the command of the Ghoda Feeder where for want of water the crop was nearly a total failure. In the Panch Maháls the crop was better than in the preceding year; whereas in Surat it was excellent, while bájri and jowári were normal. In Broach jowári was little affected. Wheat averaged 8 annas in Ahmedabad. While in the Panch Maháls gram and wheat were nearly 6 annas. In Broach, only parts of Vágra, Ámod and Jambusar

and a few villages in Ankleshwar produced good wheat. The rabi crops in Surat suffered in consequence of the early cessation of the rains and from the ravages of the grasshoppers to such an extent that remissions up to 50 per cent. had to be granted in 21 villages of the Olpád táluka. In Ahmedabad the area under cotton was greater than usual, as apart from the favourable prices which the commodity was at the time fetching it was the only crop that could be sown where the early grain crops had been destroyed by heavy rain. The crop promised well till January when the ravages of rats which appeared all over the district reduced the outturn to nearly 10 annas. In Broach the seedlings of this crop were damaged by very heavy rain in July and so resowing was necessary in some places, and also weeding operations were delayed. But the final outturn was good as the cold weather helped the crop. Grasshoppers made their appearance in the beginning of October, but vanished by the middle of the month, having caused considerable damage, particularly to the south of Narbada. In a few villages of the Hásot Mahál near the sea and the Kim river much land remained waste, as after the failure of the wheat crop on which those tracts mainly depend, it was too late to sow cotton. In Surat the yield of the cotton crop was a little below normal on account of retardation in sowing, but the high prices realized compensated for the lack in quantity. On account of heavy winds in April and May the mango crop in Surat was reduced to 4 annas, while in Thána it was poor.

Rats appeared in large numbers in the three northern districts of the Division. They were seen in Ahmedabad from October to March and caused enormous damage to rag in Parántij and cotton and wheat in the Bhál country. In Kaira they made their appearance fortunately after the removal of the major crops. In almost all the tálukas of the Panch Maháls the rabi crops suffered from their ravages. Swarms of locusts also visited all the tálukas of the district, but flew away without doing any serious damage. Hairy caterpillars and insects played havoc with the young shoots of jowári and hájri in parts of Ahmedabad, necessitating resowing. In parts of Jalálpur and Bárdoli tálukas in Surat, Ratadia (red disease of jowári) injured the crop considerably.

The water-supply was generally ample, except in certain inland and coastal parts of Thána where the usual scarcity of drinking water was felt, and in the Kaira district where most of the village tanks dried up in February or March. The deep-boring at Viramgám has proved a success; another boring has been undertaken at Dholera; but as the water so far obtained is salt, the bore is being driven further. The use of more powerful pumps in the old bore at Dholka has established that there is a sufficient supply of water for the needs of the town and a scheme for its distribution is awaited. The deep-boring operations commenced in Broach City are still in progress and the results are being patiently awaited both by Government officers and the public. Similar operations undertaken in a well at Kareli in the Jambusar táluka of the Broach district, in the bed of the Mahi river where brackish water is usually obtained, have proved successful. In Kaira twenty wells were bored by the District Local Board and one by the Agricultural Department and all but one proved successful. In Thána the Local Boards spent, with the help of a Government grant, Rs. 39,000 on the construction of sixty-nine new wells.

The question regarding the claim of the Kalambandi villages in Kaira to Khari river water still awaits disposal.

#### Commissioner, Central Division.

Generally the season of 1913-14 was more favourable than its predecessor. The south-west monsoon set in early in June and, except in the western tálukas of Sholápur and parts of Sátára and Poona, gave sufficient and well distributed rain till the end of July or beginning of August. In the Nagar district which had passed through a very bad season in the preceding year the early rain was plentiful and enabled large areas to be sown with kharif which flourished except in parts of Jámkbed, Kopargaon and Sangamner. In the Haveli táluka of the Poona district the rainfall of June constituted a record; but its eastern neighbours fared poorly through want of the early rain. The kharif outturn was exceedingly good in West Khándesh, most parts of

Ahmednagar and Násik and in the western division of Poona. The prospects of what promised till the latter part of July to be a very good season were in parts marred by a longish break in the latter part of July and in August. The late rains were insufficient in East Khándesh and the eastern talukas of the Násik, Poona and Sátára districts and entirely failed in the Sholápur district with the exception of the Bársi taluka. The last named district suffered severely during the year, as the kharif had also been lost in the long break in July and August. One taluka, Málsiras, had only  $6\frac{1}{2}$  inches of rain from June to October. Relief of men and cattle in the shape of gratuitous dole, kitchens and poor houses for the former and cheap Government grass for the latter was in consequence rendered necessary. In the Sátára district also the loss of both kharif and rabi crops in the Mán taluka and in the eastern parts of Khatáv taluka and Khandála petha rendered similar relief operations necessary. Elsewhere in the district timely September showers saved the situation.

The eastern talukas of Poona also had a third bad season in succession, though no relief measures were undertaken there.

The cotton crop was good everywhere, especially in the Nagar and East Khándesh districts; but the Collector of the latter district reports that owing to the fall in the price of cotton the profits were below the normal level of the cultivator's expectations. The area under this crop in the Poona district rose from 5,382 acres to 18,948 acres as a result of rain in May. Larger area was also sown with cotton in the Málegaon sub-division of Násik.

Grasshoppers appeared in parts of Niphád and Yeola talukas of Násik and crops were injured to some extent by the pest in parts of five talukas of West Khándesh. During the year rewards were sanctioned for the destruction of wild pigs in the Sátára district. The number destroyed was 125 and Rs. 16 were paid as rewards to begin with. The sub-divisional officer in charge of the western sub-division of Poona complains of the damage done by these animals in the following terms:—

“Wild pigs continued to do damage and defy agriculturists. Fifty-eight gun licenses were issued; but the number of pigs killed is very few in spite of the rewards offered to them. In Mával taluka a band of Katwadis undertook to destroy pigs without guns and I promised them rewards from the funds of the Taluka Local Board. They attacked the pigs with hatchets, country spears, bows and arrows with a flat sharp edged piece of iron affixed to them; but their efforts were not successful, because the pigs found impregnable shelters in the forest in which they were unable to enter on account of restriction of killing animals in forest. If they are permitted to kill these animals in the forest, much good will be done to the cultivators and I think there is no harm in relaxing the forest law in respect of this particular animal.”

As regards irrigation, the area watered by canal as well as by wells and páts in the Poona district increased, but owing to shortness of canal water the crops on hundreds of acres are reported to have been lost. Of the smaller irrigation works the supply of water in the canals in the Kopargaon taluka (Ahmednagar) and in bandharas in Sakri (West Khándesh) was sufficient; while that from Ranjra and Kan rivers (West Khándesh) and from some bandharas in the Násik district was affected by the shortness of the late rains. Irrigated crops were good in all talukas of the Násik district except Niphád and Chándor. In the Nagar district irrigated wheat yielded a poor crop on account of want of manure.

Drinking water was scanty in many villages of the Sholápur district; and its scarcity was felt in parts of Dhulia, Sindkheda and Sakri in West Khándesh and in the eastern and southern divisions of the Ahmednagar district during the hot weather. Rs. 22,592 in Sholápur, Rs. 12,688 in Násik, Rs. 12,357 in West Khándesh and Rs. 10,000 in Sátára were spent on the improvement of water-supply. On the other hand, the copious early rain in the western sub-division of the Poona district set páts running which had no water in them for years past and the remissions of pásthal assessment granted during the year were only Rs. 2,233 against Rs. 7,627 in the preceding year.

As the whole of the Sholapur district except the Bársi táluka was affected by scarcity, gratuitous relief to destitute persons was commenced in January and continued till the end of August. Village servants whose presence in the villages was indispensable were also brought on the dole list and the remuneration of the village officers in 138 villages was brought up to Rs. 4 a month. In the Sátára district similar measures were adopted in 100 villages of the Mán and Khatáv tálukas and the Khandála petha, relief being started in December. The highest figure on the dole list was reached in February when 907 destitute persons were in receipt of relief. About 300 village servants were also gratuitously relieved. The distribution of all relief was discontinued from the end of August 1914. For the relief of cattle 86 lakhs of lbs. of grass were supplied through Government agency in the Sholapur district and 8½ lakhs in the Sátára district.

#### Commissioner, Southern Division.

The season was good in the coast districts of Ratnágiri, Kolába and Kánara; fair in Belgaum and Dhárwár, and poor in Bijápur. The rains started early and propitiously, but held off in August and September, thus damaging the kharif crops and retarding rabi sowings. The October rains revived the crops and enabled rabi sowings; but the later rains failed again and this misfortune, combined with the prevalence of easterly winds, reduced the rabi crops in Bijápur and Belgaum to a poor outturn.

The average outturn of both kharif and rabi crops ranged from 6 annas in Bijápur to 13 annas in Kolába.

The area under cotton decreased from 15.5 lakhs acres to 12.2 lakhs acres, although in the Dhárwár district there was an increase of 27,000 acres. The outturn was fair.

The previous year's late rainfall helped the sugarcane cultivation which rose from 16,000 acres to 20,000, the increase in the Belgaum district being remarkable.

#### *Insect pests.*

No trouble was experienced from insect pests excepting from grasshoppers round the town of Belgaum and in parts of Sindgi táluka in Bijápur. Vigorous operations were carried out against this pest by the Agricultural Association with the assistance of the Agricultural Department in Belgaum, and were attended with considerable success.

#### *Wild animals.*

Elephants appeared in Honávar and a few other tálukas of the Kánara district and destroyed crops worth about Rs. 2,700.

Wild pigs as usual damaged crops in Kánara, Dhárwár, Belgaum and Kolába. 2,500 were destroyed in the three latter districts and rewards for their destruction were distributed freely and several new licenses for guns for the protection of crops were issued. But although the cultivators have been stimulated to a considerable increase of activity, measures on a larger scale appear to be required. Mr. Lynch-Blosse remarks:—

“The damage wrought by wild pig in the Mallad tracts presents a problem which has still to be solved. The grant of licenses is a slight palliative, though license-holders often use their guns to frighten pig only; fails for the claiming of rewards can easily be obtained from Gollars. But this is at best only a partial remedy and no serious effort at extermination has yet been undertaken. The Mysore system of driving pigs into nets and then spearing them is, I think, worth a trial; but the difficulty is that the Forest Department do not approve of allowing villagers to enter forest.”

The Forest Department and Collectors are being consulted on the subject.

*Water-supply.*

Drinking water was plentiful except in a few villages of the Bijápúr and Dhárwár districts and the Kharapat villages of the Kolába district; but nowhere was the scarcity serious. Water for irrigation purposes was deficient in the Karnátic districts. The question of the improvement of the supply of drinking water is rightly receiving much attention from the Local Boards.

17 Jumper experiments were tried in Kolába, but two only were fully successful and four partially successful, the chief difficulty being to get trained men to work the machinery. It is clearly necessary to go to greater depths than can be attained with jumpers, and the assistance of the boring plant of the Agricultural Department is being requisitioned.

*2.—Cattle and fodder.*

## Commissioner, Northern Division.

Fodder being plentiful, the condition of the cattle was good everywhere except in Thána where, in spite of a plentiful fodder-supply, the condition of the cattle is said to be unsatisfactory as usual. In the Panch Maháls and Broach the number of cattle has increased. In the former district some attempt is being made to improve the breed which at present is of the small but sturdy falvi type. The Kákrejī bull purchased by the District Local Board runs with a very large village herd. Its management was found difficult at first, but time and good advice have surmounted this; and it is said that the Álukdár of Golana (Jhálod) has obtained for the same purpose a bull-buffalo of remarkable size. The stallion stationed in the Pratt Dispensary at Godhra is in demand. The location of a stallion at Broach where the number of horses is fast increasing is recommended by the Collector (Mr. Alcock).

The annual cattle show held at Sarkhej in Ahmedabad proved a success. No horse show was held here during the year, as the increased Government grant on which it mainly depends was received too late to make the necessary arrangements in advance for the purpose.

Except for a few outbreaks of rinderpest the year was on the whole a healthy one for cattle in the districts of Ahmedabad and Broach. In the other four districts, rinderpest, hæmorrhagia septicæmia and foot and mouth disease prevailed more or less; while surra killed off a large number of ponies in Furbád and Kalyán in Thána, thus causing a great loss to tonga-owners. Várdi taluka in Surat suffered from a virulent attack of rinderpest which carried away 182 heads of cattle out of 480 affected. In Kaira, out of 385 cases of hæmorrhagia septicæmia 332 proved fatal, while in the Panch Maháls, out of 1,108 animals attacked by various diseases 194 died. In the Thána district, the Váda and Bhiwndi talukas suffered most. Foot and mouth disease made its appearance in four villages of Kaira, but there was one death only against 12 attacks. Anti-rinderpest inoculations are becoming more and more popular in all parts of the Division and the promptitude with which it is everywhere reported that the Veterinary Assistants attend to the calls of the public is noteworthy. It is however a matter for regret that their efforts were considerably hampered by the failure of the serum manufacturing plant at Muktesar when the serum was very badly needed. Out of 934, 1,001 and 1,538 animals inoculated in Kaira, Surat and Thána respectively, only one, four and six succumbed to the disease. In the Panch Maháls the operations numbered over 1,100, but the mortality has not been reported. The figures are discounted by the fact that in many cases the outbreak is on the wane when inoculation is started, but making due allowance for this its preventive value cannot be gained. The system introduced in Thána of intimating such outbreaks to the Veterinary Assistants by means of post cards has given satisfactory results.

The new Veterinary Dispensary undertaken at Viramgám has been completed, while the establishment of one at Dhandhuka is under contemplation. The site of the Dholka dispensary has been bought with the help of a fund raised locally for the purpose. The District Local Board, Surat, are constructing a Veterinary Hospital building at Bulsár with the assistance of the local

Municipality and a donation of Rs. 5,322 made by Khán Sáheb Kavasji Dhanjibhai Dhanbhura, an inhabitant of the town.

The fodder-supply was generally abundant and satisfactory; in Broach it was sufficient for the needs of the district only; whereas in Thána it was as usual far in excess of local requirements. Prices ruled high in Surat and Thána in the earlier part of the season when large quantities of grass were exported to Bombay; but the exportation was hampered to a certain extent by a shortage of wágons. Later on prices fell, with the result that large stocks remained unsold at the commencement of the rainy season. It is interesting to note that in some important villages in Surat rice lands are left fallow for grass, as it is costlier to import it from outside. The larger grass areas in the Thásra and Kapadvanj tálukas in Kaira, on which other districts depend more or less for their fodder-supply, have been given out for cotton cultivation. There will, however, always be ample grass for local requirements.

#### Commissioner, Central Division.

The favourable nature of the season generally improved the condition of cattle in the Division except in the affected parts of Sátára and Sholápur. The Collector of Ahmednagar reports that the losses caused by the last two famine years are being steadily replaced. In Násik, notwithstanding the loss of some useless and weak animals caused by excessive moisture in the west and drought in the east, the total number of cattle in the district increased. Even in Sátára it is reported that no deficiency of cattle was felt in any part and nearly all cattle removed to distant grazing grounds from Mán and parts of Khatáv and Khandála have returned. Pasture forests of Mán and Khatáv tálukas were thrown open to free grazing early in the season and in November the same was done as regards the open forests of Sátára and Jávli tálukas. Government grass was imported and kept at two depôts for sale. In Sholápur about 50 per cent. of the cattle in the six affected tálukas are estimated to have been either sold or taken by their owners to neighbouring districts for grazing early in the season. However, a census of the cattle taken at the end of the season in May disclosed a reduction of only 20,000 out of a total of 3,34,000 in the district and the Collector thinks that many of the 20,000 must have returned to the district after the census. The depletion cannot therefore be regarded as serious. The price of kadbi did not rise as high as in the preceding year owing to the good jowári crop in the Bársi táluca, in the adjoining territory of His Highness the Nizám and in the Nagar district, whilst the importation of large quantities of Government grass doubtless influenced the situation. Consequently cattle mortality was low, as will be seen from the Collector's remarks as follows:—

“It is easy to import food-grain, but fodder, from its bulk, cannot be imported in sufficient quantities to keep alive more than an insignificant portion of the cattle of a district. There is one way and one way only of dealing with a fodder famine on a large scale, and this was the way adopted by the people of their own initiative. They sold off their superfluous stock at the earliest possible moment and left the district with their more valuable plough and milch cattle for the nearest grazing grounds. They thus saved the greater portion of their more valuable animals both inside and outside the district. So large was the exodus that it relieved the pressure on the local fodder-supply to a degree that rendered it sufficient for the remaining cattle, when supplemented by the baled grass imported by Government. It was the exportation of cattle on a large scale, conducted by the people themselves, that saved the situation. Had these cattle remained in the district, they would have died themselves and before perishing they would have consumed so much fodder that the rest must also have starved in enormous numbers.”

There is no systematic cattle breeding anywhere and stud bulls are not very favourably reported on from any district. The remarks of the Collector of Poona fairly represent the situation:—

“Unfortunately no statistics of the work done by the stud bulls are available, as they are let loose in the villages and are not under control. I.



consider this a waste of money and I shall not add any more. The interest of the average villager in cattle breeding is nil. Those who understand what a good animal is, breed for themselves, the poorer ryot is content with anything on four legs; the smaller the better as it eats less. It means longer and slower ploughing, but he is a small land-holder and has plenty of time. It also means less first cost and it is easier to sell in the village a cheap and poor animal than a large and expensive one, although the latter is in very great demand for export to rich localities."

Some efforts are being made at cattle breeding in the West Khándesh district. A breeding farm was established by private enterprise at Ner in the Dhulia táluka for which 100 acres of Government land have been given by the Collector, and proposals for a similar farm at Shirpur are being considered by him. With a view to improving the breed of local ponies a stallion has been kept at the Nandurbár Veterinary dispensary and another at Dhulia.

Cattle diseases, *viz.*, rinderpest, foot and mouth diseases, hæmorrhagia septicæmia, etc., appeared in almost all districts of the Division. These caused about 500 deaths in Ahmednagar and 344 in Poona. The figures from other districts are not reported. Prompt measures taken by the Veterinary Department generally succeeded in checking the spread of diseases among healthy cattle. Inoculation against rinderpest continues to make way—but slowly.

The supply of fodder was generally sufficient and in some places abundant. As compared with the previous two years there was a marked fall in the price of fodder in the Ahmednagar district where there was a considerable surplus stock available for export to the Sholápur district. Rates were favourable in Poona and most parts of Násik, where the supply was plentiful. Owing to scanty rains scarcity of fodder was experienced in Mán and the eastern parts of Khatáv táluka and Khandála petha of Sátára and also in most tálukas of Sholápur. Relief was afforded by allowing free grazing in forests, by large imports of grass and by grants of tagái; and in Sholápur water from the Ekruk tank was offered to agriculturists at reduced rates and to the Famine Relief Fund Committee free of charge. The latter raised fodder crops in 150 acres. Out of the (8½ lakhs lbs.) 7,738 bales of grass sent to the Sátára district only 1,550 were sold to cultivators at the rate of Rs. 1-4-0 per bale (about 110 lbs.) and 405 bales to the Phaltan State, to touring officers and others. About 12 per cent. of the whole stock being coarse grass, it was disposed of by auction and the balance remaining on hand was transferred to Pandharpur where a demand existed. The above figures indicate that imported grass did not find much favour in Sátára and Mr. Brendon writes:—

"Several causes operated to render comparatively useless the measures undertaken by Government for the supply of imported fodder. It is true that the Koregaon depôt was 30 miles distant from the centre of the Mán táluka, but the distance would not have been sufficient to deter the cultivators from taking the grass if they had wished to use it. The cultivators of Mán and Khatáv, however, obstinately refused to try the grass and preferred to import kadbi on their own account, in spite of the fact that they had to pay a larger price for it and to carry it a longer distance. The price of kadbi went up to Rs. 10 per 100 sheaves. In addition, however, to importing kadbi, the cultivators in the scarcity area were able to grow some fodder with the aid of irrigation from their wells, for the deepening of which nearly Rs. 21,000 was advanced as tagái, and some more was grown in the beds of the Pingli and Mhaswad tanks, a concession specially allowed at my request by the Executive Engineer concerned.

"The failure of the operations proves, however, the self-reliance of the people in these precarious tracts. It is clear that they sent away for the season all the cattle which they could not feed and that they possessed resources in wells and money for the provision of fodder for the small number of cattle which they decided to retain."

In the Sholápur district grass was consumed more readily and out of 86 lakhs lbs. supplied 80 lakhs were sold at 7 depôts for cash or as tagái. In the

beginning some difficulty was experienced in this district also in inducing the people to take grass, but as time went on and their needs became urgent it was readily taken up and whole consignments were sold before the waggons had been unloaded.

It is reported from more districts than one that the fodder scarcity of recent years has impressed on the cultivators the need of raising fodder crops and of withstanding the temptation to put unduly large areas under the more paying crops such as cotton and groundnut.

Good work was done by the Famine Relief Fund Committee at Sholapur. They maintained a kitchen for cattle, of which the numbers varied from 249 in December 1913 to 707 in July 1914; purchased Government grass at the fixed rate and gave it out to indigent agriculturists at very low rates; and lent out their own bullocks to those who had none or only one for ploughing and sowing operations. It is reported that about Rs. 13,000 were spent on these objects.

A very successful cattle show was held in March last at Khed in the Poona district at which 378 bullocks were exhibited and Rs. 486 were given as rewards for good specimens.

#### Commissioner, Southern Division.

There is a considerable improvement in the health and the condition of cattle. Outbreaks of disease were less frequent and less serious, and the figures of mortality largely declined.

Veterinary dispensaries continue to grow in popularity and the number of cattle treated has increased everywhere. Most sub-divisional officers press for the opening of more dispensaries. There are now 16 in the 51 talukas of the Division, and there is room for many more.

Projects for the improvement of cattle-breeding are under discussion in several districts, and the advice of the officers of the Agricultural Department is being obtained. This is very necessary in view of the frequent failures of ill-advised attempts at cross-breeding and the importation of foreign and unsuitable species. The poor quality of the cattle in the Konkan receives unfavourable comment from several officers. It is possible that a breed has not yet been evolved which will withstand a rainfall of 100 inches and humid heat of nearly 100 degrees which can graze on a steep hill-side, and yet remain healthy and strong and give a plentiful supply of milk. In Belgaum the experience of the Military Dairy points to the suitability of the Sindhi breed, and as the result of the Willingdon Cattle Show, an association has been formed to encourage cattle breeding.

Fodder was generally sufficient. Attempts are being made to establish a communal system of storage of fodder. The improvidence of the rayat in this respect is generally condemned. There is probably a reason which has not yet been ascertained, possibly the danger of arson. Owing to the want of stored grass, many cattle in the Belgaum district perished through being driven out to graze in a time of heavy rainfall and floods.

Mr. Moysey calls attention to the interesting and little recognised fact that were there is no grazing and stall-feeding is necessary, the condition of cattle is the highest.

The Agricultural Department are seeking to introduce the storage of green fodder in silage pits; with what success is not yet known.

A famine grass depôt was open at Bijapur throughout the year, but the people who are accustomed to feed their cattle with 'kudbi' refused to believe that the cattle would eat grass and made little use of the assistance offered to them.

#### 3.—*Land Revenue—Recoveries, contumacy, etc.*

#### Commissioner, Northern Division.

The jamabandi settlement was everywhere effected in time except in the Sháhápúr and Dáhánu talukas in Thána; in the former the delay, which did not

exceed eleven days, was caused by the inámdár of a sharakati village not preparing the village papers in time; in the latter it was due to the carelessness and indolence of a taláti in keeping his accounts. The Collector has taken severe notice of his conduct.

The following figures supply the details of land revenue for the year :—

1. Arrears at the beginning of the year—

|  | Rs.                |
|--|--------------------|
| (a) Authorised (preceding year's figures were incorrect) ... ..              | 18,25,492          |
| (b) Unauthorised ... ..  | 1,23,959           |
| 2. Current demand of the year ... ..   | 1,06,74,543        |
| Total demand ... ..  | <u>1,26,23,994</u> |
| 3. Suspensions ... ..  | 2,49,222           |
| 4. Remissions, including writes-off ... ..                                   | 3,54,531           |
| 5. Collections (including Rs. 2,754 paid in advance for future years) ... .. | 1,20,02,558        |
| 6. Arrears—  |                    |
| (a) Of current year's demand ... ..  | 11,880             |
| (b) Of previous years ... ..   | 8,557              |

The year's demand rose by over Rs. 3,14,000, contributed chiefly by Kaira. In consequence of the discontinuance of the reductions allowed in the jama of the talúkdári estates since the year 1902-03 and the withdrawal of the concessions allowing remissions of the whole or a portion of the enhanced assessments in the case of certain villages in the Sánand, Dholka, Viramgám and Dhandhuka-tálukas with effect from the year under report, Ahmedabad contributed Rs. 66,000 to the increase; while Kaira exhibited a rise of Rs. 3,00,000 on account of the grant for cultivation of waste lands which formerly produced grass or were covered with bábul jungles and the sale proceeds of babuls cleared therefrom. In round figures an area of 18,600 acres was cleared of bábuls which fetched Rs. 1,31,000, while waste land measuring 54,000 acres and assessed at Rs. 1,00,000 were taken up for cultivation at an occupancy price of Rs. 1,90,000. It is reported that two-fifths of the area has been brought under cultivation. The Panch Maháls showed an increase of Rs. 6,000 nearly owing to grant of more land for cultivation. Against these inflations must be set off a decrease of Rs. 63,807 in Thána, which is attributed to two large items in the preceding year, one on account of capitalized value of loss of Government assessment on lands taken up for railways and the other on account of adjustment of the last ten years' revenue from the pearl fishery which till then was wrongly credited to Local Funds. Surat further reduced the aggregate increase by Rs. 2,500 nearly in consequence of a fall in miscellaneous revenue.

Owing to a partial failure of crops in certain tracts of Ahmedabad, Rs. 10,554 and 6,754 of the suspended arrears of 1911-12 and 1912-13 respectively that were due for collection were re-suspended; while the collection of Rs. 13,272 consisting mostly of jama was postponed in consideration of individual circumstances. In Kaira, Rs. 56,808 were suspended in a few villages of the Mátar, Nadiád and Kapadvanj tálukas in consequence of the damage done to bájri by excessive rain and to later crops by rats, while the sale proceeds of babuls which were wrongly included in jamabandi amounted to Rs. 19,120. In the eastern Maháls of the Panch Maháls, as the yield from crops was not above 6 annas, all the outstanding arrears had to be left over for future collection except in seven villages where it was considered equitable to recover half the revenue suspended in 1911-12. Similarly, Rs. 1,620 were suspended in two villages in Broach from which two years' revenue was due, as the condition of the crops did not justify the levy of more than 1½ times the assessment. The suspensions in Thána amounted to Rs. 12,000 in round figures. They were mostly confined to the Salsette táluka and were entirely on account

of non-agricultural assessment the recovery of which was postponed pending the decision of the Special Officer in the matter.

The land revenue, including the suspended revenue of 1911-12 and 1912-13, that was put down for collection during the year, and unauthorized arrears, was everywhere collected without difficulty, though some firmness was required in the South Daskroi and Dhandhuka talukas of Ahmedabad, in Kaira and in the Kalyán taluka of Thána. The results are most satisfactory everywhere and have not been equalled for a number of years. Kaira exhibits almost a clean sheet, while Surat has once more tied its own record, not leaving a pie in arrears. Ahmedabad and Kaira have a percentage of arrears of not more than 2, while in Thána and the Panch Maháls it does not exceed even one. Owing to the delay in the reaping of the cotton crop, orders were issued in Broach that the collection of the revenue should not be vigorously undertaken until the middle of March. For the same reasons it was postponed in Surat from February to March.

Ahmedabad shows arrears of Rs. 3,388 only, out of which Rs. 2,017 are due from the Káthiáwár States on account of Ghasdana and Rajachithi cesses. The small arrears of Rs. 1,939 in the Panch Maháls belong to the eastern Maháls where for the reasons mentioned above the holders were unable to pay. The amount of Rs. 2,286 outstanding in Broach is due from two recalcitrant bhágdárs whose bhágs have consequently been dismembered and steps against whom for recovery are in progress. Out of the outstanding arrears of nearly Rs. 10,000 in Thána, over Rs. 6,000 are on account of non-agricultural assessment and most of the remainder is due from residents in Bombay recovery from whom is a troublesome task. In respect of the non-agricultural assessment which has to be suspended pending decision of cases by the Special Officer, the Collector of Thána has, it seems, issued instructions that the necessary sanction for suspension should be obtained in good time and not just before the close of the year. Coercion was very sparingly resorted to. It was only in the South Daskroi taluka in Ahmedabad that some arrests were made, but they were very few and adopted in cases of proved necessity only.

It was only in Ahmedabad, Broach and Surat that remissions proper were granted on account of the unfavourable circumstances of the year. Himáyat amounting to Rs. 5,735 was remitted in Ahmedabad in the case of those lands which failed to get water from irrigation tanks and Rs. 5,443 as a matter of grace in Broach on account of diluvion; whereas in Surat remissions of Rs. 9,244 were granted in consequence of the damage done by grasshoppers last autumn in the Olpád taluka and in one or two villages of Chorási. Further amounts of Rs. 24,918, 12,100 and 4,488 were written off as irrecoverable in Ahmedabad, Kaira and the Panch Maháls respectively. Besides these, remissions of enhanced assessments were granted to the extent of Rs. 40,150 in certain villages of all the talukas in Ahmedabad; similar deductions of Rs. 4,695 were allowed in the jamas due by certain Dholera talukdárs in consideration of compensation for their bunder rights. In Kaira the special reductions of assessments in the Mátar and Mehmabad talukas amounted to Rs. 62,602 and Government have sanctioned their continuance till the introduction of the revised settlement for the purpose of which a Special Officer has been deputed from the current cold weather. A similar concession in the Thásra taluka, which amounted to Rs. 18,000 during the year, will be discontinued under Government sanction with effect from the current year. Of the remissions in the Panch Maháls, Rs. 1,657 are accounted for by the introduction of the revision survey settlement in the Kálol and Dohad talukas, Rs. 1,020 by the abolition of the Ghasdana and Rajachithi cesses pending correction of Government records and Rs. 1,200 by opium compensation. In Broach, Rs. 85,032 were, as in the preceding year, remitted on account of revision survey settlement and erosion and water-logging in certain villages of the Ankleshwar taluka, while in Surat remissions of Rs. 24,529 were granted on account of water-logging. Of the total remissions of Rs. 26,107 in Thána, Rs. 16,376 were confined to Salsette on account of the settlement of non-agricultural assessment either for a lump sum or for execution of agreements to pay composition rates; while Rs. 7,653 were released in appeal out of the fine originally levied for removal of earth by a railway contractor.

## Commissioner, Central Division.

The jamábandi settlement was effected everywhere in time except in the Nagar and Akola talukas of the Ahmednagar district and Purandhar and Bhimthadi talukas of the Poona district. The delay is attributed to change in personnel in the first two talukas and to negligence in the timely preparation of accounts in the other two.

The details of land revenue of the year are given in the following statement:—

| Name of District. | Past arrears. |               | Current demand. | Total demand. | Suspensions. | Remissions. | Collections. | Unauthorized arrears. | Remarks.  |
|-------------------|---------------|---------------|-----------------|---------------|--------------|-------------|--------------|-----------------------|---|
|                   | Authorized.   | Unauthorized. |                 |               |              |             |              |                       |   |
|                   | Rs.           | Rs.           | Rs.             | Rs.           | Rs.          | Rs.         | Rs.          | Rs.                   |   |
| Ahmednagar ...    | 17,21,822     | 4,663         | 17,13,570       | 34,40,355     | 5,24,765     | 17,719      | *29,20,474   | 1,114                 | * Including Rs. 23,917 collected over and above the demand. |
| East Khándesh ... | ...           | ...           | 20,04,875       | 20,04,875     | ...          | ...         | 29,04,975    | ...                   |   |
| West Khándesh ... | 4,00,104      | 1,530         | 19,82,693       | 23,20,328     | 01,007       | 33,777      | 22,25,454    | ...                   |   |
| Násik ...         | 89,891        | 212           | 19,85,078       | 17,75,781     | 53,042       | 76,117      | 19,45,091    | 41                    |   |
| Poona ...         | 5,06,284      | 3,977         | 14,34,781       | 20,05,023     | 6,74,334     | 72,652      | 12,58,030    | ...                   |   |
| Sátára ...        | 08,392        | ...           | 19,70,276       | 20,44,668     | 1,51,707     | 42,769      | †18,50,192   | ...                   | † Inclusive of Rs. 17,162 recovered in preceding year.      |
| Sholápur ...      | 5,22,345      | 1,940         | 13,05,899       | 18,30,184     | 11,50,618    | 5,043       | 6,72,533     | 1,140                 |   |
| Total ...         | 34,34,618     | 12,531        | 1,23,73,704     | 1,63,21,113   | 26,16,063    | 2,48,977    | 1,31,77,595  | 2,295                 |   |

There was a net increase of Rs. 39,100 in the current demand of the year. Increases aggregating Rs. 1,30,800 were due to the favourable character of the season in the Ahmednagar district, large sales of Government land for cultivation in East and West Khándesh districts and the levy for the first time of the revision rates in the Málegaon and Báglán talukas of the Násik district. These increases were however partly counterbalanced by decreases in the Sátára, Sholápur and Poona districts which amounted to Rs. 91,700.

The total demand due for collection was Rs. 163 lákhs and the amount actually collected was Rs. 134 $\frac{3}{4}$  lákhs or Rs. 6 lákhs more than the amount fixed as revenue for the year. The past arrears in Ahmednagar and West Khándesh were considerably reduced.

Out of the total demand of the year of 163 $\frac{1}{2}$  lákhs 134 $\frac{3}{4}$  were collected, 26 suspended and 2 $\frac{1}{2}$  were remitted. Unauthorized arrears have been reduced to a minimum which shows that, given judicious working of the suspension and remission rules, timely measures for collection and the assumption of a strong attitude in cases of real contumacy, full collections present no great difficulty. The possession by the district and taluka officers of energy, good sense and a knowledge of their charges is however indispensable as ever, and all credit is due to them for the results of the year. The two Khándesh, Poona and Sátára claim the honour of a clean sheet. Owing to the failure of the crops over 6/7ths of the Sholápur district and about 1/3rd of the Poona district, large suspensions were given in these two districts and these suspensions alone make up between them about 2/3rds of the total amount under suspension in the Division. Very satisfactory progress was made towards the reduction of suspensions in the Nagar district where excellent kharif and fair rabi crops admitted in most parts of the collection of four instalments and in others of three. It is reported that they were collected without difficulty or recourse to coercive measures, clear and early intimation of the Government demand having smoothed the way of both tax-payers and Collectors. The outstanding suspensions of 5 $\frac{1}{4}$  lákhs in this district will be wiped out in the current year. In the Sátára district here were outstanding suspensions of Rs. 68,000 at the beginning of the year in the Mán taluka alone and the season having failed again in that taluka it was found necessary to suspend the current year's revenue of that taluka as well as of parts of Khatáv taluka and Khandála petha.

Remissions aggregating Rs. 2½ lakhs were due to the introduction of revised rates into some talukas of the West Khándesh and Násik districts, to the remission of water rates in the Násik and Sátára districts and to automatic remissions under the rules.

Beyond a few notices under section 152 and fines under section 148, Land Revenue Code, coercive measures were scarcely used. The absence of any need for coercive measures in the two districts (Sátára and Sholápur) in which famine conditions prevailed is particularly satisfactory and the remarks of the Collectors of these districts are quoted below :—

*Sátára.*—“Contumacious default has completely disappeared and the amount of compulsory process resorted to was infinitesimal. The number of holdings in the district is nearly a quarter of a million, but notices of demand were issued only in 66 cases, fine for delay in payment was imposed in 212 cases and distraint of moveable property was effected in two cases. In two cases only was forfeiture of land necessary and in these cases the land was very poor, the assessment being Rs. 7 on an area of 24 acres.

“This most satisfactory result is due to three causes: the insistence on punctual payment, the adoption of immediate measures for recovery in cases of default and the careful inspection and estimation of the crops in all parts of the district for the purpose of fixing the demand, which was notified before the date of the first instalment. Well-to-do cultivators now frequently elect to pay their dues in a lump at the first instalment.”

*Sholápur.*—“In spite of the unfavourable character of the season collections were made without an undue amount of coercion—an indication of the skill and care with which the anna valuation of crops was made by the sub-divisional officers. In the Sholápur taluka section 148 of the Land Revenue Code was resorted to for the recovery of Rs. 401, penalties being inflicted in 31 cases out of 39 for the whole district. Forfeiture of land under section 153 was ordered in 22 cases for past arrears of Rs. 2,100 in the Karmála taluka only. Distraint under section 154, Land Revenue Code, was resorted to in three cases only and the arrears were paid off before the property became due for sale. Recourse to the extreme remedy of arrest and imprisonment under section 157, Land Revenue Code, was not necessary in any taluka. Irrigation revenue to the amount of Rs. 1,07,539 was set down for collection during the year under report, and Rs. 98,049 were collected. Rs. 260 have been remitted and the balance of Rs. 9,230 outstanding at the close of the year has since been recovered. On the whole, land revenue and irrigation dues were recovered almost in full and with ease.”

#### Commissioner, Southern Division.

The jamábandi settlement was effected in time in almost all the talukas of the Division, the delay in the case of five talukas being slight.

The subjoined statement gives the figures of demand, collection and balance of the year :—

| Name of District. | Past arrears. |                | Current demand. | Suspend-ions. | Remis-sions. | Collec-tions. | Ar-rears. | Remarks. |
|-------------------|---------------|----------------|-----------------|---------------|--------------|---------------|-----------|----------|
|                   | Autho-rized.  | Unautho-rized. |                 |               |              |               |           |          |
|                   | Rs.           | Rs.            | Rs.             | Rs.           | Rs.          | Rs.           | Rs.       |          |
| Belgaum ... ..    | 9,900         | 4,400          | 10,52,000       | 56,300        | 6,300        | 15,09,500     | 4,200     |          |
| Bijápur ... ..    | 1,92,300      | 7,900          | 14,74,000       | 3,36,800      | 30,800       | 13,04,000     | 2,600     |          |
| Dhárwár ... ..    | 93,300        | 2,800          | 20,39,400       | 59,200        | 38,600       | 20,38,000     | 400       |          |
| Kánara ... ..     | 200           | 2,900          | 0,07,300        | Nil           | 6,300        | 0,92,800      | 1,500     |          |
| Kolába ... ..     | 1,300         | 100            | 13,34,500       | 1,200         | 100          | 13,34,500     | 100       |          |
| Ratnágiri ... ..  | 19,900        | 200            | 0,40,000        | 14,100        | 30,300       | 0,15,400      | 300       |          |
| Total ... ..      | 3,16,900      | 18,400         | 33,37,200       | 4,67,600      | 1,11,600     | 60,84,200     | 8,900     |          |
|                   |               | 90,72,500      |                 |               |              | 90,72,500     |           |          |

The current demand increased by about Rs. 1,47,000, due to (1) the sale of attached sanadi lands alienated to outsiders in the Belgaum district, (2) the

sale of Government (*sheri*) lands in the Ratnágiri district, and (3) the introduction of revised rates in two *tálukas* of the Dhárwár and one of the Ratnágiri districts.

Collections were effective in all districts, unauthorised arrears at the end of the year being nominal—less than one rupee per 1,000. The *Mámlatdárs* as a whole have been commended for their work in this respect. Coercive processes were fewer; and fines under section 148, Land Revenue Code, on contumacious defaulters were less than 300 for the whole Division, since wealthy absentee landlords who had previously given some trouble in the unpunctuality of their payments have been brought to recognise their responsibilities.

Suspensions on account of the unfavourable nature of the seasons were granted in 5 *tálukas* of the Belgaum district, 5 of Bijápur and 3 *tálukas* and one Mahál in the Dhárwár district. In the preceding year, suspensions were granted only in the Bijápur district and consequently the total suspended revenue in these three districts rose from Rs. 2,95,000 to Rs. 4,52,000, Rs. 1,63,000 out of the latter being re-suspensions. The remissions were chiefly on account of the introduction of revision settlements; and none were due to the recurrence of suspensions. The punctual collection of over 90 lákhs of rupees with practically no coercion or difficulty is a gratifying sign of the efficiency of the administration and of the willing co-operation of the people.

#### Extract.

##### NORTHERN DIVISION.

H. L. Painter, Esquire, I. C. S., Collector, Ahmedabad.

The recovery of  $1\frac{1}{2}$  assessment in each of the years succeeding the recent famine, thus extinguishing in two years the last traces of that visitation, and in addition to this of the heavy unauthorised arrears which had gone on accumulating for some years before the famine, is an accomplishment which was possible only because, thanks to very fair crops, the vigilance, activity and firmness of the revenue officers, instead of being thwarted, were actually responded to by the cultivating community's readiness to discharge their obligations to the Government which had tided them over the days of drought. No undue pressure was used, though in the few cases of recalcitrancy which did occur, those responsible for collection did not shrink from coercive action, or even from the extreme measure of arrest, which, except in one case, immediately produced the desired result.

#### 4.—*Takávi*.

##### Commissioner, Northern Division.

The following statement shows the transactions of *tagái* during the year:—

|  |           |
|--|-----------|
| 1. Amount advanced during the year—  | Rs.       |
| (a) Under the Land Improvement Loans Act ...   | 47,976    |
| (b) Under the Agriculturists' Loans Act ...  | 1,86,170  |
| 2. Demand put down for collection ...  | 19,79,316 |
| 3. Amount collected (excluding over-collections of Rs. 28 to be refunded and voluntary payments of Rs. 14,438 made in advance) ... | 19,41,655 |
| 4. Remissions ...  | 15,511    |
| 5. Suspensions ...   | 7,761     |
| 6. Balance outstanding ...   | 14,948    |
| 7. Total outstanding debt (principal) at the close of the year ...   | 38,85,099 |

The amount of *tagái* advanced during the year under both the Acts was one-third of that given in the preceding year. Sums advanced under the first Act were to those advanced under the second as 1:2 in Ahmedabad, as 1:4 in Kaira and as 1:3 in the Panch Maháls; while in Broach and Thána it was as 5:4 and 7:4 respectively. Owing to the grant of large amounts under the Agriculturists' Loans Act during the last famine, advances were given very sparingly in the four northern districts. The percentage of grants consequently dropped to 4, 8, 25 and 15 in Ahmedabad, Kaira, the Panch Maháls and Broach respectively. In Surat and Thána it went down to 75. Besides actual advances of Rs. 3,413 in Ahmedabad, Rs. 86,262 were debited against the district during the year on account of expenses incurred in 1911-12 in deporting cattle from

the Viramgám and Dholka talukas, including the Sánand mahál, to the Gir Forests and on account of grass tagái. In Kaira, Rs. 5,000 were advanced to one person for the purchase of an oil-engine, while Rs. 1,200 were granted in Surat for the installation of a pumping machine for irrigation. The Government grain depôts in Thána are doing much useful work on tagái lines; six private depôts have been opened in the Umbargaon and Mokháda pethas. In one sub-division in Surat the hope is expressed that in consequence of the rapid progress of the co-operative movement, no tagái will be required after a few years.

The amounts of tagái put down for collection were recovered without difficulty and the balance outstanding nowhere exceeded 1 per cent. except in the Panch Maháls where it was nearly 2½. In Broach and Thána arrears were practically nil, while Surat shows, as in the case of land revenue, a clean slate. The recoveries in Ahmedabad, the Collector states, leave no doubt as to the soundness of the joint bond system. The portion outstanding in the Panch Maháls is such as will mostly have to be written off ultimately; but before doing so every possible measure for its recovery is being tried. In this district and in Broach and Surat voluntary payments made in advance on account of future demands amounted to Rs. 6,088, 6,181 and 2,096 respectively. On account of damage by rats and the late season in Dholka, instalments of tagái in the Bhal and a few other villages were postponed for a year. Tagái is distributed in the Dángs in Surat from the district grant and the Dangis "simple and primitive" as they are, are very regular in their repayments. Mr. Painter's remarks, re-produced below, on the report of one of his sub-divisional officers are instructive:—

"The personal action taken by Mr. Sedgwick in scrutinizing the individual tagái accounts of the North Daskroi taluka and revising the instalments where indicated, is one which might well be followed everywhere, since under the new system these instalments are fixed by the Mámldár or Mahálkari on a consideration of the borrower's capacity to pay and the necessity of constant supervision is obvious."

No cases of misappropriations of tagái came to light in Ahmedabad and the Panch Maháls; elsewhere they were very few and were dealt with according to rules. Mr. Fox in Thána has introduced the system of branding with the letter "T" cattle purchased with the help of tagái and it remains to be seen how far it succeeds.

Tagái works were sufficiently inspected by all officers on the whole.

Commissioner, Central Division.

The following statement shows the details of tagái advances and recoveries in each district:—

| Name of district. | Amount advanced.                      |                                     | Total advances. | Amount for collection. | Collection made. | Amount suspended. | Unauthorised. | Total debt outstanding. | Remarks.  |
|-------------------|---------------------------------------|-------------------------------------|-----------------|------------------------|------------------|-------------------|---------------|-------------------------|---|
|                   | Under the Land Improvement Loans Act. | Under the Agriculturists Loans Act. |                 |                        |                  |                   |               |                         |   |
|                   | Rs.                                   | Rs.                                 | Rs.             | Rs.                    | Rs.              | Rs.               | Rs.           | Rs.                     |   |
| Ahmednagar ...    | 40,497                                | 1,08,072                            | 1,52,669        | 2,17,586               | *1,45,267        | *60,051           | *1,121        | 32,24,280               | *The excess of collections, suspensions and writes-off over the demand is due to over-collections in some cases. Rs. 1,401 written off.<br>† Exclusive of Rs. 4,358 on account of voluntary payments and summary recoveries.<br>‡ Rs. 2,502 written off.<br>§ Exclusive of Rs. 15,500 on account of voluntary payments.<br>   Exclusive of Rs. 12,503 on account of voluntary payments and summary recoveries.<br>¶ Exclusive of Rs. 1,701 on account of voluntary payments, etc. |
| East Khándesh ... | 10,665                                | 9,700                               | 20,365          | 61,233                 | 53,916           | ...               | 317           | 1,45,348                |   |
| West Khándesh ... | 13,270                                | 48,934                              | 61,604          | 1,10,822               | 1,10,773         | ...               | 40            | 1,13,604                |   |
| Násik ...         | 18,697                                | 17,773                              | 36,450          | 174,540                | 174,445          | ...               | 92            | 1,61,113                |   |
| Poona ...         | 20,993                                | 0,461                               | 80,455          | 11,67,446              | 11,01,854        | ...               | ...           | 0,98,493                |   |
| Sátara ...        | 37,150                                | 5,551                               | 42,701          | 84,548                 | 84,313           | .                 | 35            | 3,52,633                |   |
| Sholápur ...      | 1,31,200                              | 2,51,136                            | 4,12,336        | 62,500                 | ¶62,316          | ...               | 214           | 8,27,936                |   |
| Total ...         | 2,61,464                              | 4,75,023                            | 7,56,400        | 8,03,365               | 7,26,417         | 60,054            | 1,858         | 40,18,278               |   |

The amount of tagái advanced during the year was Rs. 7,56,490, of which more than half was taken by the Sholápur district alone. In all other districts,



except Ahmednagar, the amounts advanced were small, while the recoveries were on an increased scale. As a result, the outstanding balances in these districts are steadily decreasing. In the circumstances of the year the large advances in the Sholapur district could not be avoided. They were made early in the year for the replenishment of water-supply by sinking new wells and deepening old ones, later on for fodder, and at the commencement of the rains of the current year for the purchase of bullocks and seed. The amounts advanced would have been much larger still, but for the introduction of the system started by Mr. Mead in the Ahmednagar district in the preceding year whereby the uneconomic holder, *i. e.*, the man whose holding was not large enough to support him and his family in a normal year, was excluded from the benefit of tagái. The Collector writes as follows:—

“The classification of agriculturists into economic and uneconomic holders for the purpose of granting tagái loans was a novel feature of the year. Holdings assessed at Rs. 5 and below were classed as uneconomic. Of the total number of 93,541 holdings in the district, 25,370 were classified as uneconomic. Villagewar lists of economic and uneconomic holders were prepared by Mámlatdárs in all tálukas. The experiment is reported to have worked excellently. It simplified disposal of the mass of applications, and avoided the frittering away of funds on petty cultivators whose holdings even in a normal year are insufficient for their maintenance. The petty holder, who is known to his neighbours as an honest and hard-working man, can still obtain tagái under the joint bond system. This should tend to popularise the joint-bond, and familiarise the rayat with the use of joint-credit, from which it is a short step to the Co-operative Credit Society.”

Owing to the large advances made in this district and the unavoidable absence of large recoveries in the Ahmednagar district on account of the prior demand of heavy outstandings of land revenue, the total outstanding debt has decreased by the insignificant sum of Rs. 10,000 only (from 48,28,000 to 48,18,000). Large recoveries are expected in the current year in both these districts. In spite of the scarcity prevailing in parts of the Sátára district, the outstanding debt decreased by Rs. 29,000, recoveries being twice the amount of fresh advances.

A fair amount of inspection of tagái works is reported to have been done, but a proper record of it is not kept by all sub-divisional officers. The Collectors should insist on such record being kept. Cases of misappropriation of tagái advances have occurred in all districts and it is reported that immediate repayments of the advances were insisted on where misappropriations were proved.

Commissioner, Southern Division.

The total amount of loans advanced under both the Acts was Rs. 3,25,922, while the demand put down for collection during the year was Rs. 5,64,180. Of this sum, about Rs. 17,700 were suspended mostly in the Karnátik districts, Rs. 303 remitted and Rs. 192 written off. But at the same time over-collections amounting to Rs. 12,105 (these again mostly in the Karnátik districts) were made, the amount thus collected being voluntary payments on account of demands for future years and recoveries made summarily owing to the misapplication of grants. The net amount collected was Rs. 5,50,000. The collections in Dhárwár and Kánara and Kolába have been particularly satisfactory. The total outstanding tagái debts are shown by districts below:—

| District. | Total outstanding debts on account of tagái. |
|-----------|--|
|           | Rs.  |
| Belgaum   | 3,99,000                                     |
| Bijápur   | 5,56,000                                     |
| Dhárwár   | 6,27,000                                     |
| Kánara    | 59,000                                       |
| Kolába    | 44,000                                       |
| Ratnágiri | 16,000                                       |
| Total     | 17,01,000                                    |

The tagái system is very little developed in the coast, owing it is reported to the prevalence of the khoti tenure.

Rs. 200 were given for rebuilding burnt houses and huts in Kolába—a special feature of the Konkan districts.

The inspection of tagái works by sub-divisional officers has been satisfactory. Cases of misapplication are not uncommon, but have been summarily dealt with. There is much room for improvement in the matter of inspection of the works by subordinate officers and I am issuing instructions drawing attention to this important duty. The joint bond system is working well in some tálukas, and is worthy of further development.

Rs. 14,000 advanced under the Land Improvement Loans Act in the second division of the Dhárwár district was for the hire of the steam plough which cleared of hariali 750 acres in the Ránebenur táluka. The use of tagái for the "strengthening" of agriculture by modern machinery is most appropriate.

It has been reported that the eradication of deep-rooted weeds from an acre costs on an average Rs. 20 by the steam plough, Rs. 33 by the bajac plough and Rs. 40 by manual labour, while in the last case the eradication is not nearly so thorough. The rent of fields so ploughed is said to have doubled.

#### 5.—*Trade and Industries.*

##### Commissioner, Northern Division.

For the spinning and weaving mills which carry on the most important trade in the Division the year was a fair one. The number of such mills in Ahmedabad, all but three of which are situated in Ahmedabad City, rose to 60 on account of the construction of 8 new ones and is likely to increase still further when one or two in course of construction are completed. In Surat the Swadeshi Mill went into liquidation, whereas the Peoples' Spinning and Weaving Company had to stop work for a considerable time. The business has since been purchased by an Ahmedabad millowner. The Bobbin Factory near the Surat Railway Station closed down.

With a good cotton crop the gins and presses in Ahmedabad, Kaira and Surat found ample employment throughout the year, while Broach which contains practically no trade or industry except that connected with cotton, carried on a large export trade; in this district too the gins worked at full pressure for five months nearly, while the spinning and weaving mills were kept busy all the year round. The ginning factory started at Hálol in the Panch Maháls during the preceding year closed its doors and a new one has been started at Olpád in Surat where, out of 29 such factories, 22 came under the Factory Act; in Ahmedabad 16 were brought under the Act. The gin-owners in Surat having failed to form a combine, the cotton cultivators were able to sell their produce at full market rates; in Broach attempts are being made to free the latter from the clutches of the brokers of large Bombay firms.

Minor industries and trade thrive as usual. In Ahmedabad an oil factory was started and a second match factory was opened towards the end of the year. Two new flour and rice mills came into existence in the Bárdoli and Mándvi tálukas in Surat, while a fourth flour mill has been established at Godhra. One factory for manufacturing sugarcandy and treacle was opened at Párdi in Surat. The newly established sawing mill at Godhra has supplied a long felt want, while a second one has recently been started at Sanján in Thána. The Indian Cotton Oil Company at Vejalpur in Surat held an agricultural show in the Christmas holidays by way of advertisement. The glass factory known as the Western India Glass Works, Limited, started at Sunth Road in the Panch Maháls closed its business after working for six months as capital for reconstruction was not forthcoming. The Bamankua Manganese Company handed over its mines for management to the Shivrajpur Syndicate. The factory which Messrs. Mawson and Company were constructing at Marwe in the Salsette táluka of the Thána district for manufacturing bricks and tiles from sea-sand by a special process has almost been finished and will, it is expected, commence

to work during the current year. The bangle industry at Tárápur and Chinozni made satisfactory progress. The four brick manufacturing factories at Bulsár in Surat exported a very large number of bricks to Bombay.

The timber and charcoal trade was steady in the Panch Maháls, while it throve as usual in Thána. Hopes are entertained that the new provincial road from Mándvi to Jhankhvav will facilitate the timber and grass trade in Mándvi. The Panch Maháls and Broach carried on a brisk trade in exporting grain and mhowra flowers respectively, while the cocoanut trade in the latter remained steady. The Broach and Tankaria ports exhibited a distinct rise in receipts. Creameries in Kaira are on the increase, as the separated milk is no longer thrown away as waste but is converted into casein. The export trade in milk from the villages in Thána on both sides of the two railways to Bombay flourished as usual. The export trade in cigarettes from Borsad to Rangoon and Calcutta is increasing. I have heard it whispered that tobacco from Nadiád finds its way to Egypt. The grass traders in Thána suffered a loss on account of the shortage of wagons for transport as mentioned above.

A notable feature of the year was the failure of the various banks in India, which however nowhere affected trade to any great extent, as mostly the savings of private persons and not commercial capital were lost; though on account of the contraction of credit the spinning and weaving mills were over-stocked with goods.

The results of the opening of the Nadiád-Kapadvanj Railway have so far not been encouraging. The Godhra-Lunáwáda and the Billimora-Kalamba Railways were respectively opened for traffic on 4th December 1913 and at the close of the year under report; but the latter has commenced to run from Billimora to Uni only; while the Petlad-Waso Line, though finished, has not been opened to traffic. Government have sanctioned the survey of the extension from Waso to Pij. The Nadiád-Kaira Line has been fully surveyed, but with no further progress. It has been decided to extend the Ahmedabad-Dholka Railway to Dhandhuka and thence to Ranpur or Botad, a station on the Bhávnagar State Railway. The Bhal tract and the Kaner of Dhandhuka in Ahmedabad will greatly benefit from the extension. The Wasad-Kathana Line or an alternative to it in Kaira is still under consideration; while Messrs. Killick, Nixon and Company's intention to extend the Shivrajpur Light Railway to the Pani Mines has not fructified owing to the war, the Pani Mines being in the hands of a German firm.

#### Commissioner, Central Division.

Excellent outturn of cotton in Ahmednagar gave ample work to the gins and presses in the district which had remained closed during the preceding year; and a large number of bales were received and sold in the cotton market at Nagar. The cotton ginning factories in West Khándesh, Násik and Sátára also did well. Large imports of cotton from His Highness the Nizám's State fully employed the factories and presses in the Sholápur district, though the cotton crop in the district had entirely failed. The mills at Jalgaon and Amalner were busy throughout the year; but those at Sholápur and Bársi had a poor season, as the prevailing scarcity reduced the purchasing power of the people. Unexpected falling off in the price of cotton later in the year caused heavy losses to dealers in the West Khándesh district.

Of staple products, trade in food stuffs and oil-seeds in the West Khándesh district and in groundnut, turmeric and oil in the Sátára district flourished. The sale of timber from the Násik Dángs and at Nandurbár was brisk: Navápur grass was extensively supplied for the scarcity areas in the Sholápur and Sátára districts: and a considerable quantity of hirda was exported from western parts of the Poona district.

As regards minor industries, hand loom weavers continue to work in their old way, supplying local demand of silk and cotton cloth and country blankets. The necessarily limited attempts to impart instruction in improved methods

have up to now had little effect on the inherited methods and ideas of the workmen. The following remarks of Mr. Rothfeld are interesting and possibly correct:—

“Generally speaking, there is little effort to use the large sums accumulated in this district from the profits of cotton in any reproductive investments. A certain amount is used in the usual type of money-lending and a very little is used on the improvement of land. The rest lies fallow either in the shape of ornaments or buried in the earth or hoarded in large accumulations in the safes of *sávkárs*. In one village alone I found that two money-lenders had respectively four and six lákhs of rupees lying infructuous in their houses. And there is not a burglary in the humblest cultivator's house in which the thieves do not get away with 300 or 400 rupees in sovereigns. What industrial enterprise there is, is almost entirely confined to foreigners, Gujaráti and Márwári Banias, Kacchi Mussulmans, and a few Bohoras. The native of Khándesh, if he utilizes his savings at all, does so by buying more land at preposterously high prices. Indeed it is hardly an exaggeration to say that land has now to some extent become the highest denomination of currency and a very inflated one.”

The several works started by the American Mission at Ahmednagar such as cloth weaving, metal hammering, carpentry and manual training are progressing. In Poona the Silk and Cotton Mills, the Mundhwa Reay Paper Mills, the glass factory at Talegaon, the Ravivarma Lithographic works at Karla and the Carpet factory at Kunhe worked well during the year. The various small indigenous industries in the city also did well. On the other hand, the factories for the manufacture of paper and glass bangles in the East Khándesh district and the Match factory at Karád failed to hold their own against foreign competition. The button factory at Karla in the Poona district was closed during the year. The Ice factory at Bhusával continued to work, but is reported not to be successful.

The sugarcane industry on the Nira Canal is thriving. The Central Bank lent Rs. 8 lákhs to the sugarcane planters. But the area under sugarcane was smaller than in the preceding year owing to deficiency of canal water.

The Dhond-Barámati Railway started working during the year. The Light Railway between Jámner and Páchora is still under consideration.

#### Commissioner, Southern Division.

The trade of the Southern Division is to the extent of 99 per cent. agricultural or derived from agriculture. Above the gháts, the largest area is under millets with 33 lákhs of acres; but cotton is regarded as the principal source of wealth, representing 12 lákhs of acres, with an outturn of approximately 2 lákhs of bales, and a value of over 300 lákhs of rupees. Connected therewith there are 47 ginning factories, and the spinning and weaving mills of Gokák Falls, Gadag and Hubli, the first two being eminently successful and the third at present in an unsatisfactory condition. The average area under cotton has risen in the last ten years by 2 lákhs of acres, and the establishment of new ginning factories continues, having risen from 20 to 47.

Next in importance comes wheat, with an acreage of 5·2 lákhs.

Conditions in the coast districts are entirely distinct. There we find rice as the principal crop with an acreage of 5 lákhs and small areas given over to the cultivation of valuable garden products, such as spices in Kánara, coconuts and mangoes in Ratnágiri and Kolába.

Industries other than agricultural are rare and of small importance. In parts of Belgaum, where the climate is suitable for buffaloes, ghee is produced and exported in considerable quantity. It would be interesting to know whether the development of this industry is associated with the increase in the price of coconuts which are largely used as an adulterant to ghee.

Hides and skins are exported, but curing factories are in a small way of business.

No change is reported in hand-loom weaving, which continues to follow its ancient methods of production in spite of official efforts to introduce an improved loom.

Other petty industries are :

in Belgaum and Dhárwár, two match factories which are now being assisted by a concession of match wood from the Kánara forests ;

in Kánara, a gulal factory, a tile factory and a sugar-refining and rice factory ;

in Kolába, 21 rice hulling mills, at Panvel, cart wheel factories and one Ayurvedic Drug factory.

Attempts to develop the mining industry have apparently ceased.

The income-tax returns are instructive, and show the stagnation of commercial life in this Division. Of the total assessments under Part IV of Rs. 1,91,000

Bankers and money-lenders contribute Rs. 77,000 or 40 per cent.

Merchants                               "               "   66,000 or 34 per cent.

Agents and brokers                   "               "   20,000 or 10 per cent. ;

in all 84 per cent. is the share of the financier and the middleman. Contractors pay Rs. 7,000 or 4 per cent., and manufacturers Rs. 5,000 or 3 per cent., while lawyers are represented by Rs. 11,000 or 6 per cent., and doctors by not more than Rs. 1,400 or 1 per cent.

#### 6.—Prices.

Commissioner, Northern Division.

The prices of food stuffs already above normal rose still higher everywhere except for seasonal fluctuations which resulted in a slight fall in the price of cereals except bájri in Kaira, maize in the Panch Maháls, jowári in Surat and rice in Thána. Fodder and grass, though plentiful, continued to command high prices except in Surat and Thána where prices fell to a certain extent and caused loss to the dealers. The price of cattle showed no change, though ghee, as was anticipated last year in some reports, fell. The usual explanations are again forthcoming for prices keeping high and I have nothing to add to the remarks made last year. Cotton which last year rose so steadily in value showed a tendency to fall. In Ahmedabad it went down in February and March, but again rose in April and at the end of the year it declined so much that it was below the average of the past five years. In Broach it fluctuated considerably, but never descended below normal. The rates varied between Rs. 140 and 115 per bhar of 960 lbs. which in Surat fetched prices ranging between Rs. 125 and 115. A general fall at the close of the year was marked everywhere.

Commissioner, Central Division.

The prices of the principal food stuffs were slightly easier than in the preceding year, even in the affected tracts of the Sátára and Sholápur districts. In the two latter there was an upward tendency from September to December or January, after which they became easier. Though several years of drought had exhausted stocks in the Sholápur district, imports from the Nagar district and the Nizám's territory kept down prices. The staple grain—jowári—at no period rose to the pitch reached in the preceding year 1912-13. The same remark applies to the prices of fodder—that of kadbi being appreciably lower than at certain times in the preceding year. This was no doubt in great measure due to the import of Government grass.

Cotton fetched high prices in the beginning of the season and lucky were the men who sold out their produce early, for a depression set in from January and agriculturists and others who had held on to their stocks suffered losses. The price was showing a tendency to improve towards the end of the year when the European war brought it down again.

## Commissioner, Southern Division.

Prices of food-stuffs fell slightly in all the districts, but are still more than 40 per cent. above what are quoted as 'Normal Prices'. Some officers question whether the official 'Normal prices' should not be brought nearer to reality than they are at present, but the adoption of Sauerbeck's Index numbers would be preferable to a periodical revision of a standard. It is satisfactory to learn that while these high prices are most advantageous to the cultivators as a whole, the labouring classes in the coast districts of Ratnágiri and Kolába have been compensated by more than a corresponding increase in their wages.

The prices of the staple food-grains in the Belgaum district given below may be regarded as typical of this Division :—

| Normal.                       | 1913-14. |          |
|-------------------------------|----------|----------|
|                               | Minimum. | Maximum. |
| Jowári 38 lbs. per Re. ... .. | 22 lbs.  | 25½ lbs. |
| Bájri 37 " " " ... ..         | 24 "     | 25½ "    |
| Rice 23 " " " ... ..          | 14 "     | 16 "     |
| Wheat ... ..                  | 16½ "    | 17½ "    |

Cotton remained almost stationary.

The continued rise in cocoanuts deserves notice. In Kánara they sold at Rs. 6-12 per 100 against Rs. 5-13 last year.

Fodder is reported to have been three times the normal price.

## 7.—Labour and Wages.

## Commissioner, Northern Division.

A keen demand for labour, skilled and unskilled, is reported from every district, but nowhere is the supply found to be adequate. In Broach it is said that the supply of agricultural labour is just sufficient, but here too a want of labourers is keenly felt just before the rains. The extensive areas of waste land given out for cultivation in Kaira have accentuated the demand, with the result that the labourer is now in a position to dictate his wages. In many places in this district rich patidárs have been unable to cultivate their fields, simply because labour is not available. In the remotest parts of Thána too, the want of labourers has impeded agricultural operations. It is only the Bohra cultivator of Broach who appears to remain unaffected by the shortage, as he with his women folk is used to doing all the weeding and cotton picking in the field. Notwithstanding the higher wages offered, the Local Fund works in Ahmedabad and Thána were unable to draw a sufficient number of unskilled labourers. As reported before, the hali system of Broach and Surat is fast disappearing; and it does not take much to cause the hali to break his contract and decamp without satisfying his debt.

The keen demand for labour maintained wages at the same high level in the three southern districts of the Division where an unskilled labourer earns from 4 to 6 annas a day and a skilled labourer from 12 annas to Re. 1; and in parts of Thána in the vicinity of Bombay the rates were respectively as high as annas 8 and Rs. 1-4-0, while in the three northern districts they showed a tendency to rise and the wages offered ranged between 4 and 6 annas a day for unskilled labour and between 12 annas and Rs. 1-4-0 for skilled labour; but during the monsoon months and at harvest time the rates for agricultural labour were considerably higher. In the Jhálod Mahál of the Panch Maháls it is said that agricultural labour could be had for only 2 annas a day, but this is on account of the backwardness of the inhabitants and its remoteness from labour-absorbing centres.

The labourers' position continues to become stronger and more independent of his employers and an advance in his standard of comfort is noticeable. The tendency observed a few years ago amongst the labouring classes in Kaira to become peasant-proprietors is becoming more marked, while the Kolis and Machhis in Surat and Thána, who originally depended upon agriculture solely, are now reported to leave their crops after the rains in charge of their women and children and to go off in search of work as railway contractors, gang-leaders or lascars or boatmen.

#### Commissioner, Central Division.

Paucity of labour and high wages continued to be the general rule even in the affected tracts, in spite of considerable emigration to large centres of labour. Wages ranged from 4 to 8 annas for unskilled labourers and field men and from 12 annas to a rupee for skilled workmen. These wages are much higher than what prevailed a few years ago, but there is some diversity of opinion as to the extent to which the labouring classes have benefited. On the one hand, Mr. Rothfeld says :—

“The work turned out by labourers does not improve and if anything seems to deteriorate. The high wages also do not produce the rise in standard of comfort that they should, as the labourer prefers a low standard of comfort with frequent idleness to consistent work with improvement. A rate of daily wages double what it used to be does not mean so much that the labourer has at the end of a week more to receive and spend than formerly, but only that he has had three days' clear holiday and ends up with the same total earnings.”

On the other hand, most experienced Indian officers consider that the labouring classes are far better off than before and I am entirely of their opinion. All agree that the quality of their work shows no tendency to improve.

In the Sholápur district the exodus of about a lakh and a half of population prevented a glut in the local labour market and the large works such as the Nira Right Bank Canal works at Lonánd, Natepute and Málsiras, the Mahuli Sangam bridge, the Pandharpur bridge and the village works financed by tagái loans kept all the labour in the district fully employed and could have managed with a great deal more. No necessity arose at any period for relief works.

In the West Khándesh district the Saldars referred to in last year's report continued to give trouble.

#### Commissioner, Southern Division.

From every district comes the report that the supply of labour is unequal to the demand, and that the labourer grows year by year more independent of agricultural employment. Several causes combine to effect this result; in the first place, increasing demands from the City of Bombay, then on a smaller scale, the growth of industries in towns, such as Hubli and Sholápur, and in lesser degree, Belgaum and Bijápur; the continued effects of the reduction of the number of labourers through plague; the growing fashion of richer cultivators to abandon personal work in the field; and, as reported by one officer, the advance of labourers into the ranks of petty proprietors: (but this movement has not attracted attention elsewhere and its extent is not known).

In spite of a slight decline in the price of food-grains, wages have not fallen, and the tendency is reported to be towards a rise. The higher rate of wages has not been accompanied by higher efficiency and has affected the cost of cultivation to a slight extent. Relief by labour-saving appliances is yet in the future. The Agricultural Department has succeeded in introducing iron ploughs on a large scale and other implements, such as wheat thrashers and chaff cutters, on a small scale; and when these are in general use, there will be a considerable improvement in speeding up the processes of agriculture. It is understood that Co-operative Societies are contemplating the distribution of improved implements, but no definite results are yet reported. One officer

refers to the conversion of criminal tribes to honest labour, and the Collector of Kolába comments on the taming of the wild and shy hill tribe of Katkaris, who may be presumed to be prospering since their numbers are increasing very rapidly.

### Extract.

#### NORTHERN DIVISION.

S. N. Ziman, Esquire, Assistant Collector, Broach.

The *hali* system still remains in its most unsatisfactory form. Either the labourer is the dupe of the unscrupulous employer or else he learns that it is easy to run away as soon as he has received his advance. It is practically never a proper contract to be loyally carried out on both sides. Now a new method of protecting himself has been adopted by the employer. He gets two or three of the employee's friends to become surety for him and take a bond from them. It is doubtful how far these hold good in law, but it has some moral effect on the *hali*. But the whole *hali* system is bad and is doomed to disappear.

#### 8.—*Emigration and Immigration.*

Commissioner, Northern Division.

Emigration, save for seasonal movements from district to district or from the surrounding Agencies and Native States at the time of cotton picking and harvesting, was confined to Surat and to a small extent to Broach. From the first district, 1,079 persons, including those who had returned on short visits to India, and the minor children and wives of domiciled Indians emigrated to South Africa and 4 to America. From Broach it is reported that two or three Bohras have returned with Dutch wives. The persistence of the tendency amongst the Bhils of Dohad in the Panch Maháls to go abroad in search of labour is extremely gratifying. A good many of them are said to have gone to Rutlam for employment on metal-breaking. Some found employment on the construction of a dam across the Khan river. Others went to Malwa and the surrounding States for work. A few are reported to have taken to dealing in Malwa cattle. The fact that some thirty-five tenants of the Panar and Bhankoda tálukdári estates in Ahmedabad migrated to a khalsa village, even though there were large tracts of waste lands under the latter estate, throws much light on the economic condition of these estates.

The grant of considerable areas of waste land for cultivation in Kaira attracted to the Thásra and Mátar tálukas a large number of settlers from Baroda territory, consisting mostly of Patidárs. Seven new hamlets were founded by them and two old ones re-populated and many more are likely to come into existence. Sixty families from the Rájpipla State were brought down by the grantees of land in the Mátar táluka and formed one new hamlet; while twenty such families migrated to the Mehmedabad táluka. Of the fifty families that settled at Bhalada in the Mátar táluka during the preceding year, forty returned to Baroda. The slump in the price of cotton caused by the war will, I am afraid, try the Thásra settlers severely. In Ahmedabad a few Kunbi cultivators from Jháláwád, who had taken about 1,000 acres of land in the season of 1913-14, established two new villages and at the end of the year took about another thousand acres and formed a third village. The cultivators from Baroda territory, who were given land in a village of the Kálol táluka of the Panch Maháls district, were assigned a village site in the course of the year.

Commissioner, Central Division.

Beyond the usual seasonal movements there was no emigration or immigration on a large scale in the Division except in the areas of scarcity. Large numbers migrated from the Sholápur, Sátára and Poona districts to centres of labour. In the Sátára district, roughly about 40,000 able-bodied men, *i. e.*, about 4 per cent. of the population of the district, left their houses in search of labour as soon as the season declared itself. The exodus from the



Sholápur district was naturally much larger and the following numbers are reported to have temporarily migrated :—

|            |     |     |     |              |
|------------|-----|-----|-----|--------------|
| Pandharpur | ... | ... | ... | 22,000       |
| Sángola    | ... | ... | ... | 15,000       |
| Málsiras   | ... | ... | ... | 21,000       |
| Sholápur   | ... | ... | ... | 12,000       |
| Karmála    | ... | ... | ... | 25,000       |
| Mádha      | ..  | ... | ... | 40 to 50,000 |

As already remarked elsewhere, many of these took with them their cattle whose needs in fact controlled their movements. The steadily increasing mobility of labour has immensely simplified famine administration. Famine relief now-a-days means limited gratuitous relief and preservation of agricultural cattle.

All these men returned home much the better pecuniarily for their change and Mr. Brendon writes :—

“The savings remitted and brought back by them (migrants) must amount to a large sum. I was told at Vaduj, for instance, that the Post Office has at certain times to draw large sums from the sub-treasury for the payment of money orders and I have found in several villages temples, which have been rebuilt or repaired with funds contributed for the purpose by persons returned from Bombay.”

#### Commissioner, Southern Division.

There is no immigration into the Division, beyond the casual wandering of a few nomadic criminal tribes from Madras and Hyderabad.

The Ratnágiri and Kolába districts are interested in South African emigration, and received from that country during the year remittances to the amount of over ten lákhs of rupees in approximately equal shares.

There is much casual shifting of the population, according to the demands of labour in the cities and of the harvest in the country. From Kolába and Ratnágiri the movement to Bombay is a long established feature; but yearly this movement extends more and more to the most remote villages of the Karnátik, and the problem of famine is simplified and almost solved by the ready mobility of the cultivator of to-day.

#### Extracts.

##### NORTHERN DIVISION.

J. P. Brander, Esquire, I. C. S., Collector, Panch Maháls.

The Bhils of Dohad, who were formerly averse to leaving their houses, have now begun to go to remote places to earn their livelihood. A large number of Bhils from the different villages of the táluka were engaged on metal breaking in the Rutlam locality and on the construction of the bundh on the Khan river. The wheat harvest in Dhar, Rutlam, Indore and Malwa also attracted to those places a considerable influx of these men. Some have begun to import and trade in cattle from Malwa. From the above it will be seen that the Bhils appreciate the advantages of going to distant places in search of employment. They generally leave their houses in the beginning of the fair season and return before the monsoon sets in, to look after agricultural operations.

S. N. Ziman, Esquire, I. C. S., Assistant Collector, Broach.

Emigration to South Africa amongst the Sunni Bohras still continues, but, I think, to a less extent than before. The emigrants practically are all engaged in petty trading in South Africa. But the influx of money from South Africa still continues. Criminal proceedings against a Sunni Bohra are often at once followed by a cable to South Africa for funds to fight the case. These appeals by cable are very seldom unattended to. But, though a great deal of their money is wasted in litigation, the Sunni Bohras are steadily buying land and gradually getting a footing in what were formerly exclusively Hindu villages. One or two Bohras have returned from South Africa with Dutch wives.

9.—*Public Health.*

## Commissioner, Northern Division.

The public health was, on the whole, good everywhere in the Division, except in Broach and Thána where it was poorer than in the preceding year; outside Broach City, however, it was not notably unhealthy. Ahmedabad and the Panch Maháls were fortunate in escaping from both plague and cholera, while the former kept free of small-pox also. In that district (Ahmedabad) the ratio of births to deaths improved from 7 : 10 to 11 : 10 and in Ahmedabad City, in consequence of better birth registration, from 1 : 2 to 7 : 8. Small-pox appeared in the Panch Maháls and Thána only; but the mortality in the former was not heavy, while in the latter the number of persons affected rose from 2,116 to 2,371, but deaths numbered less than 9 per cent.

Beyond a few imported cases there was no plague in Broach, while in Kaira it appeared only in one village where it continued for four months, carrying off 22 persons out of 41 affected. In Surat the epidemic visited three-fourths of the tálukas and 1,079 deaths resulted; the people readily resorted to evacuation and inoculation and no death occurred amongst the inoculated. In Thána it broke out in six tálukas, of which Salsette alone was responsible for nearly 50 per cent. of the total mortality, which increased during the year from 435 to 542.

Cholera was practically absent from Kaira; in Surat a few sporadic cases occurred in one or two villages. Broach City which, on account of its insanitary condition and easily polluted water-supply is particularly liable to the disease, was visited by an outbreak of cholera in the beginning of the cold weather, an unusual time for cholera to break out. It lasted from November to March and was particularly bad in January and February. The infection spread into the surrounding country and there were a few sporadic cases in some villages even at the close of the year. Deaths from cholera numbered 179 in the city and 62 outside. In Thána the loss of life from this epidemic was three times that in Broach and showed a rise of 6 per cent. over the preceding year's figures. The epidemic was more virulent in the Murbád táluka which alone reported 300 deaths in the 30 villages affected. In each of the two districts, a Sub-Assistant Surgeon was specially deputed on cholera duty.

Malaria prevailed everywhere in the Division. In Ahmedabad and Kaira it was less prevalent than in the preceding year, though in the earlier part of the year, owing to heavy rain, it was more active than usual in Kaira. For the same reason, Broach and Thána suffered more; while the Panch Maháls and Surat kept normal. Ten Sub-Assistant Surgeons were deputed on anti-malarial duty in all the districts excepting Broach and were detailed for duty, one in the Dholka táluka in Ahmedabad, one in the Daskroi tract of Mátar in Kaira, three in all the tálukas of the Panch Maháls, two in the Olpád, Bárdoli and Mándvi tálukas in Surat and three in the Dáhánu, Bassein and Sháhápur tálukas in Thána. "Dengue" fever which made its appearance at the close of last year continued for a short while, but with no loss of life. The system of selling quinine tabloids is reported not to have yet become popular anywhere in the Thána district. The occurrence of pneumonia amongst the coolies of the Shivrajpur mines attracted the attention of the local officers and the Deputy Sanitary Commissioner, Gujarát Registration District, who visited the mines at my instance, attributed the disease to the insanitary condition of the coolies' quarters and suggested certain improvements which Messrs. Killick, Nixon and Company are considering favourably.

## Commissioner, Central Division.

The public health was generally good during the year in the Ahmednagar, East and West Khándesh and Sholápur districts. Sátára suffered from plague and cholera, which carried away 3,302 and 3,116 persons respectively. However, the vital statistics were more favourable during the year than the decennial mean. Inoculation against plague made some progress in the districts, 10,000 persons having been inoculated, half of whom were from

Sátára town. Rat trapping was carried out thoroughly and systematically. For Poona the year was a bad one for plague, and other diseases prevailed. Inoculation made good progress. In the Násik district the only place seriously affected was Igatpuri. Special operations with a view to check the tendency of plague to "carry over" in the Ahmednagar City and district are in progress under Major Kunhardt, I. M. S., and so far supervision seems to be effective. S milar operations are also in progress in the Poona and Sátára districts.

Cholera visited almost all districts, but was nowhere specially virulent. In the Poona district there were outbreaks in Junnar, Sirur and Haveli talukas and special Sub-Assistant Surgeons were sent out on cholera duty. Special precautions were taken in consultation with the Sanitary Commissioner to prevent the spread of cholera by the A'landi Palkhi *en route* from Poona to Pandharpur and they were successful in preventing a general epidemic. The Collector of Sholápur remarks as follows :—

"Epidemics of cholera were at one time usual accompaniments of the Ashadi Fair at Pandharpur, from which they spread over the district and beyond its boundaries. The disappearance of these epidemics since 1907 is attributed to

"(1) Improved water-supply in the town of Pandharpur. .

"(2) Medical inspection of all pilgrims arriving in and departing from Pandharpur.

"(3) Disinfection of wells on the Palkhi routes, and

"(4) Improved sanitary arrangements generally.

Though the A'landi Palkhi brought cholera with it into the district this year and sowed the seeds of the disease in the villages on its way, no epidemic ensued."

Small-pox appeared as usual in all districts, but nowhere wrought the same havoc as at Málegaon in the preceding year. The Collector of Násik remarks that out of the seven talukas in which it appeared in three it was of a mild type—Niphád, Igatpuri and Yeola—but that its noticeable peculiarity was that a large number of persons who had been vaccinated before were attacked.

Malaria was severe, particularly in the western division of West Khándesh. The special Sub-Assistant Surgeon on the duty was himself attacked. Special measures were taken against malaria in the Poona district also.

The District Local Board of Poona spent Rs. 64 in the distribution of quinine and in Sátára out of 146 parcels distributed for sale in the western talukas only 49 were sold, more than half being sold in the Shirála petha alone.

A new dispensary was opened at Paud and is doing good work. A dispensary at Akalkuwa in the Kathi Estate will shortly be opened. The necessity of a leper asylum for the two Khándesh districts is reported by the Collector of West Khándesh, where about 100 lepers are freely moving about and even following certain callings. He is in communication with the Collector of East Khándesh.

Commissioner, Southern Division.

The public health was good.

Cholera is reported from the Kolába district alone, where an outbreak with some 400 deaths was traced to Pandharpur.

Malaria was normal.

Small-pox existed everywhere, but with slight virulence.

Plague carried off 15,000 victims—5,000 more than last year, but 43,000 less than the year before; the increase of the year was chiefly in the Dhárwár district. Inoculation has fairly won its way in public confidence. In the villages threatened with plague, nearly 100,000 persons were inoculated. The

rat-trapping campaign was continued in the Belgaum and Bijápur districts, but is not mentioned in the Dhárwár report. In Bijápur, Mr. Kabraji again reports that this measure was not popular, but appears to be mistaken in ascribing the opposition to the religious prejudices of Lingayats, for Lingayats have no prejudice against the taking of life.

*Sanitation.*—The most important individual work was the completion of the water-supply for Bijápur City, a town which throughout its long history has suffered terribly from insufficient and bad water.

Valuable reforms in the removal of congestion and the extension of building areas are on foot, and have in part been executed, in the chief towns, such as Belgaum, Hubli, Dhárwár, Gadag, Bijápur and Ránebennur.

The extension of village sites is also receiving consideration, but making slow progress.

Drainage works are being undertaken in towns of the Kolába district, such as Alibág and Pen, in every case the motive power having been supplied by pecuniary grants from Government, which are sometimes, but not always, supplemented by local resources.

Sanitary Associations in Belgaum and Dhárwár districts are doing practical work, in Belgaum with unofficial, and in Dhárwár with official, agents as local secretaries. In Bijápur, a similar association has just been started. The associations aim at introducing a knowledge of the elements of hygiene into village life, and the public spirit of the members who devote their leisure to this uphill task is much to be commended. The problem of rural sanitation is yet unsolved. Investigations into malaria are in progress. The use of glycerinated lymph for vaccination has facilitated the campaign against small-pox. Mr. Dalal in Kolába illustrates the need of the help of influential Mahomedan gentlemen to overcome prejudice against vaccination. In the absence of a District Sanitary authority with a village staff, these Volunteer Associations are most valuable as pioneers.

#### 10.—*Education.*

##### Commissioner, Northern Division.

A slow but steady increase, both in the number of primary schools and in the attendance at them, are signs showing the development of education in almost every district. In Broach, however, where it appears from the Collector's remark that the number of schools and school-buildings is sufficient for the size of the district, only one primary school was added and that by way of experiment in providing a cheap semi-open air type of school building. Suggestions for experimenting on similar lines have been made from two villages in Ahmedabad. The three new Urdu schools, which came into existence, one in Surat and two in Ahmedabad, owe their origin to private enterprise. The totally unsatisfactory condition of two schools, among others, maintained in certain talukdári villages in Dhandhuka taluka of Ahmedabad by the Limbdi Darbár, attracted the attention of the sub-divisional officer, and the Collector intends to take the matter up, as it is questionable whether such schools, situated as they are in British territory, should not be replaced by efficient schools under the control of the Educational Department. The conversion of some of the full primary schools into rural ones has not found favour with some people. The chief objections to the change are that boys, on completion of a rural course, are still so young as to be unable to walk to primary schools situated at a distance of four to five miles and that the system of granting scholarships to deserving pupils to continue their studies elsewhere means sending children away from home at an early age, thereby depriving parents of the assistance usually rendered by such children in the minor operations of agriculture. The outcry against this conversion does not however come largely from the agricultural classes. Possibly too many were converted, but the Educational Department is quite willing to repair such mistakes on being convinced that the action

taken was too drastic in particular cases. In Kaira, the attendance of pupils at Local Board primary schools fell by 3 per cent., while in the Panch Maháls one rural was reconverted into a full primary school and the case of two others is under consideration by the Educational Department.

Literacy is unquestionably spreading amongst all classes, but the lower grades are more or less apathetic. The Maleks of Thásra and the Bhils in the Panch Maháls are still deep in ignorance. To stimulate the interest of the former and to help them to educate their sons, funds have been raised and a system, soon to be put into force, devised to grant scholarships to school-going boys. In the eastern Maháls of the Panch Maháls, the attendance of Bhil boys fell off considerably and the Educational Department proposed to close seven schools; but on further consideration it was decided to warn the parents and give the schools a further year's trial. In Broach, the Bohras are very keen on education, while the Patidárs still lag behind; but in some Patidár villages crowded classes are to be found.

Of the backward classes in the Division, which did well during the year the progress of the Dohad-Central Bhil School was most marked. The number of pupils attending it rose from 25 to 32, and of the eleven students that were sent up for the Vernacular Final Examination no less than seven passed. In Surat, a Dhed class was started at Gundeva. The Salvation Army and other missions working at various places in the Division did much useful work in the cause of education, especially among the lowest classes.

Judged by the increase in the number of girls' schools, female education has made very little progress. Only six new schools, three in Kaira, two in the Panch Maháls and one in Thána, were opened. The Broach Anjuman-i-Islam, in order to make a start in the improvement of the Urdu Girls' Schools in the district, granted a Bohra girl a scholarship to enable her to undergo training as a teacher.

In respect of secondary education there is nothing special to note. One new Anglo-Vernacular School was opened in the Panch Maháls and two in Surat; while the establishment of one in Kaira for the Maleks is under contemplation; similarly the opening of an English boarding school at Sháhápúr in Thána is receiving consideration from the people. The Borsad Edward Memorial English School building and the High School hostel at Surat were completed, while the Central Hostel at A'mod for Patidár boys promises to be a success; a similar but free boarding house on a smaller scale was opened at Vála in Thána for Kunbi boys. The Managers of the "Tripathi Fund" have offered a contribution of Rs. 30,00 for the establishment of a new High School building at Nadiád and correspondence is in progress.

Government have decided to establish an agricultural school at Doctor's Muwara near Godhra on ten acres of land granted free for the purpose by Mr. R. R. Dalal, a Pársi merchant of Godhra; and it is expected that the school will be started next fair season. Bai Jadav, Sethani of Kapadvanj, has volunteered to grant a scholarship of Rs. 6 per mensem to enable a student from Kaira to attend the Ranchhodlal Chhotalal Technical Institute, Ahmedabad. On the whole, it looks as if primary education had for the present reached high water mark, and as if the Department would now be able to concentrate attention on personnel and buildings.

#### Commissioner, Central Division.

Judged by the number of new schools opened everywhere, progress was satisfactory. But all reporting officers agree that what is really needed is a larger number of new and better ventilated and lighted school buildings, better teachers and more school mistresses for girls' schools. The provision of school buildings is a great tax on the limited resources of the District Local Boards and they can afford but few of the many required. In East Khándesh and elsewhere, the people themselves are proving their earnestness by putting their hands into their pockets. The people of East Khándesh have set a notable example by contributing large sums, a result due partly to the great wealth of the district, but mainly to a very enthusiastic sub-divisional officer, Mr. G. V.

**Joglekar.** The real nature of the difficulties in the way of rapid erection of suitable school-houses is correctly stated by Mr. Rothfeld. Until standard plans, properly adapted to varying numbers and conditions, are drawn up and approved by the several authorities concerned, and the game of departmental battledore and shuttlecock that rages for months and even years over individual buildings is put an end to once and for all, there will be no material improvement in the present deplorable state of affairs.

The prospects of the male teaching staff have been improved of late and improvement in efficiency may be expected in future. Mr. Mountford writes of them as follows :—

“As regards our village masters, they seem an earnest and patient class, working on very small pay and doing their best with their somewhat hard headed pupils, but they must do more than merely teach the children; it is as much their business as the district officers’, or even more, to get to know the parents and so by personal influence and friendship obtain more recruits for the school. This is usually now left entirely to the school panch and the district officer. The Deputy Educational Inspector and his Assistant should be more than mere examiners and should make their visit to a school an opportunity for a talk with villagers in the *chávdi* on their crops and general welfare and so forth, leading up to education, with a few anecdotes to show how often the ignorant man is left behind in the race, especially when dealing with his *sávkár*. There is hardly a village where the penalty of illiteracy could not be pointed home in this direction.”

Mr. Mead writes about school masters as follows :—

“Complaints against masters are not uncommon in villages and I am convinced that in some cases they are well grounded. Discipline among the teaching staff is not, I think, at all satisfactory, and I have had to check a tendency to transfer unsatisfactory masters from an independent charge to another. Discipline among the pupils is also lacking and the simplest drill carried out smartly—as is practically never the case—would have an admirable educative effect. The children are well enough made physically: they require more discipline than muscle. Standards cannot be raised *per saltum*, but much can be done if the point is steadily borne in mind and if Inspecting Officers’ standards are kept high. I would suggest that in each *táluka* we should aim at one or two thoroughly well-equipped and satisfactorily run schools to serve as examples. It is by no means the case that at all *táluka* headquarters education is on a really satisfactory footing.”

On the general effect of education on the agricultural classes, the remarks made by Mr. Denning, Assistant Collector, Násik, are interesting as representing the views of an observant junior officer :—

“As far as can be seen at present, the results of education among the agriculturists are mainly good. It increases their independence and enables them to consider more intelligently experiments in their methods of agriculture and to dispose of their produce to greater advantage, while in this sub-division there is little sign of the cultivator forsaking agriculture for public service. On the other hand, with the increase of independence, there is a loosening of the communal bonds which in the past have been such an important factor in village life and which took the place of the moral stability of a more advanced civilisation. In the present stage, the growing independence is apt to exhibit itself in petty quarrels and jealousies. But it may be hoped that this is only a transition stage, and that with the advance of education, it will be understood that manly independence is not inconsistent with effective co-operation.”

There was some improvement in female education. The chief obstacle to progress in this direction is the paucity of trained mistresses, which must continue for a long time to come. Increase in numbers will be of little use unless it is accompanied by a higher standard of character and self-respect, and this will only come when the school mistress receives from the communities among which she has to work the respect which is surely her due, but a due

that is rarely accorded. Mrs. Winsor's Girls' School at Sirur, the Widows' Home at Hingne Budruk, the Mahila Vidyalaya and Seva Sadan in Poona City and the Mukti, Kripa and Shanti Sadans at Kedgaon are doing valuable work among women.

The education of the depressed classes continued to receive attention. The number of special schools and classes for them in the Poona district increased from 60 with 1,966 pupils to 73 with 2,437 pupils. The latter includes 428 girls.

A factory school for the children of the mill hands was opened for the Poona Silk and Cotton Mills Company on their premises. The attendance in March 1914 was 65.

Special efforts were made towards fostering education among the aboriginal and hill tribes with considerable success in the West Khándesh, Poona and Násik districts. The number of schools in the Poona district increased from 28 with 650 pupils to 32 with 765 pupils, no less than 15 of which were staffed by Koli teachers. The boarding school opened at Ghoda in the same district in 1907 was attended by 20 boys during the year under report. In West Khándesh, the number of pupils rose from 1,257 to 1,695, including 39 girls. Mr. Hey took special pains to popularise education among the Bhils and Mawchis in the Navápur petha and succeeded in opening two new Bhil schools. In the Násik district, education is receiving attention even in the wilds of the Peint taluka and the Dángi tracts of Kalvan, as will be seen from the following extracts from the reports of the sub-divisional officers, Messrs. Lawrence and Denning :—

*Mr. Lawrence.*—“At Peint there is a boarding house for the encouragement of education among the backward classes. Boys who have passed the third standard are admitted and paid Rs. 4 monthly, from which sum they have to defray all expenses of boarding, clothes and books. At present there are 9 scholars, 2 reading in the 7th standard, 4 in the 6th, 1 in the 5th and 2 in the 4th. The experiment is a new one and little can yet be said as to its progress.”

*Mr. Denning.*—“The feature of the year is the awakening desire for education of the Kokni Kunbis of the Dángi tracts of Kalvan taluka. During the year a Government school was opened in a large Kokni village as an experiment. The result has been quite satisfactory. The number of Koknis on the rolls is over 40 and the average attendance is over 30. During my tour I came across three or four private schools in Kokni villages. They were quite new, but very flourishing. I hope that next year funds will permit of the opening of three or four new Government schools in Kokni villages.”

#### Commissioner, Southern Division.

Primary education is making slow but steady progress, but it has still a long, long way to go. 105 new schools have been opened, and a comparison of the present total number, 3,800, with the number existing five years ago, in 1909, *viz.*, 3,100, illustrates the great efforts which have recently been made. Nevertheless, the Collector of Dhárwár reports that “one village in three has a school, but there are still 162 villages with a population of over 500 unprovided for.”

In the same period the expenditure on primary education has risen from 10 lakhs to 14½ lakhs of rupees, this increase being almost entirely provided by Government, since Local Board revenues are practically incapable of expansion under the existing system.

Much has been done to improve the condition of village school masters, but much remains.

The attempt to adapt the character of the education given to the needs of the agriculturist is criticised and opposed by the exponents of the point of view of the urban classes.

Mr. Emanuel (Kolába) writes :—

“The rise in the number of students is not in proportion to that of the new schools added. The chief reasons are the prevalence of plague on a large scale in the district during the year under report and the introduction of the new rural standards which limited the standards in rural schools to 3 instead of to 5 standards as in past years. The effect was that some boys in the IV and V standards left schools, as also some in the III Standard, since it was difficult for them to find a school teaching standard IV and above.”

Mr. Moysey (Dhárwár) writes :—

“The conversion of primary to rural schools has naturally given rise to great discontent in the large villages and has, in my humble opinion, been carried out to an unnecessary extent. I venture to think also that rural schools might with advantage teach more standards than three where there are more masters than one, and that they should teach the reading and writing of documents rather than printed reading books which are full of Sanskrit words that are not used in village life.”

The selection of the schools into which the rural standards should be introduced should be made with care. The District Local Board has a controlling voice in the selection and should be encouraged to give due weight to local sentiment.

In regard to the housing of the schools, Mr. Gould (Kánara) writes :—

“The difficulty is to house the schools properly with the funds available. Most of the schools are too small and almost all are too dark. The municipal schools are the worst offenders. A special effort was made, while I was at Bhatkal, where the school buildings are a standing disgrace, to induce some of the wealthy people to contribute sufficient money to erect a new building. The response at the time was disappointing, but since then a rich Mussalman has come forward and offered to build a school for the Navayats himself.”

And Mr. Maxwell (Belgaum) writes :—

“The agricultural public appears to welcome educational facilities, and evidence of this sentiment is visible in the success with which contributions have been collected towards the establishment of fresh village schools.”

On the other hand, Mr. Wales (Dhárwár) says :—

“The people, however, are backward in providing a free building for the school they clamour for or in making contributions to the construction of buildings.”

The education of girls is improving slowly. The remarks of Mr. Borkar (Belgaum) may be quoted :—

“Female education has been receiving proper attention from the Municipalities and the Local Boards and the Educational Department. It is difficult to find trained mistresses and therefore in many schools male teachers have been entertained. The maximum age of school-going girls is scarcely found to be above 12 and when the girls are married there is generally an end to their education. If female teachers could be found in larger numbers, the attendance of girls in schools would largely increase and it is highly probable that girls of more advanced age would attend the schools.”

Several officers refer to the progress of the depressed classes and the oriminal tribes, and the opening by Mr. Brown (Belgaum) of five schools and four classes amongst the Berads merits special mention.



*11.—Public feeling and the Press.*

Commissioner, Northern Division.

Gujarát maintained unimpaired its good name for loyalty and tranquility; and Thána was free from agitation. The sad and untimely death of Her Excellency Lady Hardinge evoked very many messages of genuine sympathy and condolence from every district in the Division. A public meeting was held in Broach to express sympathy with the passive resistance movement in the Transvaal—now a matter of the unhappy past. Mr. Ziman, Assistant Collector, Broach, writes: "The experience of the returned emigrants from South Africa seems if anything to strengthen their loyalty to the British Ráj." The so-called reform movement among the Bhils of Jhálod and Dohad, which extended to the Bhils in some of the States of Southern Rajputana and Central India, culminated in a Bhil rising in the Sunth Rampur (Rewa Kántha) and Banswara (Southern Rajputana) States and had to be suppressed with military aid. A full report in the matter has been submitted to Government and a short account is also contained in the Political Agent's report on the administration of the Rewa Kántha Agency.

The tone of the public press, except for a few lapses in Ahmedabad, was moderate. The South African question afforded ample matter for discussion and in two cases in Ahmedabad the editors had to be warned for distorting facts. In the same place, a local Mahomedan paper had to be admonished more than once for allowing its feelings to run away with it over the Turko-Italian War; the paper eventually ceased publication.

Commissioner, Central Division.

The following remarks made by the Collector of Násik apply equally to the other districts:—

"Public feeling has remained tranquil. Even the proposals for the commutation of Kulkarni watans caused no great excitement and indeed met with only partial opposition. The outbreak of war, just after the close of the year under report, produced strong and general expressions of loyalty, sometimes from rather unexpected quarters. I believe this feeling to be genuine and to be much encouraged by the sending of Indian troops into the fighting line."

Lady Hardinge's death evoked universal feelings of sorrow and sympathy with H. E. the Viceroy and the war has served to show the genuine loyalty of all creeds and classes of Indian society to the throne of His Majesty the King-Emperor and the British Government. Large sums of money in support of the war funds have been subscribed everywhere without any pressure from Government officials.

The Ganpati festival passed off quietly as in the preceding year.

The tone of the press was generally moderate and loyal.

Commissioner, Southern Division.

All reports coincide in regarding the state of public feeling as satisfactory; as one Collector writes: 'The sentiments of the public in general are loyal and law-abiding, except for a few irreconcilables here and there.'

Coming as a stranger to this Division, I have been impressed with the growth of the spirit of public service. This is evinced chiefly, so far, in the Belgaum and Dhárwár districts, where leading men give their leisure and energy to promote co-operative associations, agricultural improvements and sanitation.

The Konkan is less advanced, but even there, since the close of the year, such men have come forward to inform and instruct the villagers on the policy and course of the war. In remote and backward towns there still exists the pose of sturdy independence which was fashionable 10 to 15 years ago and which exhibits itself in abstention from visits to officials and petty opposition to official measures; but in headquarter stations relations between the educated community and the higher officials become increasingly cordial.

The local press has not the influence of the newspapers which are imported from Poona and Bombay, but the conduct of the editors throughout the year has been moderate and reasonable.

12.—*Summary of Material Prosperity and Prospects.*

Commissioner, Northern Division.

The year was, on the whole, one of complete recuperation almost everywhere from the set-back the Division suffered from the scarcity of 1911-12 and of considerable prosperity, marred only by the bank failures referred to in a previous paragraph. With a good harvest, high prices, a demand for labour far in excess of the supply and consequent good wages, the condition of the cultivator, the artificer and the unskilled labourer was one of prosperity and in the case of the latter also one of considerable independence. The character of the season was fairly indicated by the ease with which the land revenue and tagái demands, current as well as outstanding, were paid up. Education is advancing slowly but steadily and people are gradually introducing new and improved methods of irrigation. The trying experiences of the past have taught the cultivator self-reliance and thrift. He depends entirely upon his own resources and it is only when they fail him that he now asks for tagái. The standard of comfort has everywhere risen and this change is perhaps nowhere more manifest than in village life. With all this, the working classes have improved little in efficiency yet. Though for the spinning and weaving industry the year was not a prosperous one, the cotton gins were kept busy almost throughout the year. Minor trades and industries also flourished. Cotton cultivation, which everywhere in Gujarát showed signs of expansion, is likely to receive a check from the present crisis and the appreciable fall in prices. The instructions which Government have issued will come to the cultivator as a timely warning. The spread of railways and the numerous projects still in the air are other signs of the advancement which is taking place in the material prosperity of the country.

The subjoined table furnishes, as directed in paragraph 14 of Government Resolution No. 4553, dated 14th May 1914, statistics with regard to the relative areas of land held by agriculturists and non-agriculturists in the districts of the Division during the last two years :—

| District.        | Area of land held by agriculturists. |           | Area of land held by non-agriculturists. |           | Total area in 1912-13. | Total area in 1913-14. |
|------------------|--------------------------------------|-----------|--|-----------|------------------------|------------------------|
|                  | 1912-13.                             | 1913-14.  | 1912-13.                                 | 1913-14.  |                        |                        |
|                  | Acres.                               | Acres.    | Acres.                                   | Acres.    | Acres.                 | Acres.                 |
| Ahmedabad ...    | 517,149                              | 517,678   | 212,635                                  | 213,791   | 729,784                | 731,363                |
| Kaira ...        | 553,604                              | 550,559   | 151,319                                  | 152,047   | 704,923                | 702,606                |
| Panch Maháls ... | 263,961                              | 265,423   | 52,412                                   | 52,574    | 316,373                | 317,997                |
| Eroach ...       | 464,701                              | 465,972   | 126,165                                  | 124,807   | 590,866                | 590,779                |
| Surat ...        | 574,361                              | 571,840   | 152,639                                  | 155,480   | 727,060                | 727,270                |
| Thána ...        | 600,773                              | 595,917   | 406,024                                  | 414,868   | 1,006,797              | 1,010,785              |
| Total ...        | 2,974,549                            | 2,967,289 | 1,101,254                                | 1,113,517 | 4,075,803              | 4,080,506              |

The figures, taking them for what they are worth, considering that the figures of only two years are compared and that the term agriculturist has not been defined, show that there is a slight tendency for land to pass from agriculturists to non-agriculturists. Put into figures, this tendency is .25 per cent. But the non-agriculturists gained further .18 per cent. on freshly given out land. The tendency is indiscernible in Ahmedabad and the Panch Maháls, but is more marked in Thána than in other districts.

Commissioner, Central Division.

If high prices and wages, following a good season, are unmistakable signs of prosperity, then the year under report may be held to be one of continued prosperity. Even in the parts adversely affected by the season, there was no serious set-back and the people showed the utmost self-reliance. From one of the worst talukas\* it is reported that the agriculturists

\* Mán in the Sátára district.

tidied over the period without mortgaging or selling their land. In the Sholápur district, so far as reliance can be placed on the statistics collected, there was an increase in the area of land held by agriculturists. The clear sources of this general agricultural prosperity are good prices where there are crops and high wages always obtainable with the slightest effort where there are none. As the extensive irrigation works now under construction come into operation, the position in the Deccan will be still further strengthened. The spread of the co-operative movement is another factor which should contribute to enhanced prosperity. The quality of the Deccan agricultural cattle is no doubt generally in much need of improvement. But in the wealthier parts, and particularly irrigated tracts, cultivators fully appreciate the advantage of keeping a few good cattle and feeding them well rather than a large number of an inferior stamp. In the more precarious tracts, undersized and inferior animals are still the general rule. Their owners consider them strong enough for the light soils and find them easier to feed in times of scarcity.

Under this head the question of the transfer of land from agriculturists to non-agriculturists may be examined as in the last year. A statement showing the areas held by the two classes is appended. The differences between the areas for 1912-13 given last year and those given in the present statement are due to revised figures supplied by the Collectors this year. The statistics first supplied by some of the Collectors being wrong on the face of them, they were asked to explain the discrepancies and their explanations are noted in the statement. The figures are still somewhat unreliable and the impossibility of finding a definition of agriculturist intelligible to the village officer, and at the same time accurate and of general application will always render the accuracy of these particular statistics open to doubt. Ordinarily, subject to explainable differences, there should be some agreement between the areas lost by the agriculturists and gained by the non-agriculturists and *vice versa*. But the figures do not always show this, e.g., in East Khándesh and Násik there are increases under both classes which are not explained: in East Khándesh, the area lost to non-agriculturists is much smaller than that gained by the agriculturists. In Sholápur, the figures suggest manipulation at some stage or other. There must be some small increase or decrease of the total cultivable area in a whole district in one year, whereas the figures in columns A and B exactly agree. Again, the totals for the whole Division show increases under both classes and, even allowing for land newly taken up, it is impossible to account for the excess of 75,000 acres. Much more attention has however been paid this year by Collectors and their Assistants to the careful preparation of the statistics, and, on the whole, I am disposed to believe that, in spite of inevitable imperfections, they give a reasonably correct impression of the actual situation. It is reported from all districts that the agriculturists have held their own or recovered lost ground from non-agriculturists. The area held by non-agriculturists amounts to no more than 15 per cent. of the whole, and there is no apparent reason for the apprehension that indebtedness is increasing or that land is passing to an excessive extent from agriculturists to non-agriculturists:—

| District.           | Area held by agriculturists in |             | Area held by non-agriculturists in |           | Increase or decrease of area with agriculturists in 1913-14. | Increase or decrease of area with non-agriculturists in 1913-14. | Remarks.   |
|---------------------|--------------------------------|-------------|------------------------------------|-----------|--|--|--|
|                     | 1912-13.                       | 1913-14.    | 1912-13.                           | 1913-14.  |  |  |  |
| 1. Ahmednagar ...   | 27,53,708                      | 27,44,062   | 4,47,979                           | 4,55,079  | A<br>- 9,646   | B<br>+ 7,100   | The Collector is not able to explain the difference of 11,948 acres between A and B, which must be due to incorrect reporting.   |
| 2. East Khándesh .. | 17,86,717                      | 18,42,427   | 3,13,143                           | 2,69,331  | +55,710  | -43,702  |  |
| 3. West Khándesh... | 13,58,308                      | 13,61,350   | 1,95,780                           | 1,96,222  | + 3,050  | + 1,042  | The increases in both classes are said to be due to lands newly taken up for cultivation.  |
| 4. Násik ...        | 19,16,463                      | 19,18,864   | 4,05,677                           | 4,60,218  | + 2,396  | + 54,541   | The figures must be wrong and the Collector expresses his inability to give correct ones, owing to, he says, the defective character of Record-of-Rights work in several talukas. He however remarks that the result of the inspection of the record by an energetic Mámlatdar is most remarkable and shows that the agriculturist is distinctly getting his own back. |
| 5. Poona ...        | 20,48,141                      | 20,83,493   | 3,99,315                           | 4,13,516  | - 9,648  | +14,201  | Out of the difference of 4,558 acres (14,201-9, 648) 2,000 acres were acquired by the Tata works in the Málvan taluka. In the Bhimthadi taluka transactions in respect of 4,000 acres were not real sales but mortgages with possession.   |
| 6. Sátara ...       | 14,68,608                      | 14,75,180   | 3,25,094                           | 3,18,625  | + 6,578  | - 6,469  | Calls for no explanation.  |
| 7. Sholápur ...     | 22,31,611                      | 22,40,537   | 2,01,529                           | 1,92,638  | + 8,896  | - 8,896  |  |
| Total ...           | 35,63,589                      | 1,36,20,925 | 22,88,517                          | 23,06,274 | + 57,336   | +17,757  |  |

Commissioner, Southern Division.

The conditions of this Division vary remarkably, and a general summary is impossible. Below-gháts, the season was normal and progress was sustained; above-gháts, as the Collector of Dhárwár reports, a lean year followed a year of exceptional prosperity. There was however no distress in the sense of necessity for measures of State relief. Temporary emigration to the labour markets of the cities sufficed to meet the situation.

Many reports refer to the rise in the standard of life.

Mr. Balekundri writes:—

“The ease with which the assessment is paid, the increase in the number of income-tax payers, the rise in prices of land, both building and agricultural, the rise in the rental value, the replacement of old mud houses by fine masonry buildings, the fine dress and fine living, the amount of money spent on litigation, luxuries and on festive occasions, are sure indications of the growing prosperity: and the desire for education and advancement in all directions is a sign of contentment and peace.”

Not only litigation but faction fights also coincide with and probably are induced by the possession of surplus wealth. A single town in Ratnágiri (Málvan) draws a lách of rupees a year by money order from Bombay; and the Kolába district has, so to speak, a gold mine in South Africa. In the Konkan, the increasing independence of the tenants is commented upon, and the embryo of a No-Rent Campaign is stirring.

In regard to railway projects in Kánara, Mr. Monteath's remarks are of interest. He writes:—

“But I do not say that a railway through the district is not desirable or feasible. For one of the dimensions contemplated by the Honourable

Mr. Rodda, the proper line is *via* Mundgod or Haliyál and Sirsi to Kumta. Towns of some importance and a number of large villages would be tapped, and the country traversed would be the spice country, the richest part of Kánara, as well as a part of Dhárwár which supplies the coast of this district with certain classes of produce not grown, or grown very little in Kánara, chillies, for example."

Similarly in regard to Belgaum, Mr. Brown writes:—

"There is anxiety for early construction of the railway lines still under discussion—one linking Belgaum with Bail-Hongal, Saundatti and Hubli: the other connecting Nipáni on the west, and the north-east of the district as far as Bágalkot in Bijápur, with the main Madras and Southern Marátha Railway system. Athni is stirring also to have the proposed line from Pandharpur to Miraj carried through its neighbourhood."

In accordance with the orders contained in paragraph 14 of Government Resolution, No. 4553, dated 14th May 1914, the following figures showing the area held by agriculturists and non-agriculturists are reported:—

| Serial No. | Names of the Districts. | Area of land held by agriculturists. |                       | Area of land held by non-agriculturists. |                     | Total area in 1912-13. | Total area in 1913-14. |
|------------|-------------------------|--------------------------------------|-----------------------|--|---------------------|------------------------|------------------------|
|            |                         | 1912-13.                             | 1913-14.              | 1912-13.                                 | 1913-14.            |                        |                        |
|            |                         |                                      | (In thou sands.)      |  |                     |                        |                        |
| 1          | Belgaum                 | 1,644<br>98 per cent.                | 1,645<br>98 per cent. | 123<br>7 per cent.                       | 123<br>7 per cent.  | 1,767                  | 1,768                  |
| 2          | Bijápur                 | 2,746<br>97 per cent.                | 2,853<br>98 per cent. | 70<br>3 per cent.                        | 68<br>2 per cent.   | 2,816                  | 2,926                  |
| 3          | Dhárwár                 | 2,070<br>92 per cent.                | 2,074<br>92 per cent. | 179<br>8 per cent.                       | 180<br>8 per cent.  | 2,249                  | 2,254                  |
| 4          | Kánara                  | 275<br>80 per cent.                  | 275<br>80 per cent.   | 67<br>20 per cent.                       | 67<br>20 per cent.  | 342                    | 342                    |
| 5          | Kolába                  | 550<br>71 per cent.                  | 549<br>71 per cent.   | 221<br>29 per cent.                      | 222<br>29 per cent. | 771                    | 771                    |
| 6          | Ratnágiri               | 527<br>90 per cent.                  | 527<br>90 per cent.   | 59<br>10 per cent.                       | 61<br>10 per cent.  | 586                    | 583                    |
|            | Total                   | 7,812<br>92 per cent.                | 7,928<br>92 per cent. | 719<br>8 per cent.                       | 721<br>8 per cent.  | 8,531                  | 8,649                  |

All officers are unanimous in regarding these statistics as a fallacious foundation for theories, owing to the uncertainty of the definition of agriculturists and non-agriculturists, for, the decision whether any individual is an agriculturist or a non-agriculturist has been left to the village officers. No distinction has been drawn between persons who live by agriculture and wealthy bankers who hold large agricultural estates. The distinction is peculiarly difficult to draw in the Karnátik where the Lingayats are equally farmers and bankers. So also in the Kolába district where Khots, who as landlords are entered under the head of agriculturists, are frequently men employed in business or the legal or official professions.

In regard to the Dhárwár district, Mr. Moysey writes as follows:—

" \* \* \* of the substantial accuracy of the *impression* conveyed by the figures, namely, that practically all the land in this division is in the hands of agriculturists and that it is not passing to non-agriculturists, I have no doubt. The district is a stronghold of prosperous small holders."

And this opinion coincides with the general judgment formed by the Commissioners in a recent conference.

#### Extracts.

##### NORTHERN DIVISION.

J. P. Brander, Esquire, I. C. S., Collector, Surat.

The price of land has risen, and this, coupled with a less demand for takávi, is a clear indication of growing prosperity. The richer class of cultivators do not now remain content with what their lands yield, but are turning their attention to trade, engage themselves in money-lending, or as cotton agents, and own shares in ginning factories.

## CENTRAL DIVISION.

P. J. Mead, Esquire, I. C. S., Collector, Ahmednagar.

The canal areas in the north received a temporary check owing to the high prices of manure which rendered rabi cultivation on the old lines comparatively unprofitable. A rise of over 200 per cent. in the main item of expenditure must disturb any cultivator's budget, and in many cases manure was unobtainable and attempts to grow rabi under flow without manure were of course disastrous. With gradual improvements in agricultural practice and more foresight in resisting the appeal of high prices for manure which the rabi growers require for their own fields, better results will be obtained in the future; but, for the present, a reduction of the rabi area is unavoidable. Much has been done by changes in the rules and forms for irrigation leases to set matters on a more satisfactory footing and the material prosperity of the tract should now be assured, if the selection of land for sugarcane is satisfactorily effected by a scientific survey to commence with and finally ratified after sufficient experience. That done, long leases will be possible and we can demand higher rates and impose necessary conditions involving capital expenditure. In the future, we may anticipate with regret the gradual displacement of the picturesque little furnaces by larger and far more economical central factories, and a very large investment of capital in the cane fields along the Godavari and Pravara canals.

## II.—Inspection.

## 1.—General Inspection.

Commissioner, Northern Division.

Changes of personnel among Collectors occurred in all districts. Broach and Surat changed hands once, the former on account of Mr. Alcock's departure on leave towards the close of the year and the latter on account of Mr. F. G. H. Anderson's deputation on special duty towards the end of March; while Kaira and Thána had three changes; the transfers in Kaira however took place in the earlier part of the year. Ahmedabad once changed hands when the Collector proceeded on three months' privilege leave and the Senior Assistant (Mr. Sedgwick) acted and the Panch Maháls on two occasions for nearly five and seven weeks respectively on my appointment as Acting Commissioner, Northern Division, during the Honourable Mr. Barrow's absence on privilege leave, when the Assistant (Mr. Braham) acted in addition to doing his own duties as Assistant Collector. Changes among sub-divisional officers were comparatively fewer than usual. Six sub-divisions remained in the hands of the same officers, while only two sub-divisions changed officers three times. The changes nowhere, except in two cases, affected touring and inspection work, which were sufficient and satisfactory. The southern sub-division in Surat suffered in this respect, partly owing to three changes in personnel and partly owing to the fact that the officer in charge had to tour with Mr. Anderson under whom he was for the time being working in connection with the revision of the Manual of Revenue Accounts. The Collectors of Ahmedabad, Surat and Thána inspected all the Mámldárs' and Mahálkari's kacheris in their districts. The Collector of the Panch Maháls, during the earlier part of the season, was occupied for about a month in connection with the Bhil rising at Sunth Rámpur, which interfered considerably with his programme of tour. Only one kacheri, however, remained unexamined; but this was visited and the sub-treasury was inspected later in the year. In Kaira and Broach one office each remained unexamined by the respective Collectors. Only the Collector of Kaira omitted to examine the Huzúr Account office for the reason that the Assistant Accountant General had previously audited it. The Personal Assistant to the Collector of Thána, who holds charge of the Salsette táluka, did not inspect the kacheri, apparently on the ground that the Collector had inspected it; this however is no adequate reason. He should have made one inspection to see whether the points noticed at the Collector's inspection had been attended to. The Collector of Kaira worked without a Personal Assistant from 6th August 1913 to 11th December 1913. From the beginning of January, the latter was, in addition to his own duties, given the charge of one táluka.

The sub-divisional officers were engaged during the year in examining the condition of small tanks in certain tálukas of Gujarát, with a view

to ascertaining whether they should be retained with the Revenue Department or transferred to the Public Works Department for maintenance, etc. The examination was completed in the North and South Daskroi talukas in Ahmedabad, in the Kapadvanj taluka in Kaira, in the Godhra taluka in the Panch Mahals, in the Broach and Ankleshwar talukas, including the Hansot Mahal, in Broach and in the Bulsar and Jalalpor talukas in Surat; while the Mehmabad and Matar talukas in Kaira and the Olpad taluka in Surat have been partially done. There are no tanks for examination in the eastern Mahals of the Panch Mahals.

The Honourable Mr. Barrow inspected, without discovering any serious irregularity, all the Collectors' offices and eleven taluka kacheris in the Division, but no Huzur Account offices, as the examination of the latter devolved on the officers of the Accounts Department of the Government of India. The Government orders since received regarding the occasional inspection of Huzur Treasuries by Commissioners will be complied with from the current year. At the inspection of taluka offices in Kaira, the Honourable Mr. Barrow noticed that a tendency had grown up in one sub-division of delaying the disposal of correspondence by putting a host of unnecessary queries to the village and taluka officers. The Collector's attention was drawn to the matter and Mr. Ghosal has taken special pains to eradicate it and to bring work up to date.

#### Commissioner, Central Division.

Changes in the personnel of the Collectors were, except in one district, few. In four districts the Collectors were unchanged throughout the year. Of the remaining three, Mr. Rothfeld was in charge of East Khandesh for nine months and in Nasik Mr. Baker held charge of the district up to the end of the touring season. In Sholapur, however, there were four changes during the year. As regards sub-divisional officers, there were changes in twelve out of 19 charges. The officers who held charge throughout the year were Messrs. Hey and Hiremath (East Khandesh), Denning (Nasik), Rodgers (Poona), Hartshorne and Moulvi (Satara) and Wadia (Sholapur).

The Collectors' tours were comprehensive and the amount of inspection performed sufficient. All or most of the Mamlatdars' offices were inspected by the Collectors in their respective districts, except in the Nasik and Nagar districts where only 4 and 5 offices were inspected out of 12 in each district. In both these districts, however, all the offices were inspected by the sub-divisional officers. In Sholapur, 4 were inspected by the Collector out of 7. In that case allowance must be made for the pressure of famine work. The Collector remarks that he found it necessary to visit Pandharpur ten times and spend 29 days there in order to watch the condition of the people and the cattle in the affected area. As a matter of fact, Pandharpur was the most convenient centre for famine administration during this particular year. The Huzur Account offices were also inspected by all Collectors except those of Ahmednagar and Poona, where the Accountant General himself did the inspection. With one exception, none of the Collectors spent less than the prescribed minimum of 120 days in camp. Mr. Mountford spent 105 days in camp, but this was due to the fact that the special circumstances of Poona and the calls of the numerous institutions with which he is connected require the presence of the Collector at headquarters far more than is the case with other districts. Mr. Mountford displayed much energy and left no part of his district unvisited.

The Collectors generally report favourably on the sufficiency of the inspection work performed by the sub-divisional officers, except in the cases of one Assistant Collector and two Deputy Collectors. In both the latter cases the deficiency was due to ill-health during the touring season. As regards W. D. Nagar, in which only 178 villages were inspected out of 546, Mr. Mead states that the routine inspection was not great, but this was due partly to insufficient notes left by the Assistant Collector who did most of the touring in the sub-division. The sub-divisional officers inspected all the taluka and petha kacheris, except one, which was examined by the Commissioner. Tours were well arranged and the number of days spent by the officers in camp were adequate except in the cases noted above. The amount of inspection of tagai works and boundary marks done still leaves room for improvement. On the other hand, inspecting officers

have learnt to see that the routine work of the kaoharis is done more methodically and to dispose of correspondence promptly by making personal inquiries during their visits of inspection. On the whole, the amount of routine inspection performed by the revenue officers during the year may be regarded as satisfactory.

Commissioner, Southern Division.

*Huzúr Account Office.*—The accounts of all the Huzúr Treasuries in the Division, except those of Kánara, were examined by the Collectors. No serious irregularities were discovered.

*General Inspection.*—All the táluka and mahál offices, with the exception of the two maháls in the Dhárwár district, were inspected by the Collectors.

The sub-divisional officers inspected all the táluka and mahál offices in their respective charges with the exception of those noted below :—

(1) Belgaum táluka and Chandgad mahál—

Belgaum táluka was inspected by both the Collector and the Commissioner, and the sub-divisional officer proposed to inspect it and the petha office in April, but then fell seriously ill.

(2) Kárwár táluka and Mundgod mahál—

The Kárwár office was inspected by the Collector, and the sub-divisional officer therefore did not make the first inspection again. The Deputy Collector failed to make the second inspection without satisfactory reason. The second inspection of the petha office was omitted owing to the transfer of the Assistant Collector and the inability of the Deputy Collector to reach Mundgod.

The number of villages visited and the number of days spent on tour by all the Collectors were adequate.

The number of days spent on tour by the sub-divisional officers was insufficient in the following cases :—

|                                     | Number of days<br>spent on tour. |
|-------------------------------------|----------------------------------|
| 1. Sirsi Division, Kánara ...       | ... 172                          |
| 2. Southern Division, Ratnágiri ... | ... 146                          |
| 3. Northern Division, Ratnágiri ... | ... 136                          |
| 4. Belgaum táluka ...               | ... 141                          |

Illness accounts for the insufficiency of tour of the Assistant Collector in charge of the Belgaum táluka. No reasons have been given by the District Deputy Collector, Northern Division of Ratnágiri, and an explanation is now being obtained.

In the Southern Division, Ratnágiri, the District Deputy Collector was on sick leave in May and his successor, the Huzúr Deputy Collector, was unable to travel; but this does not suffice to explain the shortage of 64 days.

In Sirsi the shortage occurred in November owing to a relief of officers and inevitable delays.

The Commissioner inspected nine táluka offices.

2.—*Destruction, Indexing and Sorting of Records.*

Commissioner, Northern Division.

The indexing and sorting of the English records in the sub-divisional and táluka offices, formerly always hopelessly in arrears, was completed everywhere by the temporary establishment entertained and continued in each district from time to time at a total cost up to date of Rs. 18,620. The indexed files have also been bound at a cost of Rs. 7,560.

Progress in the work of sorting and indexing the records prior to 1857 and destroying useless papers is reported from one district only, *viz.*, Kaira, where all the tálukas have been completed. The Honourable Mr. Barrow scrutinized



all the records prior to 1857 in the Commissioner's office and destroyed all papers not worth preserving; the indexing of the papers found to be worth preserving is almost finished. Government orders approving his proposals to allow the Chitnis to the Collector to examine the vernacular records at headquarters and the District Deputy Collector to dispose of those in taluka offices, have since been received, and will accelerate the work, which, when completed, should, with the further destruction of useless papers, according to Mr. Anderson's A, B, C, D lists (when sanctioned), relieve the congestion in the record rooms to an appreciable extent.

In all the taluka and mahál kacheris, which the Commissioner inspected the indexing was found up to date and B papers had been destroyed. The City Inquiry Record Room at Bulsár is reported to be in disorder and the Collector is taking steps to reorganize its management.

#### Commissioner, Central Division.

Conformably with paragraph 7 of Government letter No. 7919, dated August 22nd, 1911, the Collectors have made no remarks on this subject in their reports.

The indexing and sorting of vernacular records is generally up to date everywhere.

The sorting of English records on the lines indicated by this office is complete in all districts and steps are being taken to bring their indexing up to date without extra establishment.

### III.—Revenue Establishments, including Village Officers and Land Records Staff.

#### 1.—Land Revenue Staff.

#### Commissioner, Northern Division.

The work of the Mámlatdárs and Mahálkaris has, with one or two exceptions, been commented upon favourably everywhere and many have been selected for special commendation. Everywhere land revenue and tagái collections were very satisfactory, which shows how well the Mámlatdárs did this part of their duties. There was only one punishment amongst Mámlatdárs for direct disobedience of orders. The Mámlatdár was reduced by one grade and deprived of his first class magisterial powers. In Kaira, the introduction of the Criminal Tribes Act, the grant of waste areas for cultivation, disposal of superfluous bábul trees which hampered cultivation and the suppression of illicit distillation and other ábkári offences and, in Broach, the very strict enforcement of the provisions of the Bhágdári Act, added not a little to the duties of Mámlatdárs. The temporary appointment of the First Class Resident Magistrate, Nadiád, which was continued for the whole year, has recently been extended by a further period of three years.

The Kaira Collector's office was strengthened by the addition of one clerk to cope with the heavy excise work and another was sanctioned for the Central Opium Depót opened at Nadiád as a result of the introduction of the separate shop system. Sixteen Special Circle Inspectors worked temporarily in Kaira in connection with boundary marks repairs, while two such were entertained in Surat for private measurement work out of fees received. Tagái work necessitated the entertainment of 14 temporary kárkúns in Ahmedabad, 15 in Kaira, 7 in the Panch Maháls, 9 in Broach and 1 in Thána, but some of them did not work for the whole year. In addition, Kaira was given 5 Aval Kárkúns for 7 months (but one was entertained for 6 months only) and the Panch Maháls only one.

The reorganization scheme of the Subordinate Revenue Service was sanctioned and brought into force during the year. The policy enjoined by Government of reducing the number of appointments on Rs. 15 and utilizing the saving thus obtained towards increasing the number of posts in the higher grades was given effect to in four districts up to the end of the year, but all the posts on Rs. 15 have been abolished in Surat only. In spite of the improvement thus effected in the prospects of the lower branch of the service, complaints are still received about the difficulty of securing good recruits, particularly from those districts where there is a dearth of English-knowing clerks. By the abolition of fifteen-rupee posts, the initial salary has been

raised, but the limit of Rs. 45 for the Lower Branch of the Subordinate Service still has the effect of diverting School Final and matriculated men to the better openings which private employment offers. The prospects have been improved, however, and it is satisfactory to find that a cheerier tone prevails in the Thána reports. Surat (Mr. Brander) reports that it will be feasible to abolish some Rs. 20 posts, and raise the pay of others to Rs. 25.

Mr. Anderson's Indexed Slip System of correspondence and filing of papers has, as directed by Government, been introduced in some offices in Broach as an experimental measure and has also been adopted in the Commissioner's office since May last. A modification of the system used in one sub-divisional office in Ahmedabad has, it is reported, considerably lightened the work of the office.

#### Commissioner, Central Division.

Famine work in the Sholápur district taxed to the full the energies of the Mámldárs and other revenue subordinates. They were relieved of such routine work as could be postponed with the best results.

The work of the Mámldárs and Mahákaris is generally reported to be satisfactory—only one Mámldár is mentioned (from the East Khándesh district) as thoroughly unsatisfactory.

The creation of the Pathardi mahál in the Nagar district added two Mahákaris to the district in lieu of a Mámldár and the results are said to be good.

Most Collectors agree that the long looked for reorganization of the lower grades of the revenue service has given a stimulus to the service generally. The Collector of Sátára reports that it has already improved recruitment and that School Final men are coming forward in larger numbers. The abolition of the lowest grade of kárkúns on Rs. 15, which is progressing steadily in all districts, should also help towards more satisfactory recruitment, though complaints in this matter are still made by some Collectors. In several districts, this latter arrangement has resulted in a block in the Rs. 20 grade and one Collector has already submitted proposals for effecting further re-arrangements with a view to relieving this block without extra expense to Government. Some measure of relief in this direction will shortly be required, and if some extra expenditure is involved it must be faced. The Collector of Poona observes:—

“As it is, I find it very difficult to get School Final men in sufficient numbers and only too often I have to be satisfied with Matriculation candidates. The dearth of qualified English-knowing candidates for the subordinate clerical posts still continues. Thirteen School Final and 11 Matrics were admitted to the lists, but only 4 School Final men and 6 Matrics actually joined.”

The employment of matriculated men requires the sanction of Government under Government Resolution, Educational Department, No. 1363, dated 28th July 1910. This is being pointed out to the Collector. The Collectors of both Khándesh districts complain of the want of efficiency and intelligence in their clerical establishments and of the difficulty of getting good School Final recruits. But these deficiencies are apparently due not so much to inadequate pay and prospects in the revenue service as to local circumstances.

Steps were taken in some districts during the year to improve Local Fund Establishments, especially the Maistry class.

#### Commissioner, Southern Division.

The reports on Mámldárs and Mahákaris are favourable. The average level of efficiency is good and, in some cases, originality and administrative ability are shown. Their first duty is of course the supervision and improvement of their own offices, but apart from this, surplus energy has been expended in promoting Co-operative Societies and Agricultural Associations and attending to local fund works and sanitation.

Twenty-four of the Mámldárs are now First Class Magistrates. With the increasing representation of accused persons by counsel and with the increasing experience and astuteness of counsel, criminal work becomes more intricate and prolonged. Relief has been given to sub-divisional officers by the appointment of additional First Class Magistrates amongst the Mámldárs, and

the point has now been reached when additional relief is necessary to these Mámílatdár Magistrates. The system prevailing in Sind of the appointment of Resident Magistrates has answered well there and may be found suitable for adoption; and full use has not yet been made of Benches of Honorary Magistrates.

The work of Head Kárkúns is severely criticised in some reports. In regard to the instruction of these officers in their duties as Magistrates, I have submitted my views in my letter No. P-343, dated 3rd August 1914. The attention of the Collectors of Bijápur and Dhárwár is being drawn to certain bad cases specially noted by the District Deputy Collectors. There is no reason why wilful remissness and inefficiency should be suffered. Where Head Kárkúns prove unequal to their duties, they should be relieved of those duties and reduced.

The division of the service into Upper and Lower branches continues to meet with the criticism to which every important change is exposed. The misconception still prevails that men in the lower branch cannot rise above Rs. 45, whereas the number of direct recruitments to the upper branch is limited and the majority of upper posts must still be recruited by selections from the lower branch.

The abolition of the minimum post on Rs. 15 has not yet been completed, but the improvement of the initial pay to Rs. 20 is an important reform and should be carried through at once.

## 2.—Land Records Staff.

### Commissioner, Northern Division.

The work of the District and Assistant District Inspectors of Land Records was satisfactory: Mr. Fox, Assistant Collector, Thána, however found the former's supervision over Circle Inspectors purely mechanical and him and the Assistant District Inspector not of much use. The District Inspector, Panch Maháls, supervised the work of survey and classification in 23 villages and tested theodolite work in 29 villages in the Jámbughoda State.

The work of the Circle Inspectors is reported to have been good on the whole, except in the eastern maháls of the Panch Maháls and one sub-division of Thána, where their boundary marks repair work has not been favourably commented upon. The Collector of Ahmedabad writes:—"The appointment of potential Mámílatdárs as Circle Inspectors has, the District Inspector says, been productive of considerable improvement in the work; it also of course increases the fitness of the candidates for the posts to which they aspire." While the Collector of Thána feels quite certain that all Circle Inspectors would do better for more pay and supervision, and has with this end in view appointed men doing duty as Circle Inspectors on higher pay and arranged that there shall always be a minimum number of Circle Inspectors drawing not less than a certain pay so that they may be induced to stick to their work instead of reverting to the clerical line. One of the sub-divisional officers in Surat (Mr. Master) observes:—"The results of employing talátis as Circle Inspectors have not been promising. The Kárkún Circle Inspector is far less bound by routine and not so obstinate in his reluctance to accept new ideas and new methods." The rewriting of the Record-of-Rights in Kaira and in the Bhágdári villages in Broach occupied a good deal of the Circle Inspectors' time. In Ahmedabad, one village site was measured by one of the ordinary staff of Circle Inspectors; while in the Panch Maháls, that of Chámpáner City was completed by the General Duty Inspector and work has been commenced in two other villages in the district; in Surat, six villages were completed in one sub-division.

The quinquennial round of repairs to boundary marks was finished in one district only, *viz.*, Surat and has nearly been completed in one sub-division in Broach; the other reports contain no information in this respect. In Kaira, the year's programme was completed; while either in consequence of slackness on the part of Circle Inspectors or on account of measurement and miscellaneous work cropping up, it could not be done in Thána except in a few groups. The Ahmedabad and Panch Maháls reports are silent on the point, but it is presumed

that the Circle Inspectors did the year's repair work. In Surat, 91 villages, including the 26 remaining from the preceding year's programme, were completed and Rs. 4,833, of which Rs. 4,228 were recovered during the year, expended on private survey numbers, the expenditure on Government waste numbers amounting to Rs. 447; while in Kaira, 80 villages that were put down for the year's inspection were done and 60,325 marks, of which the small number of 664 were attended to by land-holders, repaired by Circle Inspectors. The Collector very rightly intends to raise the penal rate still higher from the next season. A special staff of Circle Inspectors was engaged for the purpose in Kaira and its cost recovered by a special levy. This plan should, I think, be adopted only in very special circumstances. It might possibly suit present needs in Thána, and the Collector's attention will be invited to the point. In the Godhra taluka of the Panch Maháls, the rate was increased from Re. 1 to Rs. 2 as an experimental measure and proved effective. It is satisfactory to find that in Surat occupants are learning to repair the marks themselves and thereby saving themselves extra expenses.

The experiment of carrying out the whole measurement work of a taluka by a special Circle Inspector undertaken successively for the last two years in the Godhra and Broach talukas in the Panch Maháls and Broach respectively has proved quite a success and is to be extended to other talukas in the districts. A similar, but modified, arrangement was adopted in Kaira, where the measurement work of the whole district was done by the General Duty Inspector and one Circle Inspector detached from the staff of the Nadiád taluka, both working directly under the District Inspector; but as routine work suffered in consequence, an extra Circle Inspector has since been sanctioned. Private measurement work in Surat was executed through the agency of temporary Circle Inspectors entertained specially for the purpose and remunerated from fees received from the parties concerned; the system is said to be working satisfactorily.

#### Commissioner, Central Division.

All District Inspectors are reported to have worked well during the year. Mr. Yardi in Sátára has again done good work in reducing the arrears of the Survey Office and particularly in clearing off the accumulation of long standing measurement cases. Mr. Patwardhan in Sholápur has also done good work. His Collector reports that owing to pressure of famine work the District Inspector was asked to assist the Mámlatdárs in the Pandharpur sub-division.

Pôt Hissa measurement was carried on by seven parties. Six of these parties worked in the field, while the seventh party of over thirty men was retained in Poona throughout the year to work out assessments for areas which had been measured in previous years. The measurement done up to the close of the year was as follows:—

| District.     | Talukas completed.   | Talukas in progress.   |
|---------------|--|--|
| Poona         | Bhimthadi<br>Sirur.<br>Mával.<br>Mulshi Petha.<br>Haveli (almost completed). | Purandhar.   |
| Ahmednagar    | Kopargaon<br>Nagar<br>Shrigonda.   | Sangamner.<br>Párner.  |
| Sholápur      | Bárai  | Karmála.<br>Pandharpur.                                      |
| Násik         | Only irrigated villages have been touched so far.                            |  |
| East Khándesh | Erandol  | Yával.<br>Amalner. } Alone await completion.<br>Ráver.       |
| West Khándesh | All original works completed   | New hissas in Dhulia and Sindkheda being brought up to date. |

Special railway measurement work was done in the East Khándesh district.

The difficulty of getting efficient men as Circle Inspectors is again reported from several districts. Some Collectors, *e.g.*, those of West Khándesh, Násik and Poona, have tried to improve the land records staff by giving special promotions to those who work well as Circle Inspectors and improvement may be expected by careful selection and elimination of the unfit. Mr. Mountford writes as follows:—

“I pay special attention to the improvement of the Circle Inspector's position in this department, as they have harder duties to perform and kárkúns have hitherto done their best to avoid such posts or to be transferred back as soon as possible. They are given preference in promotions. Their work is closely watched and any slackness on their part, such as in measurement cases, is punished by withholding pay and travelling allowance until certain work is performed. This procedure has had a good effect and of late has not been necessary. Out of a total of 347 measurement cases received during the year, 305 have been carried to completion.”

In the Násik district, it was found necessary to reduce one Circle Inspector and to strike off one temporary man; in the western division of Poona, 1 Circle Inspector was reduced and 1 dispensed with; in the Wái division (Sátára), 3 Circle Inspectors were warned, one who was previously warned, was reduced and finally removed, while in the Karád Division (Sátára), 1 Circle Inspector was reduced.

Very satisfactory reduction in the arrears of measurement cases has been reported from all districts. This was the result of the new system under which this duty was assigned to special men in all districts except Poona. Mr. Mountford believes in and succeeds in getting it done by the regular staff. It can of course be done in the way he describes. But, in my opinion, such a system imposes an unfair strain on the superior revenue staff and must inevitably make the work of Circle Inspector even more unpopular than it always has been. In the Ahmednagar district, one Circle Inspector was put on measurement work exclusively in each táluka and the Collector reports that, though the measurement work was almost cleared off, yet the experiment was only partially successful and would be tried for another year. In the West Khándesh, Násik, Sátára and Sholápur districts, a certain number of Circle Inspectors were placed exclusively on measurement work in the district under the direct supervision and control of the District Inspectors and in most cases the experiment has been commented on favourably. Mr. Kadri, from West Khándesh, reports that it was not successful and Mr. Denning, Sub-Divisional Officer in the Násik district, states that, though it was successful, it may have been so owing to the amount of special supervision exercised this year and it has the demerit of making other Circle Inspectors and would-be Mámlatdárs forget what little they had learnt of survey work.

The Collector and another sub-divisional officer from the same district (Mr. Lawrence), however, are strongly in favour of the special measurement staff under the District Inspector. As this is a very important subject and has been under careful consideration for some time past, the remarks of some of the Collectors and sub-divisional officers and of the Superintendent of Land Records and Registration, Central Division, are quoted below.

The Collector of Ahmednagar writes:—

“The supply of old Circle Inspectors from the Survey Department is being exhausted and the new recruits, though trained in survey, cannot do intricate measurement work with accuracy. On the other hand, ordinary measurement work can be done by any trained Circle Inspector who is kept in practice and if all measurement work is given to one Circle Inspector, the others are likely to forget what they have learned.”

The Collector of Násik writes:—

“The appointment of special Measurement Circle Inspectors, directly under the District Inspector, has also tended to efficiency. But it is

extremely difficult to get good and contented men for this rather unpopular work as long as the Circle Inspectors are mixed up for promotion purposes with the entirely different clerical branch. I am strongly of opinion that they should be in a separate list."

The Collector of Sátára writes :—

"Experience shows the impossibility, with due regard to efficiency, of combining in the same staff the ordinary functions of a Circle Inspector with those of a measurer. The revenue hands, after undergoing training in survey work, are, with few exceptions, inefficient measurers. The reason of course is that the training is not long enough and the practice not continuous. On the other hand, the expert measurers of the old Survey Department are apparently incapable of mastering the instructions for the preparation and maintenance of the Record-of-Rights.

"The separation of measurement work from the ordinary functions of my Circle Inspectors' staff will give much needed relief and will enable more time to be devoted to the mutation registers."

The Superintendent, Land Records and Registration, writes :—

"From what I have seen, the method of employing special men on measurement work alone, works most satisfactorily. It is much more easy to control this special staff under the eye of the District Inspector. Delay in disposing of measurement cases is avoided, as the Circle Inspector has not the excuse of having had other work to do, while it is possible to employ only the best measurement knowing men instead of getting the work done by the ordinary Circle Inspectors who had little interest in the work and little experience. In Poona only has this scheme not been put in force."

The views of the Divisional Commissioners and the Settlement Commissioner are very much those expressed by the Superintendent. The subject has been discussed by them at length at three conferences during the last six months and recommendations have now been submitted to Government.

The progress in boundary mark inspection, though satisfactory, still calls for considerable improvement. In several districts, special establishments, paid from the fees collected, were entertained and in such places the work was completed. In Sholápur, the work of repairs was suspended in all talukas, except Bársi, on account of famine condition. The Superintendent, Land Records and Registration, states :—

"My conclusion is that not nearly enough attention is paid to this important work and that the present system of complete repair at intervals of five years or more, followed by total neglect for the remaining period, is most unsatisfactory. It seems to me that village officers should be held as much responsible for the good condition of all the boundary marks of their villages as they are for the state of Record-of-Rights and crop registers therein. With the adoption of the proposed scheme for reduction of the number of marks and the appointment of talátis, it is hoped that it will be possible to pay closer attention to the upkeep of boundary marks."

I am inclined to concur in these remarks.

In the Ahmednagar district, the Collector has introduced a novel system for checking encroachments on village sites by preparing maps of streets, open spaces and boundaries of the villages. The success or otherwise of this scheme, which is explained by the Collector as follows, will be watched with interest :—

"Encroachments in village sites are constantly reported and I found that in some cases the encroachments were important from the public point of view, in others, that the encroachments were of importance to a few individuals only, while in very few cases was there any evidence on either side to speak of. I have accordingly decided to map gradually all village sites of any importance on the following lines. We begin by selecting, with the assistance of the principal inhabitants, the more important streets, explaining that no complaints of encroachments in other

streets will be listened to hereafter. In particular, we map the outskirts of each gaathan where encroachments are easiest. No attempt is made to map the limits of each house. The map is purely a map of streets and open spaces and gives the actual situation at present. Open sites may be in dispute or be subsequently claimed, but it is always important to know such a site was vacant in a given year. The work is done by Circle Inspectors to begin with and completed by village officers. The Mahárs give their services free and their names are recorded on a stone erected at the ves when the plan is finally approved. To accelerate the work we take offsets (with the cross staff) to principal bends and house corners only and thus fix a road line beyond which no encroachment will be allowed in future. Existing projections beyond this are noted in the map as either permanent or temporarily allowed to continue. The map is not drawn to scale, but all distances are marked as measured by chain or tape and the base lines are usually fixed with reference to solid buildings, temples and the like. So far, 25 villages have been completed and six are in progress and, now that our rules have been settled in the light of experience gained, a more rapid rate of progress is anticipated. Some Circle Inspectors and Kulkarnis have done quite good work: in other cases the average is lower."

Commissioner, Southern Division.

The reports on the District Inspectors are favourable. Men are specially selected for this duty and retained in the post for a few years, now limited to six. In view of their special promotion, they work with activity and zeal.

The Circle Inspector staff appears to be much improved. Stricter control is being enforced. The special programmes of work with prescribed standards have proved useful in enabling officers to exercise more effective supervision.

In the Bijápur district, 4 cases of misconduct and dishonesty are under inquiry. In the Kánara district, sub-divisional officers introduced a system of conference of Circle Inspectors, Shanbhogs and candidates, under the guidance of the Mámlatdár, and are satisfied that the results were good.

*Boundary marks.*

The work in most villages was completed in accordance with the sanctioned programme. The imposition of penal rates has induced the majority of rayats to repair their own marks, and it is only in the richer black soil tracts of Dhárwár that the rayats prefer to have the work done on their behalf by contract. The suggestion of one officer that the repairs should be executed during the rains is not practicable.

*Measurement cases.*

The disposal of measurement cases during the year is as shown below :—

| District.        | Opening balance. | Received in the year. | Total. | Disposed of. | Balance. |
|------------------|------------------|-----------------------|--------|--------------|----------|
| Belgaum ... ..   | 123              | 352                   | 475    | 347          | 128      |
| Bijápur ... ..   | 122              | 324                   | 446    | 369          | 77       |
| Dhárwár ... ..   | 368              | 255                   | 623    | 390          | 233      |
| Kánara ... ..    | 168              | 454                   | 622    | 410          | 212      |
| Kolába ... ..    | 30               | 135                   | 165    | 129          | 36       |
| Ratnágiri ... .. | 59               | 180                   | 239    | 195          | 44       |
| Total ... ..     | 870              | 1,700                 | 2,570  | 1,840        | 730      |

The arrears are heavy in Dhárwár and Kánara. The Collectors' requests for extra special Inspectors have been held over by the Commissioner, pending the settlement of the question of special measuring agency for keeping up to date the pôt hissa phalni work now in progress.

3.—*Village officers.*

## Commissioner, Northern Division.

Punishments among village officers numbered 85 and were 22 per cent. less than in the year preceding. Dismissals amongst patels were practically the same as in that year, while amongst talátis the number was 50 per cent. lower and occurred in Surat and Thána, being due to slackness and laziness. Suspensions amongst patels and talátis numbered 50 and 10 respectively as against 76 and 20. There were also a few degradations amongst talátis. Kaira still maintained the highest record of punishments, but the percentage on the divisional figures much improved, having fallen to 25. It is complained of the patels in Kaira that many of them connive at illicit distillation of liquor in their villages. There were two cases of misappropriation of public money or property by police patels, of whom one was dismissed and the other suspended. Presumably, inquiry against the latter is in progress.

Talátis' and Patels' work has not, on the whole, been favourably spoken of; but amongst them there were many who did honest and useful work. Of the latter, 116 talátis and 120 patels, including inferior village servants, were granted rewards in the shape of pagris, shawls, etc., or in cash, in token of approved service. One Patel in the Panch Maháls rendered conspicuous help to the District Police in the arrest of a notorious rascal.

The personal pay system, which was introduced amongst talátis, has been a thorough success. Their prospects were further improved by raising the pay of the lowest grade from Rs. 10 to Rs. 12.

Police Patels, exercising special powers under the Village Police Act, are reported to have again done good work, except in the case of five individuals in Broach who did not exercise their powers for reasons not explained.

In Kaira, the difficulty of obtaining Rawanias to serve at táluka headquarters and in surrounding villages at the revised scale of pay was overcome by reducing their number and increasing their remuneration proportionately. Even after the adoption of this policy in Ahmedabad in the preceding year, jiwaidárs were not to be had and the Collector intends to submit proposals in the matter. The reorganization of inferior village servants was fully introduced in the Panch Maháls and in three tálukas in Surat, while in Broach the work is being vigorously pushed on. With the completion of the Mata Registers in the eastern maháls and in the Mehvási villages and the Kálol táluka in the Panch Maháls, the work is complete in the district.

## Commissioner, Central Division.

The year will be memorable in the history of service watans for the first practical movement, after decades of consideration and discussion, in the direction of commuting the rights of service of the hereditary kulkarnis and the substitution of stipendiary accountants or talátis. There was naturally some opposition in the beginning, partly due to sentiment and partly to an inadequate comprehension of the scheme contemplated by Government. Commendable efforts made by the Collectors, Sub-divisional Officers and Mám-latdárs to dispel all misapprehensions on the part of the representative watandárs and the liberal terms of commutation offered by Government soon melted the opposition, except in isolated areas, and the work of commutation and appointment of talátis has progressed in the Deccan districts beyond all expectations. All the revenue officers combined to bring about this most desirable reform and they deserve all credit for the loyal services rendered on this occasion. But it is right to say that the success of the movement in its present shape is primarily and throughout due to the Honourable Mr. Curtis who, as Commissioner of this Division, formulated a generous policy and proved to Government by simple figures its practicability, convinced the first set of kulkarnis that gave in their assent (those of the Niphád táluka of Násik) of its fairness to them and to the public and stimulated the officers of the Division to a sense of what could be done and what must be done. In working out the details and convincing the recalcitrant or half-hearted, Mr. B. H. Godbole, Deputy Collector on Special



Duty, has been of the greatest assistance, both to the Commissioner and Collectors, while to the Commissioner the sound sense and unequalled knowledge of Ráo Bahádur R. N. Joglekar have throughout been invaluable aids.

As the movement has formed the subject of special reports and as the commutations were effected after the close of the year under report, it does not seem necessary to quote figures in detail nor to enter into the merits and demerits of the Government policy or the kulkarnis' case. The following rough summary of results up to date is, however, of interest :—

| District             | Proportion of Kulkarni Wataus wholly commuted. | Proportion of Kulkarni Wataus in which part of the sharers have agreed to commutation. |
|----------------------|--|--|
|                      | Per cent.                                      | Per cent.  |
| Ahmednagar ... ..    | 78   | 18   |
| East Khándesh ... .. | 86   | 7  |
| West Khándesh ... .. | 99   | 1  |
| Násik ... ..         | 71   | 16   |
| Poona ... ..         | 76   | 22   |
| Sátára ... ..        | 41   | 29   |
| Sholápur ... ..      | 16   | 14   |
| Divisional Total ... | 69   | 16   |

All Collectors are making the most careful selections for the talátis' posts, with due consideration for the claims of competent kulkarnis.

Of the total number of 12,648 pátils in the Division, 225 or a percentage of 1·7 were suspended and 20 or a percentage of ·15 were dismissed. The total number of kulkarnis is 4,991, of whom 146 and 21 or 2·9 and ·42 per cent. were suspended and dismissed respectively.

There were no prosecutions of village officers in the Ahmednagar district. Between the remaining six districts, 36 pátils and kulkarnis were proceeded against criminally for misappropriation of public money and other offences, with convictions in 24 cases. The largest number of convictions in any single district was 10 in Sátára.

In all districts rewards were granted to village officers and servants for good work ; and a pátil in the West Khándesh district was given a sword.

The Police Pátils, invested with special powers under the Village Police Act, did only a fair amount of work on the whole. In Sátára, only five cases were tried by 19 Police Pátils between them and the Collector's remarks regarding their magisterial work are quoted below :—

“Twelve Police Pátils have been invested with powers under section 15, Bombay Village Police Act, but they only tried five cases between them. I have instructed all Magistrates to lose no opportunity of referring to pátils, empowered under section 15, persons who bring complaints of the petty nature described in that section and in section 16. I have also instructed Magistrates to refer freely to the Police Pátils of the villages concerned, persons who bring complaints of the petty nature described in section 14 of the Act, provided that the offence can be adequately punished by 24 hours' detention, that the complaint can be presented to the pátil within 8 days of the occurrence of the offence and that the pátil in question is of sufficient status and education to deal with the case.

“It would afford considerable relief to the Magistracy if all petty cases of the nature referred to were disposed of by the pátils, whose status would at the same time rise sensibly.”

As regards the general efficiency of pátils, Mr. Mead writes:—

“Pátils vary considerably, but illiteracy is common to most of them and I think handicaps them considerably. I propose in the large villages to warn the watandár families concerned that appointments will not be made of illiterate candidates after a certain date.”

Mr. Haigh, Assistant Collector in the Sátára district, has, however, a good word for the general work and influence of the pátíl. He writes:—

“Much of the best work of the pátils is done behind the scenes in maintaining order in the village, and assisting the administration. I have seen few signs of the diminishing respect for this office. A pátíl of ordinary ability and strength of character holds a commanding position in his village and the post is largely sought after. His power is of course not infrequently abused, but in spite of the fact that most pátils are illiterate, I think it may be said that they have a fair conception of their duties.”

Commissioner, Southern Division.

The following statement shows the punishments inflicted on village officers:—

| District.          | Kulkarnis, including Talátis and Shanbhogs and Japtidárs in Ratnágiri. |               |                   |                   | Pátils.       |               |                   |                   | Remarks. |
|--------------------|--|---------------|-------------------|-------------------|---------------|---------------|-------------------|-------------------|----------|
|                    | Total number.  | Number fined. | Number suspended. | Number dismissed. | Total number. | Number fined. | Number suspended. | Number dismissed. |          |
| Belgaum ..         | 715  | ...           | 13                | 4                 | 1,189         | ...           | 15                | 2                 |          |
| Bijápur ...        | 740  | 19            | 18                | ...               | 1,224         | ...           | 22                | ...               |          |
| Dhárwár ...        | 848  | 11            | 15                | 2                 | 1,496         | 10            | 25                | 5                 |          |
| Kánara ...         | 336  | ...           | 6                 | 4                 | 860           | ...           | 13                | 10                |          |
| Kolába ...         | 256  | ...           | 2                 | 1                 | 1,777         | ...           | 13                | 3                 |          |
| Ratnágiri ...      | 277  | ...           | 3                 | ...               | 1,312         | ...           | 15                | 1                 |          |
| Total for 1913-14. | 3,172  | 30            | 57                | 11                | 7,858         | 10            | 103               | 21                | 232      |
| Total for 1912-13. | 3,243  | 1             | 59                | 9                 | 7,880         | ...           | 112               | 22                | 203      |

Besides these, two talátis were reduced and one Police Pátíl, who was convicted, was permitted to resign. The fines were inflicted for wilful slackness in the performance of duty and disobedience to Circle Inspectors. The number of fines imposed on hereditary pátils and village accountants in Bijápur and Dhárwár is considerable. One pátíl (in Chandgad Mahál) was suspended “for proclaiming that widows under 40 should remarry under Government orders, his intention being to levy blackmail.”

Twenty-one pátils (including watandár pátils) and 6 kulkarnis were prosecuted, out of whom 9 pátils and 3 kulkarnis were convicted, 10 pátils and 2 kulkarnis acquitted, and the prosecution against two pátils and one kulkarni was pending at the end of the year under report. The life interest in his watan of one of the kulkarnis convicted was also forfeited.

In the three Karnátik districts, the terms offered by Government to kulkarnis for the commutation of their right of service have been promulgated. A small proportion of the kulkarnis accepted the terms at first, but on the organisation of a movement in opposition withdrew their consent. The matter has, since the close of the year, been under special investigation by the Honourable Mr. McNeill, whose report is awaited.

The Shanbhog staff in Kánara was strengthened. The remuneration of Police Pátils and village Mahárs of some important villages in Ratnágiri was also improved. The last grade of talátis has been raised from Rs. 10 to 12.

There are 58 pátils exercising special powers under the Village Police Act in this Division; their work is reported to be generally satisfactory, though the number of cases disposed of by them was not large.

Rewards in various shapes were distributed in all the districts in the Division among 72 pátils and 59 kulkarnis (including Shanbhogs and talátis), 9 Sanadis, 3 Walekars, 3 Ugranis and 19 Mahárs; besides, a special reward of Rs. 50 was distributed among five kulkarnis of inám villages in the Muddebihal taluka where the Record-of-Rights was introduced for the first time.

4.—*General remarks on progress made in the measurement of sub-divisions of survey numbers.*

Commissioner, Northern Division.

Classes for the training of village accountants in survey have been finally discontinued and the work of measurement and mapping of sub-divisions is now entrusted to special parties. The measurement of sub-divisions by means of the plane table was commenced in one taluka in Kaira, but not completed; while in Ahmedabad and the Panch Maháls, it is still to be undertaken. The parties at work in Broach were employed in more than 200 villages in all the talukas and maháls of the district and measured nearly 94,000 sub-divisions, almost finishing work by the end of the year in four talukas. In spite of numerous petitions, the work was found, on examination, to have been carefully and accurately done. In Surat, four parties, each of 8 surveyors and a Nimtandár, worked from the beginning of November to the second week in June and disposed of about 73,000 measurement cases of sub-divisions in more than 86 villages. Work now remains to be completed in three talukas only and will, it is expected, be finished before the end of 1915-16. Besides the Hissa Mápni work, two village-sites in the Chorási taluka of Surat were measured by means of the plane table, in addition to those noted under section III-2 above and a few others are to be selected in order to give effect to the orders in Government Resolution No. 5407, dated 10th June 1914. In Thána, one taluka and two circles each in three others and one in one mahál were completed during the year; but the Collector was not satisfied with the method adopted by the party working in the district and, having discussed matters with the Director of Land Records, hopes to place the work on a more useful footing next year.

Commissioner, Southern Division.

The measurement of sub-divisions is carried out by special parties of measurers and special measuring Circle Inspectors. Two parties of Circle Inspectors, numbering 18 and 6, respectively, were trained in Belgaum and in Ratnágiri.

Measurement of sub-divisions was completed in the following districts, talukas and pethas:—

| Districts. | Talukas.   | Pethas.    |
|------------|------------|------------|
| Kolába     | Pen        | Nágothna.  |
|            | Koha       | .....      |
| Ratnágiri  | Málvan     | Guhágar.   |
|            | Dápoli     | Maudangad. |
|            | Chiplun    | .....      |
| Bijápur    | Bijápur    | .....      |
|            | Bágalkot   | .....      |
| Dhárwár    | Dhárwár    | .....      |
|            | Karajgi    | .....      |
|            | Ránebennur | .....      |

Ten parties were employed and more than 215,000 sub-divisions were measured. The cost per sub-division has fallen to 5½ annas in the Karnátak and 3½ annas in the Konkan districts.

## IV.—Special Matters.

## 1.—Record of Rights.

## Commissioner, Northern Division.

The Record was introduced in 2 Government villages which were hitherto inám, but have since reverted, 11 leasehold and 6 inám villages in Ahmedabad and in two Mewási villages in the Panch Maháls and will, it is expected, be announced by the beginning of the current fair season. In Ahmedabad, the fair copying of the Record in inám villages has been delayed pending decision as to the form to be used. In one village of Ahmedabad, *viz.*, Dholera, where its introduction was delayed owing to a dispute as to the ownership of the village between Government and the Girássias, the work has been taken in hand and will be completed shortly. Some inámdárs in Ahmedabad are reported to have refused to extend the Record-of-Rights Act to their villages, in spite of the assurance that their tenants' status would, after its promulgation, remain unaltered. The reason for the refusal is not known, but may be guessed. As it was decided in Thána that both the work of measuring sub-divisions of survey numbers and that of re-writing the Record in the remaining circles of each of the tálukas in the district, should be undertaken simultaneously, the preparation of the Record was commenced in inám villages of the district and has been completed except in a few villages in the Sálsette táluka where revision survey operations are in progress. In the Bhágdári villages in Broach, it has been re-written in rough according to bhágs, in the form adopted for use in such villages.

The registers and statements subsidiary to the Record and the measurement of sub-divisions of survey numbers helps more and more to establish the accuracy of the Record; people now appreciate its utility and advantages to a greater degree, and are quicker in reporting the acquisition of rights; in the Panch Maháls, however, they are not so keen as elsewhere. Surat again reports that "instances of sales of lands without having regular deeds passed and registered are not rare."

Government sanction to the general introduction of the form adopted experimentally in connection with heirship enquiries of deceased land-holders, was received during the year. The new form of combined crop and tenancy register was adopted in all tálukas in Kaira and Village Form No. V-C introduced in one táluka as an experimental measure: Táluka Form No. 5 has also been maintained at each village in order to facilitate the prompt grant of copies from the Record-of-Rights and the Mutation Register to rayats. A few of the sub-divisional reports show that Form I-E is proving troublesome, and that it is hard to get Talátis and Circle Inspectors to attend to it properly.

## Commissioner, Central Division.

The compilation of the second edition of the Record has been in progress in all districts of the Division except Ahmednagar. The Record, which was re-written in the Akola and Sangamner tálukas during the previous year, was announced, while in the other tálukas the re-writing work was postponed till phálni operations were complete. The re-writing of the Record-of-Rights was carried out in the following tálukas and pethas in the Division during the year :—

|               |   |
|---------------|---|
| East Khándesh | ... Jalgaon, Jámner, Bhadgaon. Rough copies finished in Chálisgaon.       |
| West Khándesh | ... One circle each in Taloda, Nandurbár and Sákri.                       |
| Násik         | ... Dindori.  |
| Poona         | ... Dhond, Indápur (32 villages), Haveli (44 villages).                   |
| Sátára        | ... Khatáv, Pátan and Wálwa.  |
| Sholápur      | ... Bársi (47 villages) and the municipal limits of Bársi and Pandharpur. |

The Record-of-Rights of lands lying within the municipal limits of Bārsi and Pandharpur was for the first time prepared during the year under report. The work of re-writing in Sholápur and Málsiras tálukas and in one circle of Mádha, Karmála, Pandharpur and SÁNGOLA tálukas, although overdue, could not be undertaken during the year on account of the prevailing scarcity and consequent large emigration of agriculturists from these villages. In Poona, in addition to the work shown above, the work of re-writing was in progress in 20 villages of Khed and 150 villages of Junnar. In SÁTÁRA, the record of all Government villages in the district has now been revised and compiled. As regards the Igatpuri táluka, the Collector of Násik states:—

“In the Igatpuri táluka, the revision of the record had been made in 1911-12, but it was found by Mr. Bayly that in many villages the work done was only to incorporate the entries in 1-D into 1-C and to re-write the latter. No attempts were made to see if the sub-divisions previously entered were correct. The record was found hopelessly unreliable and a revision of the record was therefore ordered to be made by field inspection. A special staff of Circle Inspectors was entertained for this work and a special test of that work was taken by Mr. Bayly, the District Inspector and the Mámíatdár. The re-writing was to be done in July last, but had to be postponed owing to the appearance of plague in Igatpuri. The work will be done before the next jamábandi.”

During the year, the record was introduced in all surveyed inám villages of the Ahmednagar and Násik districts, in 18 out of 24 surveyed inám villages and in 3 jagir villages of the West Khándesh district, in all surveyed inám villages of the SÁTÁRA district, except those in the Mán táluka, and in the majority of the surveyed inám villages of the Poona district. In SÁTÁRA, 231 villages were dealt with generally by a special staff, and the District Inspector's report that, owing to the increased experience gained in dealing with the record, this new record in inám villages is more complete and up-to-date than the record in British villages is confirmed by the Superintendent of Land Records.

Mutation registers are generally well maintained and the value of the record is undoubtedly rising in public estimation. The Superintendent of Land Records and Registration, Central Division, attributes the frequently unsatisfactory condition of the record to the failure to make use of section 135 F of the Land Revenue Code and thinks that a judicious imposition of penalties for failure to give information of the acquisition or relinquishment of rights would impress upon the people their duty in this respect.

#### Commissioner, Southern Division.

The revision of the Record-of-Rights on the second writing is now complete in the whole Division, with the exception of the Ratnágiri and Bijápur districts. In Ratnágiri, owing to the inaccuracy of the old record, it has been directed that the revision should be undertaken simultaneously with the measurement of sub-divisions of survey numbers and a special verification of the Record. For this purpose, a Survey Mámíatdár has been appointed, and during the year some 90,000 sub-divisions were dealt with. In Bijápur district also, the revision has been postponed in three tálukas, pending the similar measurement of sub-divisions, and in parts of two tálukas, pending the introduction of the revision settlement.

A record has been prepared, or is in course of preparation, in various municipal areas, *e. g.*,—

|        |     |                             |
|--------|-----|-----------------------------|
| Kánara | ... | Honávar, Bhatkal and Sirsi. |
| Kolába | ... | Panvel, Mahád and Alibág.   |

In inám villages, the record was prepared in the following number of villages:—

|         |     |    |
|---------|-----|----|
| Kolába  | ... | 14 |
| Belgaum | ... | 13 |
| Bijápur | ... | 11 |
| Dnárwár | ... | 1  |

In regard to inám villages, before the record can be prepared, it is necessary that the village should be surveyed and settled. Collectors have for many years sought to persuade inámdárs to this step, but with comparatively little success, the number of villages in which the survey settlement has been introduced being as follows:—

| District.   | Total number of inám villages. | Number in which settlement has been introduced. | Percentage.  |
|-------------|--------------------------------|---|--------------|
| Belgaum ... | 220                            | 45  | 20 per cent. |
| Dharwár ... | 182                            | 2   | 1 per cent.  |
| Bijápur ... | 161                            | 11  | 7 per cent.  |

The question whether Government should be urged to undertake legislation to extend the settlement to these villages has been under consideration.

With regard to Khoti villages, the Record-of-Rights is not utilised in the Ratnágiri district, since its place is taken by the Khoti Settlement Act; but in the Kolába district, to which that Act does not apply, the Record has been begun in one táluka, Roha, and is about to be extended to the other tálukas.

The work in a Khoti village is very difficult owing to the disputes between Khots and their tenants as to their respective rights and status. The Khot is prone to litigate to maintain his view, and the tenant has seldom the means to withstand litigation.

Except in the Ratnágiri district, the record is now thoroughly well established. The public recognise and appreciate its importance and utility, and it is reported to have served the purpose of a written document in certain cases of partitions, gifts and sales. It is also said to reduce litigation.

## 2.—Non-alienable tenure.

Commissioner, Northern Division.

The area held on the restricted tenure in each district at the beginning and end of the year was as follows:—

| District.        | Area at the beginning of the year. | Area at the end of the year. |
|------------------|------------------------------------|------------------------------|
|                  | Acres.                             | Acres.                       |
| Ahmedabad ...    | 96,401                             | 96,011                       |
| Kaira ...        | 72,955                             | 76,815                       |
| Panch Maháls ... | 162,887                            | 163,821                      |
| Broach ...       | 29,528                             | 30,689                       |
| Surat ...        | 35,219                             | 35,517                       |
| Thána ...        | 4,295                              | 4,898                        |
| Total ...        | 401,235                            | 407,751                      |

The variations are insignificant and need no explanation. The increase in Surat is attributed mainly to the regrant to Vethias, on the restricted tenure, but subject to the payment of full assessment, of lands resumed from them when their services were dispensed with on the introduction of the Inferior Village Servants' Reorganization Scheme into three tálukas of the district. Nearly 600 acres of this tenure land were taken up for tanks and roads in the eastern Maháls of the Panch Maháls, while in round figures 4,300, 8,000 and 3,200 acres were given out and 4,700, 4,100 and 2,000 were either resumed or relinquished in Ahmedabad, Kaira and the Panch Maháls, respectively.

In Ahmedabad, the old policy of granting land on yearly leases was reverted to in the Modása mahál, as, after prolonged personal investigation, the Collector found it to be the only satisfactory arrangement. The area of land so leased and not included in the above figures was 2,853 acres, assessed at Rs. 3,142.

In Broach and Thána, very few breaches of the conditions of the tenure came to notice and those that were observed elsewhere were dealt with according to circumstances. In many cases—especially in Ahmedabad and Kaira, where land was formerly very freely given on this tenure—in which strict enforcement of the rules would have operated harshly, the tenure was changed from new to the old on payment of occupancy price settled in each case on the merits, or without any payment at all in cases of extreme poverty. In Surat and Thána, numerous instances came to notice in which a poor cultivator was put up by a sávkár to obtain land cheap; and in the latter district many petitions were received for change of tenure with a view to appropriating the trees standing on the land. The tenure is growing somewhat more popular with the backward classes in Broach and Surat, but nowhere except in the Bhil country in the Panch Maháls can it be said to carry amongst the people equal credit with the old survey tenure. The effect, however, has nowhere been to hamper agriculture, a result brought about to a considerable extent by the grant of Government tagái and assistance by Co-operative Credit Societies. Mr. Wachha, District Deputy Collector, Panch Mahál, states:—

“Land in this sub-division is not worth much and the fact that it is held on the restricted tenure does not seem to restrict in any way the power of a Bhil to borrow for agricultural or other purposes. The sávkár wisely keeps his eyes on the crops raised and is generally very prompt to lay his hands on them as soon as they are harvested. The Bhil is also very faithful in the discharge of his obligations to his sávkár, so that the latter may not turn him out the next time he goes to him for a loan.”

In Thána, a large number of plots were given out under the equally restricted woodland tenure and a special measurer was engaged to demarcate them before the rains so as to permit of their immediate cultivation.

#### Commissioner, Central Division.

The area of land resettled on the restricted tenure with occupants was only 494 acres: 11,848 acres of unoccupied land were given out on this tenure, more than half of this area having been given to backward classes in the West Khándesh district: 4,560 acres were resumed by Government or resigned by the holders: and the tenure of 331 acres was converted into old transferable tenure in four tálukas of the East Khándesh district. The land held on the limited tenure at the end of the year in the several districts was as shown below:—

|               |     |     | Acres.  |
|---------------|-----|-----|---------|
| Ahmednagar    | ... | ... | 11,930  |
| East Khándesh | ... | ... | 32,526  |
| West Khándesh | ... | ... | 318,282 |
| Násik         | ... | ... | 78,974  |
| Poona         | ... | ... | 3,861   |
| Sátára        | ... | ... | 5,895   |
| Sholápur      | ... | ... | 8,635   |
|               |     |     | <hr/>   |
| Total         | ... | ... | 455,103 |

West Khándesh shows the largest area under this tenure and the Commissioner fully concurs in the following remarks of Mr. Kadri, specially with reference to the further disposal of Government lands in that district:—

“Of the total culturable area of nearly 16 lákhs of acres, a little over 3 lákhs, *i. e.*, 20 per cent., is already held on the restricted tenure. Thus, within the last few years we have had more than enough of this tenure. The wild tribes and the backward classes that hold most of this vast area are known to be indifferent agriculturists. A lot of them do not even properly cultivate the land, not to talk of manuring it. They are mostly dependant upon their *sávkár* for everything, including seeds and maintenance, and their best crops naturally go to their relentless money-lender. After the harvest is over, they revert to their original condition of living from hand-to-mouth. Thus, in spite of the protection afforded by the tenure, the Bania continues to get the lion's share out of the land and if he is not the master of the land, he is certainly the nominal master of the land. These lands in the hands of a better class of agriculturists would produce a good deal more of crops, the fertility of the soil would be maintained with annual manuring and most of the outturn would remain with the agriculturists themselves. Apart from all these considerations, the loss of revenue to Government in the shape of the occupancy price is tremendous. Within the last few years, the resources of this district have been much developed on account of the Tápti Valley Railway passing through it and the prices of land having gone up everywhere. There is a keen competition for land amongst the intelligent and provident classes. While the land on the restricted tenure ordinarily fetches 3 to 5 times the assessment as occupancy price, the same land, if put to auction on the alienable tenure, would fetch from 20 to 50 times and even more according to the locality and the nature of the soil. The time has come when, in the interests of the agriculturists as well as Government, no more land should be given on the restricted tenure. In the villages under the operation of section 73-A, Land Revenue Code, excluding the lands already given to the backward classes on the restricted tenure, there are large areas lying waste which these backward classes are unable to cultivate. In all, there are 221,331 acres of culturable waste, in addition to the vast area under pasture, some of which is excellent cultivable land. With the existing keen demand for labour, it is highly desirable that those destitute agriculturists, who are always at the mercy of the money-lender, should earn their living as labourers and thereby prove more practically useful to the country.”

Similarly, Mr. Rothfeld (East Khándesh) points out:—

“Questions connected with the non-alienable tenure had to be carefully considered by me almost at once on my arrival. Coming as I did from Gujarát, where I considered the restricted tenure to be a necessary administrative plank for the prosperity of the majority of the cultivating castes, I at first was inclined to favour its extension in this district also. I soon found, however, in the first place that it was the main cause of the persistence of a practice of seeking concessional grants which was economically unjustifiable and was leading to undesirable results. Further, the fact that most of the land was held by Kunbis, that these Kunbis themselves often combined money-lending with agriculture, that roughly about 90 per cent. of the land was in the possession of agriculturists, that enormous prices for land were fetched in all unrestricted auctions, and that land changed hands freely as if it were to some degree regarded as higher denomination of currency, all seemed to show that the restricted tenure, as a whole in this district, was unnecessary and indeed anomalous. I then had the opportunity of discussing the matter very fully with the then Commissioner, who emphasized these facts strongly. The only debatable question in the conditions of this district really turns on the position of the Bhils. It is certain that Bhils will never be able to retain land that they have power to alienate. But the Bhils of East Khándesh no longer in any sense form a distinct tribal organization, differentiated from the rest of the community by special virtues or vices and requiring special treatment. The analogy, for instance, of the Panch Maháls Bhils is misleading. Here they are scattered and unorganized, and have been absorbed into the Hindu system. They have lost their pristine virility and pugnacity, have adopted early marriage and



have merged into the general lower-class Hindu population. They resemble the Bhils of Broach in position ; and like them their only prospect is to become part of the general labouring population till, through adversity, individuals among them learn the prosaic and necessary virtues of thrift and self-control. Hence, for the sake of the sentiment attaching to a name (which in this district has now little reality behind it), to deprive the State of its legitimate profits and to interfere with the general economic trend of local conditions appeared unjustifiable. It also appeared, first, that practically no Bhils were prepared to pay adequate prices for land, while any selection out of the numerous applicants was quite impossible except by sheer favouritism. I, therefore, issued general orders that in future no land in this district should be sold except by unrestricted auction. I, however, added that when the highest bidder was a Bhil or was any other cultivator who, for adequate reasons, desired the land to be on the restricted tenure (as *e. g.*, a pensioned military officer wisely requested), then he should have the condition of inalienability added for his protection. Such cases have barely, if at all, occurred. I also found that a certain amount of land had been given out to Bhils on yearly leases that had been renewed for several years. As I consider it, for the same reasons as have already been stated, impolitic to continue a practice that tended (*a*) to deterioration of land, and (*b*) to the growth of wasteful vested interests, I desire that all such lands should be permanently disposed of. In these cases, as an equitable concession to the Bhils who were already in possession, I allowed the land to be first offered to them on payment of 25 times the assessment on the restricted tenure, before putting it up to open auction. In a few cases, the Bhil possessors were able to buy the occupancy on these terms.

Commissioner, Southern Division.

The area so held is very small, being only some 10 per cent. of the area similarly held in the other two Divisions. There was a small increase of 1,200 acres, from 41·2 thousand to 42·4 thousand.

In Kánara, enquiry into the cases of evasion reported last year resulted in the restoration of the old tenure to certain Háviks. Instances of evasion reported are very rare.

In the Ratnágiri district, the extension of the tenure takes place from time to time when Khoti villages lapse to Government, and the lands which under Khoti tenure are inalienable are continued in this character.

I quote Mr. Moysey's remarks (Dhárwár) :—

“It is a suitable tenure on which to give out land to members of the poor and thriftless aboriginal tribes of this district, like the Lamánis, but is happily not required here for the average rayat who is a petty holder of industry and intelligence and, except to gratify some grudge, is by no means inclined to spend his money unnecessarily. The class of persons who hold land on this tenure in this division are not such as would have much credit under any conditions and it cannot be said therefore that their credit is unduly weakened by it.”

### 3.—Others.

#### (i) *Deccan Agriculturists' Relief Act.*

Commissioner, Northern Division.

The draft Agriculturists' Relief Bill to replace the existing Deccan Agriculturists' Relief Act has been published. There is accordingly little need of dilating on the subject.

Commissioner, Southern Division.

Most officers refer to the enquiries of the recent Commission and offer no further remarks on the subject. In regard to the allied question of the composition of debts, an experiment in the Belgaum district, quoted by Mr. Collins, is of interest. Mr. Collins writes:—

“In Chandgad mahál, where nearly all the land has been sold or mortgaged to *sávkárs* or large land-holders and where the parties hesitate to apply for relief under the Deccan Agriculturists' Act, attempts have been made to effect voluntary settlements, with a very fair measure of success. They are always at the instance of cultivators, who present petitions to the effect that they are unable to get back their land, even though they bring the money to pay off the debt. The Mahálkari was asked to pay special attention to these and succeeded in effecting a settlement in 9 cases. In these, the total amount of claims was Rs. 1,416-8-6 and they were settled for Rs. 492 only..

“This shows what can be done in this way, but no doubt success would depend largely on the persuasive powers of the *Mámlatdár* or Mahálkari concerned. The method deserves consideration in view of possible legislation to secure compulsory composition of debts.”

(ii) *Co-operative Societies.*

Commissioner, Northern Division.

New societies were started in every district of the Division, 8 in Kaira, 5 in the Panch Maháls, 3 in Broach, 19 in Surat, 15 in Thána and many in Ahmedabad, where their number rose to 38; while 4 in Kaira, 3 in Surat and 1 each in Broach and Thána ceased to exist. The movement is gaining ground everywhere. Even in the backward eastern maháls of the Panch Maháls, a society has been established at Jhálod for the people of the town and surrounding villages within a radius of three miles; one such society has also been started in a Koli village in Ahmedabad. Surat claims the maximum number in the Division, *viz.*, 74, of which as many as 35 are situated in the *Olpád* taluka alone. In Kaira, the movement is not making so much headway, as loans are locally obtainable from *Pátidárs* and money-lenders at rates of interest which are often lower than that allowed under the Society's rules. Similarly, in the southern sub-division of Thána, the total illiteracy and peculiar habits of the people inhabiting the tract militate to a great extent against the progress of the movement. In Thána, the *Máhim* Manure Supply Society made satisfactory progress; while the Co-operative Dairy Society started at Dombivli in the Kalyán taluka last year proved a failure; but another has taken its place at Jámbul Mohili in the same taluka and promises to be a success. A new Dairy Society has also been opened at the headquarters of the district.

Commissioner, Central Division.

Co-operative Societies are increasing in all districts, as knowledge of the advantages of the system spreads. It will however take many years before the true spirit of the co-operative movement will be thoroughly understood. As this subject is dealt with in all its details in the Registrar's report, no further remarks are necessary here.

Commissioner, Southern Division.

The number has risen from 160 to 250, an increase of over 50 per cent. The movement continues to flourish in Dhárwár and Belgaum, and has during this year made remarkable progress in Kárwár and a very hopeful beginning in Kolába. In Ratnágiri, friction is reported and, in Bijápur, apathy. On the whole, the movement is full of vigour and promise.

In the Belgaum district, there started a new development in the form of co-operative societies amongst school-boys for the provision of books, paper and

stationery, and under the patronage of the Director of Public Instruction and the Registrar of Co-operative Societies, this novel idea is being widely developed.

(iii) *New Village Account Forms.*

Commissioner, Central Division.

The new village forms are reported to be working satisfactorily and the village officers are now quite used to them.

(iv) *City Surveys.*

Commissioner, Central Division.

Proposals for the extension of city survey operations to the municipal districts of Jalgaon, Bhusával and Násik were submitted by the Superintendent, Land Records and Registration, Central Division, and those for Bársi and Dhulia were sanctioned during the year. Work was started on both the latter surveys and was continued at Sholápur. There are now three city survey parties working at these three places. The Superintendent of Land Records and Registration, Central Division, visited Sholápur several times during the year and Bársi twice for inspection and test of the work. At Dhulia, the work was started only towards the end of the year.

(v) *Khoti Settlement.*

Commissioner, Southern Division.

The following table shows the progress made during the year in the settlement of cash in lieu of grain rents :—

| Number of applications for disposal, including those outstanding at the end of the preceding year. | Number disposed of during the year. | Number outstanding at the end of the year. |
|--|-------------------------------------|--|
| 1,155  | 954                                 | 201  |

Out of the 954 cases disposed of, 683 were settled by mutual consent and 66 dismissed, the rest being settled by fixing the rent at the standard multiple. It is curious to note that while in one sub-division all the cases are disposed of by mutual agreement, in another sub-division all have been settled by the standard multiple. The Collector is being asked to report the nature of the mutual agreement settlements, and to satisfy himself that rack-rents have not been allowed. Mr. Madan's remarks on the estrangement caused between the khots and their tenants are transcribed below :—

“I have heard many people deplore the estrangement which is now everywhere between the khots and the tenants. There is however little doubt that the causes which give rise to this estrangement have benefited the tenants, both materially and morally. One of the principal causes has been the commutation of the tenants' rent into cash under the amended Khoti Act. The khots are an influential class of people, while the tenants are usually ignorant and illiterate. So long as the rent was being calculated as a crop share on the basis of an appraisalment made by the khot, the tenant was more or less at the khot's mercy. The Abhavani was generally unreliable, though the khot was usually careful in observing all the legal formalities in drawing it up. Now, the old order of things has changed; the majority of the permanent tenants in khoti villages have got their rent commuted into cash. They know exactly how much rent they have to pay and they find it convenient to pay them in cash out of the wages they earn in Bombay and elsewhere and to keep the entire produce of their fields for themselves and their families.

“Besides, the cash commutation system has deprived the khot of much of the undue influence which he used to exercise formerly over his tenants. The tenants have now become independent of the khot, knowing that so long as they pay their rents regularly, the khot cannot demand anything more from them. Free labour has become almost a thing of the past.”

The Collector sums up the results of the commutations effected as follows :—

“The commutation system, while not working wholly to the prejudice of khots, has placed their tenants in a better position than they possessed before.”

Ten khots were fined during the year, under section 15 of the Khoti Settlement Act, for not passing receipts to their tenants and not maintaining proper accounts, and sanction was granted for prosecution in one case for fabricating Abhavanis and Khatevabis.

Mr. Dalal comments on the measures lately taken to ameliorate the conditions of the tenants of the khoti villages in the Kolába district in the following terms :—

“It will be no exaggeration to say that the introduction of the Record-of-Rights and the accounts based thereon, coupled with the new *kaḅuláyat*, will effect a revolution in khoti affairs; but it will be a very desirable and beneficent revolution.”

(vi) *Agricultural Department.*

Commissioner, Southern Division.

The Agricultural Department continues to win its way in public confidence. In Dhárwár, it is supported by the activities of an Agricultural Association, which, with 10 years' experience behind it, keeps in close touch with the officers of the department and diffuses a wide knowledge of their recommendations. Belgaum and Bijápúr also have their Agricultural Associations, but these have not yet established their proper relation as the intermediary between the department and the cultivator. The department has also extended its activities to the coast districts, where however owing to the different conditions of climate and crops considerable experience will be necessary before definite recommendations can be made.

One officer suggests that in Dhárwár enough attention has been paid to cotton and that the rice cultivators stand more in need of help. Unfortunately, the Dhárwár farm is in the cotton tract, and a separate farm would be required in the Mallad before this suggestion could be adopted.

Various demonstrations were held by the department in the use of improved implements of husbandry, in improved methods of making 'gur' and of pumping water. There is no doubt that these demonstrations are producing a wide effect: iron ploughs have come largely into use; more economical and efficient methods of making 'gur' employed in Poona have almost entirely superseded the old methods and several installations for pumping water by power have been established.

Several seed depôts have been established by the department, and two Co-operative Seed Societies have come into existence in Belgaum and Dhárwár. A remarkable application has been made by certain land-holders of the Murgod mahál in the Belgaum district, offering to pay for an agricultural expert whose services should be permanently at their disposal.

Cattle and agricultural shows were held at Ránebennur and Belgaum. These shows are as yet in the nature of pioneer experiments. There is no doubt, however, of their utility in introducing new ideas into a conservative community.

*(vii) Remittances by Revenue Money Orders.*

Commissioner, Southern Division.

Remittances fell from Rs. 31,000 to Rs. 28,970. The system is only favoured by absentee landlords and by persons who wish to create evidence of doubtful titles of land for purposes of litigation.

*(viii) Tahal Preservation.*

Commissioner, Southern Division.

In Ratnagiri and Kolába, where the loppings of trees are utilised for the preparation of rice seed-beds, the demonstrations and instructions which have been given in recent years to encourage scientific lopping for the promotion of regrowth were continued, and two Deputy Collectors report that much improvement is already visible. Mr. Desai (Kolába) reports:—

“The officers of the Revenue and Forest Departments co-operate sincerely and heartily in demonstrating the utility and advantages of good tahal preservation and in repeatedly showing to the rayats by actual experiments on the spot as to how to do so. The result is that all the people now at least know what to do and how to do it in this respect, though it may be that their ignorance and short-sightedness may at times even now be coming in their way and the idea of present gain may be appearing and proving too tempting to be resisted successfully.”

Money rewards and special remissions have been given and it is hoped that the continuance of the campaign may result in a permanent education of the rustic mind.

**V.—Assistance to Inamdars and Superior Holders.**

Commissioner, Northern Division.

There are no hereditary village accountants in the Division and the inámdárs recover their rents direct from their tenants. In cases in which they asked for Government assistance under the Land Revenue Code, no village officers were warned or punished for neglect in recovering the decretal amounts. Relations between inámdárs and their tenants were peaceful, except in Ahmedabad, in certain cases, to which allusion was made last year, in which certain talúkdárs who are jurisdictional Chiefs in Káthiáwár exercised illegal pressure on their tenants in British villages. The case in which a prosecution was then pending has ended successfully and the Collector is submitting a special report in the matter. In an unsurveyed village in the Panch Maháls, it came to notice that the inámdár was raising the rents of some tenants unduly because they had become Christians. The matter was settled amicably by the sub-divisional officer with the aid of a ‘panch’.

Two commissions under section 55 of the Land Revenue Code were granted during the year to the inámdárs of certain surveyed villages in Surat. One inám village in Kaira and one such in Surat and certain leasehold villages in Thána were in course of being surveyed; while in one inám village in Surat survey rates were introduced.

The total number of assistance cases heard by Mámlatdárs and Taháلكaris was 4,833, of which 479 were filed by inámdárs. No inámdárs in Broach, it is reported, applied for Government assistance in the collection of their dues and it is therefore presumed that the fifty rent suits pertaining to inámdárs disposed of during the year were pending from previous years and that none were filed at the close of the year. No cases were taken up by any of the sub-divisional officers in relief of the talúka officers.

Commissioner, Central Division.

Heavy arrears of the inámdárs' dues in the Shrigonda talúka of the Nagar district were cleared off during the year. In a few other talúkas of this

district, as well as in parts of other districts, there are irrecoverable outstandings. It is of no use to keep such arrears on the accounts indefinitely. Inámdárs should be informed once for all that certain amounts are irrecoverable and they should be advised to write them off. In the Yeola sub-division of Násik, nearly 45,000, which related to years preceding 1907-08, were written off or remitted with the consent of the inámdárs and in the Málegaon sub-division all arrears were cleared off, either by collection or remission. The measures taken in the Násik district, as described in the following remarks made by the Collector, indicate the proper course to be adopted in the recovery of inámdárs' dues:—

The Collector of Násik writes:—"Personal interviews with the inámdárs would have very much helped the Mámlatdárs and the pránt officers in clearing off the arrears; but most of the inámdárs in this district are absentees from their villages and are for their rank (with a few honourable exceptions) remarkably deficient in intelligence and public spirit. Lengthy correspondences have therefore to be carried on with them before they can be induced to write off irrecoverable arrears. In some cases of procrastination, I have simply written off arrears without waiting for their consent. This may not be correct; but it ends an intolerable situation. As for the amounts for the current year, the balance appears large, but is due to the fact that suits in respect of them are filed almost towards the close of the year. The attention of the inámdárs is again being invited to the advisability of giving applications for assistance immediately on the expiry of the first instalment. The sub-divisional officers are also being requested to see that the kulkarnis give the 'Vasulbakis' to the inámdárs immediately on the expiry of the date of the first instalment."

The adoption in the Poona district of measures similar to those taken ordinarily in Government villages resulted in the collection of almost all the arrears. In this district, too, the outstandings of the current year's demand were due to late applications for assistance. In the Sátára district, the result of the collection of the inámdárs' dues was highly satisfactory, Rs. 4,20,424 having been recovered out of Rs. 4,71,975. In this district, the irrecoverable outstandings are very heavy and the Collector remarks as follows:—

"The arrears on the 1st August 1908, amounting to Rs. 1,28,659, are now irrecoverable by revenue or civil process and there is no object in keeping them on the books. But with the exception of a solitary individual in the Mán táluka, no inámdár has consented to expunge these meaningless figures from his accounts. I also wrote off the irrecoverable arrears shown on the books of an estate under the management of the Court of Wards.

"The arrears for the six years 1908-09 to 1913-14 amount to Rs. 60,373. How much of this is legally due it is impossible to say. The probability is that 90 per cent. is not legally due; of the rest, some portion is already irrecoverable by civil process, though it might be recovered perhaps in survey settled villages, if the inámdárs would file applications under section 94A, Land Revenue Code. They do not appear however to be at all anxious to take advantage of this procedure, for only three applications were filed during the year, and their attitude, I think, supports my conclusion that the greater part of the arrears is not legally due."

It is satisfactory to note that inámdárs in all the affected tálukas of the Sholápur district granted suspensions to the extent of 66 per cent. of the current demand on account of the failure of crops and most of the amount put down for collection was recovered. Of the arrears for which assistance was granted, Rs. 26,256 or 76 per cent. are irrecoverable, of which only Rs. 7,285 were written off by the inámdárs of four tálukas during the year.

Inámdárs were found to be recovering their dues direct in two cases in the Násik district and in one in the Poona district. In the former case, they were fined the whole amount collected by them and, in the latter, the fine was Rs. 25. No cases were observed of inámdárs raising rents in violation of the customary rights of tenants.

The number of assistance cases heard by Mámlatdárs, Mahákaris and Head Kárkúns in the several districts was as shown below :—

|               |     |     |     |       |
|---------------|-----|-----|-----|-------|
| Ahmednagar    | ... | ... | ... | 428   |
| East Khándesh | ... | ... | ... | 342   |
| West Khándesh | ... | ... | ... | 380   |
| Násik         | ... | ... | ... | 470   |
| Poona         | ... | ... | ... | 855   |
| Sátára        | ... | ... | ... | 2,364 |
| Sholápur      | ... | ... | ... | 202   |
| Total         |     |     |     | 5,041 |

Of these, only 104 were filed by inámdárs in all districts except Násik and Sátára, for which separate figures are not reported.

No suits were taken up by sub-divisional officers in relief of the Mámlatdárs anywhere.

#### Commissioner, Southern Division.

There are no ináms in Kánara. In the khoti villages in Kolába and Ratnágiri, the khots collect the revenue and pay the inámdárs; whereas in the non-khoti villages, the latter collect their dues direct from their tenants without the intervention of the village officers. Two instances, one in Bijápur and one in Belgaum, came to light in which the inámdárs had violated the provisions of section 85 of the Land Revenue Code. The necessary action is being taken in the matter by the officers concerned.

Almost all officers in the Karnátik districts allude to the tendency on the part of inámdárs to raise rents in violation of the customary rights of tenants in unsurveyed villages.

No village officers were punished for neglect in the collection of inámdárs' dues, except in one case in Bijápur where a kulkarni was suspended for neglect in supplying lists of arrears to the inámdár.

The following figures in a tabular form show the state of arrears of inámdárs' dues outstanding at the close of the year :—

| District. | Recoverable. | Irrecoverable. |
|-----------|--------------|----------------|
| Dhárwár   | 21,004       | 47,157         |
| Belgaum   | 59,691       | 2,52,187       |
| Bijápur   | 30,661       | 37,300         |

In Belgaum, arrears to the extent of Rs. 31,557 were remitted by the inámdárs during the year. The Collector of Dhárwár remarks that the figures of demand are swollen by the inclusion of irrecoverable arrears, which the inámdárs are reluctant to write off their books.

No conspicuous breach occurred in the relations between inámdárs and tenants, but the ill-feeling subsists and must continue to subsist until the status and rights of either party are determined and recorded definitely and finally.

The following table shows the number of assistance cases disposed of by Mámlatdárs and Aval Kárkúns during the year under report:—

| District.     | Total disposed of | Number in which inámdárs were applicants. |
|---------------|-------------------|---|
| Dhárwár ...   | 487               | 48  |
| Belgaum ...   | 798               | 105                                       |
| Bijápur ...   | 211               | 75  |
| Kánara ...    | 2,035             | .....                                     |
| Kolába ...    | 3,297             | 141                                       |
| Ratnágiri ... | 1,200             | 32  |
| Total ...     | 8,028             | 401                                       |

No suits were taken up by the sub-divisional officers in relief of the táluka officers.

#### VI.—General Remarks and Conclusion.

##### Commissioner, Northern Division.

All the districts were well administered; the energetic and effective measures adopted for the collection of land revenue and tagái imposed on táluka officials a heavy task, and the excellent results recorded in a preceding paragraph show how well the work was done. For this and for much other good work the Collectors and their staffs are entitled to credit.

##### Commissioner, Central Division.

As will be seen, the season has been, on the whole, a prosperous one for the Division. Sholápur and small portions of Sátára and Poona suffered from scarcity, but it was dealt with satisfactorily, without disturbance of the normal running of the administrative machine, and served once again to demonstrate the immense increase that has come about in recent years in the resisting capacity of the cultivator and the ability of labour to take care of itself. The fall in the price of cotton came upon districts already so prosperous that the cultivator felt it to a very small extent. In the coming year, the position will be altogether different and will call for the greatest care and watchfulness on the part of the Collectors of the cotton districts.

Apart from the kulkarni campaign, the only administrative matter of special interest has been the continuance of conferences between the Collectors and the irrigation officers of the Public Works Department, presided over by the Commissioner. These conferences, initiated by the Honourable Mr. Curtis, are, in my opinion, of the greatest value. A conference was held in the Ahmednagar district in February, and three meetings were arranged during the rains, at which were present the Settlement Commissioner, the Collectors of Poona and Ahmednagar, the Superintending Engineer for Irrigation, the Executive Engineers of Irrigation Divisions, and the Director of Agriculture. Numerous questions affecting the working and development of the Pravara and Godavari systems, and the old canals the Nira and the Mutha, were discussed, and measures were suggested for meeting the difficulties of the revenue and irrigation officers, not to mention those of the irrigators themselves. Numerous misunderstandings on the part of both the departments concerned were cleared up and removed with the best results. In spite of all the good work done on the old canals by the officers of the Irrigation Department, it is apparent that we are only at the beginning of the subject of irrigation in the Deccan and of



a solution of the many problems that it presents. Few revenue officers know anything of the elements of irrigation administration, those posted in irrigation districts seem to have been usually somewhat out of touch with the irrigation officers and having had their attention drawn to the subject only by ryots' complaints, have tended to regard irrigation officers and all their works with, to put it mildly, suspicion. It is most essential that there should be the fullest communication and confidence between the officers of the two departments in the irrigation tracts and, as preparing the way for a joint formulation of policy and harmonious working in future, these conferences have been productive of good results. To Messrs. Cadambi, C. S. C. Harrison, C. C. Inglis and T. S. Pipe of the Irrigation Department, the other revenue officers and myself are indebted for much valuable information and for their hearty co-operation in the endeavour to meet such difficulties and complaints on the part of irrigating ryots as proved to be well founded.

During the nine months that I have held charge of the Division, I have received the most loyal assistance from the Collectors, who have, without exception, administered their charges efficiently. To my own establishment I am indebted for strenuous good work carried out with the utmost punctuality and good will.

#### Commissioner, Southern Division.

The year was distinguished by a visit to Bijápur, in November 1913, from His Excellency Lord Hardinge, Viceroy and Governor-General. In the same month, His Excellency Lord Willingdon, Governor of Bombay, visited Bijápur, Dhárwár, Ránebennur and Belgaum, and encouraged the progress of agriculture and education, by his keen interest in agricultural exhibitions and educational institutions.

The administration of the year has been free from any special disturbance or stress, and the attention of the officers has been given to the supervision and improvement of the ordinary machinery, a task which increases in urgency after periods of intermission in years of strain. Various schemes of public benefit have been set on foot or revised, and the staff have worked with creditable zeal and efficiency.

---

### B.—SIND.

R. P. BARROW, Esq., I. C. S., Commissioner in Sind.

#### I.—Economic Condition and Prospects.

##### 1.—Season (including Crops and Water-supply).

Except in the delta portions of the Karáchi and Hyderabad districts, the season was, on the whole, favourable. The rise in the river began during the latter part of May, but the level was unsteady during June and July. The fair irrigating level of 13 feet at the Bukkur gauge was not reached until the 2nd August, and it then lasted for only 16 days as against 31 in the previous year. On the 18th August the river suddenly fell from 13 feet to 10·9 feet, and thereafter, except for a few days, continued falling till the end of the season. This sudden fall, at a time when the kharif crops were in need of a final watering, would have had disastrous results, but for a timely and copious rainfall in July and August. In the Karáchi district, 40 inches of rain fell on five different occasions, the heaviest fall being on July 21st, when 12 inches 63 cents were registered within 24 hours. The rain was particularly favourable to the hilly tract, where the area brought under cultivation was nearly doubled. In the Hyderabad district, the Badin taluka and the low-lying country of the Tando Bago and Guni talukas suffered severely from heavy floods due to rains. The destruction of the rice crop over large areas necessitated the grant of heavy remissions of land revenue. In the Karáchi district, general remissions were

granted and the rabi rate lowered to 8 annas per acre in the areas affected, as was done in the previous year. Serious breaches and severe flooding also occurred in the Moro and Sakrand tálukas of the Nawábsháh district. In the Desert division of the Thar and Párkar district, the rainfall was abnormal, and as it was not well distributed, it caused severe damage to the kharif, hájri, cotton and rice crops in many places. Much injury was also done in the Mirpur Khás and Nara Valley sub-divisions to the crops, whilst the railway lines, many private and public buildings and some low-lying villages also suffered. In the other districts, the rainfall is reported to have converted what for a long time seemed likely to be a bad year into one of reasonable prosperity. Locusts appeared in the Thar and Párkar district, but did no damage. They are, however, reported to have damaged the crops in the Nawábsháh táluka.

The late inundation and the rainfall, however, enabled large areas to be soaked for rabi cultivation, with the result that the rabi and adháva crops were generally good. In the Upper Sind Frontier district, large areas, cultivated with gram, were totally destroyed by insects and adverse winds; a small area in the Kandíáro táluka of the Nawábsháh district was damaged by a hailstorm.

The area under cultivation rose by 331,939 acres, or by 8·18 per cent., the increase being most marked in the Upper Sind Frontier and Lárkána districts. In the latter district, the hilly tracts had an unusually good season. Hill torrents did considerable damage to the kharif crops, especially in the Kakar and Mehar tálukas, large remissions being thereby necessitated, but the loss was counterbalanced by an appreciable increase in rabi. The total land revenue demand rose by Rs. 4,35,960 or 3·89 per cent.

#### *1-A.—Canals.*

Considering the level of the inundation, the canals worked fairly well. In the Karáchi district, the Baghar overflowed its banks and the question of constructing a head regulator for controlling the supply is now under consideration. The Kalri canal worked fairly, the deficiency of water at the tail being made up by the heavy rainfall. The Pinyari and the Satah worked satisfactorily, though there were complaints of deficiency at the tail of the latter. In the Hyderabad district, all the canals, excepting the Gharo Mahmudo and the Sarfraz wah, worked normally. The Fuleli canal, as usual, worked well, and there was no erosion at Jamshoro. The Begari canal, with its new mouth, gave an excellent supply to the Upper Sind Frontier district, and also served the Sukkur district well. The Choi, as usual, was a failure and large areas of land settled on it had to be irrigated from the Begari or the Sind canal. A scheme for the improvement of the Choi has recently been sanctioned. It is to be hoped that some real improvement will be the result. A modified project relating to the improvements to the Sehar canal awaits the receipt of amended financial statements from the Superintending Engineer. The additional mouth for the Sind canal was excavated after the inundation and the result of its working will be reported next year. In the Lárkána district, the Ghar and the Sukkur canals worked well on the whole, but the latter canal and its branches in the Upper Sind Frontier district were unsatisfactory. There have been complaints for some years as to the excessive withdrawals of water before it can reach the Frontier district, and the undoubted defects in the distribution of the supply are now under the consideration of the Superintending Engineer. The Western Nára worked badly, especially in the latter part of the season. The experiment of leaving the Aral without a bund, which had been tried in the two previous years, was not repeated, as it had not proved a success. In the Upper Sind Frontier district, the main canal, the Begari, has already been alluded to: the Unhar canal was far from good and the Desert canal did not work as well as it ordinarily does: much, however, was done by timely and judicious rotations. In the Nawábsháh district, the Dad canal worked well, as also did the new Ren distributary, which was only partially opened during the year, and the Nasrat and its branches. The question of discontinuing the submerged sluices in the Nasrat canals district is still under correspondence. In the Thar and Párkar district, the water-supply in all the canals, including the Jamráo, was

deficient, but the rains did much to render conditions normal. The district reports do not state how the Mithrao worked, but it is expected that when the project for constructing the distributaries at miles 30 and 45, which is now before Government, is sanctioned, there will be a better distribution of its water-supply.

More than one report alludes to the number of schemes for the improvement of canal systems, which are under consideration and in some cases have been under consideration for years. The cause of this has, no doubt, been to a large extent the fact that the fate of the Rohri-Hyderabad canal project had not been decided. Now that the Secretary of State has finally rejected the proposals put forward, there would seem to be no obstacle to pressing on the smaller and less ambitious schemes, which are designed to improve the existing systems. The Commissioner is disposed to agree with the suggestion of the Collector of Nawábsháh that one or more senior Assistant Engineers might be profitably employed in working on projects, and he is in communication with the Chief Engineer on the feasibility of the suggestion.

### 2.—*Cattle and Fodder.*

With good rains fodder was naturally plentiful everywhere. In the Thar portion of the Nagar Párkar táluka, rats did a great deal of damage. Cattle were generally in good condition and no serious epidemic occurred except in the Pano Akil táluka of the Sukkur district, where 190 cases of foot and mouth disease were recorded. Fortunately, only four of these proved fatal. There were slight outbreaks of contagious diseases in all the districts except Thar and Párkar. The Collector of Hyderabad points out that, although there were outbreaks of surra, foot and mouth disease, hæmorrhagic septicæmia and rinderpest in the Tando division, no report of their occurrence was ever made, a fact which reflects little credit on the local officers concerned. It may reasonably be supposed that, had the existence of rinderpest in the Tando division been reported, there might have been no outbreak of that disease in the Karáchi district. Two new dispensaries were opened during the year, one at Dadu and the other at Mirpur Khás, thus bringing the total number of dispensaries in the Province to eleven. They are reported to be doing good work.

### Extract.

C. H. Blathwayt, Esquire, I. C. S., Collector, Thar and Párkar.

The storing of natural grass and karbi in the Thar, which was introduced last year, has made some progress, and in some places, particularly in Chachro and Nagar tálukas, I saw stacks of karbi when touring there. Every endeavour is being made to encourage the Tharis to take this up as a habit, and though the progress is slow, it is hoped that really good results will be achieved in time. The Tharis often complain that these stacks are spoilt in the rains of the next year, but, as is pointed out to them, even if they are so spoilt they have served their purpose. Had rain not fallen, these stacks would have been of immense use. No doubt, the more intelligent will learn in time to thatch these stacks, which should then remain good for more than one season.

### 3.—*Land Revenue (recoveries, contumacy, &c.)*

As already stated, the land revenue demand increased by Rs. 4,35,960, the total demand being Rs. 1,16,16,960. Adding the outstanding balance of the previous years, *viz.*, Rs. 4,86,657 (and not Rs. 4,87,580, as erroneously reported by the district officers last year), the total for recovery was Rs. 1,21,03,617. Out of this, Rs. 1,38,483 were suspended and Rs. 10,54,183 remitted, leaving a balance of Rs. 1,09,10,951 for collection. The actual collections amounted to Rs. 1,06,54,072, leaving the unauthorized arrears at Rs. 2,56,879 as against Rs. 2,84,890 in the previous year. The increase in the land revenue demand was contributed by all the districts, except Thar and Párkar, which shows a decrease of about Rs. 30,000, on account of a shrinkage of cultivation in the

Jamráo tract, due to a deficient water-supply caused by silting at the head of the canal. The greater portion of the increase in the amount remitted was due to the orders of Government postponing the levy of the increased rice rates in the Tando division. There was a reduction of approximately Rs. 28,000 in the unauthorized arrears and of about Rs. 63,000 in the amount suspended, or a total reduction of about Rs. 91,000. The decrease has been contributed by all the districts except Lárkána which shows an increase of Rs. 10,627. It appears that in this district there are several irrecoverable arrears on account of fallow assessment for past years, and the Collector has recently applied for remission of Rs. 7,977, due from the Mehar táluka in respect of the year 1912-13. Why these arrears were not written off in the year in which they became due after forfeiture of the survey numbers in respect of which the assessment was due is not clear and the Collector has been asked to explain the reason; he has also been requested to devote special attention to having the arrears written off without delay if they are really irrecoverable.

The district reports do not in every case show the amount of the arrears due by the Manager, Incumbered Estates, but it appears that the Manager made considerable efforts to pay off the arrears during the year. Just before its close he paid about Rs. 40,000 towards his arrears of land revenue and takávi, as also a sum of Rs. 8,245 due from the estates of owners, who after taking leases had defaulted in their payment of Government dues. This sum was borrowed with the Commissioner's sanction at 4 per cent. interest from some of the estates under the Court of Wards.

The land revenue was recovered without difficulty. Free recourse was had to the provisions of section 148 of the Land Revenue Code, except in the Karáchi district where the special conditions of the season did not warrant the suggestion that payment was being deliberately withheld. The system of payment of land revenue by means of revenue money orders which was in force in the Hyderabad district and some tálukas of the Nawabshah district has been extended to the whole Province.

#### 4.—*Takávi.*

Takávi was advanced to cultivators to the extent of Rs. 8,16,888, *i. e.*, Rs. 3,54,810 under the Land Improvement Loans Act and Rs. 4,62,078 under the Agriculturists' Loans Act. The total demand set down for collection during the year, including the previous year's balances, amounted to Rs. 12,75,059, of which Rs. 9,03,290 or 71.59 per cent. were collected and Rs. 1,560 were written off, leaving a balance of Rs. 3,67,209. A sum of Rs. 6,512 was collected on account of future instalments. The total outstanding debt (principal) at the close of the year had been reduced from Rs. 19,97,410 to Rs. 18,92,871. The Commissioner regrets to notice that, although the district officers were specially asked to reduce the arrears as far as possible, there has been no marked improvement in the total amount of the arrears of the province. Taking the arrears by districts, they were substantially reduced in Upper Sind Frontier, Sukkur and Thar and Párkar, and slightly in Lárkána. On the other hand, they have increased in Karáchi, Hyderabad and Nawabshah. The increase in the case of the first two districts was probably due to the large damage done to the crops in the delta of the Indus by heavy rains, but there is no explanation or apparent reason for the increase in Nawabshah, where it is confined to the Nawabshah division. The Collector is investigating the matter and the result of his investigation will be awaited. But it must be remarked that these large arrears, which have been the result of the accumulations of the previous years, can only be substantially reduced in a year of exceptional prosperity. The district officers are being asked to take advantage of the current season, which has been excellent throughout the greater part of the province, to reduce the arrears as far as possible.

In the Karáchi district, loans were granted in two cases for the purchase of oil engines for irrigation purposes. A large sum of Rs. 42,250 was advanced for

sinking new wells in the Lárkána district, where 134 new wells were constructed during the year. The inspection of works received proper attention, on the whole, and 36 cases of misuse of loans were detected. A few of these remained under enquiry at the end of the year; immediate recovery was ordered in all the others.

#### 5.—*Trade and Industries.*

Trade received a considerable set-back in the year under report owing to the failure of several Indian banks. Except in a few large towns, trade is almost entirely confined to agricultural products. The only local industries of importance are cotton-ginning and rice-cleaning, and neither did very well during the year, except in the Thar and Párkar district. A new factory for ginning American cotton was opened and a new flour mill, worked by an oil engine, was established at Mirpur Khás. Other minor industries, such as weaving, carpet-making, lacquer work, manufacture of silk scarves, dyeing and painting of cotton cloth and tanning of hides, underwent no appreciable change. In the Thar and Párkar district, the extremely satisfactory condition of the milch cattle was reflected in the briskness in the ghee trade, the export of ghee being more than trebled.

#### 6.—*Prices.*

The prices of food-grains were slightly lower than those of the previous year, except in the case of rice, the price of which rose by 14 per cent. in the Sukkur and Nawabshah districts. In the Upper Sind Frontier district, the price of wheat rose by 6 per cent. owing to the crop being injured by insects and adverse winds and to an increased demand for export. In the Karáchi district, the fall in the price of Juárez was due to abundant rains in the hilly tracts. The fall in the price of cotton has been attributed by the Collector of Nawabshah to the failure of banks, the resultant loss being shared by the land holders and the traders alike, several of whom had made advance purchases at the rates ruling in the previous year.

#### 7.—*Labour and Wages.*

There was no marked change in the wages of skilled labour, except in the city of Karáchi and in the Sukkur and Upper Sind Frontier districts, where wages rose by about 20 per cent. The rise in Karáchi is due to a growing demand for labour for building purposes. The same cause is stated to have operated in Sukkur district, whilst the rise in the Upper Sind Frontier, which is attributed to the work of constructing the railway from Jacobabad to Kashmor, is, probably on that account, only temporary. As remarked by the Collector of Karáchi, the rise and fall in the wages of unskilled labour chiefly depend on the movements of labour to and from the district. During the year foreign labour was scarce on account of the heavy rainfall in the Sind desert, in Marwar and in Baluchistan, and consequently wages rose. In the Lárkána district, there was a marked scarcity of agricultural labour owing to the absence of Brahui immigrants. Scarcity of labour is said to have delayed the progress of the new Government buildings at Nawabshah.

#### Extract.

P W. Monie, Esquire, I. C. S., Collector, Nawabshah.

The main reason why agricultural machinery, and especially pumping engines, are not much more largely used in this district is not the apathy of the zamindars, but the very serious difficulty of obtaining competent men to set up and work the machinery. Skilled indigenous artisans are one of the country's greatest needs at the moment, and I suggest that the way to obtain them is not by an increase of technical schools, but by the deliberate encouragement of commercial undertakings, especially mechanical undertakings, where men can learn their work by actually doing it under business conditions.

### 8.—*Emigration and Immigration.*

The customary influx of Cutchis and Marwaris was very limited this year owing to the favourable season in their own countries. Pathan labourers from the transfrontier territory came down, as usual, into Upper Sind for canal clearance work during the cold weather and returned to their homes at the beginning of the hot season.

### 9.—*Public Health.*

The public health was not as good as could be desired. As usual, plague appeared in Karáchi and was more severe than in the preceding year, 1,193 cases out of 1,368 proving fatal. A few isolated cases occurred in the Tatta division and in the Manjhand mahál of the Karáchi district. The city of Hyderabad, which had enjoyed immunity from plague for ten years, was attacked during the year, and in all 85 local and 38 imported cases occurred, of which 72 and 31, respectively, proved fatal. A few imported cases occurred in the Sukkur and Nawabshah districts. Plague broke out for the first time in the Thar and Párkar district and made its appearance at Mirpur Khás, Khan, Shadipáli and in a few other places in talukas Pithoro, Khipro and Jamesabad, 131 deaths being recorded. At Mirpur Khás, the epidemic assumed a very serious form and several public offices were temporarily removed to Jamesabad. Stringent measures were taken to combat the disease, and with thorough disinfection of houses and the inoculation of as many as 800 persons, it was eventually suppressed. Small-pox made its appearance in every district in the province, but was not of a severe type. Compulsory vaccination was introduced into the city of Hyderabad during the year, but it is naturally too soon to gauge the results. Cholera occurred only in the town of Bubak in the Lárkána district, where out of 34 persons attacked as many as 32 died. Malaria was again mild, except in the Tando division of the Hyderabad district and in the Lárkána district, where owing to rain and floods it prevailed in epidemic form, and was so violent in parts of the Mehar division as seriously to hamper the harvesting of the rice crop. Free distribution of quinine was resorted to, as usual, and the drug is believed to be gaining popularity. It is a welcome sign that Banias are being found to be stocking quinine of their own accord. Several Sub-Assistant Surgeons were again deputed on malaria duty in the various districts, and are reported to have done good work. The building of the Louise Lawrence Institute at Karáchi is now completed, but, as was anticipated, the difficulty of obtaining suitable women for training as midwives, especially from upcountry, continues to be a serious drawback to the carrying out of the objects of the institute.

### 10.—*Education.*

With the exception of the Upper Sind Frontier report, the district reports have little to say on the subject of education. Whilst there has been no retrogression during the year, there does not seem to have been any marked progress. The number of applicants for employment in Government service is far in excess of the number of appointments available. Not only is this the case in respect of youths whose education has finished at school, but the number of graduates, usually sons of men high up in Government service, who apply for gazetted appointments as soon as they have finished their university course, shows that the university system is also responsible for turning out an excessive number of men. The legal profession is notoriously overcrowded, and other professions, such as are open to a young English graduate, still appear to be closed to the Indian. The problem of what to do with the educated youths of the country is one of the hardest which there is to face and must continue to be so until fuller recognition is accorded to the dignity of commerce and of the arts and crafts.

None of the educational institutions of the Province has done anything noteworthy during the year. The reorganization of the Lárkána Madressah has been carried out and the contemplated removal of the Madressah from Pithoro to Mirpur Khás only awaits the provision of funds.

## Extracts.

J. E. B. Hotson, Esquire, I. C. S., Collector, Lárkána.

The number of primary schools increases steadily, and with it the number of boys receiving education. Good masters have good pupils, and the results are not conspicuously brilliant. Too many of the masters are painfully "aneugenic" and drill as generally performed is a farce. Mr. Abbott's introduction of football into the schools of the Lárkána division promises to be a success. Several of the Anglo-Vernacular Schools are fortunate in their headmasters and only need hostels on an adequate scale to make more rapid progress. Proposals for scholarships and for grant-in-aid to hostels have been submitted and it is believed that something will be done before long. The Girls' Schools make up in enthusiasm what they lack in numbers: it is a pity that life is made so difficult for the school mistresses.

J. Abbott, Esquire, I. C. S., Assistant Collector, Lárkána.

Three new schools were opened. Each taluka shows a slight increase in the number of boys attending school.

Early in the year under report I introduced the game of football into several of the Local Board schools and essayed to make leading zamindars patron each respective school's team. As a result of their liberality some 22 schools were supplied with necessary footballs and inter-school competitions held. I am glad to say that the Educational Department has been satisfied with the results and has now provided departmentally for the introduction of the game into some 30 schools in this sub-division.

Kundansing K. Lahori, Esquire, Deputy Collector, Sukkur.

With three new schools opened this year, their number in the division rose to 33, which is by no means a small one. Education showed no notable advance during the year. The masses still continue to give some trouble in sending their boys to school, their apathy, however, being based not on a dislike of education but on considerations of economic difficulties. They want boys to help them in earning their livelihood, which is a question that cannot be ignored in these poverty-stricken small villages where Mahomedan boys go to graze cattle and the Hindu ones manage petty shops during the absence of their elderly relatives. The most urgent need for primary education is no longer an increase in the number of schools, but an increase in their efficiency. This can be only achieved by devoting a larger share of available funds to improving the pay, qualifications and status of school masters in charge of these schools and also improving supervision which at present is insufficient for both control and correction. The casual visits from Educational officers—one Deputy Educational Inspector and his two or three Assistants—I think, are not enough to improve their tone and prevent village school masters running away home, leaving the schools to take care of themselves during their absence. I know of an instance of a school master who had run away home, filling in the muster roll for a week in advance.

Last year two Mullas were employed in two of our schools for imparting religious training as an experiment to attract to them a larger number of Mahomedan boys; but the experiment was a failure, as no increase in the Mahomedan boys was observed in either of them. The trial has, however, been repeated this year in other two schools. I have nothing to say in favour of encouraging the Mulla schools, in which boys and girls learn nothing substantial. Mullas are already handsomely paid for the little trouble they take in attracting to their institutions pupils, in the shape of getting meals from parents of the pupils and help that they receive from the pupils themselves whom they not unoften employ to do their private work.

### 11.—Public feeling and the Press.

Public opinion was entirely satisfactory and adequate expression was given to it whenever an opportunity presented itself. The visit of His Excellency the Governor to Sind in the cold weather was the occasion of remarkable displays of enthusiasm at every town visited. The death of Lady Hardinge evoked deep expressions of regret. Since the close of the year the outbreak of war has monopolized every one's attention, and this Province has not been backward in its expressions and acts of loyalty to His Majesty the King-Emperor.

The Press gave no trouble during the year and no severe measures had to be taken in regard to any newspaper. The Congress was dealt with in a somewhat perfunctory manner. Considerable attention was, however, devoted to the failure of banks and firms in Upper Sind, though a curious inability to discern the real causes of these failures was noticeable.

12.—*Summary of material prosperity and prospects.*

The year, on the whole, was a prosperous one. Agriculture flourished, trade, despite the set-back due to bank failures, was not seriously handicapped, whilst politically the situation was excellent. The prospects of the coming year must depend entirely on the course of the war. The cotton industry is bound to suffer severely, and this will seriously affect the two districts of Thar and Párkar and Nawabshah. The contraction of credit by the money-lending classes will hamper agricultural operations, though there is reason to hope that public confidence will soon be restored. What the political effects of the war upon India, and upon Sind in particular, will be, it is much too early to say. At present the position is all that one could wish it to be. The leaders of the Mahomedan community have lost no time in disassociating themselves from any sympathy with Turkey's association with Germany, and it can be said with the utmost confidence that their attitude meets with the approval of Mahomadans throughout the Province.

Extract.

J. R. Martin, Esquire, I. C. S., Deputy Commissioner, Upper Sind Frontier.

Haris are in a strong position as against the Zamindárs, as the supply of cultivators is not equal to the demand. They are hardly ever free from debt, though they seldom suffer want. Advances are made by Zamindárs or Banias and recovered from their share of the produce at the end of the cultivating season. Often little or nothing is left after this operation. They have, however, no difficulty in getting employment, and judging from their applications to take up land and willingness to undergo expense on it, either possess some capital probably in the form of cattle or ornaments, or can raise credit. Zamindárs complain loudly of their habit of deserting after taking advances and have repeatedly asked for legislation to prevent this. At present, it is practically useless to sue them.

II.—*Inspection.*

1.—*General Inspection.*

The inspection work performed by the district officers in the Province is shown below:—

|   |        |       |
|---|--------|-------|
| (1) Number of Mukhtiárkars' offices inspected   | ...    | 53    |
| (2) Number of Mahálkaris' offices inspected   | ...    | 3     |
| (3) Number of dehs visited on duty in which routine inspection, such as examination of accounts, records and receipts, was done | ... .. | 953   |
| (4) Number of dehs which were not visited but of which the records were examined  | ... .. | 84    |
| (5) Number of dehs visited on duty in which no routine inspection was done  | ... .. | 1,748 |
| (6) Number of village sites visited on duty in which no routine inspection was done   | ... .. | 1,073 |

The work performed, both by the heads of districts and by the sub-divisional officers, is generally satisfactory. The explanation furnished by the Collector of Karáchi for the incompleteness of his tour may be accepted; on each occasion of the Collector returning to headquarters the Commissioner was consulted beforehand. The amount of touring done by the other district and sub-divisional officers was adequate, the standard prescribed in the Commissioner's recent circular having been generally worked up to.

The inspection and repairs of boundary marks were well attended to throughout the Province.

The Commissioner in the course of his tour examined the records of four táluka officers—Kakar in the Lárkána district, Khipro in the Thar and Párkar district, Rohri in the Sukkur district and Moro in the Nawabshah district. No serious errors were detected. In the Khipro táluka, one supervising tapadár was found to have delayed disposal of a very large number of correspondences.



His inefficiency was brought to the notice of the Collector who punished him by reduction to the grade of tapadár.

*2.—Destruction, indexing and sorting of records.*

The work of sorting, indexing and destroying records received due attention and is almost everywhere upto date. The records of the office of the Assistant Collector, Shikárpur, referred to in last year's review, were put in order. The main feature of the year was the revision of the A and B lists and files, and the introduction of the current register system. For this purpose, a committee had been appointed in the previous year. The system has been introduced from the current year as an experimental measure and in the offices of the Mukhtiárkar of one division in each district and in the office of the Assistant or Deputy Collector of that division. At the end of two years, its results will be reviewed and it will then be for consideration whether the system now being introduced into the Presidency proper should not be adopted in Sind, with such modifications as may be necessary to meet local requirements.

**III.—Revenue Establishments and Land Records Staff.**

*1.—Land Revenue Staff.*

On the whole, the Mukhtiárkars and the revenue establishment performed their work satisfactorily. The proposals relating to the reorganization of the subordinate revenue establishment were sanctioned and given effect to in January 1914. The increase in the pay and prospects of the subordinates has generally been considered to be adequate. The Mukhtiárkar in the Karáchi district, who was suspended on a charge of corruption in the previous year, was convicted of bribery in the lower court, but, being acquitted on appeal, was reinstated. In the Upper Sind Frontier district, a taluka Head Munshi was reduced for inefficiency. In the Nawabshah district, one Munshi was dismissed for misappropriating money and for conspicuously bad work. The creation of an additional appointment of a Resident Magistrate at Nawabshah has fully justified itself and has appreciably lightened the work of the Mukhtiárkars of Nawabshah and Sakrand. The Commissioner proposes shortly to address Government in connection with the appointment of a Resident Magistrate for Kotri, an important railway centre in the Karáchi district. The additional establishment sanctioned for the Nawabshah district has been found to be adequate, while that sanctioned for the Thar and Párkar district has resulted in the clearing off of very long standing arrears of land revenue and takávi. There is now every reason to believe that the establishments of these two districts are sufficiently strong to meet the demands made upon them.

*2.—Land Records Staff.*

The work done by the Land Records Staff has, as usual, been dealt with in Part III of the Land Revenue Administration Report.

*3.—Village Staff.*

The work of the village staff was generally satisfactory. The following table shows the number and percentage of cases of suspensions and dismissals :—

|                          | Total<br>No. of<br>officiators. | Suspended. |             | Dismissed. |             |
|--------------------------|---------------------------------|------------|-------------|------------|-------------|
|                          |                                 | Number.    | Percentage. | Number.    | Percentage. |
| Tapadárs ...             | 865                             | 11         | 1.27        | 11         | 1.27        |
| Supervising tapadárs ... | 232                             | ...        | ...         | ...        | ...         |

In the Karáchi district, one supervising tapadár and two tapadárs were reduced, the former for a short time for laziness and the latter on account of the remarks of the Judicial Commissioner on their conduct in a criminal case. In the Sukkur district, one tapadár was degraded, while three were reduced, two for negligence in the maintenance of the record-of-rights and the third for

making false entries in his diary. Four tapadárs were also degraded in the Upper Sind Frontier district. The punishment of fine was not inflicted in any district. Its revival has been suggested in the two Upper Sind Frontier reports, but the Commissioner has decided not to reopen the question on which Government have repeatedly declared their policy. In order to meet the increased demand for trained tapadárs in several districts, the number of candidates at the Tapadárs' Training School has been raised from 106 to 130.

The experiment of remeasuring and reclassifying talis in two tapas of the Mithi taluka of the Desert division has been quite successful and will be extended to the remaining tapas of the taluka in the current year.

4.—*General remarks on progress made in the measurement of sub-divisions of survey numbers.*

Survey work continues to be unpopular with the tapadárs, but every effort is being made to impress upon them that this is as important a part of their duty as any other, and the necessary minimum of work is extracted.

The entire permanent village establishment is trained in survey work, with the exception of a very few men in each district who have been exempted owing to age or to defective sight. In some districts the entire establishment and in others the greater portion of it has been trained in the new system of Phalni measurement. The greater part of the work of measurement of sub-divisions of survey numbers was done during the year.

IV.—Special Matters.

1.—*Record-of-Rights.*

During the year the record was promulgated in thirty-seven dehs in three districts and little now remains to be done in this direction. Revision and rewriting in the new forms were carried out in eleven talukas.

The record now forms the basis of land revenue accounts throughout the Province, but it appears that even yet the importance of a report of the acquisition of rights to land is not fully realized. Each Collector has reported a number of cases in which fines were imposed for omission to report mutations. The following statement shows the area of land held by agriculturists and non-agriculturists in the districts of Sind :—

| Name of district.       | Area of land held by agriculturists. |           | Area of land held by non-agriculturists. |          | Total area in 1912-13. | Total area in 1913-14. |
|-------------------------|--------------------------------------|-----------|--|----------|------------------------|------------------------|
|                         | 1912-13.                             | 1913-14.  | 1912-13.                                 | 1913-14. |                        |                        |
|                         | Acres.                               | Acres.    | Acres.                                   | Acres.   | Acres.                 | Acres.                 |
| Karachi ...             | 440,915                              | 479,874   | 92,604                                   | 89,460   | 533,519                | 569,334                |
| Hyderabad ...           | 929,229                              | 956,340   | 140,207                                  | 135,699  | 1,069,436              | 1,092,039              |
| Sukkur ...              | 638,610                              | 655,824   | 123,436                                  | 113,061  | 762,046                | 768,885                |
| Larkana ...             | 951,628                              | 962,095   | 165,495                                  | 167,981  | 1,117,123              | 1,130,076              |
| Nawabshah ...           | 998,802                              | 1,065,726 | 190,982                                  | 187,627  | 1,189,784              | 1,193,353              |
| Thar and Parkar ...     | 1,933,939                            | 1,931,178 | 63,294                                   | 67,538   | 1,997,233              | 1,998,716              |
| Upper Sind Frontier ... | 840,932                              | 836,276   | 40,358                                   | 49,700   | 881,290                | 885,976                |

The Commissioner recently had occasion to comment on the probable inaccuracy of the figures of areas held by the two classes in his report on the advisability or otherwise of the introduction of Tenancy Legislation and of a Law of Bankruptcy for agriculturist debtors in Sind. Mr. Martin points out that even assuming the areas alleged to have been held by the two classes to be correct, the figures in the statements do not show the area of the land transferred from the agriculturists to the non-agriculturists and *vice versa*.

Extract.

C. S. Campbell, Esq., I. C. S., Collector, Sukkur.

The system of preparing revenue accounts on the basis of the Record-of-Rights is in force throughout the district, and is popular with both the tapadár and the occupant; with the former because he knows at once who is responsible to him for Government revenue, and with the latter because he has the satisfaction that his rights are assured by the entry in the record.

## 2.—*Non-alienable tenure.*

There is nothing new to report under this head. The total area held on the restricted tenure increased by 40,331 acres, the area at the end of the year under report being 689,545. Including holdings under the Sind Occupants' Act, III of 1899, the total area under this tenure amounted to 1,283,529 acres. Several cases of evasion of the conditions of the restricted tenure are reported, as many as 97 cases being reported from the Karáchi district.

## 3.—*Others.*

A joint agricultural exhibition of the Sukkur and Upper Sind Frontier districts was held at Sukkur and was well attended. An agricultural exhibition was also held at Mirpur Khás and was attended by the Commissioner. Three new co-operative societies were formed in the Nawabshah district and one in the Karáchi district, the total for the Province at the end of the year being 17. All of them are well reported on, except the one at Digri, where an inspection of the accounts disclosed serious irregularities.

The field work in connection with the survey of the unsettled portion of the Karáchi táluka was finished during the year, the remaining indoor work being completed by the end of October last.

The Doulatpur reclamation farm in the Thar and Párkar district was disposed of by public auction and in its stead a seed farm comprising an area of 200 acres has been established close to Mirpur Khás, with the main object of growing American cotton. The experimental farm at Mirpur Khás continues to do useful work. The one at Landhi is making interesting experiments, especially in potato-growing.

During the year the Commissioner devoted much time to the Hurs question, which was again beginning to assume formidable proportions in the Thar and Párkar and Nawabshah districts. As part of the policy for keeping the Hurs in check, two new settlements were established at Dari and Jalalani in the Sakrand táluka, and further restrictions were placed on the movements of the Hurs. A number of fresh Hurs were confined in the Sanghar settlement. Mr. Lucas held a Durbár at Sanghar in April last, where all the Hurs of the táluka were collected and informed of the special measures that were being taken for their correction. A Durbár was simultaneously held by the Collector of Nawabshah at Rawtiani in the Sinjhora táluka for the same purpose.

The construction of the Jacobabad-Kashmor Railway was almost completed during the year.

The proposal for creating a new táluka, to be called Tarai taluka, from the two tálukas of Guni and Badin in the Tando sub-division of the Hyderabad district, was sanctioned administratively by Government during the year. Its actual formation is now awaiting the construction of the buildings and the final provision of the necessary expenditure in next year's budget.

The visit of His Excellency the Governor to Sind has already been mentioned. Besides visiting Karáchi, Hyderabad, Sukkur and Lárkána, His Excellency visited Khairpur, where he was most cordially welcomed and entertained by His Highness the Mir.

### Extract.

N. B. Muhammad Hussain, Esq., Deputy Collector, Thar and Párkar.

The tendency to remit Government dues by postal money orders appears to be on the increase. But the limited number of post offices in the sub-division deprives the people of the fullest advantage of this system. Notwithstanding this difficulty, an increase of Rs. 5,573-14-0 in remittances by postal money orders was noticeable during the year under report. The remittances of the present year amounted to Rs. 32,580-2-0 as compared with Rs. 27,006-4-0 in 1912-13.

## V.—*Assistance to Inamdars and Superior Holders.*

Applications from inámdárs for assistance for the recovery of their dues are rare in Sind, for such recoveries are usually made in kind at the time of the

division of the produce. There were in all 30 such applications in the year under report. The number of applications under section 86 of the Land Revenue Code from other superior holders amounted to 455. Many of these, chiefly in Hyderabad and Sukkur, had not been disposed of when the year closed. No reason has been assigned. The Collectors' attention is being drawn to the matter. No original suits were taken up by sub-divisional officers in relief of the táluka officers.

The following are the particulars of successions and lapses :—

**SUCCESSIONS—**

|                  |     |     |     |          |
|------------------|-----|-----|-----|----------|
| Jághir grants    | ... | ... | ... | 5 cases. |
| Jubilee grants   | ... | ... | ... | 1 case.  |
| Garden grants    | ... | ... | ... | 7 cases. |
| Pattadari grants | ... | ... | ... | 1 case.  |

**LAPSES—**

|             |     |     |     |          |
|-------------|-----|-----|-----|----------|
| Life grants | ... | ... | ... | 4 cases. |
|-------------|-----|-----|-----|----------|

**VI.—General Remarks and Conclusion.**

It was reported last year that the prospects for the year 1913-14 were of the brightest. The Commissioner is happy to say that this anticipation was realized in a full measure, and that the end of the year found the Province in an excellent condition to meet the strain to which it must be inevitably subjected by reason of the war which is now raging. The administrative machinery worked smoothly throughout the year and the prospects for the future are encouraging.

*Reports.*

Commissioners' Land Revenue Administration Reports, Part II, and Collectors' and certain Sub-Divisional Officers' Administration Reports for 1913-14.

No. 5642.

## REVENUE DEPARTMENT.

Bombay Castle, 20th May 1915.

|   |  |
|---|--|
| Letter from the Commissioner, C. D., No. 4766, dated 16th November 1914.      | } Submitting the Land Revenue Administration Reports, Part II, of their respective charges for the year 1913-14, together with the Collectors' and three Sub-Divisional Officers' Administration Reports for the year, the Commissioners also submitting extracts from the other Sub-Divisional Officers' reports, |
| Letter from the Commissioner, N. D., No. 2(2)-Lnd., dated 21st November 1914. |  |
| Memorandum from the Commissioner in Sind, No. 4251, dated 5th December 1914.  |  |
| Letter from the Commissioner, S. D., No. 4385, dated 20th December 1914.      |  |
| Letter* from the Commissioner, S. D., No. 397, dated 31st January 1915.       |  |

RESOLUTION.—In the Presidency proper the season of 1913-14 was generally favourable. Except in the Northern Division, where excessive falls of rain during the early part of the monsoon and its early cessation caused some damage to the crops, and in the eastern tracts of the Poona and Sátára districts and parts of the Sholápur and Bijápur districts, where scarcity prevailed conditions were even more satisfactory than they were in the preceding year. The heavy downpours during the months of June and July in the northern districts of Gujarát resulted in record floods on the Mahi and Nerbudda rivers, which caused a good deal of distress in the riverside villages; but fortunately this was attended with no loss of human life. The crops in these districts also suffered from the depredations of rats and grasshoppers, with the result that the outturn generally, which at first promised to be excellent, was eventually fair only. In the Central Division the rainfall was better distributed and more timely. Ahmednagar district, after a cycle of bad seasons, had a really good year; and the cultivators were not slow to take advantage of the opportunity to make good their previous losses, and showed how rapidly, under modern conditions, they are able to recover from a series of bad seasons. The western talukas of Sholápur and the eastern talukas of Poona and Sátára were the only tracts in the Central Division where scarcity prevailed; and even there it was not at all serious. Fodder-supply for cattle was, as usual, the main difficulty; but as soon as the fodder failure threatened most of the cultivators sold off their surplus cattle and removed with the remainder to tracts where pasture and cheap fodder were obtainable. For such as were not able to do this, forest grass was imported at reduced rates. In the Southern Division the monsoon was very favourable in the Konkan districts; but in the Karnátic its distribution was rather uneven, and owing to the failure of the late rains and prevalence of east winds the rabi crops suffered, especially in the Bijápur district and the eastern talukas of Belgaum.

2. In spite of the prevalence of disease in most of the districts of the Presidency the condition of agricultural cattle, owing to the plentiful supply of fodder, showed a general improvement, while their numbers appear to be adequate for the requirements of agriculture. The epidemics which prevailed during the year were fortunately attended with a low rate of mortality; and for this the efforts of the local officers of the Civil Veterinary Department are doubtless largely responsible. Each year it is becoming more evident that the rayats' appreciation of the effectiveness of Western methods of treatment of cattle diseases is growing, and that they resort freely to the local veterinary dispensaries for assistance and advice. As funds permit, the number of these dispensaries is being steadily

\* Not printed.

increased, but the demand for them will outstrip the supply for many years to come, unless private donations towards their establishment, such as that so generously subscribed by Khán Sáheb Kávasji Dhanjibháí at Bulsár during the year now under review, are forthcoming. The question of the maintenance of a reserve of fodder as a measure of cattle protection in years of scarcity has been receiving the careful consideration of Government and in Government Resolution No. 2484, dated 2nd March 1915, it has been decided, as a beginning, to adopt the suggestions put forward by the Director of Agriculture for the establishment of fodder reserves at stations in the Kaira and Ahmednagar districts. These reserves will be worked experimentally at first so that, before launching out on a large scale, it may be possible to estimate what the cost is likely to be. In some districts the cultivators themselves are beginning to realise the importance of keeping with them a reserve supply of fodder; but whether they will remember the lessons taught by recent years of adversity and be able to resist the temptation of high prices when fodder is scarce is open to doubt.

3. Owing to the favourable monsoon the supply of water both for drinking and irrigation purposes, except in the area where scarcity conditions prevailed, was generally adequate. The experiments in deep boring in the Northern Division were continued, and were, on the whole, attended with fair success. Government have recently been considering the report of the committee appointed to advise on the question of a further extension of these experiments, and orders on the subject will issue shortly. Briefly summarized, the expert view appears to be that while the prospects of deep boring in Gujarát are distinctly promising in the Karnátic and still more in the Deccan, owing to the geological formation of these tracts, they must still be regarded as very problematical. In view of the vital importance to the country of an adequate and pure drinking water-supply, Government intend to continue the experiments so far as their financial resources will admit. For irrigation purposes, the large works in the eastern Deccan made steady progress; and, when completed, will effect a vast change in the character of the country and of its cultivation. The action of the Commissioner, C. D., in securing close co-operation between the officers of the Revenue and Irrigation Departments meets with the entire approval of Government, who cannot impress too strongly on the officers of these Departments that it is only by their combined efforts that the full value of the canals can be secured.

4. The public health was on the whole good. Plague was less prevalent than usual. Epidemics of cholera and small pox occurred in several districts, but were not attended with serious mortality. Malaria prevailed generally, but was not severe, except in parts of the Central Division. The work of the Special Assistant Surgeons, whose employment for treating malaria in the worst affected tracts was continued during the year, appears to have been satisfactory and to have been appreciated by the people. In several of the larger towns of the Presidency, notably Bijápur, Ahmednagar and Poona, large water-supply works were in progress during the year; while in others, schemes for the removal of congestion and extension of building areas were on foot. Such schemes must have a beneficial effect on the state of public health in the near future; while the institution of Sanitary Associations on the lines of those which have already been started in three districts of the Southern Division will assist to spread a knowledge of sanitary principles in the rural areas which have hitherto been untouched by modern teaching.

5. In spite of the fact that the fair irrigating level of the Indus was not reached till August 2nd, and that it lasted for only sixteen days as against thirty-one in the preceding year, the occurrence of timely and heavy rains during the months of July and August rendered the season in Sind on the whole favourable. Owing to excessive rain breaches were caused in the canal bunds in some places and the floods which resulted were responsible for considerable damage to the kharif crops. But owing to the increase of moisture thus caused over large areas the rabi crops were generally good, and the area under cultivation rose by nearly 332,000 acres or by 8.18 per cent. as compared with 1912-13. With some exceptions, the canal system of the Province worked fairly satisfactorily. Fodder was plentiful, and though there were outbreaks of contagious diseases among cattle in all the districts except Thár and Párkar, fortunately none of them was serious. Owing to a regrettable recrudescence of plague, the

public health suffered; but small-pox, though prevalent in all the districts, was not of a severe type, while there was only one outbreak of cholera during the whole year. Except in the Hyderabad and Larkana districts, malaria was milder than usual, and in this connection the steady growth in the popularity of quinine as a remedy for the disease and the readiness with which the people are beginning to use it are particularly noteworthy.

6. As the actual closing figures are not yet to hand, the total figures of land revenue demand and collection given in the Commissioners' reports must be taken as representing, with approximate accuracy, the actual transactions of the year. The current demand for the year in the Presidency proper amounted to nearly 3.29 crores of rupees against 3½ crores in the preceding year. To this must be added the authorised and unauthorised arrears outstanding at the commencement of the year, amounting to Rs. 55.77 lakhs and 1.54 lakh respectively, thus bringing up the total demand to 3.86 crores of rupees. This figure is less by 2.4 lakhs than the total figure for 1912-13, in which year the authorised suspensions outstanding on account of the crop failure in 1911-12 swelled the demand abnormally. Except in the area of the eastern Deccan, where scarcity prevailed and revenue had consequently to be suspended, the generally favourable nature of the season rendered it possible to recover, without difficulty, not only the current year's demand, but also a large proportion of the opening balance of arrears. Out of the total demand of 3.86 crores, 3.45 crores were recovered, 33.32 lakhs suspended and 7.15 lakhs remitted, the year closing with a balance of unauthorised arrears amounting to Rs. 31,000 only compared with the opening balance of Rs. 1.54 lakh. Surat, Sátára and East and West Khándesh districts show absolutely no arrears, while the outstanding balances in the districts of Ahmedabad, Kaira and Ahmednagar, which owing to previous bad seasons had stood at a higher figure than was desirable, have been satisfactorily reduced. In fact, in regard to the collection of land revenue the year is almost a record one, and the greatest credit is due to the district officers for the care taken by them in estimating the annewári of the crops, on which so much depends under the Suspension and Remission Rules, and for their promptitude in collecting the Government demands. At the same time, the readiness and punctuality with which the cultivators generally now pay up their dues are significant of a very welcome change in their attitude in the matter. In most districts contumacy is a thing of the past. Coercive processes are required to a much less extent than was the case a few years ago. The cultivator, having experienced the benefits of the Suspension and Remission Rules when his crops are poor, realises that he should pay promptly when he has secured a good harvest.

7. The demand for takávi loans was considerably less than in the year 1912-13, the amount advanced totalling Rs. 13.16 lakhs against 18½ lakhs of rupees in that year. For this reduction in the demand the continuance of favourable conditions for a second season in succession is undoubtedly mainly responsible; but the spread of co-operative societies in some districts, the wider use which is now made of the joint bond system, and the introduction of the policy, especially in the Ahmednagar district, of refusing loans to "uneconomic" holders, i. e., in practice, to holders of land assessed at less than Rs. 5 per annum, have undoubtedly tended to eliminate unnecessary and extravagant demands for loans, and to limit takávi to its legitimate sphere of financing the cultivator to enable him to tide over periods of stress, and in normal times to help him to obtain funds for real improvements to his land. The ease with which the heavy outstandings in the Ahmedabad district have been collected during the past two years testifies to the soundness of the joint bond system under which a large portion of the advances necessitated by the famine of 1911-12 was made. The restriction of advances under the Agriculturists' Loans Act in the four northern districts of Gujarát, in view of the favourable nature of the season and the heavy outstandings, was fully justifiable and appears to have involved no hardship on the cultivators. Nor has the system of confining loans to "economic holders", which Mr. Mead has introduced so successfully in the Ahmednagar district, been attended with any complaint that the small cultivator has suffered. As pointed out by Mr. Mead, where the small man is known to be hardworking and honest, he can always secure a loan under the joint bond system; and it is most desirable that the class of small cultivators should, by adopting this system, be educated to the idea underlying the co-operative movement. In all the districts, collections

of takávi were very satisfactory. Out of a total demand of 33.45 lákhs, 31.91 lákhs were collected, 1.10 lákhs suspended, and Rs. 17,000 were remitted, leaving Rs. 27,270 only in arrears as against more than a lákhs in the preceding year, and 1½ lákhs in the year 1911-12. The total outstanding debt at the close of the year amounted to over one crore and two lákhs of rupees, more than half of which is due from four districts only, viz., Ahmednagar (22.24 lákhs), Ahmedabad (19.76 lákhs), Sholápur (8.23 lákhs) and Poona (6.93 lákhs). Except perhaps for individual cases in Sholápur and Poona, the outstandings in the last three districts are recoverable. In the Ahmednagar district, however, owing to the large amount of suspended land revenue which fell due for collection during the year under review, takávi had to be collected sparingly in order not to cripple the borrowers, with the result that its total outstanding debt actually increased. It is hoped that, with the favourable conditions prevailing in the district during the current year, a considerable amount of the takávi debt may be collected; but the question whether some measure of relief should not be granted is being examined. Elsewhere, the transactions in regard to takávi appear to be well within the credit of the districts concerned, and the system as a whole in the Presidency proper is undoubtedly established on a sound basis financially. In all the districts, inspection of takávi works in progress or completed was conducted on an adequate scale, and measures were taken to effect summary recovery of the loans in cases where it was discovered that they had not been properly expended on the works for which they had been advanced.

8. In Sind, the land revenue demand increased by 4.36 lákhs, and, inclusive of the outstanding arrears, amounted to 121 lákhs of rupees against 119½ lákhs in the preceding year. Out of the total demand, Rs. 106½ lákhs were collected, Rs. 1.38 lákhs suspended, and over Rs. 10½ lákhs remitted, the large remissions being due chiefly to the postponement of the levy of the increased rice rates in one division. On the whole, the collections were satisfactory; but the total outstanding balance of unauthorised arrears, which amounted to Rs. 2.56 lákhs is still, in the opinion of the Governor in Council, greater than it should be, and he trusts that every effort will be made by the district officers to reduce these arrears to a more reasonable figure in the current year. In regard to takávi also there is still considerable room for improvement. Out of a total demand of Rs. 12.75 lákhs, Rs. 9.06 lákhs or 71.59 per cent. of the total only were collected, leaving a balance of Rs. 3.67 lákhs outstanding. In fact, the percentage of arrears is slightly higher than it was in the preceding year. As remarked in the review of the report of that year, the arrears in Sind compare unfavourably with those of the Presidency proper; and, after considering the Commissioner's report on the subject of takávi administration in the Province, which has recently been received, the Governor in Council is disposed to think that in some districts, at any rate, there has been a tendency to make advances without due regard to the credit of the borrower. He desires to impress on all district officers, who are responsible for the advance of loans under the Agriculturists' Loans Act and the Land Improvement Loans Act, that the system, if it is to be a success, must be run on sound business lines, and care should be taken, even in years of scarcity when a liberal takávi policy is advisable in order to save unremunerative famine expenditure, to see that loans are limited to the amounts which the credit of each individual borrower can stand. Where the joint bond system is employed, each borrower can be trusted generally to see that his fellow-borrowers do not take larger loans than they are able to repay; but when loans are made direct on the security of each individual borrower, a careful estimate of the borrower's capacity to repay the loan within a reasonable period is essential in the interest of the borrower himself quite as much as of Government.

9. With one or two exceptions, due mainly to transfers during the fair season, the tours of the district officers were comprehensive and carefully planned, and the inspection performed by them was adequate. Their reports show that the general level of efficiency among the Mámlatdárs and Mukhtiyárkars is good, and that the work performed by these officers during the year was satisfactory. The introduction of the reorganization scheme for the lower subordinate service afforded a welcome relief to the clerks in the lower ranks in all the districts. Complaints, however, regarding the difficulty of securing competent recruits are still made by some officers, especially in those



districts adjoining large cities like Bombay, Ahmedabad and Poona, where the higher initial pay offered by private employers attracts men who would otherwise seek Government service. Steady progress was made during the year in the abolition of the lowest grade on Rs. 15 per mensem, and the Governor in Council desires that this reform should be introduced without further delay in those districts in which hitherto it has not been taken up. Once this measure has been generally introduced, and the posts on Rs. 20 and above have been carefully regraded so as to avoid any risk of a block in promotion in future, the prospects offered in the lower branch of the subordinate service should be sufficiently good to attract the class of man required. At the same time, with the introduction of the new procedure for the disposal of correspondence, and the reformed system of recording papers devised by Mr. F. G. H. Anderson, I.C.S., who was on special duty for the purpose during the year, the amount of routine work in all district offices should be much reduced and no difficulty should, therefore, be found in working with a smaller but, at the same time, better paid and more efficient staff. Considerable progress was effected in the districts of the Central Division in the direction of substituting stipendiary taláti for the watandár village accountants. This measure, which as was to be expected has evoked considerable opposition from the class immediately affected, was not entered upon until after prolonged and careful consideration it was found that no satisfactory method could be devised of improving the status and efficiency of village accountants while retaining the hereditary system of appointment. The reform has thus become one of inevitable necessity. The terms offered by Government were sufficiently generous to attract numerous voluntary applications for commutation of their rights from the watandárs in the Central Division, where more than 69 per cent. of them have already agreed to accept the terms offered. In the Southern Division, where the holdings in land are a much more important part of the watan than in the Central Division, little or no progress in the voluntary commutation of their rights by the hereditary kulkarnis was effected. The terms offered have been varied to allow for this factor and it is hoped that a scheme will be devised which will be generally acceptable to the watandárs. The work performed by patels was generally found to be satisfactory, and cases where these officers and their subordinates rendered specially good service were suitably rewarded. The remarks of Government on the work of the Land Records staff have already been made in a separate review of the report of the Land Records Department.

10. In spite of the serious bank failures in Bombay and the Punjáb, trade and industries generally flourished during the year. The effect of these failures on trade was surprisingly small, the class affected by them being the private investor rather than the trader. Owing to the favourable agricultural conditions and the good outturn of the cotton crop, the year was a prosperous one for the cotton spinning and weaving industry, no less than eight new mills being opened in Ahmedabad city alone. There was a further expansion in the flour and rice-milling industry, and in the cream and milk trade in the villages adjoining the main lines of the B. B. & C. I. Railway and the G. I. P. Railway. Three of the light railways which were under construction in Gujarát during the preceding year were opened for traffic during the year under review, and projects for the further extension of branch railways in the Northern Division are under consideration. In the Central Division, the Dhond-Barámati Railway was opened for traffic, and should add to the prosperity of the sugarcane industry on the Nira Canal. Except for the manganese mines in the Panch Maháls district, which are being regularly worked, the mining industry in the Presidency has come to a standstill. Prices of staple-food grains fell off slightly, except in the Northern Division, but were well above normal everywhere. Towards the end of the year, the price of cotton fell considerably as compared with the high prices which that commodity obtained during recent years. Wages showed no tendency to fall, and complaints are made from all districts regarding the insufficiency of the labour supply. For the industrial development of the country, as well as for the maintenance of its agricultural prosperity, the most crying needs are an improvement in the efficiency and outturn of labour and the introduction of labour-saving machinery. Already there is a growing demand for power-driven machinery among the well-to-do agriculturists, who are finding it more and more difficult to secure labour for their fields. Similarly in the industrial world the effects of high wages, accompanied by no increase of efficiency, are to be seen in the expanding use of electric power, of the telephone, and of motors for the conveyance of goods by road. The rise in wages being

more than proportionate to the increase in the price of food-stuffs, the labouring classes, owing to the condition of the labour market, are in a very favourable position, and everything points to a further expansion in the demand for labour during the next few years. It is true that the outbreak of the war in Europe had its inevitable effect in restricting industrial enterprise in India; but after eight months' experience of war conditions it can be confidently asserted that, so far as the trade and industries of this Presidency are concerned, the effect of the war has been far less cataclysmic than was at first anticipated. All the established industries have been able to maintain their position, and, though it would be absurd to say that conditions are as favourable as they were before the war broke out, it is safe to affirm that there is no cause for anxiety regarding the stability and prosperity of the local industries and every reason to hope that, as soon as the present crisis is over, the steady development of the resources of the Presidency will be speedily resumed.

11. In educational matters steady progress was maintained during the year. A large number of new primary schools was opened; and, in this connection, several officers express the opinion that the improvement of the teaching staff and provision of good school-buildings are the main desiderata now, and that for the present the funds available should be applied to this end rather than to the opening of many new primary schools. The conversion of full primary schools into rural schools has given rise to complaints from several districts; and the subject will continue to receive the careful attention of Government. The number of secondary schools was increased by the opening of one new Anglo-Vernacular School in the Panch Maháls district and two in the Surat district. Owing to the difficulty in obtaining trained and suitable mistresses, progress in female education was slow; and until the services of the right class of woman can be obtained, and the school mistress is awarded by the community the position of respect which is her due, the education of girls must lag behind. Signs of awakening among the depressed and backward classes to the need of education are not wanting, and several schools intended for boys of these classes were opened during the year.

12. Except in the Karáchi, Hyderabad, Nawábsháh and Thar and Párkar districts in Sind, and the Ahmedabad, Panch Maháls and Kaira districts in the Presidency proper, the areas of land given out on the restricted tenure and resumed from cultivators holding it on that tenure were not large as will be seen from the figures given in the appended statement. From the reports now under consideration it is clear that the district officers generally realize the importance of restricting this tenure to holders of the backward classes, and that, even in their case, land should be given only where there is a fair prospect of its being properly cultivated, and of the holder deriving real benefit from the terms on which he holds it. In existing economic conditions, with the yearly increasing demand for, and shortage in, the supply of labour, it is undoubtedly a mistake to encourage men who are capable of earning good wages as daily labourers to take up land which they have neither the capital nor the intelligence to cultivate successfully.

13. A draft Agriculturists' Relief Bill is now under the consideration of Government, and the Governor in Council therefore refrains from discussing in the present review the working of the Deccan Agriculturists' Relief Act.

14. The persistence of the inámdárs in retaining on their accounts arrears which are irrecoverable is apt to make the figures of outstandings in inám villages a very unreliable guide in regard to the manner in which collections are being made. On the whole, the recovery of inámdárs' dues during the year was satisfactory, and this was especially the case in the Poona and Sátára districts. The policy has proved effective of imposing on the defaulting tenant a fine in addition to the sum due in cases where the amounts, when reasonable and really due, have not been paid till the inámdár has been driven to bring an assistance suit. In most districts the relations between the inámdárs and their tenants have been satisfactory; and the fact that in the affected tálukas of the Sholápur district the inámdárs granted suspensions to the extent of 66 per cent. of the current demand on account of the failure of crops shows that they appreciate the policy of Government in granting a corresponding reduction in judi when the benefit can be passed on to the cultivators. In the Karnátic districts, however, there appears to be an unfortunate tendency on the part of inámdárs to raise the rents of their tenants without regard to the customary rights of the latter. Owing to the frequent unwillingness of the tenants to complain in such cases for fear of

incurring yet further ill-treatment from the inámdár, this tendency is difficult to check; but the district officers should be on the alert and should deal promptly and strictly with all cases which come to their notice. Cases where the inámdár was found to be collecting his dues direct instead of through the village officers occurred in the Násik, Poona, Bijápur and Belgaum districts and suitable action was taken against the offenders.

15. In accordance with the orders given in paragraph 14 of Government Resolution, Revenue Department, No. 4553, dated 14th May 1914, the Commissioners have included in their reports figures collected from the Record of Rights, showing the areas of land held by agriculturists and non-agriculturists during the years 1912-13 and 1913-14. As stated by the Commissioners, owing to the difficulty of defining the term "agriculturist" and the fact that at present the figures of area entered in the Record of Rights as being held by agriculturists and non-agriculturists are compiled by the village accountants, whose ideas as to who is and who is not an "agriculturist" cannot be accepted without reservation, the statistics given in the reports may be regarded as showing only, with approximate correctness, the general tendency prevailing in the matter of transfer of land from or to the agriculturist and the non-agriculturist. On this basis, the position, as depicted by the figures given in the reports of the Commissioners certainly does not support the theory that land is passing rapidly and wholesale from the possession of agriculturists to non-agriculturists. In some districts, *e. g.*, Thána, Surat and Poona, there appears to be a slight tendency in this direction; but it is so slight that, allowing for the acknowledged inaccuracy of the figures, it does not indicate serious ground for anxiety. On the other hand, in the Southern Division generally, where the population is pre-eminently agriculturist, and in districts like Sholápur, which are liable to periodical scarcity owing to the precarious nature of the rainfall, the agriculturists as a class appear to be holding their own without difficulty. With the maintenance of high prices for agricultural produce, and the steady growth of industrial enterprise, offering to the capitalist a wider and more attractive field for investment of his money, there is every reason to believe that in the future the agriculturist will have little or no difficulty in maintaining his position and retaining his hold on the land.

J. A. POPE,

Acting Under Secretary to Government.

To

The Commissioner in Sind,  
 The Commissioner, N. D.,  
 The Commissioner, C. D.,  
 The Commissioner, S. D.,  
 All Collectors, including the Collectors in Sind and the  
 Deputy Commissioner, Upper Sind Frontier,  
 The Settlement Commissioner and Director of Land  
 Records,  
 The Director of Agriculture,  
 The Manager, Encumbered Estates in Sind,  
 The Tálukdári Settlement Officer,  
 The Director of Public Instruction,  
 The Superintendent, Civil Veterinary Department,  
 Bombay Presidency,  
 The Accountant General,  
 The Educational Department of the Secretariat,  
 The General Department of the Secretariat,  
 The Judicial Department of the Secretariat,  
 The Public Works Department of the Secretariat,  
 The Financial Department of the Secretariat,  
 The Government of India,  
 The Under Secretary of State for India. } By letter.

With copies of the  
 report.

**Accompaniment to Government Resolution, Revenue Department, No. 5642,  
dated 20th May 1915.**

*Return of lands given out on the restricted tenure referred to in paragraph 12  
of the Resolution.*

| District.                              | Total area under the restricted tenure on 1st August 1913. | Area of lands resettled on limited tenure with the occupants during the 12 months ending 31st July 1914. | Unoccupied lands given out on limited tenure during the same period. | Total of columns 3 and 4. | Area of lands resumed or resigned during the year. | Total area under the restricted tenure on 31st July 1914 (columns 2+5 - column 6). |
|--|--|--|--|---------------------------|--|--|
| 1                                      | 2  | 3  | 4  | 5                         | 6  | 7  |
| <i>Northern Division.</i>              |  |  |  |                           |  |  |
|  | Acres.   | Acres.   | Acres.   | Acres.                    | Acres.   | Acres.   |
| Ahmedabad ...                          | 96,401   | 42   | 4,289  | 4,331                     | 4,721  | 96,011   |
| Kaira ...                              | 72,955   | 40   | 7,963  | 8,003                     | 4,143  | 76,815   |
| Panch Maháls ...                       | 162,837  | 134  | 3,045  | 3,179                     | 2,195  | 163,821  |
| Broach ...                             | 29,528   | 21   | 1,444  | 1,465                     | 304  | 30,689   |
| Surat ...                              | 35,219   | 993  | 186  | 1,179                     | 881  | 35,517   |
| Thána ...                              | 4,295  | ...  | 621  | 621                       | 18   | 4,898  |
| Total ...                              | 401,235  | 1,230  | 17,548   | 18,778                    | 12,262   | 407,751  |
| <i>Central Division.</i>               |  |  |  |                           |  |  |
| East Khándesh ...                      | 31,430   | ...  | 1,610  | 1,610                     | 183  | 32,526   |
| West Khándesh ...                      | 312,729  | 144  | 6,159  | 6,303                     | 750  | 318,282  |
| Násik ...                              | 71,281   | ...  | 2,904  | 2,904                     | 211  | 73,974   |
| Ahmednagar ...                         | 14,473   | 115  | 638  | 753                       | 3,296  | 11,930   |
| Poona ...                              | 3,829  | ...  | 32   | 32                        | ...  | 3,861  |
| Sátára ...                             | 5,347  | 236  | 324  | 560                       | 12   | 5,895  |
| Sholápur ...                           | 8,562  | ...  | 182  | 182                       | 109  | 8,635  |
| Total ...                              | 447,651  | 495  | 11,849   | 12,344                    | 4,561  | 455,103  |
| <i>Southern Division.</i>              |  |  |  |                           |  |  |
| Kolába ...                             | 98   | ...  | 10   | 10                        | 3  | 105  |
| Ratnágiri ...                          | 3,181  | 1,365  | ...  | 1,365                     | 98   | 4,448  |
| Bijápur ...                            | 15,034   | ...  | 788  | 788                       | 16   | 15,806   |
| Dhárwár... ..                          | 11,810   | ...  | 357  | 357                       | 52   | 12,115   |
| Belgaum ...                            | 4,751  | ...  | 184  | 184                       | ...  | 4,935  |
| Kánara ...                             | 4,597  | ...  | 784  | 784                       | 367  | 5,014  |
| Total ...                              | 39,471   | 1,365  | 2,123  | 3,488                     | 536  | 42,423   |
| Grand total for the Presidency proper. | 888,357  | 3,090  | 31,520   | 34,610                    | 17,359   | 905,277  |
| <i>Sind.</i>                           |  |  |  |                           |  |  |
| Karáchi ...                            | 68,645   | 7,257  | 7,362  | 14,619                    | 884  | 82,380   |
| Hyderabad ...                          | 210,749  | 3,733  | 10,433   | 14,166                    | 934  | 223,981  |
| Sukkur ...                             | 65,005   | 198  | 1,689  | 1,887                     | 313  | 66,579   |
| Lárkána ...                            | 36,280   | 110  | 188  | 298                       | 199  | 36,379   |
| Nawábsháh ...                          | 426,148  | 1,485  | 19,298   | 20,783                    | 11,966   | 434,965  |
| Thar and Párkar ...                    | 372,973  | 1,853  | 25,294   | 27,147                    | 15,243   | 384,877  |
| Upper Sind Frontier...                 | 52,717   | 59   | 3,248  | 3,307                     | 1,656  | 54,368   |
| Total ...                              | 1,232,517  | 14,695   | 67,512   | 82,207                    | 31,195   | 1,283,529  |
| Grand total for the whole Presidency.  | 2,120,874  | 17,785   | 99,032   | 116,817                   | 48,554   | 2,188,806  |

**INDEX TO THE LAND REVENUE ADMINISTRATION REPORT,  
PART I, OF THE PRESIDENCY PROPER, FOR THE YEAR  
1914-1915.**

|  | Pages. |
|--|--------|
| Letter from the Accountant General, Bombay, No. A. C.—Loan-12-7002, dated 27th January 1916—Submitting statements showing the financial results of the working of the Land Improvement and Agriculturists' Loans Acts for the Revenue year 1914-15   | 1—3    |
| 2. Season  | 5—6    |
| 3. Gross Revenue   | 6—7    |
| 4. Alienations   | 7—8    |
| 5. Net Government Revenue  | 8—9    |
| 6. Miscellaneous Land Revenue  | 10—11  |
| 7. Remissions  | 11—12  |
| 8. Suspensions   | 12—13  |
| 9. Revenue for Collection  | 13     |
| 10. Collections  | 13—14  |
| 11. Balances   | 14—15  |
| 12. Takávi Advances, Recoveries and Balances   | 15—17  |
| 13. Area   | 17—18  |
| 14. Coercive Processes   | 19—20  |
| 15. Miscellaneous Land Revenue not included in the Tálebánd  | 20     |
| 16. Refunds  | 20     |
| Appendix No. I.—Contrasted Statement showing the gross and net Land Revenue of the Presidency proper for the revenue years 1913-14 and 1914-15, together with the amount of realizations, remissions and sums written off and of the balances outstanding on account of the year under report and previous years, upto the 1st August of each year | 22—29  |
| Appendix No. II.—Statement of balances of Land Revenue outstanding on the 1st August 1915 in the districts of the Presidency proper  | 30     |
| Appendix No. III.—Statement showing the Takávi Advances made during the year 1914-15 in the Presidency proper and the progress of the recovery of outstanding balances of Advances   | 32—36  |
| Appendix No. IV.—Comparative Statement showing lands assessed and unassessed, occupied and unoccupied, in the districts of the Presidency proper during the year 1914-15 and the previous year   | 38—39  |
| Appendix No. V.—Statement showing the Coercive Processes adopted for the realizations of Land Revenue and the results thereof in the districts of the Presidency proper during the year 1914-15  | 40—42  |

No. A. C. Loan-12-7002.

*Bombay, 27th January 1916.*

From

MR. A. MONTAGU BRIGSTOCKE, I. C. S.,  
Accountant General, Bombay ;

To

THE CHIEF SECRETARY TO GOVERNMENT,  
Financial Department, Bombay.

Sir,

In accordance with paragraph (iv) of Government Resolution, Financial Department, No. 431, dated 3rd February 1912, I have the honour to submit herewith statements in forms I and III showing the financial results of the working of the Land Improvement and the Agriculturists' Loans Acts for the revenue year 1914-15.

I have the honour to be,

Sir,

Your most obedient servant,

A. M. BRIGSTOCKE,  
Accountant General, Bombay.

*Loans made under the Land Improvement Loans Act and the Agriculturists' Loans Act.*

I.—Account of Local Government with Government of India for the revenue year 1914-15.

| Amount advanced to Local Government by the Government of India. |                                       |                    | Interest payable for the year by Local Government to the Government of India at 3½ per cent. on mean outstanding. |
|---|---------------------------------------|--------------------|---|
| Outstanding at the commencement of the year.                    | Outstanding at the close of the year. | Mean outstanding.  |   |
| Rs.<br>1,23,73,370  | Rs.<br>1,02,85,837                    | Rs.<br>1,18,29,353 | Rs.<br>3,96,52  |

*Loans made under the Land Improvement Loans Act and the Agriculturists' Loans Act.*

III.—Financial results of loan operations to Local Government during the revenue year 1914-15.

| Particulars.  | Land Improvement and Agriculturists' Loans Act. |
|---|---|
|   | Rs.   |
| 1. Interest payable for the year by the Local Government to the Government of India ... ..  | 3,96,527  |
| 2. Interest collected during the year ... ..  | 9,34,436  |
| 3. Balance of interest accruing to Local Government, i.e., difference between columns 1 and 2 ... ..  | 5,37,909  |
| 4. Remissions and writes-off of principal during the year ... ..  | 21,788  |
| 5. Net result (profit or loss) for the year 1914-15 ... ..  | 5,16,121  |
|   | { 1913-14 ... 3,90,116                          |
|   | { 1912-13 ... 1,74,622                          |
| 6. Net results for previous years ... ..  | { 1911-12 ... 40,753                            |
|   | { 1910-11 ... 6,26,807                          |
|   | { 1909-10 ... 7,67,424                          |
| 7. Expenditure on free grants-in-aid towards the construction of private protective works, or on establishments for well boring or other outlay incurred from current revenue in connection with takávi transaction ... | 8,456   |

A. M. BRIGSTOCKE,  
Accountant General, Bombay.

## LAND REVENUE ADMINISTRATION REPORT, PART I, PRESIDENCY PROPER.

The following are the reports for the year 1914-15 of the three Divisions of the Presidency proper. The usual appendices are attached. District Forms Nos. 6, 7 and 8 have not been appended to these reports, as Forms Nos. 6 and 8 are now prepared quinquennially and Form No. 7 decennially. The next Form No. 6 is due for the year 1916-17, No. 7 for 1920-21 and No. 8 for 1915-16.

### 2. Season.

#### NORTHERN DIVISION.

The season of 1914-15 was very satisfactory and on the whole better than its immediate predecessor. Monsoon set in early, and kharif crops made a good start. Later up to the beginning of August the fall was abundant and continuous, so much so that a break was needed. A moderate rainfall in August gave timely relief. The September rain proved very useful for kharif crops and afforded ample moisture for rabi crops. On the whole the fall, though in excess of the normal, was seasonable and sufficient, and the outturn of kharif and rabi crops was fully normal.

*Water-supply.*—Water-supply was adequate throughout the Division. Some of the village tanks in Kaira dried up in February or March, but there was good and sufficient supply of water in wells, both for drinking and domestic purposes.

*Plague, Cholera, etc.*—Plague appeared in Thána, Kaira, Panch Maháls and Broach, and was responsible for 1,272 deaths against 568 in the previous year. In Thána it was more virulent. Cholera occurred in Thána and Kaira (Nadiád town only), resulting in 1,112 and 11 deaths in the respective districts. The Division was free from small-pox. Parts of the Panch Maháls suffered from malaria. Quinine was freely distributed in the affected areas.

*Cattle disease.*—Rinderpest and foot and mouth disease appeared in all the districts of the Division except Surat. In Thána they appeared in a more virulent form. They carried away 1,123 heads of cattle in Thána, 902 in Ahmedabad, 767 in Kaira, 300 in Panch Maháls, and 77 in Broach. In Ahmedabad 1,906 cattle were inoculated, none of which succumbed to the disease. Hæmorrhagic septicæmia and contagious pneumonia appeared in Kaira and carried away respectively 34 and 22 heads of cattle.

#### CENTRAL DIVISION.

The season of 1914-15 was favourable throughout the Division, though there was more rain than was needed in parts of it.

The monsoon set in early in June and gave abundant rain everywhere for kharif sowings. More rain in July helped agricultural operations. Later rains were also sufficient and well distributed; in some parts rather too heavy especially in East Khándesh and Sátára.

The kharif harvest was excellent in Ahmednagar and good in West Khándesh, Násik and Poona. In East Khándesh, the outturn of the principal kharif crop, *viz.* cotton, was generally below normal owing to excess of rain in August and September. The rainfall in Sátára was too heavy for light soils in which bájri is usually grown and the outturn of this crop varied from 6 to 8 annas.

The rabi crops were generally good in Ahmednagar, West Khándesh, Násik and Sátára. In Sholápur the rainfall was generally sufficient and seasonable and the outturn of crops—both kharif and rabi—was nowhere below 5 annas.



Damage to crops is reported to have been caused by wild pigs in certain tracts of Poona and Sátára. Wheat was slightly damaged by rats in Nandurbár in West Khándesh, and by disease in Jámkhed mahál in Ahmednagar. There was frost in some villages of Jámkhed and Mulshi petas, but the damage done was insignificant. The copious rainfall replenished the sources of water-supply and there was ample water both for drinking and irrigational purposes.

Plague appeared in parts of all districts in the Division except West Khándesh. It was severe in Satána and in one village of Niphád táluka of the Násik district. Elsewhere the visitation was mild.

Cholera is reported to have visited all districts except Sátára, but was nowhere specially virulent.

Small-pox prevailed in all districts, but did not do much damage.

Cattle diseases, chiefly rinderpest and foot and mouth, appeared more or less in all districts except East Khándesh, but nowhere was there an outbreak of a serious nature.

### SOUTHERN DIVISION.

The season was exceedingly good in the coast tract and was good in all the other districts.

2. The supply of water was ample for drinking and irrigation purposes, except in the black-soil tract of the Karnátic districts, and in the Kharepat villages of the Kolába district, where scarcity of drinking water in the hot season is a standing complaint.

3. The condition and health of the agricultural stock was normal, and fodder supply was generally adequate.

4. Cholera broke out in a few villages in Dhárwár and Kánara districts, while plague occurred throughout the Division. Small-pox was mostly confined to Honávar and Sirsi tálukas of Kánara. The public health was on the whole good.

### 3. Gross Revenue.

*(Column 6 of Appendix I.)*

### NORTHERN DIVISION.

The gross revenue shows a net decrease of Rs. 1,24,226. The decrease of Rs. 1,15,326 is accounted for mainly by the introduction of the revision settlement in the Ankleshwar táluka when temporary remissions granted under Government Resolution No. 8093, dated 19th November 1901, were made permanent, and changes in classification temporarily introduced under Government Resolution No. 5855, dated 11th June 1907, were made permanent. Other principal causes of the decrease are (1) reduction of himáyat (Rs. 5,271) on waste land in the Khari villages of Mátar táluka in Kaira district, (2) decrease in the revenue of sharakati villages (Rs. 1,163) in Surat district, and (3) reduction of assessment on account of acquisition of land for railways (Rs. 1,522) in Broach district. In Broach there is an increase of Rs. 4,382 on account of land being newly assessed and occupied and Rs. 1,981 due to salámi being in excess of assessment on inám land.

### CENTRAL DIVISION.

The gross revenue shows a net decrease of Rs. 3,001 which is shared by all districts except East Khándesh and is chiefly due to the following circumstances:—

(1) Assessed lands were set apart for special and public purposes in Ahmednagar, West Khándesh, Násik, Poona and Sholápur.

(2) Pátasthal assessment was abolished in West Khándesh, Násik and Poona.

(3) Amounts received from Native States which were hitherto credited to "I—Land Revenue" were transferred to "XI—Tributes" under

Government Resolution, Revenue Department, No. 1936, dated 17th February 1915.

Compared with the previous year, East Khándesh alone shows a net increase of Rs. 16,000, mainly due to (1) the introduction of revision survey in Jámner and original survey settlement in Chálisgaon and (2) unassessed and forest land having been assessed and given out for cultivation.

#### SOUTHERN DIVISION.

The gross revenue (Rs. 1,10,30,300) shows a net decrease of Rs. 3,009 made up as follows :—

| Name of district. | Increase. | Decrease. |
|-------------------|-----------|-----------|
|                   | Rs.       | Rs.       |
| Belgaum           | 19        | .....     |
| Bijápur           | .....     | 2         |
| Dhárwár           | .....     | 1,732     |
| Kánara            | 1,811     | .....     |
| Kolába            | 140       | .....     |
| Ratnágiri         | .....     | 3,245.    |
| Total             | 1,970     | 4,979     |
| Net               | .....     | 3,009     |

The increases in Kánara and Kolába are respectively due to the introduction of the revision survey settlement in Kumta táluka, and to the levy of full assessment on land given out for reclamation at concession rates.

The decrease in Dhárwár is due partly to the reduction of assessment on some forest lands and of water rate on certain other lands, and partly to the reduction of judi in cases where it was in excess of the assessment. The decrease in Ratnágiri is attributed to the reduction of assessment on khajan land which had previously been assessed at higher rates.

#### 4. Alienations.

(Column 9 of Appendix I.)

#### NORTHERN DIVISION.

The net decrease of Rs. 36,799 under this head was chiefly due to a reduction of Rs. 27,656 at the time of the introduction of the revision settlement in the Ankleshwar táluka of the Broach district, when temporary remissions were made permanent and to a decrease of Rs. 7,190 on account of resumption of service inám lands of inferior village servants in Ahmedabad, Kaira, Broach and Surat. There is a decrease of Rs. 2,867 in Broach and Thána due to recovery of kadim ináms as judi.

#### CENTRAL DIVISION.

There was a net decrease of Rs. 1,02,129, principally due to the following reasons :—

- (1) Forfeiture of inám villages in Ahmednagar and Sátára.
- (2) Inclusion of Kadim cash allowances under the head "Miscellaneous Land Revenue".

(3) Forfeiture of inám lands in Ahmednagar, West Khándesh and Násik.

(4) Acquisition of alienated lands for public purposes in Násik and Sholápur.

(5) Levy of increased assessment on Kulkarni inám lands owing to Kulkarni commutation in Ahmednagar, Sátára and Sholápur.

#### SOUTHERN DIVISION.

|           |             |  |
|-----------|-------------|--|
|           | Rs.         |  |
| Belgaum   | ... - 58    | There was a net decrease of Rs. 2,936 under this head, principally due to the following reasons :— |
| Bijápur   | ... +1,008  |  |
| Dhárwár   | ... -4,675  |  |
| Kánara    | ... - 2     |  |
| Kolába    | ... -2,439  |  |
| Ratnágiri | ... +3,230  |  |
| Total     | ... -2,936. |  |

(i) Increase in the scale judi on certain kulkarniki and pátilki watan lands in Dhárwár.

(ii) Amalgamation of items of kadim allowances in "judi" in Kolába district.

(iii) Levy of full assessment on certain holdings of discharged sanadis in Belgaum.

The increase in Bijápur is chiefly due to the treatment of lapsed judi on kadim cash allowances, as profit with the alienee, since these items have been ordered to be treated as miscellaneous land revenue under Government Resolution, Financial Department, No. 2772 dated 10th July 1914.

The increase in Ratnágiri is mainly due to the correction of errors and to the introduction of survey settlement into an inám village.

#### 5. Net Government Revenue.

(Column 13 of Appendix I.)

#### NORTHERN DIVISION.

This rose from Rs. 96,12,836 to Rs. 96,25,221, showing a net increase of Rs. 12,385, due to the causes mentioned below :—

| Name of district. | Increase.  | Decrease.    | Causes.   |
|-------------------|------------|--------------|---|
| Ahmedabad         | Rs.<br>... | Rs.<br>6,689 | (1) Reduction of jama of Navda village in Dhandhuka;<br>(2) reduction of jama on land taken up for Northcotepura in Sanand for the cattle camp and<br>(3) forfeiture for breach of conditions of the restricted tenure. |
| Kaira             | 88,825     | ...          | (1) Grant of unoccupied land for cultivation, and<br>(2) grant of land on special conditions.   |
| Panch Maháls      | ...        | 1,314        | Forfeiture for breach of conditions of the restricted tenure.   |
| Broach            | ...        | 77,552       | Introduction of the revision settlement in Ankleshwar and survey corrections consequent upon plane table survey.  |
| Surat             | 5,290      | ...          | Regrant of forfeited inam lands as Government lands.  |
| Thána             | 3,825      | ...          | (1) Recovery of kadim inams as judi and<br>(2) grant of unoccupied land for cultivation.  |
| Total             | 97,940     | 85,555       |   |
| Net increase      | 12,385     | ...          |   |

## CENTRAL DIVISION.

The net ordinary fixed revenue rose from Rs. 1,21,47,768 to Rs. 1,22,53,720, showing an increase of Rs. 1,05,952 chiefly due to (a) the introduction of revision survey in Jámner and original survey settlement in Chálisgaon in East Khándesh, and (b) the inclusion of kadim cash allowances in judi in Sátára and Ahmednagar.

The increases and decreases in the several districts of the Division are given below :—

| Name of district. |     | Increase. | Decrease. |
|-------------------|-----|-----------|-----------|
|                   |     | Rs.       | Rs.       |
| Ahmednagar        | ... | 48,837    | ...       |
| East Khándesh     | ... | 6,230     | ...       |
| West Khándesh     | ... | 4,142     | ...       |
| Násik             | ... | ...       | 472       |
| Poona             | ... | ...       | 2,896     |
| Sátára            | ... | 50,038    | ...       |
| Sholápur          | ... | 13        | ...       |
| Total             |     | 1,09,320  | 3,368     |
| Net increase      |     | 1,05,952  | ...       |

## SOUTHERN DIVISION.

The net ordinary fixed revenue rose from Rs. 90,68,030 to Rs. 90,75,792.

|           |             |  |
|-----------|-------------|--|
| Belgaum   | Rs. ...+ 87 | This increase is shared by all the districts in the Division except Bijápur and Ratnágiri, as shown in the margin. The reasons for the chief variations are given below :— |
| Bijápur   | ...- 187    |  |
| Dhárwár   | ...+7,287   |  |
| Kánara    | ...+2,966   |  |
| Kolába    | ...+2,692   |  |
| Ratnágiri | ...-5,083   |  |
| Total     | ...+7,762   |  |

| Name of district. | Variations.    | Reasons.   |               |
|-------------------|----------------|--|---------------|
| Dhárwár           | Rs. ... +4,556 | Increase in the scale judi of patilki and kulkarniki watan lands.                |               |
|                   | +3,234         | Waste lands brought under cultivation.   |               |
|                   | +370           | Assessment fixed on unassessed land.   |               |
|                   | +252           | Imposition of tari rates in lieu of dry crop rates.                              |               |
|                   | -456           | Reduction of water rate.   |               |
|                   | -205           | Reduction of judi which was in excess of assessment.                             |               |
|                   | -464           | Other causes.  |               |
| Total             | ... +7,287     |  |               |
| Kánara            | ... +2,966     | Introduction of revision settlement in Kumta táluka                              |               |
|                   | Total          |  | ... +2,966    |
| Kolába            | ... +2,425     | Collection of kadim allowances and their inclusion in judi.                      |               |
|                   | +267           |  | Other causes. |
|                   | Total          |  | ... +2,692    |
| Ratnágiri         | ... -3,845     | The collection of arrears.   |               |
|                   | -2,929         | Reduction of assessment on "khajan" lands, erroneously assessed at higher rates. |               |
|                   | +1,338         | Kowli land subjected to full assessment.   |               |
|                   | +192           | Waste land given out for cultivation.  |               |
|                   | +161           | Other causes.  |               |
| Total             | ... -5,083     |  |               |

## 6. Miscellaneous Land Revenue.

(Column 16 of Appendix I.)

## NORTHERN DIVISION.

There is a net decrease of Rs. 3,31,183 under this head as under :—

| Name of district. | Increase. | Decrease. | Causes.  |
|-------------------|-----------|-----------|--|
|                   | Rs.       | Rs.       |  |
| Ahmedabad ...     | ...       | 28,027    | (1) Decrease in the value realized for Government lands transferred to railway company, etc., on account of less land being required and transferred.<br>(2) Omission of Tribute items from Land Revenue.<br>(3) Decrease in the revenue from resumed kasbati villages of Vani, Thori Mubarak and Thori Vadgas in Viramgám taluka. |
| Kaira ...         | ...       | 2,36,268  | (1) Decrease in sales of occupancy rights and<br>(2) produce of trees and dry wood.  |
|                   |           | 18,291    | Decrease in the value realized for Government lands transferred to railway company, etc., on account of less land being required and transferred.  |
| Panch Maháls ...  | ...       | 3,777     | Minor causes.  |
| Broach ...        | ...       | 30,675    | Decrease in the<br>(1) sales of occupancy rights.<br>(2) produce of trees and dry wood.  |
| Surat ...         | ...       | 15,395    | Do.  |
| Thána ...         | 1,250     | ...       | Increase in fine and altered assessment on account of non-agricultural use of land.  |
| Total ...         | 1,250     | 3,32,433  |  |
| Net decrease ...  | 3,31,183  | ...       |  |

## CENTRAL DIVISION.

The net increase of Rs. 55,663 under this head was made up as follows :—

| Name of district. | Increase. | Decrease. |
|-------------------|-----------|-----------|
|                   | Rs.       | Rs.       |
| Ahmednagar ...    | 15,068    | ...       |
| East Khándesh ... | ...       | 99,091    |
| West Khándesh ... | ...       | 6,659     |
| Násik ...         | 67,638    | ...       |
| Poona ...         | 60,566    | ...       |
| Sátára ...        | 25,093    | ...       |
| Sholápur ...      | ...       | 6,952     |
| Total ...         | 1,68,365  | 1,12,702  |
| Net increase ...  | 55,663    | ...       |

The increase is mainly due to

(1) the inclusion of arrears on account of kadim cash allowances under this head in Ahmednagar,

(2) the sale of occupancy rights of disforested lands in Nándgaon táluka in Násik, and

(3) inclusion of kadim cash allowances under this head in Poona.

The apparent decrease in East and West Khándesh is due to smaller receipts this year on account of occupancy price of waste lands.

### SOUTHERN DIVISION.

There was a net decrease of Rs. 8,095 as shown in the margin. The decrease

|              | Rs.                |  |
|--------------|--------------------|--|
| Belgaum      | --- + 25,774       | in Dhárwár is due to the increased scale judi on the pátílki and kulkarniki watan lands in certain tálukas, which was credited last year to "Miscellaneous Land Revenue", having been credited in the year under report to the proper head of revenue. |
| Bijapur      | --- + 15,567       |  |
| Dhárwár      | --- - 21,144       |  |
| Kánara       | --- + 552          |  |
| Kolaba       | --- + 575          |  |
| Ratnágiri    | --- - 30,739       |  |
| <b>Total</b> | <b>--- - 8,095</b> |  |

The decrease in Ratnágiri is due to less revenue recovered during the year on account of the occupancy of sheri lands in Málwan táluka, disposed of under Government Resolution No. 9415 dated 11th October 1912.

### 7. Remissions.

(Column 29 of Appendix I.)

### NORTHERN DIVISION.

There is a net decrease of Rs. 1,22,858 under this head. The details of remissions granted during the year under report are as follows:—

|  | Rs.             |
|--|-----------------|
| 1. Remission of part of enhanced assessment fixed at revision survey in all the districts except Surat and Thána ...     | 1,08,841        |
| 2. Transfer of land for public or special purpose in all the districts of the Division ...                               | 1,656           |
| 3. Remission of excess jama over moiety of revenue of tálukdári estates of Dholera and Hirapur in Ahmedabad district ... | 4,796           |
| 4. Compensation (for bunder) to Bavatiari village in Dhandhuka táluka in Ahmedabad ...                                   | 931             |
| 5. Remission of himayat on account of deficient supply of water in all districts except Páñch Maháls and Thána ...       | 6,893           |
| 6. Cancellation of demands ...   | 2,458           |
| 7. Loss by flood in all districts except Thána ...   | 8,034           |
| 8. Loss by fire in Surat and Thána ...   | 560             |
| 9. Discontinuance of levy of ghasdana and Rajachithi in inám villages in the Páñch Maháls ...                            | 1,021           |
| 10. Compensation on account of prohibition of poppy cultivation in tálukdári villages in the Páñch Maháls ...            | 1,200           |
| 11. Poverty, death or disappearance of occupants in the Panch Maháls, Broach and Thána ...                               | 105             |
| 12. Automatic remissions under Suspension and Remission Rules in Broach ...  | 771             |
| 13. Remission of excess of falo over assessment in bhagdari villages due to abolition of bhags in Broach ...             | 113             |
| 14. Water-logging (Surat) ...  | 24,322          |
| 15. Miscellaneous ...  | 2,834           |
| <b>Total</b> ...   | <b>1,64,535</b> |

## CENTRAL DIVISION.

There was a net increase of Rs. 1,73,847 under this head. The total remissions granted during the year amounted to Rs. 4,39,957, including Rs. 67,502 owing to reductions on account of revision settlements and Rs. 3,33,916 on account of automatic remission under the Suspension and Remission Rules. The remissions proper (columns 26 to 28) were therefore Rs. 38,539 and are due to the following causes :—

|  | Rs.    |
|--|--------|
| (1) Remission of water rate (Ahmednagar, Násik, Poona and Sátára) ... ..                             | 24,757 |
| (2) Arrears due on forfeited lands (West Khándesh and Poona) ...                                     | 3,269  |
| (3) Loss by fire (Ahmednagar and Násik) ... ..   | 278    |
| (4) Loss by flood (Násik) ... ..   | 7      |
| (5) Land taken up for special or public purposes (West Khándesh, Násik and Sátára) ... ..            | 198    |
| (6) Salt land (Sátára) ... ..  | 25     |
| (7) Water-logging (Poona) ... ..   | 3,496  |
| (8) Revenue on account of the year under report recovered in the past year in advance (Násik) ... .. | 4,716  |
| (9) Others ... ..  | 1,793  |
| Total ...  | 38,539 |

## SOUTHERN DIVISION.

Reductions of assessment on account of revision survey settlement amounted to Rs. 45,975 in the year under report against Rs. 92,261 in the previous year.

Remissions proper show a decrease from Rs. 12,424 to Rs. 12,388 and are due to the following reasons :—

|  | Rs.    |
|--|--------|
| (1) Loss by flood in Belgaum and Kánara ... ..                                   | 1,583  |
| (2) Loss by fire, floods and failure of water in Bijápur ...                     | 474    |
| (3) Loss by fire in Kánara, Kolába and Ratnágiri ...                             | 97     |
| (4) Diluvion in Kolába ... ..  | 5      |
| (5) Damage by wild elephants in Kánara ... ..                                    | 4      |
| (6) For good preservation of tahal in Kolába ... ..                              | 66     |
| (7) Life remission granted to the widow of the late Bilgi Chief in Kánara ... .. | 299    |
| (8) Automatic remission of suspended arrears of land revenue in Bijápur ... ..   | 7,207  |
| (9) Remission of water rate in certain talukas of Dhárwár ...                    | 2,653  |
| Total ...  | 12,388 |

A total sum of Rs. 11,284 (column 51) was written off as irrecoverable against Rs. 19,651 during the previous year.

## 8. Suspensions.

(Column 33 of Appendix I.)

## NORTHERN DIVISION.

As the season was good throughout the Division, the amount suspended was only Rs. 6,637, of which Rs. 1,452 were suspended in Kaira and Rs. 5,185 in Thána.

## CENTRAL DIVISION.

The amount suspended out of the current year's demand was Rs. 35,394. Compared with the amount for the previous year under this head, *viz.*, Rs. 9,44,412, that of the current year is extremely low; this fairly indicates the general character of the season in all the districts of the Central Division. Total suspensions (column 33), including amounts re-suspended out of the suspended revenue for past years, amounted to Rs. 10,40,466 against the corresponding figure of Rs. 25,90,926 of the previous year.

## SOUTHERN DIVISION.

The suspended arrears outstanding at the end of the year amounted to Rs. 1,38,293 against Rs. 4,58,638 at the end of the previous year. This includes Rs. 2,552 suspended on account of current year's revenue in Dhárwár, Kolába and Ratnágiri.

Out of Rs. 4,58,638 outstanding at the end of last year, Rs. 1,35,741 were re-suspended, Rs. 3,15,674 were put down for collection, and Rs. 7,223 were remitted in the current year.

## 9. Revenue for Collection.

(Column 39 of Appendix I.)

## NORTHERN DIVISION.

The decrease of Rs. 16,44,344 under this head is accounted for by a corresponding decrease in column 21 of the return.

## CENTRAL DIVISION.

The amount for collection (after granting remissions and suspensions, but without taking amounts written off into account) on account of the year under report was Rs. 1,29,29,624 (column 38) against Rs. 1,17,55,070 in the previous year. The amount for collection on account of previous years was Rs. 12,56,393 against Rs. 17,43,678. The result was a gross demand of Rs. 1,41,86,017 (column 39) against Rs. 1,34,98,748 for the preceding year.

## SOUTHERN DIVISION.

The amount for collection during the year under report, after deducting remissions and suspensions, was Rs. 96,88,997 against Rs. 91,87,908 of the previous year. The increase is mostly due to the reduction of suspensions by Rs. 2.74 lakhs (column 32) and the absence of large reductions on account of revision settlement (column 23), and to the collection of larger suspended arrears (Rs. 1.8 lakhs) (columns 34, 35 and 36).

## 10. Collections.

(Column 45 of Appendix I.)

## NORTHERN DIVISION.

Out of the total revenue for collection (Rs. 1,04,70,799), Rs. 1,04,37,035 were collected, giving a percentage of 99.68 during the year under report as against 99.23 in the previous year. Excluding the amounts written off, the percentage of collection to the total demand (column 39) was:—

| District.           | Percentage |
|---------------------|------------|
| Ahmedabad ... ..    | 99.60      |
| Kaira ... ..        | 99.99      |
| Panch Maháls ... .. | 99.99      |
| Broach ... ..       | 99.99      |
| Surat ... ..        | 100        |
| Thána ... ..        | 99.75      |



## CENTRAL DIVISION.

Out of a total revenue for collection (Rs. 1,41,86,017), in all Rs. 1,41,38,444 were collected. Excluding amounts written off from the total demand, the percentage of total collection to total demand was as detailed below:—

| District.            | For cent. |
|----------------------|-----------|
| Ahmednagar ... ..    | 99.70     |
| East Khándesh ... .. | 99.99     |
| West Khándesh ... .. | 99.96     |
| Násik ... ..         | 99.97     |
| Poona ... ..         | 99.92     |
| Sátára ... ..        | 99.99     |
| Sholápur ... ..      | 99.94     |

Taking the Division as a whole, more than 99 per cent. of the revenue for collection was recovered.

## SOUTHERN DIVISION.

Out of the net demand of Rs. 96,88,997 shown in paragraph 9, Rs. 96,60,057 were collected, the percentage of collection being 99.7. The percentages by districts on the total demand as well as on the current year's revenue and arrears work out as under:—

| Name of district. | Total demand. | Current year's revenue. | Former year's arrears. |
|-------------------|---------------|-------------------------|------------------------|
| Belgaum ... ..    | 99.6          | 99.8                    | 94.9                   |
| Bijápur ... ..    | 99.7          | 99.8                    | 99.2                   |
| Dhárwár ... ..    | 99.9          | 99.9                    | 99.5                   |
| Kánara ... ..     | 99.7          | 99.7                    | 62.6                   |
| Kolába ... ..     | 99.9          | 99.9                    | 77.2                   |
| Ratnágiri ... ..  | 98.7          | 98.9                    | 44.2                   |
| Total ...         | 99.7          | 99.8                    | 97.9                   |

The low percentages of arrears in Kánara, Kolába and Ratnágiri represent in fact a total sum of less than Rs. 4,000. The collection work is on the whole very satisfactory.

## 11. Balances.

(Column 58 of Appendix I and Appendix II.)

## NORTHERN DIVISION.

The outstanding balance at the close of the year under report was Rs. 17,037 against Rs. 2,69,662 on 31st July 1914. This included Rs. 6,637 on account of authorised suspensions. Of the unauthorised arrears of Rs. 10,400, Rs. 3,175 are on account of the year under report, while Rs. 7,225 on account of past years. The bulk of these arrears pertained to Ahmedábad and Thána. The arrears shown in this column are all recoverable.

## CENTRAL DIVISION.

The outstanding balance at the close of the year under report was Rs. 10,50,527 against Rs. 25,97,501 on 31st July 1914. Out of this sum, Rs. 10,061 represent the total unauthorised arrears. Of the balance for collection (column 5 of Appendix II) about 2 per cent. are estimated as irrecoverable. Column 6 of Appendix II includes authorised suspensions.

## SOUTHERN DIVISION.

The balance outstanding at the close of the year was Rs. 1,55,949 against Rs. 4,70,265 on the 31st July 1914. Out of this sum the unauthorised arrears amounted to Rs. 13,957 on account of the current year's demand, and Rs. 3,699 on account of former year's arrears, against Rs. 7,826 and Rs. 3,801 respectively outstanding on 31st July 1914 and Rs. 10,370 and Rs. 7,986 on 31st July 1913. Appendix II shows that about Rs. 6,243 are considered to be irrecoverable out of the total outstanding balance.

## 12. Takavi Advances, Recoveries and Balances.

(Appendix III.)

## NORTHERN DIVISION.

1. The total amount advanced as takavi under the two Acts during the year under report was Rs. 1,85,036 against Rs. 2,77,307 in the previous year.

2. Of the total outstanding of Rs. 40,57,855, Rs. 15,87,765 fell due in the year under report, of which Rs. 15,59,323 were recovered, Rs. 15,317 suspended and Rs. 10,563 written off, leaving Rs. 2,562 as unauthorised arrears at the end of the year.

3. The percentage of collection on demand (including arrears but excluding suspensions and remissions in the year under report) was as follows:—

|              |     |     |     |     |       |
|--------------|-----|-----|-----|-----|-------|
| Ahmedabad    | ... | ... | ... | ... | 99.72 |
| Kaira        | ... | ... | ... | ... | 100.  |
| Panch Mahals | ... | ... | ... | ... | 99.87 |
| Broach       | ... | ... | ... | ... | 99.94 |
| Surat        | ... | ... | ... | ... | 100.  |
| Thana        | ... | ... | ... | ... | 100.  |

4. The following table shows the net financial results to the State of its agricultural loan business during the year under report and each of the five preceding years:—

| Year.   | Advances made. | Collections, etc. |           | Account written off. |
|---------|----------------|-------------------|-----------|----------------------|
|         |                | Principal.        | Interest. |                      |
|         | Rs.            | Rs.               | Rs.       | Rs.                  |
| 1909-10 | 3,08,271       | 7,24,770          | 2,01,115  | 44,025               |
| 1910-11 | 2,71,620       | 6,57,838          | 1,61,805  | 24,507               |
| 1911-12 | 52,24,399      | 1,62,379          | 22,604    | 31,027               |
| 1912-13 | 7,99,306       | 22,44,645         | 3,60,368  | 80,606               |
| 1913-14 | 2,77,307       | 17,92,710         | 4,23,648  | 17,638               |
| 1914-15 | 1,85,036       | 12,45,809         | 3,13,514  | 10,563               |

## CENTRAL DIVISION.

The total amount advanced as takavi under both Acts during the year was Rs. 2,71,462 against Rs. 7,58,675 in the preceding year.

Out of the total outstanding of Rs. 50,60,759, Rs. 14,87,608 fell due in the year under report, of which Rs. 14,51,839 were recovered, Rs. 26,025 were suspended and Rs. 2,338 written off.

The percentage of collection on demand (including arrears, but excluding suspensions and remissions) was as follows :—

| District.     |     |     |     |     | Rs.   |
|---------------|-----|-----|-----|-----|-------|
| Ahmednagar    | ... | ... | ... | ... | 99.73 |
| East Khándesh | ... | ... | ... | ... | 100.  |
| West Khándesh | ... | ... | ... | ... | 98.11 |
| Násik         | ... | ... | ... | ... | 99.77 |
| Poona         | ... | ... | ... | ... | 98.67 |
| Sátára        | ... | ... | ... | ... | 99.30 |
| Sholápur      | ... | ... | ... | ... | 99.81 |

As compared with the previous year, the percentage of collection arrived at this year shows a most satisfactory result, due chiefly to a second successive favourable season.

The following amounts were reported to have been misapplied :—

| District.     |     |     |     |     | Rs.   |
|---------------|-----|-----|-----|-----|-------|
| Ahmednagar    | ... | ... | ... | ... | 120   |
| East Khándesh | ... | ... | ... | ... | 237   |
| West Khándesh | ... | ... | ... | ... | 2,082 |
| Násik         | ... | ... | ... | ... | 102   |
| Poona         | ... | ... | ... | ... | 300   |
| Sátára        | ... | ... | ... | ... | 980   |
| Sholápur      | ... | ... | ... | ... | 2,850 |

Amounts misapplied have, in some cases, been recovered, and steps are being taken to recover the rest.

The following statement shows the net financial results to the State of its agricultural loan business during the year under report and the five preceding years :—

| Year.   |     |     | Total amount of advances made. | Total recoveries made. | Interest recovered. | Amount written off. |
|---------|-----|-----|--------------------------------|------------------------|---------------------|---------------------|
|         |     |     | Rs.                            | Rs.                    | Rs.                 | Rs.                 |
| 1909-10 | ... | ... | 6,68,471                       | 14,88,075              | 6,48,567            | 10,417              |
| 1910-11 | ... | ... | 3,42,019                       | 15,13,277              | 5,70,643            | 30,072              |
| 1911-12 | ... | ... | 7,27,485                       | 8,52,371               | 2,94,166            | 18,402              |
| 1912-13 | ... | ... | 9,01,975                       | 7,44,228               | 2,12,265            | 17,981              |
| 1913-14 | ... | ... | 7,58,675                       | 5,84,588               | 1,74,354            | 3,874               |
| 1914-15 | ... | ... | 2,71,462                       | 10,53,507              | 3,98,332            | 2,338               |

#### SOUTHERN DIVISION.

The total amount advanced as takávi under both Acts was Rs. 2,89,213 as against Rs. 3,22,687 in the previous year. In all the districts, except Kolába, the amount advanced was less than that of previous year.

Out of the total demand of Rs. 5,91,553 (columns 3 and 4), Rs. 5,79,422 were collected, Rs. 4,444 were suspended and Rs. 1,419 were remitted or written off. Unauthorised arrears amounted to Rs. 6,268 as against Rs. 9,332 of the previous year. For more than 5/6 of these arrears, Belgaum and Bijápur are responsible. Some of the arrears in the Bijápur district, due from criminal

tribes, being irrecoverable, have been ordered to be remitted; but the sanction having been received late the adjustment was not made during the year under report. The percentage of collections to demands (including arrears but excluding suspensions and remissions) is as shown below:—

|           |     |     |     |     |                |
|-----------|-----|-----|-----|-----|----------------|
| Belgaum   | ... | ... | ... | ... | 98.21          |
| Bijápur   | ... | ... | ... | ... | 98.49          |
| Dhárwár   | ... | ... | ... | ... | 99.90          |
| Kánara    | ... | ... | ... | ... | 96.80          |
| Kolába    | ... | ... | ... | ... | cent per cent. |
| Ratnágiri | ... | ... | ... | ... | 99.78          |

The following table shows the net financial results during the year 1914-15 and the preceding five years:—

| Year.       | Total amount of advances. | Balance of advances of previous years' out-standings. | Total.    | Total recoveries. | Amount written off. | Balance remaining outstanding. | Interest recovered. | Remarks. |
|-------------|---------------------------|---|-----------|-------------------|---------------------|--------------------------------|---------------------|----------|
| 1           | 2                         | 3   | 4         | 5                 | 6                   | 7                              | 8                   | 9        |
|             | Rs.                       | Rs.   | Rs.       | Rs.               | Rs.                 | Rs.                            | Rs.                 |          |
| 1909-10 ... | 2,40,039                  | 29,09,592   | 31,49,631 | 6,75,585          | 6,311               | 24,68,935                      | 3,69,600            |          |
| 1910-11 ... | 1,94,191                  | 24,68,318   | 26,62,509 | 6,23,042          | 10,507              | 20,24,747                      | 2,56,563            |          |
| 1911-12 ... | 5,50,803                  | 20,22,950   | 25,73,753 | 3,03,506          | 3,170               | 22,27,515                      | 1,15,158            |          |
| 1912-13 ... | 2,24,711                  | 22,28,495   | 24,53,206 | 6,23,319          | 592                 | 18,29,295                      | 1,69,469            |          |
| 1913-14 ... | 3,22,687                  | 18,29,213   | 21,51,900 | 4,35,948          | 841                 | 17,15,611                      | 1,20,291            |          |
| 1914-15 ... | 2,59,213                  | 17,15,607   | 20,04,820 | 4,66,157          | 1,137               | 15,37,526                      | 1,13,265            |          |

### 13. Area.

(Appendix IV.)

#### NORTHERN DIVISION.

A comparison of the occupied assessed area in the Division (column 12) in 1914-15 with the corresponding area for the previous year shows a net increase of 45,454 acres which is explained as under:—

| CAUSES.   |     | Acres. |
|---|-----|--------|
| Increase.   |     |        |
| 1. Assessed land newly taken up (Kaira, 30,517) ...   | ... | 43,416 |
| 2. Unassessed land newly assessed and taken up ...  | ... | 2,560  |
| 3. Restoration of forfeited land ...  | ... | 223    |
| 4. Survey corrections ...   | ... | 298    |
| 5. Grant of waste land as inám ...  | ... | 848    |
| 6. Re-grant of forfeited inám land as Government land ...   | ... | 1,142  |
| 7. Grant of land on special conditions in Kaira ...   | ... | 19,008 |
| 8. Land set apart for public or special purpose given out for cultivation ...                     | ... | 173    |
| 9. Division of Government and inám-dár's share in Sália, Khábda and Kotda in the Panch Maháls ... | ... | 500    |
| 10. Miscellaneous ...   | ... | 680    |
| Total ...   |     | 68,848 |

*Decrease.*

|  |     |     |     |              |        |
|--|-----|-----|-----|--------------|--------|
| 1. Relinquishment  | ... | ... | ... | ...          | 9,362  |
| 2. Forfeited land remaining unoccupied                         | ... | ... | ... | ...          | 6,741  |
| 3. Land set apart for special or public purpose                | ... | ... | ... | ...          | 1,135  |
| 4. Land rendered uncultivable                                  | ... | ... | ... | ...          | 796    |
| 5. Forfeited for breach of conditions of the restricted tenure | ... | ... | ... | ...          | 2,816  |
| 6. Transferred as inám   | ... | ... | ... | ...          | 334    |
| 7. Resumption of ravanias, etc., land                          | ... | ... | ... | ...          | 447    |
| 8. Forfeiture of Radhu Vanto in Mátar táluka in Kaira district | ... | ... | ... | ...          | 1,043  |
| 9. Miscellaneous   | ... | ... | ... | ...          | 660    |
|  |     |     |     | Total        | 23,394 |
|  |     |     |     | Net increase | 45,454 |

## CENTRAL DIVISION.

A comparison of the cultivable occupied area (column 12) in 1914-15 with the corresponding area for the previous year shows a net increase of 21,275 acres. This increase is shared by all districts in the Central Division. The variations in the area are thus explained:—

*Increase.*

|   |     |     |       | Acres. |
|---|-----|-----|-------|--------|
| 1. Assessed land newly taken up (all districts)   | ... | ... | ...   | 25,798 |
| 2. Unassessed land newly assessed and taken up (all districts)                            | ... | ... | ...   | 3,425  |
| 3. Disforested land given for cultivation (all districts except West Khándesh and Sátára) | ... | ... | ...   | 1,708  |
| 4. Miscellaneous (all districts)  | ... | ... | ...   | 2,540  |
|   |     |     | Total | 33,471 |

*Decrease.*

|  |     |     |              | Acres. |
|--|-----|-----|--------------|--------|
| 1. Relinquished land remaining unoccupied (all districts except East Khándesh)           | ... | ... | ...          | 1,982  |
| 2. Forfeited land remaining unoccupied (all districts except East Khándesh and Sholápur) | ... | ... | ...          | 2,789  |
| 3. Land set apart for special and public purposes (all districts)                        | ... | ... | ...          | 4,321  |
| 4. Miscellaneous (all districts)   | ... | ... | ...          | 3,104  |
|  |     |     | Total        | 12,196 |
|  |     |     | Net increase | 21,275 |

## SOUTHERN DIVISION.

There has been a net increase of 4,612 acres under occupied assessed land (column 12) contributed mostly by Bijápur and Dhárwár districts, while there has been a decrease of 1,375 acres in the Ratnágiri district which is mainly due to the introduction of the survey settlement into an inám village.

Unassessed and assessed land to the extent of 6,950 acres was given out for cultivation during the year under report as shown below:—

|           |     |     |       | Acres. |
|-----------|-----|-----|-------|--------|
| Belgaum   | ... | ... | ...   | 459    |
| Bijápur   | ... | ... | ...   | 1,136  |
| Dhárwár   | ... | ... | ...   | 3,272  |
| Kánara    | ... | ... | ...   | 1,597  |
| Kolába    | ... | ... | ...   | 168    |
| Ratnágiri | ... | ... | ...   | 318    |
|           |     |     | Total | 6,950  |

## 14. Coercive Processes.

*(Appendix V.)*

## NORTHERN DIVISION.

1. The number of notices decreased by 2,416, the decrease being shared by all the districts except Panch Maháls and Surat.

2. A penalty under section 148 of the Land Revenue Code was inflicted in 977 cases against 1,434 in the previous year, the decrease being shared by all the districts except Kaira.

3. The number of cases of distraint and sale of moveable property fell from 258 in the previous year to 89 during the year under report, giving a net decrease of 169 cases in all the districts except Surat and Thána.

4. Cases of sale of immoveable property other than land under section 155, Land Revenue Code, rose from 42 to 238 during the current year.

5. Cases of forfeiture decreased from 1,393 in the previous year to 677 during the year under report, showing a net decrease of 716, which was shared by all the districts in the Division except Surat and Thána, the number being arrived at as follows:—

| District.           | Increase. | Decrease. |
|---------------------|-----------|-----------|
| Ahmedabad ... ..    | ...       | 317       |
| Kaira ... ..        | ...       | 359       |
| Panch Maháls ... .. | ...       | 9         |
| Broach ... ..       | ...       | 36        |
| Surat ... ..        | 4         | ...       |
| Thána ... ..        | 1         | ...       |
| Total ... ..        | 5         | 721       |
| Net decrease ... .. | 716       |           |

6. It is a happy incident of the year under report that no action was necessary for coercive measures under section 157 in any of the districts of this Division, while last year nine persons were arrested under this section in Ahmedabad.

## CENTRAL DIVISION.

The number of notices issued under section 152 (column 3) rose from 1,332 to 2,711. This increase is principally due to East and West Khándesh and to the fact that, though cotton was ready for sale, people avoided selling it owing to the fall in prices. Some of the Mámlatdárs thereupon issued notices of demand to a large extent.

The total number of cases of penalty under section 148 was 3,880 against 4,813 in the previous year.

The number of cases of distraint and sale of moveable property under section 154 was nearly double, the figures being 105 against 54. As in the year preceding there was no action under section 155.

Notices of forfeiture under section 153 decreased from 2,868 to 1,513.

None of the districts had to resort to the provisions of section 157.

## SOUTHERN DIVISION.

The subjoined table compares the extent of coercion in the different forms employed during the year, as contrasted with its predecessor:—

| Year.          | Number of notices of demand issued under section 152, Land Revenue Code. | Penalty under section 148, Land Revenue Code. | Distrain and sale of moveable property, section 154, Land Revenue Code. | Sale of immoveable property other than land, section 155, Land Revenue Code. | Forfeiture and sale of occupancy under section 153, Land Revenue Code. |
|----------------|--|---|---|--|--|
| 1914-15 ... .. | 3,820  | 822   | 263   | 2  | 123  |
| 1913-14 ... .. | 4,611  | 752   | 154   | ...  | 100  |

The decrease in the number of notices issued under section 152 is mainly shared by Kolába and Ratnágiri districts. The persons proceeded against under section 148 increased in Ratnágiri and Kánara districts from 42 and 73 to 235 and 155 respectively, while in the Belgaum district that number has decreased from 395 to 55, which shows that the enforcement of penalty last year has been effective. Cases under section 154 increased in Kolába and Ratnágiri districts from 9 and 130 to 75 and 165, respectively. The increase in the number of forfeiture cases is contributed mostly by Dhárwár district.

## 15. Miscellaneous Land Revenue not included in the Taleband.

(Column 59 of Appendix I.)

## NORTHERN DIVISION.

1. The amount under this head increased from Rs. 20,611 to Rs. 30,472, showing a net increase of Rs. 9,861 during the year under report. Recoveries of boundary marks, etc., advances in Ahmedabad and Surat contributing respectively Rs. 5,836 and Rs. 305 towards the increase.

*Babul plantation.*—6,552 acres of land were under babul plantation in Ahmedabad and Kaira districts at the commencement of the year under report, but in Ahmedabad alone 213 acres were resumed for breach of conditions of the lease and 268 acres owing to expiry of the period of the lease, leaving an area of 6,071 acres under plantation at the close of the year.

## CENTRAL DIVISION.

The revenue under this head amounted to Rs. 1,61,768 and it shows a net increase of Rs. 76,622, principally due to the following causes:—

- (a) Large receipts from the Photozinc Office in Poona.
- (b) Inclusion of amounts of kadim cash allowances under this head through mistake in Násik.
- (c) Amounts received from the Irrigation Department on account of capitalized value of reduced judi and cash allowance to be paid in exchange for inám lands acquired for canals, etc., in Ahmednagar.

## 16. Refunds.

## NORTHERN DIVISION.

Refund of over-collections and deposits on account of auction sales of land, dry-wood, etc., made during the year under report amounted to Rs. 18,466. The details are as under:—

|              |     |     |     | Rs.    |
|--------------|-----|-----|-----|--------|
| Ahmedabad    | ... | ... | ... | 7,331  |
| Kaira        | ... | ... | ... | 2,591  |
| Panch Maháls | ... | ... | ... | 81     |
| Broach       | ... | ... | ... | 461    |
| Surat        | ... | ... | ... | 1,964  |
| Thána        | ... | ... | ... | 6,038  |
|              |     |     |     | <hr/>  |
|              |     |     |     | 18,466 |

**APPENDIX No. I.**



Contrasted statement exhibiting the gross and net land revenue of the districts in the Northern, Central and realizations, remissions and sums written off and of the balances outstanding on account

| No.                       | Name of District.               | NUMBER OF VILLAGES. |            |         | YEAR UNDER     |  |             |  |
|---------------------------|---------------------------------|---------------------|------------|---------|----------------|--|-------------|--|
|                           |                                 | Government.         | Alienated. | Total.  | Gross Revenue. | Deduct—Assessment of land not available for cultivation. | Remainder.  | Deduct—On account of net alienations of total ináms. |
| 1                         | 2                               | 3                   | 4          | 5       | 6              | 7  | 8           | 9  |
| <b>NORTHERN DIVISION.</b> |                                 |                     |            |         | Rs.            | Rs.  | Rs.         | Rs.  |
| 1                         | Ahmedabad ... ..                | 848*                | 50         | 898*    | 32,17,298      | 8,260  | 32,09,038   | 6,49,427   |
| 2                         | Kaira ... ..                    | 562†                | 28         | 590†    | 33,29,758      | 20,624   | 33,09,134   | 9,30,519   |
| 3                         | Panch Maháls ... ..             | 614‡                | 76‡        | 691     | 6,50,550       | 6,916  | 6,43,604    | 1,49,881   |
| 4                         | Broach ... ..                   | 408§                | 15         | 423§    | 26,36,015      | 37,622   | 25,98,393   | 4,93,193   |
| 5                         | Surat ... ..                    | 816                 | 36         | 853     | 28,66,934      | 45,952   | 28,20,982   | 4,11,106   |
| 6                         | Thána ... ..                    | 1,588               | 97         | 1,685   | 15,29,548      | 1,490  | 15,28,058   | 1,20,714   |
|                           | Total ... ..                    | 4,837               | 303        | 5,140   | 1,42,30,103    | 1,20,894   | 1,41,09,209 | 27,54,790  |
|                           | Total for 1913-1914 ... ..      | 4,836               | 305        | 5,141   | 1,43,54,329    | 1,25,052   | 1,42,29,277 | 27,91,589  |
| <b>CENTRAL DIVISION.</b>  |                                 |                     |            |         |                |  |             |  |
| 1                         | Ahmednagar ... ..               | 1,231¶              | 143¶       | 1,375¶  | 19,74,614      | 501  | 19,74,113   | 2,58,354   |
| 2                         | East Khándesh ... ..            | 1,736               | 65‡        | 1,801‡  | 29,76,764      | 936  | 29,75,828   | 2,57,766   |
| 3                         | West Khándesh... ..             | 1,444               | 45         | 1,489   | 19,64,548      | 32   | 19,64,516   | 1,76,951   |
| 4                         | Násik ... ..                    | 1,532               | 163        | 1,695   | 19,16,543      | 153  | 19,16,390   | 2,74,605   |
| 5                         | Poona ... ..                    | 1,006‡              | 197‡       | 1,204   | 17,48,860      | 7,929  | 17,40,931   | 3,82,615   |
| 6                         | Sátára ... ..                   | 966                 | 339        | 1,355   | 28,45,644      | 1,927  | 28,43,717   | 8,47,052   |
| 7                         | Sholápur ... ..                 | 669                 | 50         | 719     | 13,87,237      | 819  | 13,36,418   | 1,40,711   |
|                           | Total ... ..                    | 8,584‡              | 1,053‡     | 9,638‡  | 1,47,64,210    | 12,297   | 1,47,51,913 | 23,38,054  |
|                           | Total for 1913-1914 ... ..      | 8,580‡              | 1,056‡     | 9,637‡  | 1,47,67,211    | 12,417   | 1,47,54,794 | 24,40,183  |
| <b>SOUTHERN DIVISION.</b> |                                 |                     |            |         |                |  |             |  |
| 1                         | Belgaum ... ..                  | 913                 | 219        | 1,132   | 21,96,604      | 3,264  | 21,93,340   | 5,83,459   |
| 2                         | Bijápur ... ..                  | 1,013               | 161        | 1,174   | 18,29,052      | 339  | 18,28,713   | 3,85,752   |
| 3                         | Dhárwár ... ..                  | 1,289               | 184        | 1,473   | 35,64,858      | 18,962   | 35,45,896   | 6,22,259   |
| 4                         | Kánara ... ..                   | 1,418               | ...        | 1,418   | 10,52,119      | 1,980  | 10,50,139   | 4,768  |
| 5                         | Kolába ... ..                   | 1,541               | 92         | 1,633   | 14,29,749      | 1,065  | 14,28,684   | 98,889   |
| 6                         | Ratnágiri ... ..                | 1,274               | 66         | 1,340   | 9,57,918       | ...  | 9,57,918    | 80,357   |
|                           | Total ... ..                    | 7,448               | 722        | 8,170   | 1,10,30,300    | 25,610   | 1,10,04,690 | 17,75,484  |
|                           | Total for 1913-1914 ... ..      | 7,447               | 722        | 8,169   | 1,10,33,309    | 27,036   | 1,10,06,273 | 17,78,420  |
|                           | Total for the Presidency Proper | 20,869‡             | 2,078‡     | 22,948‡ | 4,00,24,613    | 1,58,801   | 3,98,65,812 | 68,68,328  |
|                           | Total for 1913-1914 ... ..      | 20,863‡             | 2,083‡     | 22,947‡ | 4,01,54,849    | 1,64,505   | 3,99,90,344 | 70,10,192  |

\* Increase of one village of Northcotepura newly formed in Súand Mahál.

† Decrease of one village Radhu Vanto in Mátar made khálsa and included in Radhu village.

‡ Difference owing to resumption of two inám villages of Solia and Khabda in Godhra táluks.

§ Decrease of one village on account of two villages of Diva Pathi in Ankleshwar táluks amalgamated into one.

¶ Two villages—Chitali *old* and Chitali *new*—in Shevgaon táluks were hitherto treated as *one* village for account purposes, although they were two distinct villages in other respects. They were therefore ordered to be treated as two separate villages.

|| Two inám villages, one Ranjangaon in Párner táluks and the other Taharabad in Káhuri táluks, were made khálsa and added to Government villages during the year.

|| The inám village of Vaduth in Sátára táluks was made khálsa and added to Government villages during the year.

No. L

FORM No. I.

Southern Divisions for the revenue years 1913-1914 and 1914-1915, together with the amount of the year under report and previous years up to the 1st August of each year.

REPORT, 1914-15.

| Remainder Government. | Deduct—Assessment of        |                                 | Remainder.  | Details.  |                               |             | Add—Miscellaneous land revenue as in Taleband. |
|-----------------------|-----------------------------|---------------------------------|-------------|---|-------------------------------|-------------|--|
|                       | Unoccupied cultivable land. | Land free or specially reduced. |             | Revenue proper, being assessment on Government lands. | Revenue from alienated lands. | Kadim Judi. |  |
| 10                    | 11                          | 12                              | 13          | 14  | 15                            | 15(a)       | 16   |
| Rs.                   | Rs.                         | Rs.                             | Rs.         | Rs.   | Rs.                           | Rs.         | Rs.  |
| 25,59,611             | 2,21,272                    | 8,59,660                        | 14,78,679   | 13,33,619   | 1,45,060                      | ...         | 1,87,247                                       |
| 23,78,515             | 1,95,394                    | 73,868                          | 21,08,353   | 15,87,204   | 5,21,149                      | ...         | 1,79,577                                       |
| 4,93,773              | 29,728                      | 1,15,792                        | 3,48,258    | 3,17,014  | 31,244                        | ...         | 23,615   |
| 21,05,200             | 62,268                      | 86,355                          | 19,56,577   | 17,33,474   | 2,23,103                      | ...         | 1,15,751                                       |
| 24,09,876             | 39,284                      | 15,271                          | 23,55,321   | 22,11,351   | 1,43,970                      | ...         | 73,065   |
| 14,07,344             | 10,815                      | 18,496                          | 13,78,033   | 13,35,326   | 42,707                        | ...         | 1,69,847                                       |
| 1,13,54,419           | 5,59,756                    | 11,69,442                       | 96,25,221   | 85,17,988   | 11,07,233                     | ...         | 7,49,102                                       |
| 1,14,37,688           | 6,55,838                    | 11,69,014                       | 96,12,836   | 85,07,776   | 11,05,060                     | ...         | 10,80,285                                      |
| 17,15,759             | 9,102                       | 3                               | 17,06,654   | 15,46,664   | 1,59,990                      | ...         | 89,259   |
| 27,18,062             | 27,333                      | 1,086                           | 26,89,643   | 25,55,545   | 1,34,098                      | ...         | 1,22,372                                       |
| 17,87,565             | 74,243                      | 73                              | 17,13,249   | 16,65,943   | 47,306                        | ...         | 1,36,918                                       |
| 16,41,785             | 26,129                      | 101                             | 16,15,555   | 15,22,481   | 93,074                        | ...         | 1,44,552                                       |
| 13,58,316             | 7,427                       | 2,356                           | 13,48,533   | 12,66,804   | 81,729                        | ...         | 1,51,671                                       |
| 19,93,665             | 7,387                       | 994                             | 19,88,284   | 15,71,945   | 4,16,339                      | ...         | 63,184   |
| 11,95,707             | 3,546                       | 359                             | 11,91,802   | 11,36,231   | 55,571                        | ...         | 1,07,158                                       |
| 1,24,13,859           | 1,55,167                    | 4,972                           | 1,22,53,720 | 1,12,65,613   | 9,89,107                      | ...         | 8,15,114                                       |
| 1,23,14,611           | 1,61,870                    | 4,973                           | 1,21,47,768 | 1,12,57,867   | 8,89,901                      | ...         | 7,59,451                                       |
| 16,09,881             | 14,868                      | 47                              | 15,94,966   | 11,32,281   | 4,62,685                      | ...         | 82,668   |
| 14,42,961             | 5,460                       | 715                             | 14,36,786   | 11,64,812   | 2,71,974                      | ...         | 75,999   |
| 29,23,637             | 33,326                      | 1,773                           | 28,88,538   | 22,93,388   | 5,95,150                      | ...         | 86,803   |
| 10,45,371             | 58,766                      | 5                               | 9,86,600    | 9,86,507  | 93                            | ...         | 14,502   |
| 13,29,795             | 3,555                       | 10,536                          | 13,15,704   | 12,91,611   | 21,668                        | 2,425       | 28,693   |
| 8,77,561              | 1,667                       | 22,696                          | 8,53,198    | 8,33,605  | 19,593                        | ...         | 50,876   |
| 92,29,206             | 1,17,642                    | 35,772                          | 90,75,792   | 77,02,204   | 13,71,163                     | 2,425       | 3,39,541                                       |
| 92,27,853             | 1,22,642                    | 37,181                          | 90,68,030   | 76,98,808   | 13,69,222                     | ...         | 3,47,636                                       |
| 29,97,484             | 8,32,565                    | 12,10,186                       | 3,03,54,733 | 2,74,85,805   | 34,66,503                     | 2,425       | 19,03,757                                      |
| 29,80,152             | 9,40,850                    | 12,11,168                       | 3,08,28,634 | 2,74,64,451   | 33,64,183                     | ...         | 21,87,372                                      |

| No.                       | Name of District.                      | YEAR UNDER                       |                  |                  |                 |                            |                    | Total current demand for 1914-1915 (column 13 plus column 16). |
|---------------------------|--|----------------------------------|------------------|------------------|-----------------|----------------------------|--------------------|--|
|                           |  | Arrears at the end of 1913-1914. |                  |                  |                 |                            |                    |  |
|                           |  | Authorized of                    |                  |                  |                 |                            |                    |  |
|                           |  | 1911-1912.                       | 1912-1913.       | 1913-1914.       | Unauthorized.   | Total of columns 17 to 20. |                    |  |
| 1                         | 2                                      | 17                               | 18               | 19               | 20              | 21                         | 22                 |  |
|                           |  | Rs.                              | Rs.              | Rs.              | Rs.             | Rs.                        | Rs.                |  |
| <b>NORTHERN DIVISION.</b> |  |                                  |                  |                  |                 |                            |                    |  |
| 1                         | Ahmedabad ... ..                       | 15,600                           | 5,691            | 2,572            | *9,661          | *33,524                    | 16,65,928          |  |
| 2                         | Kaira ... ..                           | 60,322                           | 740              | 21,614           | 560             | 83,236                     | 22,87,930          |  |
| 3                         | Panch Maháls ... ..                    | ...                              | 64,865           | 55,996           | 3,527           | 1,24,388                   | 3,71,873           |  |
| 4                         | Broach ... ..                          | ...                              | 1,621            | .....            | 2,286           | 3,907                      | 20,72,328          |  |
| 5                         | Surat ... ..                           | ...                              | ...              | .....            | .....           | .....                      | 24,28,386          |  |
| 6                         | Thána ... ..                           | 2,643                            | 3,033            | 5,355            | 11,562          | 22,593                     | 15,47,880          |  |
|                           | <b>Total ... ..</b>                    | <b>78,565</b>                    | <b>75,950</b>    | <b>85,537</b>    | <b>27,596</b>   | <b>2,67,648</b>            | <b>1,08,74,323</b> |  |
|                           | <b>Total for 1913-1914. ... ..</b>     | <b>11,059</b>                    | <b>17,26,367</b> | <b>85,211</b>    | <b>1,26,815</b> | <b>19,49,452</b>           | <b>1,06,93,121</b> |  |
| <b>CENTRAL DIVISION.</b>  |  |                                  |                  |                  |                 |                            |                    |  |
| 1                         | Ahmednagar ... ..                      | 43,739                           | 4,68,080         | .....            | 1,161†          | 5,12,980                   | 17,95,913          |  |
| 2                         | East Khándesh ... ..                   | ...                              | ...              | .....            | .....           | .....                      | 28,12,015          |  |
| 3                         | West Khándesh ... ..                   | 12,497                           | 48,600           | .....            | .....           | 61,097                     | 18,50,167          |  |
| 4                         | Násik ... ..                           | 24,157                           | 17,456           | 8,197            | 42              | 49,852                     | 17,60,107          |  |
| 5                         | Poona ... ..                           | 2,54,868                         | 1,91,843         | 2,19,263         | 4,231           | 6,70,205                   | 15,00,204          |  |
| 6                         | Sátára ... ..                          | 49,504                           | 18,829           | 83,374           | .....           | 1,51,707                   | 20,51,468          |  |
| 7                         | Sholápur ... ..                        | 3,39,992                         | 1,76,949         | 6,33,578         | 1,246‡          | 11,51,765                  | 12,98,960          |  |
|                           | <b>Total ... ..</b>                    | <b>7,24,757</b>                  | <b>9,21,757</b>  | <b>9,44,412</b>  | <b>6,680</b>    | <b>25,97,606</b>           | <b>1,30,68,834</b> |  |
|                           | <b>Total for 1913-1914. ... ..</b>     | <b>1,686</b>                     | <b>18,21,634</b> | <b>16,06,344</b> | <b>18,902</b>   | <b>34,48,566</b>           | <b>1,29,07,219</b> |  |
| <b>SOUTHERN DIVISION.</b> |  |                                  |                  |                  |                 |                            |                    |  |
| 1                         | Belgaum ... ..                         | 5,179                            | ...              | 51,101           | 4,196           | 60,476                     | 16,77,634          |  |
| 2                         | Bijápur ... ..                         | 27,818                           | 1,13,303         | 1,88,317         | †5,123          | 3,34,561                   | 15,12,785          |  |
| 3                         | Dhárwár ... ..                         | 22,782                           | 404              | 34,509           | 590             | 58,285                     | 29,75,341          |  |
| 4                         | Kánara ... ..                          | ...                              | ...              | 49               | 1,272           | 1,321                      | 10,01,102          |  |
| 5                         | Kolába ... ..                          | 238                              | 866              | 130              | 81              | 1,315                      | 13,44,397          |  |
| 6                         | Ratnágiri ... ..                       | ...                              | 11,195           | 2,893            | 274             | 14,362                     | 9,04,074           |  |
|                           | <b>Total ... ..</b>                    | <b>56,017</b>                    | <b>1,25,768</b>  | <b>2,76,999</b>  | <b>†11,536</b>  | <b>4,70,320</b>            | <b>94,15,333</b>   |  |
|                           | <b>Total for 1913-1914 ... ..</b>      | <b>124</b>                       | <b>1,80,948</b>  | <b>1,35,905</b>  | <b>18,588</b>   | <b>3,35,565</b>            | <b>94,15,666</b>   |  |
|                           | <b>Total for the Presidency Proper</b> | <b>8,59,339</b>                  | <b>11,23,475</b> | <b>13,06,948</b> | <b>45,812</b>   | <b>33,35,574</b>           | <b>3,28,58,490</b> |  |
|                           | <b>Total for 1913-1914 ... ..</b>      | <b>12,869</b>                    | <b>37,28,949</b> | <b>18,27,460</b> | <b>1,64,305</b> | <b>57,33,583</b>           | <b>3,30,16,006</b> |  |

\* Arrears of Rs. 2,014 on account of tribute are omitted from this column.

† The difference between these figures and those shown in column 57 of the previous year's return is due to the following reasons:—(1) In Bijápur a sum of Rs. 146-5-0, which was included under unauthorised arrears in the previous year, was shown as authorised in the present return, as the amount was suspended under Commissioner, S. D.'s orders; (2) Rs. 54-3-9 (arrears) in Bijápur were brought back on the accounts owing to the cancellation of sale of forfeited holdings.

‡ The figure of Rs. 1,162 shown against Ahmednagar last year was found incorrect. The correct figure is now given.

§ Balance of Rs. 1,140 shown last year against Sholápur in column 57 was increased by Rs. 106, as the latter sum properly represented over-collections on account of irrigation revenue, but was wrongly taken to credit to Land Revenue.

No. I—continued.

FORM No. I—continued.

REPORT, 1914-1915.

| Deductions on account of revision settlements in 1914-1915. | Remissions in 1914-1915. |            |                                   |  |                                     |                                     | Total of columns 23 to 28. | Suspensions in 1914-1915.           |                                     |
|---|--------------------------|------------|-----------------------------------|--|-------------------------------------|-------------------------------------|----------------------------|-------------------------------------|-------------------------------------|
|   | Automatic.               |            | Other.                            |  |                                     |                                     |                            | 1911-1913 (i.e., out of column 17). | 1912-1913 (i.e., out of column 18). |
|   | 1911-1912.               | 1912-1913. | 1911-12 (i.e., out of column 17). | 1912-1913 (i.e., out of column 18) 1898-99 to 1912-13 (Rataná giri). | 1913-1914 (i.e., out of column 19). | 1914-1915 (i.e., out of column 22). |                            |                                     |                                     |
| 23  | 24                       | 25         | 25a                               | 26   | 27                                  | 28                                  | 29                         | 29(a)                               | 30                                  |
| Rs.   | Rs.                      | Rs.        | Rs.                               | Rs.  | Rs.                                 | Rs.                                 | Rs.                        | Rs.                                 | Rs.                                 |
| 40,237  | ...                      | ...        | ...                               | ...  | ...                                 | 13,086                              | 53,323                     | ...                                 | ...                                 |
| 65,264  | ...                      | ...        | ...                               | ...  | 762                                 | 1,505                               | 67,531                     | ...                                 | ...                                 |
| 1,479   | ...                      | ...        | ...                               | 618  | 977                                 | 2,713                               | 5,487                      | ...                                 | ...                                 |
| 2,141   | ...                      | 771        | ...                               | ...  | ...                                 | 4,978                               | 7,890                      | ...                                 | ...                                 |
| ...   | ...                      | ...        | ...                               | ...  | ...                                 | 29,427                              | 29,427                     | ...                                 | ...                                 |
| ...   | ...                      | ...        | ...                               | 52   | ...                                 | 825                                 | 877                        | ...                                 | ...                                 |
| 1,08,821  | ...                      | 771        | ...                               | 670  | 1,739                               | 52,534                              | 1,64,535                   | ...                                 | ...                                 |
| 2,09,154  | 597                      | 724        | ...                               | 606  | 777                                 | 75,535                              | 2,87,393                   | ...                                 | 1,45,051                            |
| 2,149   | 5,422                    | ...        | ...                               | 2  | ...                                 | 609                                 | 8,182                      | ...                                 | 30,422                              |
| 6   | ...                      | ...        | ...                               | ...  | ...                                 | ...                                 | 6                          | ...                                 | ...                                 |
| 27,730  | 2,030                    | ...        | ...                               | ...  | ...                                 | 714                                 | 30,474                     | ...                                 | 5,227                               |
| 37,531  | 1,640                    | ...        | ...                               | ...  | 12                                  | 13,922                              | 53,105                     | 3,131                               | 10,130                              |
| ...   | 1,07,938                 | 2,044      | ...                               | **1,629  | 582                                 | 8,401                               | 1,20,594                   | ...                                 | 1,12,939                            |
| 86  | 17,417                   | ...        | ...                               | ...  | ...                                 | 12,668                              | 30,171                     | ...                                 | 16,797                              |
| ...   | 1,94,423                 | 3,002      | ...                               | ...  | ...                                 | ...                                 | 1,97,425                   | ...                                 | 1,35,136                            |
| 67,502  | 3,28,870                 | 5,046      | ...                               | **1,631  | 594                                 | 36,314                              | 4,39,957                   | 3,131                               | 3,10,651                            |
| 1,18,909  | 34                       | 58,182     | ...                               | 4,094  | 1,063                               | 88,828                              | 2,66,110                   | ...                                 | 7,24,757                            |
| ...   | ...                      | ...        | ...                               | ...  | ...                                 | 486                                 | 436                        | ...                                 | ...                                 |
| 11,398  | 7,207                    | ...        | 138                               | ...  | 6                                   | 330                                 | 19,079                     | ...                                 | 26,292                              |
| 2,021   | ...                      | ...        | 18                                | ...  | ...                                 | 2,635                               | 4,674                      | 14,551                              | 404                                 |
| 23,614  | ...                      | ...        | ...                               | ...  | ...                                 | 1,510                               | 25,124                     | ...                                 | ...                                 |
| 6,787   | ...                      | ...        | ...                               | ...  | ...                                 | 74                                  | 6,811                      | 237                                 | 681                                 |
| 2,205   | ...                      | ...        | ...                               | ...  | ...                                 | 34                                  | 2,230                      | 237                                 | 10,591                              |
| 45,975  | 7,207                    | ...        | 156                               | ...  | 6                                   | 5,019                               | 58,363                     | 4,788                               | 37,968                              |
| 92,261  | ...                      | ...        | ...                               | ...  | 309                                 | 12,115                              | 1,04,635                   | ...                                 | 65,618                              |
| 2,22,298  | 3,36,077                 | 5,817      | 156                               | **2,301  | 2,339                               | 93,867                              | 6,62,855                   | 7,919                               | 3,48,619                            |
| 4,20,324  | 631                      | 53,906     | ...                               | 4,700  | 2,149                               | 1,76,478                            | 6,58,188                   | ...                                 | 9,35,426                            |

¶ These are not ordinary suspensions liable to remission after 3 years under the rules. They represent altered assessment on building sites suspended pending remeasurements, under Commissioner's order No. 1646, dated 31st May 1913.

|| This amount represents suspensions on account of good tahal preservation and not subject to suspension and remissions rules.

\*\* This includes Rs. 1,157 remitted this year by the Collector of Poona out of the unauthorised balance of Rs. 4,281 in column 20 as there is no separate column provided for the purpose.

| No. | Name of District.                      | YEAR UNDER                                |   |                                     |  |   |   |
|-----|--|---|---|-------------------------------------|--|---|---|
|     |  | Suspensions in 1914-1915.                 |   |                                     | Balance for collection in 1914-1915.   |   |   |
|     |  | 1913-1914<br>(i.e., out of<br>column 19). | 1914-1915<br>(i.e., out of<br>column 22). | Total of<br>columns 29(a) to<br>32. | 1911-1912<br>(i.e., column 17<br>minus column 24<br>+ 25A + 29A)<br>1910-11 and<br>1911-12 in<br>the case of<br>Ratnágiri. | 1912-1913<br>(i.e., total of<br>column 18 minus<br>the totals of<br>columns 25, 26,<br>and 30). | 1913-1914<br>(i.e., total of<br>column 19<br>minus the<br>totals of<br>columns 27<br>and 31). |
| 31  | 32                                     | 33  | 34  | 35                                  | 36   |   |   |
|     | <b>NORTHERN DIVISION.</b>              | Rs.                                       | Rs.                                       | Rs.                                 | Rs.  | Rs.   | Rs.   |
| 1   | Ahmedabad ... ..                       | .....                                     | .....                                     | .....                               | 15,600   | 5,691   | 2,572   |
| 2   | Kaira ... ..                           | 426                                       | 1,026                                     | 1,452                               | 60,322   | 740   | 20,426  |
| 3   | Panch Maháls ... ..                    | .....                                     | .....                                     | .....                               | .....  | 64,247  | 55,019  |
| 4   | Broach ... ..                          | .....                                     | .....                                     | .....                               | .....  | 850   | ...   |
| 5   | Surat ... ..                           | .....                                     | .....                                     | .....                               | .....  | .....   | ...   |
| 6   | Thána ... ..                           | 3,661                                     | 1,524                                     | 5,185                               | 2,643  | 2,981   | 1,694   |
|     | <b>Total ...</b>                       | <b>4,087</b>                              | <b>2,550</b>                              | <b>6,637</b>                        | <b>78,565</b>  | <b>74,509</b>   | <b>79,711</b>   |
|     | <b>Total for 1913-1914 ...</b>         | <b>65,445</b>                             | <b>29,541</b>                             | <b>2,40,037</b>                     | <b>10,462</b>  | <b>15,79,986</b>  | <b>18,989</b>   |
|     | <b>CENTRAL DIVISION.</b>               |   |   |                                     |  |   |   |
| 1   | Ahmednagar ... ..                      | .....                                     | 7   | 30,429                              | 38,317   | 4,37,656  | ...   |
| 2   | East Khándesh ... ..                   | .....                                     | .....                                     | .....                               | .....  | .....   | ...   |
| 3   | West Khándesh ... ..                   | .....                                     | .....                                     | 5,227                               | 10,467   | 43,873  | ...   |
| 4   | Násik ... ..                           | 3,540                                     | 801                                       | 17,602                              | 19,386   | 7,326   | 4,645   |
| 5   | Poona ... ..                           | 1,97,469                                  | 20,893                                    | 3,31,301                            | 1,46,930   | 76,388  | 21,212  |
| 6   | Sátára ... ..                          | 52,079                                    | .....                                     | 68,876                              | 32,037   | 2,032   | 31,295  |
| 7   | Sholápur ... ..                        | 4,38,202                                  | 13,693                                    | 5,87,031                            | 1,45,560   | 38,811  | 1,95,376  |
|     | <b>Total ...</b>                       | <b>6,91,290</b>                           | <b>35,394</b>                             | <b>10,40,466</b>                    | <b>3,92,756</b>  | <b>6,05,586</b>   | <b>2,52,528</b>   |
|     | <b>Total for 1913-1914 ...</b>         | <b>9,21,757</b>                           | <b>9,44,412</b>                           | <b>25,90,926</b>                    | <b>1,407</b>   | <b>10,43,089</b>  | <b>6,83,524</b>   |
|     | <b>SOUTHERN DIVISION.</b>              |   |   |                                     |  |   |   |
| 1   | Belgaum ... ..                         | 3,023                                     | .....                                     | 3,023                               | 5,179  | .....   | 48,078  |
| 2   | Bijápur ... ..                         | 75,996                                    | .....                                     | 1,02,288                            | 20,473   | 87,011  | 1,12,315  |
| 3   | Dhárwár ... ..                         | 12,326                                    | 507                                       | 17,788                              | 18,213   | .....   | 22,183  |
| 4   | Kánara ... ..                          | .....                                     | .....                                     | .....                               | .....  | .....   | 49  |
| 5   | Kolába ... ..                          | 180                                       | 181                                       | 1,229                               | 1  | 185   | ...   |
| 6   | Ratnágiri ... ..                       | 1,510                                     | 1,864                                     | 13,965                              | .....  | 604   | 1,383   |
|     | <b>Total ...</b>                       | <b>92,985</b>                             | <b>2,552</b>                              | <b>1,38,293</b>                     | <b>43,866</b>  | <b>87,800</b>   | <b>1,84,008</b>   |
|     | <b>Total for 1913-1914 ...</b>         | <b>1,16,167</b>                           | <b>2,76,353</b>                           | <b>4,58,638</b>                     | <b>9</b>   | <b>1,15,445</b>   | <b>19,429</b>   |
|     | <b>Total for the Presidency Proper</b> | <b>7,88,362</b>                           | <b>40,496</b>                             | <b>11,85,398</b>                    | <b>5,15,187</b>  | <b>7,67,895</b>   | <b>5,16,247</b>   |
|     | <b>Total for 1913-1914 ...</b>         | <b>11,03,369</b>                          | <b>12,50,806</b>                          | <b>32,89,601</b>                    | <b>14,878</b>  | <b>27,38,520</b>  | <b>7,21,942</b>   |

No. I—continued.

FORM No. 1—continued.

REPORT, 1914-1915.

| Balance for collection in 1914-1915. |   |                            | Collections.      |                   |                   |                   |                   |
|--------------------------------------|---|----------------------------|-------------------|-------------------|-------------------|-------------------|-------------------|
| Unauthorised (i.e., column 20).      | 1914-1915 (i.e., total of column 22 minus the totals of columns 23, 28 and 32). | Total of columns 34 to 38. | Out of column 34. | Out of column 35. | Out of column 36. | Out of column 37. | Out of column 38. |
| 37                                   | 38  | 39                         | 40                | 41                | 42                | 43                | 44                |
| Rs.                                  | Rs.   | Rs.                        | Rs.               | Rs.               | Rs.               | Rs.               | Rs.               |
| 9,661                                | 16,12,603   | 16,46,127                  | 14,316            | 5,584             | 2,144             | 4,497             | *16,11,387        |
| 560                                  | 22,20,135   | 23,02,183                  | 60,193            | 725               | 20,398            | 462               | †22,17,670        |
| 3,527                                | 3,67,981  | 4,90,774                   | .....             | 64,247            | 55,016            | 1,976             | 3,66,732          |
| 2,286                                | 20,65,209   | 20,68,345                  | .....             | 845               | ...               | 1,830             | 20,68,586         |
| .....                                | 23,98,959   | 23,98,959                  | .....             | .....             | ...               | .....             | 23,98,624         |
| 11,562                               | 15,45,531   | 15,64,411                  | 2,643             | 2,981             | 890               | 2,625             | 15,37,714         |
| 27,596                               | 1,02,10,418   | 1,04,70,799                | 77,152            | 74,382            | 78,448            | 11,390            | 1,01,95,713       |
| 1,26,815                             | 1,03,78,891   | 1,21,15,143                | 8,176             | 15,72,222         | 18,816            | 68,901            | 1,03,53,448       |
| 1,161                                | 17,93,148   | 22,70,282                  | 38,248            | 4,36,970          | ...               | 1,097             | 17,83,776         |
| .....                                | 28,12,009   | 28,12,009                  | .....             | .....             | ...               | .....             | 28,10,861         |
| .....                                | 18,21,723   | 18,75,563                  | 10,467            | 43,373            | ...               | .....             | 18,20,743         |
| 42                                   | 17,07,853   | 17,39,252                  | 19,386            | 7,324             | 4,643             | 42                | 17,06,497         |
| †3,074                               | 14,70,910   | 17,18,514                  | 1,46,697          | 76,371            | 21,212            | 2,723             | 14,42,996         |
| .....                                | 20,38,714   | 21,04,128                  | 32,078            | 2,032             | 31,271            | .....             | 20,36,221         |
| 1,246                                | 12,85,267   | 16,66,269                  | 1,45,472          | 38,552            | 1,95,062          | 1,105             | 12,83,225         |
| 5,523                                | 1,29,29,624   | 1,41,36,017                | 3,92,348          | 6,04,622          | 2,52,188          | 4,967             | 1,23,84,319       |
| 15,659                               | 1,17,55,070   | 1,34,98,748                | 1,007             | 10,40,998         | 6,81,190          | 8,944             | 1,17,02,792       |
| 4,196                                | 16,77,198   | 17,34,651                  | 5,179             | .....             | 48,014            | 1,328             | 16,73,861         |
| 5,123                                | 15,01,057   | 17,25,979                  | 20,394            | 86,966            | 1,12,129          | 3,735             | 14,98,262         |
| 590                                  | 29,70,178   | 30,11,164                  | 18,213            | .....             | 22,176            | 407               | 29,67,331         |
| 1,272                                | 9,75,978  | 9,77,299                   | .....             | .....             | 49                | 778               | 9,73,096          |
| 81                                   | 13,37,405   | 13,37,672                  | .....             | 184               | ...               | 22                | 13,37,230         |
| 274                                  | 8,99,971  | 9,02,232                   | .....             | 533               | 398               | 69                | 8,89,703          |
| 11,536                               | 93,61,787   | 96,88,997                  | 43,786            | 87,683            | 1,82,766          | 6,339             | 93,39,463         |
| 18,588                               | 90,34,437   | 91,87,903                  | .....             | 1,11,460          | 17,597            | 11,930            | 90,15,643         |
| * 41,655                             | 3,25,01,829   | 3,43,45,813                | 5,13,286          | 7,66,687          | 5,13,402          | 22,696            | 3,24,19,515       |
| 1,61,062                             | 3,11,68,398   | 3,43,01,800                | 9,133             | 27,24,680         | 7,17,603          | 89,775            | 3,10,71,383       |

\* Includes Rs. 469 collected in past year.

† Includes Rs. 2,684 collected in past year.

‡ The balance for collection out of column 20 in Poona was Rs. 3,074 for the reason given against column 26.

| No. | Name of District.                | YEAR UNDER   |                            |                   |                   |                   |                   |
|-----|----------------------------------|--------------|----------------------------|-------------------|-------------------|-------------------|-------------------|
|     |                                  | Collections. | Written off.               |                   |                   |                   |                   |
|     |                                  |              | Total of columns 40 to 44. | Out of column 34. | Out of column 35. | Out of column 36. | Out of column 37. |
| 1   | 2                                | 45           | 40                         | 47                | 48                | 49                | 50                |
|     | <b>NORTHERN DIVISION.</b>        | Rs.          | Rs.                        | Rs.               | Rs.               | Rs.               | Rs.               |
| 1   | Ahmedabad ... ..                 | 16,37,928    | .....                      | 51                | 428               | 86                | 1,104             |
| 2   | Kaira ... ..                     | 22,99,448    | 129                        | 15                | 28                | 98                | 2,446             |
| 3   | Panch Maháls ... ..              | 4,87,971     | .....                      | .....             | .....             | 1,551             | 1,234             |
| 4   | Broach ... ..                    | 20,66,261    | .....                      | 5                 | .....             | 456               | 1,561             |
| 5   | Surat ... ..                     | 23,98,624    | .....                      | .....             | .....             | .....             | 335               |
| 6   | Thána ... ..                     | 15,46,858    | .....                      | .....             | .....             | 8,937             | 4,850             |
|     | Total ... ..                     | 1,04,37,085  | 129                        | 71                | 456               | 11,128            | 11,530            |
|     | Total for 1913-1914 ...          | 1,20,21,563  | 2,286                      | 6,914             | 173               | 38,150            | 16,918            |
|     | <b>CENTRAL DIVISION.</b>         |              |                            |                   |                   |                   |                   |
| 1   | Ahmednagar ... ..                | 22,60,091    | 30                         | 517               | .....             | 54                | 2,795             |
| 2   | East Khándesh... ..              | 28,10,861    | .....                      | .....             | .....             | .....             | 1,131             |
| 3   | West Khándesh ... ..             | 18,74,583    | .....                      | .....             | .....             | .....             | 358               |
| 4   | Násik ... ..                     | 17,37,892    | .....                      | 2                 | 2                 | .....             | 1,004             |
| 5   | Poona ... ..                     | 16,89,999    | .....                      | .....             | .....             | 41                | 27,186            |
| 6   | Sátára ... ..                    | 21,01,602    | 9                          | .....             | 24                | .....             | 2,468             |
| 7   | Sholápur ... ..                  | 16,63,416    | 85                         | 259               | 314               | 141               | 1,092             |
|     | Total ... ..                     | 1,41,38,444  | 124                        | 778               | 340               | 236               | 36,034            |
|     | Total for 1913-1914 ...          | 1,34,34,931  | 400                        | 1,943             | 1,806             | 2,904             | 50,190            |
|     | <b>SOUTHERN DIVISION.</b>        |              |                            |                   |                   |                   |                   |
| 1   | Belgaum ... ..                   | 17,28,382    | .....                      | .....             | .....             | 702               | 1,288             |
| 2   | Bijápur ... ..                   | 17,21,486    | .....                      | .....             | .....             | 346               | 554               |
| 3   | Dhárwár ... ..                   | 30,08,127    | .....                      | .....             | .....             | 168               | 2,501             |
| 4   | Kánara ... ..                    | 9,73,923     | .....                      | .....             | .....             | 400               | 1,019             |
| 5   | Kolába ... ..                    | 13,37,436    | 1                          | 1                 | .....             | 58                | 115               |
| 6   | Ratnágiri ... ..                 | 8,90,708     | .....                      | 71                | 985               | 205               | 2,870             |
|     | Total ... ..                     | 96,60,057    | 1                          | 72                | 985               | 1,879             | 8,347             |
|     | Total for 1913-1914 ...          | 91,56,630    | 9                          | 3,780             | 1,642             | 3,252             | 10,968            |
|     | Total for the Presidency Proper. | 3,42,35,586  | 254                        | 921               | 1,781             | 13,243            | 55,911            |
|     | Total for 1913-1914 ...          | 3,46,13,124  | 2,695                      | 12,637            | 3,621             | 44,306            | 78,076            |

No. I—concluded.

No. 1—concluded.

REPORT, 1914-1915.

| Written off.. | Unauthorized arrears at the end of 1914-1915. |   |   |   |   |   | Total arrears—authorised (column 33) plus unauthorised (column 57). | Miscellaneous items of land revenue not included in the Taleband, such as record-room receipts, sale of useless articles, revenue fines, etc. |
|---------------|---|---|---|---|---|---|---|---|
|               | Total of columns 46 to 50.                    | 1911-1912 (i.e., total of column 34 minus the totals of columns 40 and 46). | 1912-1913 (i.e., total of column 35 minus the totals of columns 41 and 47). | 1913-1914 (i.e., total of column 36 minus the totals of columns 42 and 48). | Total of column 37 minus the totals of columns 43 and 49. | 1914-1915 (i.e., total of column 38 minus the totals of columns 44 and 50). |   |   |
| 51            | 52  | 53  | 54  | 55  | 56  | 57  | 58  | 59  |
| Rs.           | Rs.   | Rs.   | Rs.   | Rs.   | Rs.   | Rs.   | Rs.   | Rs.   |
| 1,669         | 1,284   | 56  | ...   | 5,078   | 112   | 6,530   | 6,530   | 9,374   |
| 2,716         | ...   | ...   | ...   | .....   | 19  | 19  | 1,471   | 1,667   |
| 2,785         | ...   | ...   | 3   | .....   | 15  | 18  | 18  | 1,091   |
| 2,022         | ...   | ...   | ...   | .....   | 62  | 62  | 62  | 851   |
| 335           | ...   | ...   | ...   | .....   | ...   | ...   | ...   | 2,980   |
| 13,787        | ...   | ...   | 804   | .....   | 2,967   | 3,771   | 8,956   | 14,509  |
| 23,314        | 1,284   | 56  | 807   | 5,078   | 3,175   | 10,400  | 17,037  | 30,472  |
| 64,441        | ...   | 850   | ...   | 19,764  | 9,011   | 29,625  | 2,69,662  | 23,317  |
| 3,396         | 39  | 169   | ...   | 10  | 6,577   | 6,795   | 37,224  | 14,430  |
| 1,131         | ...   | ...   | ...   | .....   | 17  | 17  | 17  | 3,299   |
| 358           | ...   | ...   | ...   | .....   | 622   | 622   | 5,849   | 1,311   |
| 1,008         | ...   | ...   | ...   | .....   | 352   | 352   | 17,954  | 45,270  |
| 27,227        | 233   | 17  | ...   | 310   | 728   | 1,288   | 3,32,589  | 87,396  |
| 2,501         | ...   | ...   | ...   | .....   | 25  | 25  | 68,901  | 8,897   |
| 1,891         | 12  | ...   | ...   | .....   | 950   | 962   | 5,87,993  | 1,165   |
| 37,512        | 284   | 186   | ...   | 320   | 9,271   | 10,061  | 10,50,527   | 1,61,768  |
| 57,243        | ...   | 148   | 528   | 3,811   | 2,088   | 6,575   | 25,97,501   | 85,146  |
| 1,990         | ...   | ...   | 64  | 2,166   | 2,049   | 4,279   | 7,302   | 9,819   |
| 900           | 79  | 45  | 186   | 1,042   | 2,241   | 3,593   | 1,05,881  | 4,936   |
| 2,669         | ...   | ...   | 7   | 15  | 346   | 368   | 18,153  | 19,135  |
| 1,419         | ...   | ...   | ...   | 94  | 1,863   | 1,957   | 1,957   | 4,026   |
| 175           | ...   | ...   | ...   | 1   | 60  | 61  | 1,290   | 3,396   |
| 4,131         | ...   | ...   | ...   | .....   | 7,398   | 7,398   | 21,363  | 10,847  |
| 11,284        | 79  | 45  | 257   | 3,318   | 13,957  | 17,656  | 1,55,949  | 52,159  |
| 19,651        | ...   | 205   | 190   | 3,406   | 7,826   | 11,627  | 4,70,265  | 46,913  |
| 72,110        | 1,647   | 287   | 1,064   | 8,716   | 26,403  | 38,117  | 12,23,513   | 2,44,399  |
| 1,41,335      | ...   | 1,203   | 718   | 26,981  | 18,925  | 47,827  | 33,37,428   | 1,55,376  |



## APPENDIX No. II.

## DISTRICT FORM No. 3.

Statement of balances of land revenue outstanding on the 1st August 1915 in the districts of the Northern, Central and Southern Divisions as shown in column 58 of District Form No. I.

| Serial No.                | District.             | On account of the year under report. | On account of previous years. | Total.    | Amount recoverable. | Amount irrecoverable. | Amount as to which it is doubtful whether it is recoverable or not. | REMA |
|---------------------------|-----------------------|--------------------------------------|-------------------------------|-----------|---------------------|-----------------------|---|------|
| 1                         | 2                     | 3                                    | 4                             | 5         | 6                   | 7                     | 8   | 9    |
|                           |                       | Rs.                                  | Rs.                           | Rs.       | Rs.                 | Rs.                   | Rs.   |      |
| <b>NORTHERN DIVISION.</b> |                       |                                      |                               |           |                     |                       |   |      |
| 1                         | Ahmedabad ...         | 112                                  | 6,418                         | 6,530     | 6,530               | ...                   | ...   |      |
| 2                         | Kaira ...             | 1,045                                | 426                           | 1,471     | 1,471               | ...                   | ...   |      |
| 3                         | Panch Maháls ...      | 15                                   | 3                             | 18        | 18                  | ...                   | ...   |      |
| 4                         | Broach ...            | 62                                   | ...                           | 62        | 62*                 | ...                   | ...   |      |
| 5                         | Surat ...             | ...                                  | ...                           | ...       | ...                 | ...                   | ...   |      |
| 6                         | Thána ...             | 4,491                                | 4,465                         | 8,956     | 8,956               | ...                   | ...   |      |
|                           | Total ...             | 5,725                                | 11,312                        | 17,037    | 17,037              | ...                   | ...   |      |
| <b>CENTRAL DIVISION.</b>  |                       |                                      |                               |           |                     |                       |   |      |
| 1                         | Ahmednagar ...        | 6,584                                | 30,640                        | 37,224    | 33,662              | 3,562                 | ...   |      |
| 2                         | East Khándesh ...     | 17                                   | ...                           | 17        | 17                  | ...                   | ...   |      |
| 3                         | West Khándesh ...     | 622                                  | 5,227                         | 5,849     | 5,775               | 74                    | ...   |      |
| 4                         | Násik ...             | 1,153                                | 16,801                        | 17,954    | 12,551              | 5,317                 | 86  |      |
| 5                         | Poona ...             | 21,621                               | 3,10,968                      | 3,32,589  | 3,12,376            | 280                   | 19,933  |      |
| 6                         | Sátára ...            | 25                                   | 68,876                        | 68,901    | 68,901              | ...                   | ...   |      |
| 7                         | Sholápur ...          | 14,643                               | 5,73,350                      | 5,87,993  | 2,78,919            | 18,291                | 2,90,783  |      |
|                           | Total ...             | 44,665                               | 10,05,862                     | 10,50,527 | 7,12,201            | 27,524                | 3,10,802  |      |
| <b>SOUTHERN DIVISION.</b> |                       |                                      |                               |           |                     |                       |   |      |
| 1                         | Belgaum ...           | 2,049                                | 5,253                         | 7,302     | 4,497               | 2,805                 | ...   |      |
| 2                         | Bijápur ...           | 2,241                                | 1,03,640                      | 1,05,881  | 1,05,668            | 213                   | ...   |      |
| 3                         | Dhárwár ...           | 853                                  | 17,303                        | 18,156    | 18,156              | ...                   | ...   |      |
| 4                         | Kánara ...            | 1,863                                | 94                            | 1,957     | 1,323               | 570                   | 64  |      |
| 5                         | Kolába ...            | 241                                  | 1,049                         | 1,290     | 613                 | 677                   | ...   |      |
| 6                         | Ratnágiri ...         | 9,262                                | 12,101                        | 21,363    | 8,004               | 1,978                 | 11,381  |      |
|                           | Total for 1914-15 ... | 16,509                               | 1,39,440                      | 1,55,949  | 1,38,261            | 6,243                 | 11,445  |      |
|                           | Total for 1913-14 ... | 2,84,679                             | 1,85,586                      | 4,70,265  | 2,75,727            | 6,207                 | 1,88,331  |      |

\* The amount is already recovered on 23rd September 1915.

**APPENDIX No. III.**

Statement showing the takávi advances made during the year 1914-1915  
the progress of the recovery of

| Serial Number. | Name of District.         | Amount for collection.  |  | Outstanding balance on 1st August 1914<br>(Column 10 of last year's D. R. B. No. 4). |                 |                    |
|----------------|---------------------------|---|--|--|-----------------|--------------------|
|                |                           | Unauthorized arrears (Column 11 of past year's D. R. B. No. 4). | Current demand (Column 3 of Village-wár Abstract of T. F. No. 20-A). | Principal.   | Interest.       | Total.             |
| 1              | 2                         | 3   | 4  | 5  |                 |                    |
|                | <b>NORTHERN DIVISION.</b> | Rs.   | Rs.  | Rs.  | Rs.             | Rs.                |
| 1              | Ahmedabad ...             | 7,191   | 8,27,346   | 20,74,146  | 44,622          | 21,18,768          |
| 2              | Kaira ...                 | 1,265   | 3,79,830   | 10,99,429  | 13,602          | 11,13,031          |
| 3              | Panch Maháls ...          | 6,501   | 1,87,385   | 5,43,825   | 15,457          | 5,59,282           |
| 4              | Broach ...                | 309   | 82,088   | 94,288   | 861             | 95,149             |
| 5              | Surat ...                 | .....   | 25,104   | 59,953   | 389             | 60,342             |
| 6              | Thána ...                 | 6   | 70,740   | 1,11,282   | 1               | 1,11,283           |
|                | Total ...                 | 15,272  | 15,72,493  | 39,82,923  | 74,932          | 40,57,855          |
|                | <b>CENTRAL DIVISION.</b>  |   |  |  |                 |                    |
| 1              | Ahmednagar ...            | 1,174   | 6,13,456   | 21,83,093  | 1,92,433        | 23,75,526          |
| 2              | East Khándesh ...         | 317   | 60,650   | 1,45,348   | 56              | 1,45,404           |
| 3              | West Khándesh ...         | 63  | 90,250   | 2,13,972   | 131             | 2,14,103           |
| 4              | Násik ...                 | 92  | 66,743   | 1,81,092   | 1,175           | 1,82,267           |
| 5              | Poona ...                 | 1,408   | 2,01,964   | 6,98,416   | 43,984          | 7,42,400           |
| 6              | Sátára ...                | 35  | 1,06,307   | 3,41,104   | 9,565           | 3,50,669           |
| 7              | Sholápur ...              | 244   | 3,44,902   | 9,99,741   | 50,649          | 10,50,390          |
|                | Total ...                 | 3,333   | 14,84,275  | 47,62,766  | 2,97,993        | 50,60,759          |
|                | <b>SOUTHERN DIVISION.</b> |   |  |  |                 |                    |
| 1              | Belgaum ...               | 4,176   | 1,34,747   | 3,99,463   | 7,355           | 4,06,818           |
| 2              | Bijápur ...               | 4,236   | 1,89,180   | 5,70,812   | 15,097          | 5,85,909           |
| 3              | Dhárwár ...               | 294   | 2,03,342   | 6,32,260   | 3,156           | 6,35,416           |
| 4              | Kánara ...                | 516   | 22,609   | 58,742   | 4,366           | 63,108             |
| 5              | Kolába ...                | 16  | 25,042   | 38,627   | 773             | 39,400             |
| 6              | Ratnágiri ...             | 87  | 7,308  | 15,703   | 414             | 16,117             |
|                | Total ...                 | 9,325   | 5,82,228   | 17,15,607  | 31,161          | 17,46,768          |
|                | <b>Grand Total ...</b>    | <b>27,930</b>   | <b>36,38,996</b>   | <b>1,04,61,296</b>   | <b>4,04,086</b> | <b>1,08,65,382</b> |

No. III.

No. 4.

*in the districts of the Northern, Central and Southern Divisions and outstanding balances of advances.*

| Amount borrowed or debited during the year. |           |           | Total of columns 5 and 6. |           |             | Amount collected out of the total demand shown in columns 3 and 4. |           |           |
|---|-----------|-----------|---------------------------|-----------|-------------|--|-----------|-----------|
| Principal.                                  | Interest. | Total.    | Principal.                | Interest. | Total.      | Principal.   | Interest. | Total.    |
| 6   |           |           | 7                         |           |             | 8  |           |           |
| Rs.   | Rs.       | Rs.       | Rs.                       | Rs.       | Rs.         | Rs.  | Rs.       | Rs.       |
| 71,721                                      | 1,61,419  | 2,33,140  | 21,45,867                 | 2,06,041  | 23,51,908   | 6,39,929   | 1,74,529  | 8,14,458  |
| 8,959                                       | 78,995    | 87,954    | 11,08,388                 | 92,597    | 12,00,985   | 3,02,312   | 77,289    | 3,79,601  |
| 11,627                                      | 34,657    | 46,284    | 5,55,452                  | 50,114    | 6,05,566    | 1,47,028   | 41,890    | 1,88,918  |
| 8,805                                       | 10,125    | 18,930    | 1,03,093                  | 10,986    | 1,14,079    | 70,549   | 10,482    | 81,031    |
| 15,755                                      | 3,520     | 19,275    | 75,708                    | 3,909     | 79,617      | 21,263   | 3,690     | 24,953    |
| 68,169                                      | 5,660     | 73,829    | 1,79,451                  | 5,661     | 1,85,112    | 64,728   | 5,634     | 70,362    |
| 1,85,086                                    | 2,94,376  | 4,79,412  | 41,67,959                 | 3,69,308  | 45,37,267   | 12,45,809  | 3,13,514  | 15,59,323 |
| 20,726                                      | 1,24,867  | 1,45,593  | 22,03,819                 | 3,17,300  | 25,21,119   | 3,86,199   | 2,07,604  | 5,93,803  |
| 92,620                                      | 9,063     | 1,01,683  | 2,37,968                  | 9,119     | 2,47,087    | 51,090   | 9,015     | 60,105    |
| 55,238                                      | 12,000    | 67,238    | 2,69,210                  | 12,131    | 2,81,341    | 75,466   | 11,574    | 87,040    |
| 20,770                                      | 10,950    | 31,720    | 2,01,862                  | 12,125    | 2,13,987    | 55,020   | 11,491    | 66,511    |
| 6,120                                       | 38,810    | 44,930    | 7,04,536                  | 82,794    | 7,87,330    | 1,40,745   | 55,006    | 1,95,751  |
| 18,843                                      | 18,821    | 37,664    | 3,59,947                  | 28,386    | 3,88,333    | 50,948   | 24,256    | 1,05,204  |
| 57,145                                      | 49,121    | 1,06,266  | 10,56,886                 | 99,770    | 11,56,656   | 2,64,039   | 79,386    | 3,43,425  |
| 2,71,462                                    | 2,63,632  | 5,35,094  | 50,34,228                 | 5,61,625  | 55,95,853   | 10,53,507  | 3,98,332  | 14,51,839 |
| 50,194                                      | 21,756    | 71,950    | 4,49,657                  | 29,111    | 4,78,768    | 1,09,501   | 26,045    | 1,35,545  |
| 48,857                                      | 34,004    | 82,861    | 6,19,669                  | 49,101    | 6,68,770    | 1,44,438   | 42,277    | 1,86,715  |
| 1,50,173                                    | 36,323    | 1,86,496  | 7,82,433                  | 39,479    | 8,21,912    | 1,65,759   | 37,660    | 2,03,419  |
| 14,230                                      | 3,242     | 17,472    | 72,972                    | 7,608     | 80,580      | 18,343   | 3,693     | 22,036    |
| 23,379                                      | 2,053     | 25,432    | 62,006                    | 2,826     | 64,832      | 22,136   | 2,590     | 24,726    |
| 2,380                                       | 843       | 3,223     | 18,083                    | 1,257     | 19,340      | 5,980  | 1,000     | 6,980     |
| 2,89,213                                    | 98,221    | 3,87,434  | 20,04,820                 | 1,29,382  | 21,34,202   | 4,66,157   | 1,13,265  | 5,79,422  |
| 7,45,711                                    | 6,56,229  | 14,01,940 | 1,12,07,007               | 10,60,315 | 1,22,67,322 | 27,65,473  | 8,25,111  | 35,90,584 |

| Serial Number.            | Name of District.      | Amounts of the total demand shown in columns 3 and 4 remitted or written off or cancelled. |              |               | Outstanding balance on 31st July (column 7 minus total of columns 8 and 9). |                 |                  |
|---------------------------|------------------------|--|--------------|---------------|---|-----------------|------------------|
|                           |                        | Principal.   | Interest.    | Total.        | Principal.  | Interest.       | Total.           |
| 1                         | 2                      | 9  |              |               | 10  |                 |                  |
|                           |                        | Rs.  | Rs.          | Rs.           | Rs.   | Rs.             | Rs.              |
| <b>NORTHERN DIVISION.</b> |                        |  |              |               |   |                 |                  |
| 1                         | Ahmedabad ...          | 3,504  | 958          | 4,462         | 15,02,434   | 30,554          | 15,32,988        |
| 2                         | Kaira ...              | 1,024  | 392          | 1,416         | 8,05,052  | 14,916          | 8,19,968         |
| 3                         | Panch Maháls ...       | 3,487  | 1,090        | 4,577         | 4,04,937  | 7,134           | 4,12,071         |
| 4                         | Broach ...             | 80   | 28           | 108           | 32,464  | 476             | 32,940           |
| 5                         | Surat ...              | ...  | .....        | .....         | 54,445  | 219             | 54,664           |
| 6                         | Thána ...              | ...  | .....        | .....         | 1,14,723  | 27              | 1,14,750         |
|                           | <b>Total ...</b>       | <b>8,095</b>   | <b>2,468</b> | <b>10,563</b> | <b>29,14,055</b>  | <b>53,326</b>   | <b>29,67,381</b> |
| <b>CENTRAL DIVISION.</b>  |                        |  |              |               |   |                 |                  |
| 1                         | Ahmednagar ...         | 564  | 92           | 656           | 18,17,056   | 1,09,604        | 19,26,660        |
| 2                         | East Khándesh ...      | 131  | 10           | 141           | 1,86,747  | 94              | 1,86,841         |
| 3                         | West Khándesh ...      | 25   | 4            | 29            | 1,93,719  | 553             | 1,94,272         |
| 4                         | Násik ...              | 1  | .....        | 1             | 1,46,841  | 684             | 1,47,475         |
| 5                         | Poona ...              | 345  | 26           | 371           | 5,63,446  | 27,762          | 5,91,208         |
| 6                         | Sátára ...             | 346  | 23           | 369           | 2,78,653  | 4,107           | 2,82,760         |
| 7                         | Sholápur ...           | 771  | .....        | 771           | 7,92,076  | 20,334          | 8,12,460         |
|                           | <b>Total ...</b>       | <b>2,183</b>   | <b>155</b>   | <b>2,338</b>  | <b>39,78,538</b>  | <b>1,63,138</b> | <b>41,41,676</b> |
| <b>SOUTHERN DIVISION.</b> |                        |  |              |               |   |                 |                  |
| 1                         | Belgaum ...            | ...  | .....        | .....         | 3,40,156  | 3,066           | 3,43,222         |
| 2                         | Bijápur ...            | 1,023  | 257          | 1,280         | 4,74,208  | 6,567           | 4,80,775         |
| 3                         | Dhárwár ...            | 11   | 3            | 14            | 6,16,663  | 1,816           | 6,18,479         |
| 4                         | Kánara ...             | 103  | 22           | 125           | 54,526  | 3,893           | 58,419           |
| 5                         | Kolába ...             | ...  | .....        | .....         | 33,870  | 236             | 40,106           |
| 6                         | Ratnágiri ...          | ...  | .....        | .....         | 12,103  | 257             | 12,360           |
|                           | <b>Total ...</b>       | <b>1,137</b>   | <b>282</b>   | <b>1,419</b>  | <b>15,37,526</b>  | <b>15,835</b>   | <b>15,53,361</b> |
|                           | <b>Grand Total ...</b> | <b>11,415</b>  | <b>2,905</b> | <b>14,320</b> | <b>84,30,119</b>  | <b>2,32,299</b> | <b>86,62,418</b> |

III—continued.

No. 4—continued.

| Unauthorized arrears (total of columns 8 and 4 minus total of columns 8, 9 and 12). | Suspensions. | Over-payments not shown in column 8 and which are taken to deposit. |                                  |  | Remarks. |
|---|--------------|---|----------------------------------|--|----------|
|   |              | Already refunded.<br>(a)  | Remaining to be refunded.<br>(b) | Petty amounts credited to Government.<br>(c) |          |
| 11  | 12           | 13  |                                  |  | 14       |
| Rs.   | Rs.          | Rs.   | Rs.                              | Rs.  |          |
| 2,269   | 13,348       | 234   | 60                               | 1  |          |
| 1   | 77           | 16  | 10                               | 4  |          |
| 242   | 149          | 77  | .....                            | .....  |          |
| 60  | 1,208        | 39  | 3                                | .....  |          |
| .....   | 151          | .....   | .....                            | .....  |          |
| .....   | 384          | 9   | .....                            | .....  |          |
| 2,562   | 15,317       | 375   | 73                               | 5  |          |
| 1,577   | 18,594       | 574   | 597                              | 2  |          |
| .....   | 721          | .....   | .....                            | .....  |          |
| 1,670   | 1,574        | 4   | 3                                | .....  |          |
| 150   | 178          | 17  | 1                                | .....  |          |
| 2,625   | 4,625        | 346   | 81                               | .....  |          |
| 739   | 80           | 1   | 17                               | .....  |          |
| 645   | 305          | 142   | 18                               | .....  |          |
| 7,406   | 26,025       | 1,084   | 717                              | 2  |          |
| 2,465   | 912          | .....   | 42                               | 1  |          |
| 2,857   | 2,564        | 287   | 89                               | .....  |          |
| 203   | .....        | .....   | .....                            | .....  |          |
| 728   | 236          | .....   | .....                            | .....  |          |
| .....   | 332          | .....   | 3                                | .....  |          |
| 15  | 400          | .....   | 1                                | .....  |          |
| 6,268   | 4,444        | 287   | 135                              | 1  |          |
| 16,236  | 45,786       | 1,746   | 925                              | 8  |          |

## NOTES TO APPENDIX No. III—DISTRICT FORM No. 4.

*Central Division.*

Column 3.—The difference of Rs. 10 between the figures entered in this column and those given in column 11 of the last year's return is due to some mistake rectified by the Collector of Násik this year.

Column 5.—Figures of principal and interest do not agree with the corresponding figures in column 10 of the last year's return in the case of East Khándesh and West Khándesh districts. They have been corrected in this return by showing Rs. 2 less under principal and Rs. 3 more under interest.

*Southern Division.*

Columns 3 & 5.—The difference between the figures shown in these columns and those of columns 11 and 10 of the last year's return respectively is due to the mistakes in the last year's return detected and rectified during the year under report.

**APPENDIX IV.**



APPENDIX  
DISTRICT FORM

Comparative statement showing lands assessed and unassessed, occupied and unoccupied in the

YEAR UNDER

| No.                       | Name of District.                   | Total area.  | DEBIT.                      |                    |                                      |         |                                     | Total.     |
|---------------------------|-------------------------------------|--------------|-----------------------------|--------------------|--------------------------------------|---------|-------------------------------------|------------|
|                           |                                     |              | Unassessed cultivable land. | Uncultivable land. | Land set apart for special purposes. |         | Land set apart for public purposes. |            |
|                           |                                     |              |                             |                    | Forest.                              | Other.  |                                     |            |
| 1                         | 2                                   | 3            | 4                           | 5                  | 6                                    |         | 7                                   | 8          |
| <b>NORTHERN DIVISION.</b> |                                     |              |                             |                    |                                      |         |                                     |            |
|                           |                                     | Acres.       | Acres.                      | Acres.             | Acres.                               | Acres.  | Acres.                              | Acres.     |
| 1                         | Ahmedabad ...                       | 2,455,845    | 8,032                       | 374,141            | 12,032                               | 13,469  | 80,716                              | 488,390    |
| 2                         | Kaira ...                           | 1,022,782    | 1,193                       | 57,781             | ...                                  | 7,537   | 68,270                              | 134,781    |
| 3                         | Panch Maháls ...                    | 1,027,609    | 30,763                      | 66,613             | 212,027                              | 1,562   | 29,940                              | 340,905    |
| 4                         | Broach ...                          | 940,132      | 2,987                       | 196,604            | ...                                  | 202     | 57,098                              | 256,891    |
| 5                         | Surat ...                           | (a)1,058,100 | 21,836                      | 135,485            | 45,259                               | 1,854   | (b)55,356                           | 259,740    |
| 6                         | Thána ...                           | 2,289,121    | 35,771                      | 186,892            | 671,357                              | 267,532 | 77,630                              | 1,239,182  |
|                           | Total ...                           | 8,793,589    | 100,582                     | 1,017,466          | 940,675                              | 292,156 | 369,010                             | 2,719,889  |
|                           | Total for 1913-1914 ...             | 8,789,999    | 93,401                      | 1,027,380          | 941,918                              | 292,047 | 365,718                             | 2,720,464  |
| <b>CENTRAL DIVISION.</b>  |                                     |              |                             |                    |                                      |         |                                     |            |
|                           |                                     | Acres.       | Acres.                      | Acres.             | Acres.                               | Acres.  | Acres.                              | Acres.     |
| 1                         | Ahmednagar ...                      | 4,239,011    | 13,083                      | 334,754            | 542,134                              | 15,378  | 99,197                              | 1,004,546  |
| 2                         | East Khándesh ...                   | 2,911,222    | 11,436                      | 270,180            | 419,485                              | 4,020   | 95,368                              | 800,489    |
| 3                         | West Khándesh... ..                 | 3,480,163    | 23,971                      | 861,128            | 787,247                              | 2,413   | 86,095                              | 1,760,854  |
| 4                         | Násik ...                           | 3,764,356    | 13,584                      | 260,953            | 814,787                              | 18,809  | 108,698                             | 1,216,831  |
| 5                         | Poona ...                           | 3,434,176    | 637                         | 281,497            | 449,275                              | 32,929  | 114,948                             | 879,286    |
| 6                         | Sátára ...                          | 3,089,310    | 14,576                      | 228,180            | 450,584                              | 10,402  | 83,431                              | 787,173    |
| 7                         | Sholápur ...                        | 2,915,933    | 3,424                       | 158,795            | 177,993                              | 17,894  | 78,279                              | 436,335    |
|                           | Total ...                           | 23,834,171   | 80,711                      | 2,395,487          | 3,641,505                            | 101,845 | 666,016                             | 6,885,564  |
|                           | Total for 1913-1914 ...             | 23,835,438   | 228,765                     | 2,395,847          | 3,447,657                            | 101,517 | 716,889                             | 6,890,675  |
| <b>SOUTHERN DIVISION.</b> |                                     |              |                             |                    |                                      |         |                                     |            |
|                           |                                     | Acres.       | Acres.                      | Acres.             | Acres.                               | Acres.  | Acres.                              | Acres.     |
| 1                         | Belgaum ...                         | 2,838,544    | 40,025                      | 87,779             | 431,969                              | 5,029   | 97,358                              | 662,160    |
| 2                         | Bijápur ...                         | 3,642,930    | 21,886                      | 122,623            | 177,368                              | 1,621   | 68,964                              | 392,462    |
| 3                         | Dhárwár ...                         | 2,877,190    | 9,966                       | 62,688             | 241,492                              | 22,095  | 139,550                             | 475,786    |
| 4                         | Kánara ...                          | 2,525,781    | 1,079                       | 48,661             | 2,068,919                            | 4,938   | 21,886                              | 2,145,483  |
| 5                         | Kolába ...                          | 1,323,549    | 22,012                      | 188,138            | 328,709                              | 8,371   | 27,801                              | 575,031    |
| 6                         | Ratnágiri ...                       | 2,554,881    | 8,138                       | 700,646            | 14,173                               | 683     | 16,364                              | 739,984    |
|                           | Total ...                           | 15,762,875   | 103,106                     | 1,210,530          | 3,262,630                            | 42,717  | 371,923                             | 4,990,906  |
|                           | Total for 1913-1914 ...             | 15,761,335   | 104,608                     | 1,206,775          | 3,262,200                            | 42,989  | 371,356                             | 4,987,928  |
|                           | Total for the Presidency Proper ... | 48,390,635   | 284,399                     | 4,623,483          | 7,844,810                            | 436,718 | 1,405,949                           | 14,596,359 |
|                           | Total for 1913-1914 ...             | 48,386,772   | 426,774                     | 4,630,002          | 7,651,775                            | 436,553 | 1,453,963                           | 14,599,067 |

(a) Due to Killa Bazar land now taken into revenue accounts.  
(b) Do. do. do.

No. IV.

No. 5.

districts of the Northern, Central and Southern Divisions during the year 1914-1915 and the previous year.

REPORT, 1914-1915.

| Remainder cultivable assessed land. | Distt.                               |                                 | Remainder occupied assessed land. | Assessment and quit-rent. | DETAILS.    |             |            |                     | Remarks.                             |
|-------------------------------------|--------------------------------------|---------------------------------|-----------------------------------|---------------------------|-------------|-------------|------------|---------------------|--------------------------------------|
|                                     | Unoccupied cultivable assessed land. | Land free or specially reduced. |                                   |                           | Government. |             | Alienated. |                     |                                      |
|                                     |                                      |                                 |                                   |                           | Area.       | Assessment. | Area.      | Government Revenue. |                                      |
| 9                                   | 10                                   | 11                              | 12                                | 13                        | 14          | 15          | 16         | 17                  | 18                                   |
| Acres.                              | Acres.                               | Acres.                          | Acres.                            | Rs.                       | Acres.      | Rs.         | Acres.     | Rs.                 |                                      |
| 1,967,455                           | 137,502                              | 696                             | 1,829,257                         | 14,78,679                 | 1,387,629   | 13,33,619   | 441,623    | 1,45,060            |                                      |
| 888,001                             | 75,727                               | 278                             | 811,996                           | 21,08,353                 | 468,215     | 15,87,204   | 343,781    | 5,21,149            |                                      |
| 688,704                             | 43,564                               | 6,194                           | 636,946                           | *3,47,543                 | 463,452     | *3,16,298   | 173,494    | 31,245              |                                      |
| 683,241                             | 26,291                               | 246                             | 656,704                           | 19,56,577                 | 467,911     | 17,33,474   | 188,793    | 2,23,103            |                                      |
| 798,360                             | 24,089                               | 2,222                           | 772,049                           | 23,55,321                 | 664,940     | 22,11,351   | 107,109    | 1,43,970            |                                      |
| 1,049,939                           | 11,259                               | 3,639                           | 1,035,041                         | 13,78,033                 | 880,989     | 13,35,326   | 154,052    | 42,707              |                                      |
| 6,073,700                           | 318,432                              | 13,275                          | 5,741,993                         | 96,24,506                 | 4,333,136   | 85,17,272   | 1,408,857  | 11,07,234           |                                      |
| 6,069,535                           | 362,340                              | 10,656                          | 5,696,539                         | 96,12,836                 | 4,287,843   | 85,07,776   | 1,408,696  | 11,05,060           |                                      |
| 3,234,465                           | 29,130                               | 1                               | 3,205,334                         | 17,05,654                 | 2,564,910   | 15,46,664   | 640,424    | 1,59,990            |                                      |
| 2,110,733                           | 54,524                               | 637                             | 2,055,572                         | 26,89,643                 | 1,804,155   | 25,55,545   | 251,417    | 1,34,098            |                                      |
| 1,719,809                           | 185,517                              | 162                             | 1,533,630                         | 17,13,249                 | 1,389,306   | 16,65,943   | 144,324    | 47,306              |                                      |
| 2,547,525                           | 72,905                               | 255                             | 2,474,365                         | 16,15,555                 | 2,069,903   | 15,22,481   | 404,462    | 93,074              |                                      |
| 2,554,890                           | 13,939                               | 1,114                           | 2,530,837                         | 13,48,533                 | 1,914,033   | 12,66,804   | 625,804    | 81,729              |                                      |
| 2,302,137                           | 23,393                               | 531                             | 2,278,213                         | 19,88,284                 | 1,400,894   | 15,71,945   | 877,219    | 4,16,339            |                                      |
| 2,479,548                           | 9,570                                | 248                             | 2,469,730                         | 11,91,802                 | 2,089,599   | 11,36,231   | 380,131    | 55,571              |                                      |
| 16,948,607                          | 388,978                              | 2,948                           | 16,556,681                        | 1,22,53,720               | 13,232,800  | 1,12,65,613 | 3,323,881  | 9,88,107            |                                      |
| 16,944,763                          | 406,405                              | 2,952                           | 16,535,406                        | 1,21,47,768               | 13,201,539  | 1,12,57,867 | 3,333,867  | 8,89,901            |                                      |
| 2,176,384                           | 36,949                               | 98                              | 2,139,337                         | 15,94,966                 | 1,146,626   | 11,32,281   | 992,711    | 4,62,685            |                                      |
| 3,250,468                           | 27,234                               | 1,300                           | 3,221,934                         | 14,36,786                 | 2,168,155   | 11,64,812   | 1,053,779  | 2,71,974            |                                      |
| 2,401,404                           | 39,789                               | 118                             | 2,361,497                         | 28,88,538                 | 1,603,061   | 22,93,388   | 758,436    | 5,95,150            |                                      |
| 3,00,298                            | 41,647                               | 3                               | 338,648                           | 9,86,600                  | 338,053     | 9,86,507    | 565        | 93                  |                                      |
| 748,518                             | 2,773                                | 2,090                           | 743,655                           | 13,15,704                 | 720,112     | 12,91,611   | 23,543     | 21,668              |                                      |
| 1,814,897                           | 2,259                                | 6,948                           | 1,805,490                         | 8,53,198                  | 1,592,754   | 8,33,605    | 212,936    | 24,093<br>19,593    | † This figure represents kadam judi. |
| 10,771,969                          | 150,651                              | 10,557                          | 10,610,761                        | 90,75,792                 | 7,568,791   | 77,02,204   | 3,041,970  | 13,73,588           |                                      |
| 10,773,407                          | 154,946                              | 12,312                          | 10,606,149                        | 90,68,030                 | 7,560,691   | 76,98,808   | 3,045,458  | 13,69,222           |                                      |
| 33,794,276                          | 858,061                              | 26,780                          | 32,903,435                        | 3,09,54,018               | 25,134,727  | 2,74,85,089 | 7,774,708  | 34,68,929           |                                      |
| 33,787,705                          | 923,691                              | 25,920                          | 32,838,094                        | 3,08,28,634               | 25,050,073  | 2,74,64,451 | 7,788,021  | 33,64,183           |                                      |

\* Rs. 715 of Lunawada Tank and Serqadh's Chovta have not been included in columns 13 and 15.

Statement showing the coercive processes adopted for the realizations of land revenue, and the

| No. | District.                           | NOTICE UNDER SECTION 152 (BOMBAY ACT V OF 1879). |                           |   |                                  | PENALTY UNDER SECTION 148. |  |                              | DISTRRAINT AND PROPERTY |  |
|-----|-------------------------------------|--|---------------------------|---|----------------------------------|----------------------------|--|------------------------------|-------------------------|--|
|     |                                     | Number of notices issued.                        | Number of notices served. | Amount of arrears for which notices issued. | Amount of notice fees recovered. | Number of cases.           | Amount of arrears for which penalty was imposed. | Amount of penalty recovered. | Number of cases.        | Arrears on account of which distraint was resorted to. |
| 1   | 2                                   | 3  | 3a                        | 4   | 5                                | 6                          | 7  | 8                            | 9                       | 10   |
|     | <b>NORTHERN DIVISION.</b>           |  |                           | Rs.   | Rs.                              |                            | Rs.  | Rs.                          |                         | Rs.  |
| 1   | Ahmedabad ...                       | 890  | 881                       | 16,069                                      | 394                              | 168                        | 3,504  | 690                          | 20                      | 923  |
| 2   | Kaira ...                           | 3,729  | 3,729                     | 45,909                                      | 1,330                            | 189                        | 2,867  | 604                          | 63                      | 1,024  |
| 3   | Panch Maháls ...                    | 3,293  | 3,206                     | 18,729                                      | 751                              | 10                         | 68   | 17                           | ...                     | 10   |
| 4   | Broach ...                          | 3,393  | 3,393                     | 64,574                                      | 2,193                            | 15                         | 468  | 116                          | 1                       | 10   |
| 5   | Surat ...                           | 2,733  | 2,676                     | 48,017                                      | 1,140                            | 64                         | 1,271  | 197                          | 3                       | 205  |
| 6   | Thána ...                           | 3,570  | 3,570                     | 52,961                                      | 1,205                            | 531                        | 11,440   | 1,673                        | 2                       | 62   |
|     | Total ...                           | 17,608   | 17,455                    | 2,46,259                                    | 7,013                            | 977                        | 19,618   | 3,297                        | 89                      | 2,834  |
|     | <b>CENTRAL DIVISION.</b>            |  |                           |   |                                  |                            |  |                              |                         |  |
| 1   | Ahmednagar ...                      | 3  | 3                         | 131   | 1                                | 47                         | 999  | 197                          | 35                      | 1,214  |
| 2   | East Khándesh ...                   | 921  | 921                       | 14,316                                      | 435                              | 24                         | 553  | 136                          | 3                       | 117  |
| 3   | West Khándesh ...                   | 1,375  | 1,375                     | 39,954                                      | 632                              | 33                         | 1,050  | 261                          | 2                       | 34   |
| 4   | Násik ...                           | 39   | 39                        | 448   | 13                               | 198                        | 3,079  | 584                          | 1                       | 11   |
| 5   | Poona ...                           | ...  | ...                       | ...   | ...                              | 3,259                      | 24,183   | 5,873                        | 52                      | 793  |
| 6   | Sátára ...                          | 175  | 175                       | 1,759                                       | 68                               | 214                        | 2,717  | 672                          | 2                       | 7  |
| 7   | Sholápur ...                        | 198  | 198                       | 3,875                                       | 83                               | 105                        | 2,146  | 461                          | 7                       | 167  |
|     | Total ...                           | 2,711  | 2,711                     | 60,483                                      | 1,232                            | 3,880                      | 34,727   | 8,184                        | 105                     | 2,343  |
|     | <b>SOUTHERN DIVISION.</b>           |  |                           |   |                                  |                            |  |                              |                         |  |
| 1   | Belgaum ...                         | 188  | 188                       | 4,189                                       | 68                               | 55                         | 883  | 219                          | ...                     | ...  |
| 2   | Bijápur ...                         | 277  | 277                       | 21,538                                      | 102                              | 36                         | 2,273  | 183                          | 7                       | 229  |
| 3   | Dhárwár ...                         | 1,270  | 1,270                     | 23,745                                      | 659                              | 197                        | 3,554  | 887                          | 7                       | 108  |
| 4   | Kánara ...                          | 1,817  | 1,816                     | 22,367                                      | 676                              | 155                        | 3,234  | 476                          | 9                       | 173  |
| 5   | Kolába ...                          | 209  | 209                       | 16,923                                      | 94                               | 144                        | 2,690  | 423                          | 75                      | 2,162  |
| 6   | Ratnágiri ...                       | 59   | 59                        | 2,930                                       | 25                               | 235                        | 3,858  | 566                          | 165                     | 7,559  |
|     | Total ...                           | 3,820  | 3,819                     | 91,692                                      | 1,624                            | 822                        | 16,492   | 2,754                        | 263                     | 10,231   |
|     | Total for the Presidency Proper ... | 24,139   | 23,985                    | 3,98,434                                    | 9,869                            | 5,679                      | 70,837   | 14,235                       | 457                     | 15,408   |

No. V.

No. 9.

results thereof, in the districts of the Northern, Central and Southern Divisions during the year 1914-15.

| SALE OF MOVEABLE<br>UNDER SECTION 154                         |                                | SALE OF IMMOVABLE PRO-<br>PERTY OTHER THAN LAND<br>UNDER SECTION 155. |   |                     | FORFEITURE AND SALE OF THE OCCUPANCY UNDER SECTION 153. |                     |  |  |             |  |                 |                                |
|---|--------------------------------|---|---|---------------------|---|---------------------|--|--|-------------|--|-----------------|--------------------------------|
| Arrears on<br>account<br>of which<br>sale was<br>resorted to. | Amount<br>realized<br>by sale. | Number<br>of<br>cases.  | Arrears on<br>account<br>of which<br>sale was<br>resorted to. | Amount<br>realized. | Number of<br>notices.                                   | Number of<br>cases. | Arrears on<br>account<br>of which<br>forfeiture<br>was<br>resorted to. | Occupancy of land<br>declared forfeited. |             | Occupancy of land<br>sold to the public. |                 | Amount<br>realized<br>by sale. |
|   |                                |   |   |                     |   |                     |  | Area.                                    | Assessment. | Area.                                    | Asses-<br>ment. |                                |
| 11  | 12                             | 13  | 14  | 15                  | 16  | 17                  | 18   | 19                                       | 20          | 21                                       | 22              | 23                             |
| Rs.   | Rs.                            |   | Rs.   | Rs.                 |   |                     | Rs.  | Acres.                                   | Rs.         | Acres.                                   | Rs.             | Rs.                            |
| 895   | 70                             | 9   | 418   | 386                 | 421   | 115                 | 1,946  | 614                                      | 1,043       | 113                                      | 171             | 677                            |
| 636   | 495                            | 7   | 72  | 49                  | 1,092   | 214                 | 2,192  | 945                                      | 2,553       | 19                                       | 95              | 159                            |
| 236   | 258                            | 221   | ...   | ...                 | 295   | 290                 | 4,513  | 2,949                                    | 2,720       | 286                                      | 281             | 386                            |
| 10  | 19                             | ...   | ...   | ...                 | 32  | 32                  | 1,455  | 608                                      | 1,404       | 3  | 9               | 28                             |
| 205   | 158                            | 1   | 86  | 85                  | 14  | 14                  | 479  | 123                                      | 456         | 22                                       | 98              | 143                            |
| 62  | 71                             | ...   | ...   | ...                 | 12  | 12                  | 1,211  | 150                                      | 543         | 125                                      | 452             | 1,055                          |
| 2,044   | 1,058                          | 238   | 556   | 470                 | 1,966   | 677                 | 11,796   | 5,384                                    | 8,719       | 568                                      | 1,106           | 2,448                          |
| 133   | 86                             | ...   | ...   | ...                 | 361   | 361                 | 6,256  | 1,118                                    | 445         | ...                                      | ...             | ...                            |
| 117   | 199                            | ...   | ...   | ...                 | ...   | ...                 | ...  | ...                                      | ...         | ...                                      | ...             | ...                            |
| 34  | 84                             | ...   | ...   | ...                 | 39  | 39                  | 441  | 950                                      | 470         | ...                                      | ...             | ...                            |
| 11  | 13                             | ...   | ...   | ...                 | 23  | 23                  | 424  | 536                                      | 431         | ...                                      | ...             | ...                            |
| 110   | 125                            | ...   | ...   | ...                 | 877   | 71                  | 1,189  | 701                                      | 437         | 35                                       | 27              | 765                            |
| ...   | ...                            | ...   | ...   | ...                 | 8   | 8                   | 63   | 91                                       | 35          | ...                                      | ...             | ...                            |
| ...   | ...                            | ...   | ...   | ...                 | 205   | 205                 | 3,340  | 304                                      | 460         | ...                                      | ...             | ...                            |
| 405   | 457                            | ...   | ...   | ...                 | 1,513   | 707                 | 11,713   | 4,180                                    | 2,278       | 35                                       | 37              | 765                            |
| ...   | ...                            | ...   | ...   | ...                 | 4   | 4                   | 12   | 11                                       | 12          | ...                                      | ...             | ...                            |
| 229   | 216                            | ...   | ...   | ...                 | 9   | 9                   | 524  | 165                                      | 65          | 133                                      | 52              | 651                            |
| 73  | 84                             | ...   | ...   | ...                 | 49  | 40                  | 545  | 199                                      | 226         | 59                                       | 31              | 132                            |
| 149   | 113                            | ...   | ...   | ...                 | 96  | 70                  | 1,249  | 572                                      | 1,239       | 62                                       | 191             | 162                            |
| 20  | 33                             | ...   | ...   | ...                 | ...   | ...                 | ...  | ...                                      | ...         | ...                                      | ...             | ...                            |
| 232   | 139                            | 2   | 12  | 12                  | ...   | ...                 | ...  | ...                                      | ...         | ...                                      | ...             | ...                            |
| 775   | 585                            | 2   | 12  | 19                  | 149   | 123                 | 2,383  | 947                                      | 1,592       | 254                                      | 274             | 955                            |
| 3,224   | 2,100                          | 240   | 565   | 489                 | 3,528   | 1,507               | 25,342   | 10,511                                   | 12,589      | 857                                      | 1,417           | 4,163                          |

## APPENDIX No. V—concluded.

## DISTRICT FORM No. 9—concluded.

| No. | District.                                | FORFEITURE AND SALE OF THE OCCUPANCY<br>UNDER SECTION 153—continued. |             |   |             | ARREST AND IMPRISONMENT<br>UNDER SECTION 157.        |   |  | Remarks. |
|-----|--|--|-------------|---|-------------|--|---|--|----------|
|     |  | Forfeited land returned<br>to defaulters.                            |             | Occupancy of land remain-<br>ing with Government. |             | Number<br>of persons<br>arrested<br>and<br>detained. | Number<br>of persons<br>imprisoned<br>in the<br>Civil Jail. | Amount<br>of arrear<br>for which<br>process<br>issued. |          |
|     |  | Area.  | Assessment. | Area.   | Assessment. |  |   |  |          |
| 1   | 2  | 34   | 25          | 26  | 27          | 28   | 29  | 30   | 31       |
|     | <b>NORTHERN DIVI-<br/>SION.</b>          | Acres.   | Rs.         | Acres.  | Rs.         |  |   |  |          |
| 1   | Ahmedabad ...                            | 9  | 26          | 492   | 846         | ...  | ...   | ...  |          |
| 2   | Kaira ...                                | 9  | 42          | 917   | 2,416       | ...  | ...   | ...  |          |
| 3   | Panch Maháls ...                         | 117  | 130         | 2,546   | 2,309       | ...  | ...   | ...  |          |
| 4   | Broach ...                               | 6  | 17          | 594   | 1,378       | ...  | ...   | ...  |          |
| 5   | Surat ...                                | ...  | ...         | 101   | 358         | ...  | ...   | ...  |          |
| 6   | Thána ...                                | 3  | 6           | 22  | 85          | ...  | ...   | ...  |          |
|     | Total ...                                | 144  | 221         | 4,672   | 7,392       | ...  | ...   | ...  |          |
|     | <b>CENTRAL DIVI-<br/>SION.</b>           |  |             |   |             |  |   |  |          |
| 1   | Ahmednagar ...                           | 96   | 73          | 1,022   | 372         | ...  | ...   | ...  |          |
| 2   | East Khándesh ...                        | ...  | ...         | ...   | ...         | ...  | ...   | ...  |          |
| 3   | West Khándesh ...                        | ...  | ...         | 930   | 470         | ...  | ...   | ...  |          |
| 4   | Násik ...                                | 201  | 203         | 335   | 228         | ...  | ...   | ...  |          |
| 5   | Poona ...                                | 268  | 150         | 398   | 250         | ...  | ...   | ...  |          |
| 6   | Sátára ...                               | ...  | ...         | 91  | 35          | ...  | ...   | ...  |          |
| 7   | Sholápur ...                             | 235  | 144         | 569   | 316         | ...  | ...   | ...  |          |
|     | Total ...                                | 800  | 570         | 3,345   | 1,671       | ...  | ...   | ...  |          |
|     | <b>SOUTHERN DIVI-<br/>SION.</b>          |  |             |   |             |  |   |  |          |
| 1   | Belgaum ...                              | ...  | ...         | 11  | 12          | ...  | ...   | ...  |          |
| 2   | Bijápur ...                              | ...  | ...         | 32  | 13          | ...  | ...   | ...  |          |
| 3   | Dhárwár ...                              | 140  | 195         | ...   | ...         | ...  | ...   | ...  |          |
| 4   | Kánara ...                               | 223  | 460         | 287   | 638         | ...  | ...   | ...  |          |
| 5   | Kolába ...                               | ...  | ...         | ...   | ...         | ...  | ...   | ...  |          |
| 6   | Ratnágiri ...                            | ...  | ...         | ...   | ...         | ...  | ...   | ...  |          |
|     | Total ...                                | 363  | 655         | 330   | 663         | ...  | ...   | ...  |          |
|     | Total for the Presi-<br>dency Proper ... | 1,307  | 1,446       | 8,347   | 9,726       | ...  | ...   | ...  |          |

**INDEX TO THE LAND REVENUE ADMINISTRATION REPORT,  
PART I, OF THE PROVINCE OF SIND FOR THE YEAR  
1914-15.**

|   | Pages. |
|---|--------|
| 2. Season   | 45     |
| 3. Gross Revenue  | 45-46  |
| 4. Alienations  | 46     |
| 5. Net Government Revenue   | 46     |
| 6. Miscellaneous Government Revenue as shown in the Talebands   | 46     |
| 7. Remissions   | 46-47  |
| 8. Suspensions  | 47     |
| 9. Revenue for collection   | 47     |
| 10. Collections   | 47-48  |
| 11. Balances  | 48-49  |
| 12. Takávi  | 49     |
| 13. Area  | 49-51  |
| 14. Coercive Processes  | 51     |
| 15. Miscellaneous Revenue not included in the Talebands   | 51     |
|   |        |
| Appendix No. I.—Contrasted Statement exhibiting the gross and net Land Revenue of the Province of Sind for the revenue years 1913-14 and 1914-15, together with the amount of realizations, remissions and sums written off, and of the balances outstanding on account of the year under report and previous years, upto the 1st August of each year | 52-55  |
| Appendix No. II.—Analytical Statement of balances of Land Revenue outstanding on the 1st August 1915 in the Province of Sind  | 56     |
| Appendix No. III.—Statement showing the Takávi Advances made during the year 1914-15 in the Province of Sind and the progress of the recovery of outstanding balance of advances  | 58-59  |
| Appendix No. IV.—Comparative Statement showing lands assessed and unassessed, occupied and unoccupied, in the Province of Sind during the year 1914-15 and the previous year  | 60-61  |
| Appendix No. V.—Statement showing the Coercive Processes adopted for the realization of Land Revenue and the results thereof in the Province of Sind during the year 1914-15  | 62-64  |

## LAND REVENUE ADMINISTRATION REPORT, PART I.

### SIND.

The following is the report for the year 1914-15 of Sind. The usual appendices are attached. District Forms Nos. 6, 7 and 8 have not been appended to this report, as Forms Nos. 6 and 8 are now prepared quinquennially and Form No. 7 decennially. The next Form No. 6 is due for the year 1916-17, No. 7 for 1920-21 and No. 8 for 1915-16.

### 2. Season.

Except in the Tatta division of the Karáchi district and a few other scattered tracts where floods caused severe damage to the crops, the season was, on the whole, very favourable. The river began to rise very early and reached the height of thirteen feet at Bukkur gauge on July 2nd and of seventeen feet and four inches on August 3rd. The fair irrigating level of thirteen feet was maintained for forty-five days as against sixteen in the previous year. The rainfall was copious and well distributed except in some parts of the Desert and the Registan and the Kohistan tracts of the Karáchi district. The good inundation and the rainfall resulted in breaches and floods which caused damage to the kharif crops in all districts except Thar and Párkar. Hill torrents were also injurious to the crops in parts of the Lárkána and Upper Sind Frontier districts. The losses sustained in the submerged areas were, as usual, made up by an increase of rabi cultivation. The rabi crops were slightly affected by adverse winds and insects, but their outturn was, on the whole, satisfactory.

As the natural result of the favourable season, the area under cultivation rose by about  $3\frac{1}{2}$  lákhs of acres and the land revenue by nearly  $7\frac{1}{4}$  lákhs of rupees.

The public health was not so good as during the previous year. Plague broke out in Karáchi, Mirpurkhás and Hyderabad and from the latter city the infection spread with amazing rapidity throughout the Province. The more important towns to suffer were Sukkur, Shikárpur, Rohri, Jacobabad, Lárkána, Kotri, Tatta, Shahdadpur, Tando Adam and Tando Mahomed Khan. Malaria ran its usual course in every district, but the epidemic was not so severe as usual. With the exception of Sukkur, where there were twenty-five fatal cases, the whole Province was free from cholera. Small-pox was confined to Lárkána, Karáchi, Hyderabad and Nawabshah districts where 127 cases occurred, 29 of which proved fatal.

Owing to the high inundation and good rainfall, fodder was abundant. Considerable deficiency was, however, felt in a part of the Desert and in the cotton-growing tracts of the Thar and Párkar, Hyderabad and Nawabshah districts owing to the absence of rain. There were some outbreaks of contagious and epidemic diseases among cattle and other animals in every district, the most common ones being hæmorrhagic septicæmia, foot and mouth disease, surra, anæmia, rinderpest and black quarter.

### 3. Gross Revenue.

*(Column 6 of Appendix I.)*

There is a net increase of Rs. 6,58,060 or 1.83 per cent. in the gross revenue of the Province, which is contributed mostly by the Thar and Párkar, Nawabshah and Upper Sind Frontier districts, the first named district being alone responsible for an increase of no less than Rs. 4,32,583. The increase is due partly to the extension of cultivation, partly to lands having been cultivated with crops paying higher rates of assessment, and partly to a rise in the

average assessment on occupied fallow and unoccupied cultivable land which has been calculated according to the average rate deduced from the assessment of the area actually cultivated. The Hyderabad and Lárkána districts, on the other hand, show a falling off which is due chiefly to a decrease in the average assessment on fallow and unoccupied cultivable land.

#### 4. Alienations.

*(Column 9 of Appendix I.)*

There is a decrease under this head in all districts except Hyderabad and Lárkána, which show some increase. The net decrease for the Province amounts to Rs. 5,831. The decrease is most noticeable in the Nawabshah district where it was due to extension of cultivation in inám lands and to the resumption of a political inám. Extension of cultivation also accounts for the decrease in the Karáchi district. In the Thar and Párkar, Sukkur and Upper Sind Frontier districts the decreases were small and call for no special comment. The increase in the case of Hyderabad and Lárkána districts is attributable respectively to contraction of cultivation within political ináms and to land having been cultivated with crops paying lower rates of assessment.

#### 5. Net Government Revenue.

*(Column 13 of Appendix I.)*

There is an increase of over nine lakhs of rupees in Upper Sind Frontier, Sukkur, Lárkána and Nawabshah districts as against a decrease of over 1½ lakhs in the remaining three districts, where there was a shrinkage in the area brought under cultivation. As usual the figures in column 13 include hakabo (water rate) levied on alienated holdings and credited to the Public Works Department; they amounted to Rs. 87,299 as against Rs. 80,760 in the previous year.

#### 6. Miscellaneous Government Revenue as shown in the Talebands.

*(Column 16 of Appendix I.)*

There is a net decrease of Rs. 86,786 under this head which is shared by the Thar and Párkar, Nawabshah, Lárkána and Hyderabad districts and is attributed to a falling off in fines for unauthorized cultivation, occupancy price and other miscellaneous items. The decrease is most marked in the Thar and Párkar district where collections on account of occupancy price in the Jamráo tract were much smaller than in the previous year. The remaining three districts show an increase which is ascribed to larger sums realized from occupancy price and to the amount of fines inflicted for unauthorized cultivation and under section 148 of the Land Revenue Code.

#### 7. Remissions.

*(Column 20 of Appendix I.)*

Remissions amounted to Rs. 7,70,337 as against Rs. 10,06,052 in the previous year. This amount includes a sum of Rs. 39,182 which was remitted in the Nawabshah and Karáchi districts under section 104 of the Land Revenue Code owing to the introduction of revised settlement rates. The decrease is due partly to the generally favourable character of the season and partly to the fact that the previous year's figures included a sum of Rs. 1,42,664 on account of difference of assessment on rice lands caused by the introduction of revised rates in the four talukas of the Tando Division, the levy of which was postponed by Government for one year. The remissions on account of loss by floods amounted to Rs. 2,83,491 as against Rs. 4,06,348 in the preceding year, the decrease under this head being most marked in the Karáchi, Hyderabad and Thar and Párkar districts. In the last named district there was also a large decrease in remissions on time-expired fallow numbers, the



total remissions under this head amounting to Rs. 1,66,842 as against Rs. 2,25,043 in the previous year. The remissions on account of insufficiency of water-supply show a net increase of Rs. 9,000 which is contributed by the Nawabshah, Thar and Párkar and Karáchi districts. The other important causes of remission were :—

- (a) Injury to crops by locusts and other insects—Rs. 73,000 as against Rs. 44,606 in the previous year.
- (b) Injury to crops on account of frost—Rs. 9,110 as against Rs. 6,242.
- (c) Injury to crops on account of adverse winds—Rs. 25,032 as against Rs. 28,042.
- (d) Damage due to kalar—Rs. 11,518 as against Rs. 10,980.

Owing to damage done by floods, general remissions were granted in certain talukas of the Lárkána and Karáchi districts. Moreover, in the flooded tracts of the Lárkána district only dubári rate was charged for the rabi crops, and in the Karáchi district the rabi rate was lowered to eight annas per acre.

### 8. Suspensions.

(Columns 33 and 35 of Appendix I.)

There is an increase of Rs. 2,04,645 under this head, the total amount during the year being Rs. 3,24,805 as against Rs. 1,20,160 in the previous year. Of this, Rs. 2,59,201 pertain to the year under report and Rs. 65,604 to previous years. The suspensions are all included in the balances outstanding at the close of the year and are commented upon in paragraph 11 below.

### 9. Revenue for collection.

(Columns 21, 24 and 25 of Appendix I.)

The net revenue for collection, after deducting remissions, rose from a little over 105 lákhs to about 113½ lákhs of rupees or by 8·24 per cent. Adding to this the former years' balances, the total amount for collection during the year reached Rs. 1,16,99,838 against Rs. 1,09,29,784 in the previous year.

### 10. Collections.

(Columns 26, 29 and 32 of Appendix I.)

The collections of land revenue amounted to Rs. 1,09,88,519 out of the demand of Rs. 1,13,77,162 or 96·59 per cent. as against 93·33 per cent. in the preceding year. The percentages of collections for the various districts are compared below :—

|                     | 1914-15. | 1913-14. |
|---------------------|----------|----------|
| Upper Sind Frontier | 99·52    | 99·22    |
| Sukkur              | 99·46    | 99·01    |
| Lárkána             | 99·19    | 98·86    |
| Nawabshah           | 93·54    | 97·69    |
| Hyderabad           | 96·07    | 96·78    |
| Thar and Párkar     | 90·03    | 99·01    |
| Karáchi             | 97·46    | 96·67    |

These figures show that the collections for the current year were satisfactory in all except Nawabshah, Thar and Párkar and Hyderabad districts, where large suspensions were granted owing to the abnormal fall in the

The collections on account of past years amounted to Rs. 1,39,421 out of the demand of Rs. 3,22,676 or 43·21 per cent. as against 49·04 per cent. in 1913-14. The percentages for the various districts are detailed below :—

|                            | 1914-15. | 1913-14. |
|----------------------------|----------|----------|
| Upper Sind Frontier ... .. | 53·24    | 48·73    |
| Sukkur ... ..              | 40·10    | 52·66    |
| Lárkána ... ..             | 40·84    | 34·76    |
| Nawabshah ... ..           | 44·48    | 51·83    |
| Hyderabad ... ..           | 41·20    | 49·10    |
| Thar and Párkar ... ..     | 52·72    | 65·39    |
| Karáchi ... ..             | 39·29    | 40·98    |

Except the Upper Sind Frontier and Lárkána all the districts show a reduction. In the Nawabshah, Hyderabad and Thar and Párkar districts the reduction is due to the embarrassed condition of the cotton cultivators. The falling off in the Karáchi district is inconsiderable, while that in the Sukkur district is attributed to a large amount (Rs. 15,608) being due from estates under the Manager, Incumbered Estates and the Court of Wards.

Under Government Resolution No. 5120, dated August 2nd, 1890, the collections of land revenue, including miscellaneous items not brought to account in the jamabandi, are to be compared with the collections shown in the Accountant General's books. The difference amounts to Rs. 18,693-6-10 and is explained in statement A. There is an excess of Rs. 86,413-14-8 in the Accountant General's figures, which is due to (1) adjustment of errors, (2) over-collections, (3) collections on account of future years, and (4) recoveries on account of boundary marks and other items not included in District Form No. 1. On the other hand, the figures in District Form No. 1 show an increase of Rs. 67,720-7-10, which is due to (1) adjustment of errors, and (2) collections made in the preceding year on account of the year under report.

#### 11. Balances.

(Columns 33-37 of Appendix I and Appendix II.)

The total outstanding balance rose from Rs. 3,89,499 at the end of the year 1913-14 to Rs. 5,71,898 or by 46·83 per cent. It includes a sum of Rs. 1,281 shown in column 7 of Appendix II, consisting of amounts under correspondence or recommendation for remission which have almost been remitted since the close of the year, and a further sum of Rs. 158, the recovery of which is pending decision of an appeal. Out of the remaining balance, Rs. 30,685 have since been recovered, leaving a net balance of Rs. 5,39,774, of which Rs. 3,59,300 belong to the year under report and Rs. 1,80,474 to former years. The net balance is accounted for as under :—

|  |          |
|--|----------|
|  | Rs.      |
| (a) Under suspension ... ..  | 3,24,967 |
| (b) Under correspondence for suspension ... ..                                 | 256      |
| (c) Due from the Manager, Incumbered Estates and Court of Wards in Sind ... .. | 1,23,915 |
| (d) Due from minors under guardianship of the Collector ... ..                 | 794      |
| (e) Under legal process for recovery ... ..                                    | 88,621   |
| (f) Due on account of occupancy price recoverable in future years. ... ..      | 1,221    |
| Total ...  | 5,39,774 |

The balance due from the Manager increased from Rs. 1,01,373 at the end of the previous year to Rs. 1,23,915 at the close of the year under report or by 22·24 per cent. The Manager's attention is being drawn to this and he is being asked to explain the cause of the increase in the amount of arrears due from him. The Upper Sind Frontier, Sukkur, Lárkána and Karáchi districts show a reduction in the amounts of outstanding balances, the percentages of

decrease being 24.06, 20.84, 31.27 and 22.74 respectively. On the other hand, the remaining three districts of Nawabshah, Hyderabad and Thar-Parkar show an increase, their percentages being 73.76, 25.79 and 399.44, respectively. The increase is excessive in the last named district where the suspensions on account of the cotton crisis amounted to as much as Rs. 1,56,116. In the other two districts also large sums were suspended owing to the same cause.

According to Government Resolution No. 5140, dated the 22nd July 1890, the balances which were shown as recoverable in Appendix II for the year 1913-14 and were not recovered in the year under report have to be separately accounted for. Such balances were reduced from Rs. 3,53,603 to Rs. 1,82,946 at the close of the year under report. Out of the latter sum, Rs. 2,472 have since been recovered, leaving a net balance of Rs. 1,80,474, which is accounted for in statement B.

## 12. Takavi.

(Appendix III.)

The takavi advances made under the Land Improvement Loans Act and the Agriculturists' Loans Act amounted to Rs. 3,36,153 and Rs. 5,70,084 respectively as against Rs. 3,55,803 and Rs. 4,61,436, respectively, in the previous year. Nawabshah, Hyderabad, Thar and Parkar and Karachi districts show increase under both Acts. The cotton crisis in the first three districts and floods in the Karachi district necessitated the grant of liberal loans during the year. The Larkana district shows a decrease under both the Acts which is attributed to the previous two seasons being favourable. In the Upper Sind Frontier and Sukkur districts there was an increase under the Agriculturists' Loans Act due to extension of cultivation. The total amount of advances, inclusive of interest and the previous years' balances, was Rs. 31,33,391, out of which Rs. 10,65,960 or 34.02 per cent. were collected and Rs. 31,517 written off, leaving a balance of Rs. 20,35,914 (Rs. 18,50,193 principal and Rs. 1,85,721 interest) as against Rs. 20,91,943 (Rs. 18,82,240 principal and Rs. 2,09,703 interest) at the end of the previous year. The unauthorized arrears amount to Rs. 1,62,532 as against Rs. 2,84,193 at the end of 1913-14. Out of the total unauthorized arrears, Rs. 2,322 have since been recovered and Rs. 341 written off, while Rs. 1,691 are under correspondence for remission. The remaining arrears amounting to Rs. 1,58,178 are accounted for in statement C. All the districts show a considerable reduction in the unauthorized arrears, except Hyderabad, where they decreased from Rs. 29,360 to Rs. 27,355 only.

The information required by paragraph 5 of the Government of India's No. 2155-321-7, dated the 3rd October 1901, regarding the amount of agricultural loan business is embodied in statement D.

## 13. Area.

(Appendix IV.)

There is a net decrease of 188,006 acres in the total area of the Province (column 3). Upper Sind Frontier and Sukkur districts show an increase of 22,131 and 2,210 acres, respectively, thrown up by the river. On the other hand, there is a decrease of 212,691 acres in the Karachi district, which is due to the substitution of accurate areas obtained by survey operations in an unsurveyed portion of the Karachi taluka for approximate areas shown in the returns of previous years. The increase or decrease in the remaining districts is slight, being due to errors discovered on the occasion of re-measurement of survey numbers.

Column 4 (unassessed cultivable land) shows a net increase of 652,250 acres. There is a large increase of 698,080 acres in the Thar and Parkar district where large areas in the Desert hitherto classed as 'uncultivable land' have been transferred to the head unassessed 'cultivable land'. All other districts except Hyderabad show a decrease which is mostly due to extension of

irrigation cultivation in unassessed lands. There is a net decrease of 959,521 acres under the head 'uncultivable land' (column 5). The Upper Sind Frontier district shows an increase of 18,416 (thrown up by the river) while each of the remaining districts shows a decrease which is most noticeable in the Karáchi and Thar and Párkar districts. The cause of decrease in the latter district has already been explained above (*vide* remark on column 4), while the reduction in the Karáchi district is due to large unsurveyed tracts previously shown as 'uncultivable' being classed as 'cultivable' after the survey operations and to the substitution of correct areas for approximate areas as stated above in the remarks on column 3. The following table shows the areas taken up permanently and relinquished in each district during the year:—

| No. | District.               | Area taken up.            |   |          | Area thrown up, including fallows. |
|-----|-------------------------|---------------------------|---|----------|------------------------------------|
|     |                         | Unoccupied land taken up. | Unassessed land brought into occupation and assessed. | Total.   |                                    |
| 1   | 2                       | 3                         | 4   | 5        | 6                                  |
|     |                         | Acres.                    | Acres.  | Acres.   | Acres.                             |
| 1   | Upper Sind Frontier ... | 3,848                     | 7   | 3,355    | 178                                |
| 2   | Sukkur ...              | 2,458                     | 24  | 2,477    | 125                                |
| 3   | Lárkána ...             | 1,045                     | 478   | 1,523    | 258                                |
| 4   | Nawabshah ...           | 6,250                     | 176   | 6,426    | 1,043                              |
| 5   | Hyderabad ...           | 3,396                     | 168   | 3,564    | 133                                |
| 6   | Thar and Párkar ...     | 25,057                    | 57,042  | 82,099   | 2,154                              |
| 7   | Karáchi ...             | 6,485                     | 590   | 7,075    | ...                                |
|     | Total for 1914-15 ...   | 48,034                    | 58,485  | 1,06,519 | 3,891                              |
|     | Total for 1913-14 ...   | 75,510                    | 3,692   | 79,202   | 2,376                              |

The net area taken up exceeds that of the previous year by 27,317 acres. There has been a very large increase in the case of the Thar and Párkar district owing to large areas having been given out in the Desert. The Lárkána district also shows some increase. On the other hand, the figures for the remaining five districts indicate a reduction which is most marked in the Karáchi district and which is due to smaller areas having been given out for cultivation owing to restriction on many canals. The area relinquished shows a net increase of 1,515 acres, which is contributed mainly by the Jamráo tract of the Thar and Párkar district. The information required by Government Resolution No. 8294, dated the 20th November 1899, is given in the subjoined table:—

| District.               | Area of land granted free. | Land granted on payment of malkano. |                  | Land sold by auction. |                  |
|-------------------------|----------------------------|-------------------------------------|------------------|-----------------------|------------------|
|                         |                            | Area.                               | Amount obtained. | Area.                 | Amount obtained. |
|                         | Acres.                     | Acres.                              | Rs.              | Acres.                | Rs.              |
| Upper Sind Frontier ... | 629                        | 1,644                               | 2,118            | ...                   | ...              |
| Sukkur ...              | 145                        | 2,028                               | 4,876            | 6                     | 560              |
| Lárkána ...             | 1,051                      | 74                                  | 428              | ...                   | ...              |
| Nawabshah ...           | 2,245                      | 2,892                               | 1,416            | ...                   | ...              |
| Hyderabad ...           | 347                        | 1,249                               | 6,124            | ...                   | ...              |
| Thar and Párkar ...     | 72,198                     | 5,887                               | 41,774           | 404                   | 10,504           |
| Karáchi ...             | 31                         | 4,464                               | 5,975            | ...                   | ...              |
| Total ...               | 76,646                     | 18,238                              | 62,711           | 410                   | 11,064           |

The difference of 11,225 acres between the total of the areas accounted for in this table and the total given in column 5 of the preceding table represents the area of the fallow forfeited and relinquished lands restored to the original occupants. Of the total area granted free of malkano, 5,174 acres were given out in the Jamráo tract on peasant terms. The remaining area is composed of grants made in lieu of lands either acquired for public purposes or relinquished on account of exhaustion. The aggregate realizations from malkano are much smaller than in the previous year and the average rate per acre comes to Rs. 3-7 as against Rs. 5-8 in 1913-14.

#### 14. Coercive processes.

*(Appendix V.)*

There was an increase of 5,017 in the number of notices issued under section 152 of the Land Revenue Code, which was contributed by all the districts except Thar and Párkar where the decrease is due to the suspension of kharif instalments in the Desert tract. The increase in the Sukkur district is due partly to several khatedars having left their homes on account of the outbreak of plague and partly to the anticipated rise in the price of wheat which tempted some khatedars to keep their stocks in hand for some time and made them unwilling to dispose of them. The increase in the Lárkána district is due to extension of cultivation in the barani tracts where the khatedars being generally poor and illiterate have regularly to be reminded of the dates of payment. The increase in the Nawabshah and Hyderabad districts was due to the tightness of the money market and the fall in the price of cotton. In the remaining two districts the increase was small and calls for no comment. The same causes account for the increase or decrease under column 3-A.

An extensive use was made of the provisions of section 148 in the Upper Sind Frontier district. The Sukkur district also shows an improvement over the previous year. The other districts, on the other hand, show a falling off which is due, in the case of Hyderabad and Lárkána, to prompt payment of land revenue as the result of the experience gained by the zamindars in previous years. In Nawabshah and Thar and Párkar, the provisions of this section were not freely resorted to owing to losses sustained on account of the cotton crisis, while in Karáchi there was no occasion to have free recourse to this section, as in the Sháhbandar division the Government demand was generally paid without any difficulty owing to the excellent crops. There is an increase in the total number of distraints and sales of moveable property under section 154. It is most marked in the case of the Karáchi district where the adoption of severe measures in the case of contumacious defaulters was considered necessary. The figures in column 17, which show an increase of 2,187, represents forfeitures mostly under the fallow rules.

#### 15. Miscellaneous revenue not included in the Talebands.

The total realizations under this head amounted to Rs. 1,15,344 as against Rs. 1,10,479 in the previous year. The increase is due to a rise in the receipts on account of interest on advances under the takávi Acts.

## APPENDIX

DISTRICT

(Vide paragraphs

Contrasted statement exhibiting the gross and net land revenue of the province of Sind for the revenue and of the balances outstanding on account of the year under

| No. | Name of Taluka.       | No. of Villages. |            |        | 1914-1915, year |   |  |             |   |                                |
|-----|-----------------------|------------------|------------|--------|-----------------|---|--|-------------|---|--------------------------------|
|     |                       | Government.      | Alienated. | Total. | Gross Revenue.  | Deduct Assessment.  |  | Remainder.  | Deductions on account of net alienations. | Remainder. Government Revenue. |
|     |                       |                  |            |        |                 | Of land not available for cultivation (i.e., for public and special purposes, &c.). | Of fallow area exempt from assessment. |             |   |                                |
| 1   | 2                     | 3                | 4          | 5      | 6               | 7   | 7a                                     | 8           | 9   | 10                             |
|     |                       |                  |            |        | Rs.             |   | Rs.                                    | Rs.         | Rs.                                       | Rs.                            |
| 1   | Upper Sind Frontier.  | 423              | 6          | 429    | 31,69,526       | ...   | 10,36,127                              | 21,33,399   | 1,13,538                                  | 20,19,861                      |
| 2   | Sukkur ...            | 683              | 29         | 712    | 57,53,680       | ...   | 10,08,779                              | 47,44,901   | 4,79,780                                  | 42,65,121                      |
| 3   | Larkana ...           | 732              | 21         | 753    | 75,44,132       | ...   | 9,13,895                               | 66,30,237   | 8,90,160                                  | 57,40,077                      |
| 4   | Nawabshah ...         | 745              | 16         | 761    | 48,76,485       | ...   | 19,59,583                              | 29,16,902   | 1,99,708                                  | 27,17,194                      |
| 5   | Hyderabad ...         | 852              | 73         | 925    | 59,32,014       | ...   | 13,89,023                              | 45,42,991   | 5,90,954                                  | 39,52,037                      |
| 6   | Thar and Parkar ...   | 960              | 2          | 962    | 62,56,167       | ...   | 23,41,222                              | 39,14,945   | 80,929                                    | 38,34,016                      |
| 7   | Karachi ...           | 787              | 10         | 797    | 31,79,382       | ...   | 8,99,907                               | 27,79,475   | 1,57,128                                  | 26,22,347                      |
|     | Total for 1914-15 ... | 5,182            | 157        | 5,339  | 3,67,11,386     | ...   | 90,48,536                              | 2,76,62,850 | 25,12,197                                 | 2,51,50,653                    |
|     | Total for 1913-14 ... | 5,099            | 160        | 5,259  | 3,60,53,326     | ...   | 91,86,464                              | 2,68,66,862 | 25,18,028                                 | 2,43,48,834                    |

No. I.

FORM No. 1.

3 to 11.)

years 1913-14 and 1914-15, together with the amount of realisations, remissions and sums written off, report and previous years, up to the 1st August of each year.

under report.

| Deduct Assessment of        |  | Remainder.  | Details.  |  | Add miscellane-ous land revenue as in Taleband. | Total.      | Deduct Hakabo and water cess credited to Irrigation Department. |                       | Remainder land revenue. |
|-----------------------------|--|-------------|---|--|---|-------------|---|-----------------------|-------------------------|
| Unoccupied cultivable land. | Land free or specially reduced (including Huri and Kocha). |             | Revenue proper, being assessment on Government lands. | Revenue from alienated lands (including village cess). |   |             | Amount of Hakabo.   | Amount of water cess. |                         |
| 11                          | 12   | 13          | 14  | 15   | 16  | 17          | 18  | 18a                   | 19                      |
| Rs.                         | Rs.  | Rs.         | Rs.   | Rs.  | Rs.   | Rs.         | Rs.   | ...                   | Rs.                     |
| 6,66,654                    | 469  | 13,52,744   | 13,51,321   | 1,423  | 31,868  | 13,84,632   | 1,748   | ...                   | 13,82,884               |
| 26,16,717                   | 5,008  | 16,43,396   | 16,27,845   | 15,551   | 61,527  | 17,04,923   | 13,924  | ...                   | 16,90,999               |
| 26,61,701                   | 3,000  | 30,75,376   | 30,62,123   | 13,253   | 58,780  | 31,34,156   | 12,091  | ...                   | 31,22,065               |
| 11,59,257                   | 6,079  | 15,51,858   | 15,44,440   | 7,418  | 74,222  | 16,26,080   | 7,418   | ...                   | 16,18,662               |
| 23,07,868                   | 1,251  | 16,42,918   | 15,98,634   | 44,284   | 1,08,237  | 17,51,155   | 43,782  | ...                   | 17,07,373               |
| 21,99,372                   | 16,575   | 16,18,069   | 16,13,733   | 4,336  | 1,56,518  | 17,74,587   | 4,386   | ...                   | 17,70,251               |
| 18,71,167                   | 485  | 7,50,695    | 7,46,695  | 4,000  | 1,08,570  | 8,59,265    | 4,000   | ...                   | 8,55,265                |
| 1,34,82,736                 | 32,861   | 1,16,35,056 | 1,15,44,791   | 90,265   | 5,99,742  | 1,22,34,798 | 87,299  | ...                   | 1,21,47,499             |
| 1,33,95,527                 | 42,411   | 1,09,10,896 | 1,08,26,953   | 83,943   | 6,86,528  | 1,15,97,424 | 80,760  | ...                   | 1,15,16,664             |

|   |                    |
|---|--------------------|
|   | Rs.                |
| * Assessment on unoccupied assessed lands ... | 43,27,225          |
| Do. do. unassessed lands ...                  | 91,55,511          |
| Total ...                                     | <u>1,34,82,736</u> |

|   |                    |
|---|--------------------|
|   | Rs.                |
| † Assessment on unoccupied assessed lands ... | 42,39,366          |
| Do. do. unassessed lands...                   | 91,56,161          |
| Total ...                                     | <u>1,33,95,527</u> |

|                               |                          | 1914-1915, 1915-1916  |  |   |   |            |                             |                             |               |     |
|-------------------------------|--------------------------|---|--|---|---|------------|-----------------------------|-----------------------------|---------------|-----|
| No.                           | Name of Talu a.          | Total reductions on account of revision settlements and remissions. | Balance revenue for collection on account of current year. | Balance on account of former years outstanding at the end of last year. | Deduct irrecoverable balances written off on account of former years. | Remainder. | Total of columns 21 and 24. | Realisations†               |               |     |
|                               |                          |   |  |   |   |            |                             | On account of current year. |               |     |
|                               |                          |   |  |   |   |            |                             | Land Revenue.               | Village Cess. |     |
| Rayati (Government villages). | Ināsi (Alien or village) |   |  |   |   |            |                             |                             |               |     |
| 1                             | 2                        | 20  | 21   | 22  | 23  | 24         | 25                          | 26                          | 27            | 28  |
|                               |                          | Rs.   | Rs.  | Rs.   | Rs.   | Rs.        | Rs.                         | Rs.                         | Rs.           | Rs. |
| 1                             | Upper Sind Frontier.     | 87,385  | 12,95,499  | 19,566  | 963   | 18,603     | 13,14,102                   | 12,89,339                   | ...           | ... |
| 2                             | Sukkur ...               | 28,878  | 16,62,121  | 35,438  | 3,580   | 31,858     | 16,93,979                   | 16,53,151                   | ...           | ... |
| 3                             | Lārkāna ...              | 2,89,390  | 28,32,675  | 59,693  | 29,282  | 30,411     | 28,63,086                   | 28,09,641                   | ...           | ... |
| 4                             | Nawabshah ...            | 1,18,025  | 15,00,637  | *74,047   | 10,317  | 63,730     | 15,64,367                   | 14,03,657                   | ...           | ... |
| 5                             | Hyderabad ...            | 57,687  | 16,49,686  | 89,610  | 8,231   | 81,379     | 17,31,065                   | 15,84,807                   | ...           | ... |
| 6                             | Thar and Pārkar ...      | 64,880  | 17,05,371  | 37,189  | 4,073   | 33,116     | 17,38,487                   | 15,35,292                   | ...           | ... |
| 7                             | Karāchi ...              | 1,24,092  | 7,31,173   | 73,958  | 10,379  | 63,579     | 7,94,752                    | 7,12,632                    | ...           | ... |
|                               | Total for 1914-15...     | 7,70,337  | 1,13,77,162  | 3,89,501  | 66,825  | 3,22,676   | 1,16,99,838                 | 1,00,88,519                 | ...           | ... |
|                               | Total for 1913-14...     | 10,66,052   | 1,05,10,612  | 4,59,411  | 40,239  | 4,19,172   | 1,09,29,784                 | 1,03,34,710                 | ...           | ... |

\* The difference of Rs. 2 in these figures and those shown in column 37 of Appendix I for 1913-14 is due to erroneous figures having been supplied the Collector last year.

|  |     | Rs.         |     | Rs.  |             |
|--|-----|-------------|-----|--|-------------|
| † Total land revenue proper, columns 26 and 29 | ... | 1,11,27,940 | ... | † Total land revenue proper, columns 26 and 29 | 1,05,40,... |
| Collected before 1st April 1915                | ... | 43,34,625   | ... | Collected before 1st April 1914                | 43,09,...   |
| "    after    "                                | ... | 67,93,315   | ... | "    after    "                                | 56,40,...   |
|  |     | 1,11,27,940 |     |  | 1,05,40,... |



No. I—concluded.

FORM No. 1—concluded.

under report.

| 31st July.                  |                               |                             | * Total realisations. | Balances outstanding on the 1st August. |                |                             |                | Total.   | Miscellaneous items not included in the jamábandi. |
|-----------------------------|-------------------------------|-----------------------------|-----------------------|---|----------------|-----------------------------|----------------|----------|--|
| On account of former years. |                               |                             |                       | On account of year under report.        |                | On account of former years. |                |          |  |
| Land Revenue.               | Village Cess.                 |                             |                       | Suspended.                              | Not suspended. | Suspended.                  | Not suspended. |          |  |
|                             | Rayati (Government villages). | Inámi (Alienated villages). |                       |   |                |                             |                |          |  |
| 29                          | 30                            | 31                          | 32                    | 33                                      | 34             | 35                          | 36             | 37       | 38   |
| Rs.                         | Rs.                           | Rs.                         | Rs.                   | Rs.                                     | Rs.            | Rs.                         | Rs.            | Rs.      | Rs.  |
| 9,905                       | ...                           | ...                         | 12,99,244             | 2,523                                   | 3,637          | 447                         | 8,251          | 14,856   | 1,443  |
| 12,776                      | ...                           | ...                         | 16,65,927             | 761                                     | 8,209          | 1,523                       | 17,559         | 28,052   | 4,395  |
| 12,419                      | ...                           | ...                         | 28,22,060             | 3,546                                   | 19,489         | 4,049                       | 13,942         | 41,026   | 1,834  |
| 28,346                      | ...                           | ...                         | 14,32,003             | 74,601                                  | 22,379         | 10,408                      | 24,976         | 1,32,364 | 27,104   |
| 33,535                      | ...                           | ...                         | 16,18,342§            | 10,483                                  | 54,430         | 28,225                      | 19,585         | 1,12,723 | 1,946  |
| 17,458                      | ...                           | ...                         | 15,52,750             | 1,55,717                                | 14,362         | 399                         | 15,259         | 1,85,737 | 2,336  |
| 24,982                      | ...                           | ...                         | 7,37,614              | 11,570                                  | 6,971          | 20,553                      | 18,044         | 57,188   | ¶1,652   |
| 1,39,421                    | ...                           | ...                         | 1,11,27,940           | 2,59,201                                | 1,29,477       | 65,604                      | 1,17,616       | 5,71,898 | 40,710   |
| 2,05,575                    | ...                           | ...                         | 1,05,40,285           | 44,816                                  | 1,31,086       | 75,344                      | 1,38,253       | 3,89,499 | ** 15,527  |

§ This is exclusive of Rs. 1,006 recovered on account of future years.

¶ Rs. 1,995 extra were recovered at the Huzur Treasury direct.

|  | Rs.    |
|--|--------|
| Total miscellaneous items not included in Jama-bandi for 1914-15 ... | 40,710 |
| Collected before 1st April 1915 ...                                  | 28,220 |
| “ after “ ...  | 12,490 |
| Total ...  | 40,710 |

|   | Rs.    |
|---|--------|
| ** Total miscellaneous items not included in Jama-bandi for 1913-14 ... | 15,527 |
| Collected before 1st April 1914 ...                                     | 8,989  |
| “ after “ ...   | 6,538  |
| Total ...   | 15,527 |

## APPENDIX No. II.

## DISTRICT FORM No. 3.

*Analytical statement of balances outstanding on the 1st August 1915 on account of the land revenue in the province of Sind as shown in columns 33 to 37 of District Form No. 1 for land revenue year 1914-15.*

| Serial No. | Name of District.     | Balances on account of the year under report. | Balances on account of previous years. | Total.   | Amount recoverable. | Amount irrecoverable. | Amount as to which it is doubtful whether it is recoverable or not. | Remarks. |
|------------|-----------------------|---|--|----------|---------------------|-----------------------|---|----------|
| 1          | 2                     | 3   | 4                                      | 5        | 6                   | 7                     | 8   | 9        |
|            |                       | Rs.   | Rs.                                    | Rs.      | Rs.                 | Rs.                   | Rs.   |          |
| 1          | Upper Sind Frontier . | 6,160   | 8,698                                  | 14,858   | 14,842              | 16                    | ...   |          |
| 2          | Sukkur ...            | 8,970   | 19,082                                 | 28,052   | 27,874              | 178                   | ...   |          |
| 3          | Lárkána . . . . .     | 23,035  | 17,991                                 | 41,026   | 40,697              | 171                   | 158   |          |
| 4          | Nawabshah ...         | 96,980  | 35,384                                 | 1,32,364 | 1,31,487            | 877                   | ...   |          |
| 5          | Hyderabad ...         | 64,913  | 47,810                                 | 1,12,723 | 1,12,723            | ...                   | ...   |          |
| 6          | 'Thar and Párkar ...  | 1,70,079                                      | 15,658                                 | 1,85,737 | 1,85,737            | ...                   | ...   |          |
| 7          | Karáchi . . . . .     | 18,541  | 38,597                                 | 57,138   | 57,099              | 39                    | ...   |          |
|            | Total ...             | 3,88,678                                      | 1,83,220                               | 5,71,898 | 5,70,459            | 1,281                 | 158   |          |

APPENDIX III.

## APPENDIX

DISTRICT

(Vide para

Statement showing the takdvi advances made during the year 1914-15 in the Province

| Serial No. | Name of District.       | Amount for Collection.   |   | Outstanding balance on 1st August (column 10 of last year's District Revenue Return No. 4). |           |           |
|------------|-------------------------|--|---|---|-----------|-----------|
|            |                         | Unauthorized arrears (column 11 of last year's District Revenue Return No. 4.) | Current demand (columns 16 and 17 of Taluka Form No. 15). | Principal.  | Interest. | Total.    |
| 1          | 2                       | 3  | 4   | 5   |           |           |
|            |                         | Rs.  | Rs.   | Rs.   | Rs.       | Rs.       |
| 1          | Upper Sind Frontier ... | 18,246   | 1,16,769  | 1,31,457  | 11,407    | 1,42,864  |
| 2          | Sukkur ...              | 30,437*  | 1,20,678  | 3,89,710  | 12,806    | 4,02,516† |
| 3          | Lárkána ...             | 52,063   | 2,04,433  | 4,84,320  | 1,19,236  | 6,03,556† |
| 4          | Nawábshah ...           | 60,445   | 1,65,786  | 3,19,612  | 30,783    | 3,50,395† |
| 5          | Hyderabad ...           | 29,361   | 1,31,560  | 1,65,753  | 12,313    | 1,78,066  |
| 6          | Thar and Párkar ...     | 34,192   | 1,39,426  | 1,46,771  | 2,752     | 1,49,523† |
| 7          | Karáchi ...             | 56,828   | 2,12,569  | 2,86,649  | 23,650    | 3,10,299  |
|            | Total ...               | 2,81,572   | 10,91,221   | 19,24,272   | 2,12,947  | 21,37,219 |

| Serial No. | Name of District.       | Amounts repaid or recovered. |           |           | Amounts remitted or written off or demands cancelled. |           |        |
|------------|-------------------------|------------------------------|-----------|-----------|---|-----------|--------|
|            |                         | Principal.                   | Interest. | Total.    | Principal.  | Interest. | Total. |
| 1          | 2                       | 8                            |           |           | 9   |           |        |
|            |                         | Rs.                          | Rs.       | Rs.       | Rs.   | Rs.       | Rs.    |
| 1          | Upper Sind Frontier ... | 1,14,759†                    | 8,402     | 1,23,161  | 525   | 264       | 789    |
| 2          | Sukkur ...              | 1,25,824§                    | 27,435    | 1,53,309  | 1,072   | 247       | 1,319  |
| 3          | Lárkána ...             | 1,66,972                     | 28,366    | 1,95,338  | 1,180   | 244       | 1,424  |
| 4          | Nawábshah ...           | 1,48,719                     | 15,006    | 1,63,725  | 7,411   | 1,902     | 9,313  |
| 5          | Hyderabad ...           | 1,16,667                     | 9,813     | 1,26,480  | 75  | 20        | 95     |
| 6          | Thar and Párkar ...     | 1,15,252                     | 6,605     | 1,21,857  | 18,451  | 126       | 18,577 |
| 7          | Karáchi ...             | 1,63,409                     | 18,681    | 1,82,090  | ...   | ...       | ...    |
|            | Total ...               | 9,51,602                     | 1,14,358  | 10,65,960 | 28,714  | 2,803     | 31,517 |

## No. III.

FORM No. 4.

graph 12.)

of Sind and the progress of the recovery of outstanding balance of advances.

| Amount borrowed or debited during the year. |              |               | Total of columns 5 and 6. |               |                 |
|---|--------------|---------------|---------------------------|---------------|-----------------|
| Principal.                                  | Interest.    | Total.        | Principal.                | Interest.     | Total.          |
| 6   |              |               | 7                         |               |                 |
| Rs.<br>91,428                               | Rs.<br>6,089 | Rs.<br>97,517 | Rs.<br>2,22,885           | Rs.<br>17,496 | Rs.<br>2,40,381 |
| 83,777                                      | 25,091       | 1,08,868      | 4,73,487                  | 37,897        | 5,11,384        |
| 1,08,810                                    | 15,708       | 1,24,518      | 5,98,130                  | 1,34,944      | 7,28,074        |
| 1,78,204                                    | 16,526       | 1,94,730      | 4,97,816                  | 47,309        | 5,45,125        |
| 1,23,771                                    | 6,493        | 1,30,264      | 2,89,524                  | 18,806        | 3,08,330        |
| 1,76,086                                    | 6,875        | 1,82,911      | 3,22,807                  | 9,627         | 3,32,434        |
| 1,44,211                                    | 13,153       | 1,57,364      | 4,30,860                  | 36,803        | 4,67,663        |
| 9,06,237                                    | 89,935       | 9,96,172      | 28,30,509                 | 3,02,882      | 31,33,391       |

| Outstanding balance on 31st July<br>(column 7 minus total of<br>columns 8 and 9). |              |                 | Un-<br>authorized<br>arrears<br>(total of<br>columns 3<br>and 4 minus<br>total of<br>columns 8<br>and 12<br>and<br>remissions<br>in respect<br>of current<br>demand.) | Suspensions. | Overpayments not shown<br>in column 8 and which<br>are taken to deposit. |  |   | Remarks.  |
|---|--------------|-----------------|---|--------------|--|--|---|---|
| Principal.  | Interest.    | Total.          |   |              | Already<br>refunded.   | Remain-<br>ing to<br>be re-<br>funded. | Petty<br>amounts<br>credited<br>to Gov-<br>ernment. |   |
| 10  |              |                 | 11  | 12           | 13   |  |   | 14  |
| Rs.<br>1,07,601   | Rs.<br>8,830 | Rs.<br>1,16,431 | Rs.<br>6,373  | Rs.<br>6,652 | Rs.<br>184   | Rs.<br>95                              | Rs.<br>...  | <p>* The difference between this figure and that shown in column 11 of last year's form is due to erroneous figures having been supplied by the Collector last year.</p> <p>† The figures shown in column 10 of the last year's form were incorrect.</p> <p>‡ This figure includes Rs. 1,960 on account of instalments due in future years which were recovered in advance.</p> <p>§ Out of these Rs. 1,603 were recovered on account of future years.</p> <p>¶ This figure is exclusive of interest.</p> |
| 3,46,591  | 10,165       | 3,56,756        | 20,130  | 5,692        | ...  | 245                                    | ...   |   |
| 4,24,978  | 1,06,334     | 5,31,312        | 44,229  | 15,505       | 895  | 755                                    | ...   |   |
| 3,41,686  | 30,401       | 3,72,087        | 23,905  | 49,606       | 101  | 53                                     | ...   |   |
| 1,72,782  | 8,973        | 1,81,755        | 27,358  | 6,988        | ...  | 9                                      | ...   |   |
| 1,89,104  | 2,896        | 1,92,000        | 12,039  | 21,145       | 10   | 83                                     | ...   |   |
| 2,67,451  | 18,122       | 2,85,573        | 28,498  | 58,809       | 246  | 69                                     | ...   |   |
| 8,50,193  | 1,85,721     | 20,35,914       | 1,62,532  | 1,64,397     | 1,456  | 1,309                                  | ...   |   |

## Comparative statement showing lands assessed and unassessed, occupied and unoccupied

| No. | Name of District.       | Total area. | Deduct.                     |                    |                                      |        |                                     |                       | Total.     |
|-----|-------------------------|-------------|-----------------------------|--------------------|--------------------------------------|--------|-------------------------------------|-----------------------|------------|
|     |                         |             | Unassessed cultivable land. | Uncultivable land. | Land set apart for special purposes. |        | Land set apart for public purposes. | Land eroded by river. |            |
|     |                         |             |                             |                    | Forest.                              | Other. |                                     |                       |            |
| 1   | 2                       | 3           | 4                           | 5                  | 6                                    |        | 7                                   | 8                     | 9          |
|     |                         | Acres.      | Acres.                      | Acres.             | Acres.                               | Acres. | Acres.                              | Acres.                | Acres.     |
| 1   | Upper Sind Frontier     | 1,715,369   | 151,035                     | 335,753            | 25,685                               | 4,126  | 23,603                              | 86,305                | 627,007    |
| 2   | Sukkur ... ..           | 3,582,474   | 684,856                     | 1,304,367          | 249,968                              | 1,541  | 37,335                              | 57,378                | 2,285,445  |
| 3   | Lárkána ... ..          | 3,235,522   | 642,478                     | 699,501            | 59,377                               | 929    | 47,817                              | 34,573                | 1,484,675  |
| 4   | Nawábshah ... ..        | 2,488,069   | 148,847                     | 594,017            | 59,736                               | 2,562  | 48,512                              | 70,305                | 953,979    |
| 5   | Hyderabad ... ..        | 2,827,252   | 553,274                     | 407,922            | 64,496                               | 2,154  | 42,756                              | 5,480                 | 1,076,082  |
| 6   | Thar and Párkar ... ..  | 3,727,536   | 1,507,896                   | 4,556,579          | 43,128                               | 8,411  | 51,417                              | ...                   | 6,167,431  |
| 7   | Karáchi ... ..          | 7,513,209   | 1,079,103                   | 5,210,056          | 151,905                              | 30,643 | 52,437                              | 23,339                | 6,547,483  |
|     | Total for 1914-1915 ... | 30,089,431  | 4,717,489                   | 13,108,195         | 684,295                              | 50,366 | 303,877                             | 277,880               | 19,142,102 |
|     | Total for 1913-1914 ... | 30,277,437  | 4,065,239                   | 14,067,716         | 689,919                              | 52,954 | 297,931                             | 262,129               | 19,435,888 |

No. IV.

Form No. 5.

graph 13).

in the Province of Sind during the year 1914-15 and the previous year.

REPORT, 1914-1915.

| Remainder—<br>cultivable<br>assessed. | Deduct.                                    |                                       | Remainder—<br>occupied<br>assessed land. | Assessment<br>and<br>quit-rent. | Details.    |             |            |                        | Remarks. |
|---------------------------------------|--|---------------------------------------|--|---------------------------------|-------------|-------------|------------|------------------------|----------|
|                                       | Unoccupied<br>cultivable<br>assessed land. | Land free or<br>specially<br>reduced. |  |                                 | Government. |             | Alienated. |                        |          |
|                                       |  |                                       |  |                                 | Area.       | Government. | Area.      | Government<br>Revenue. |          |
| 10                                    | 11   | 12                                    | 13                                       | 14                              | 15          | 16          | 17         | 18                     | 19       |
| Acres.                                | Acres.                                     | Acres.                                | Acres.                                   | Rs.                             | Acres.      | Rs.         | Acres.     | Rs.                    |          |
| 1,088,362                             | 99,697                                     | 159                                   | 988,506                                  | 13,52,744                       | 940,993     | 13,50,996   | 47,513     | 1,748                  |          |
| 1,297,029                             | 207,786                                    | 274                                   | 1,088,969                                | 16,36,770                       | 786,354     | 16,27,845   | 302,615    | 8,925                  |          |
| 1,750,847                             | 257,396                                    | 997                                   | 1,492,454                                | 30,75,376                       | 1,180,982   | 30,62,128   | 311,472    | 13,253                 |          |
| 1,534,090                             | 246,866                                    | 4,099                                 | 1,288,125                                | 15,51,859                       | 1,195,822   | 15,44,135   | 87,303     | 7,724                  |          |
| 1,751,170                             | 354,652                                    | 2,060                                 | 1,394,458                                | 16,42,918                       | 1,097,642   | 15,98,634   | 296,816    | 44,284                 |          |
| 2,560,105                             | 253,658                                    | 8,310                                 | 2,298,137                                | 16,18,069                       | 2,235,570   | 16,13,733   | 62,567     | 4,336                  |          |
| 965,726                               | 131,758                                    | 643                                   | 833,325                                  | 7,50,699                        | 734,861     | 7,46,695    | 98,464     | 4,004                  |          |
| 10,947,329                            | 1,551,813                                  | 16,542                                | 9,378,974                                | 1,16,28,435                     | 8,172,224   | 1,15,44,161 | 1,206,750  | 84,274                 |          |
| 0,841,549                             | 1,495,670                                  | 17,435                                | 9,328,444                                | 1,09,05,415                     | 8,118,534   | 1,08,26,694 | 1,209,910  | 78,721                 |          |

## APPENDIX

DISTRICT

(Vide para

Statement showing the coercive processes adopted for the realization of land revenue and the

| No. | District.               | NOTICE UNDER SECTION 152,<br>BOMBAY ACT V OF 1879. |                                    |  |  | PENALTY UNDER<br>SECTION 148.                               |  |                                    | DISTRRAINT AND<br>PROPERTY                                  |   |
|-----|-------------------------|--|------------------------------------|--|--|---|--|------------------------------------|---|---|
|     |                         | Number<br>of notices<br>issued.                    | Number<br>of<br>notices<br>served. | Amount of<br>arrears for<br>which notices<br>issued. | Amount of<br>notice fees<br>recovered. | Number<br>of indivi-<br>duals<br>proceed-<br>ed<br>against. | Amount of<br>arrears for<br>which<br>penalty was<br>imposed. | Amount<br>of penalty<br>recovered. | Number<br>of indivi-<br>duals<br>proceed-<br>ed<br>against. | Arrears on<br>account<br>of which<br>distrain-<br>ment was<br>resort-<br>ed to. |
| 1   | 2                       | 3  | 3a                                 | 4  | 5                                      | 6   | 7  | 8                                  | 9   | 10  |
|     |                         |  |                                    | Rs.  | Rs.                                    |   | Rs.  | Rs.                                |   | Rs.   |
| 1   | Upper Sind Frontier ... | 4,186  | 4,186                              | 2,55,221   | 1,911                                  | 1,438   | 75,362   | 1,692                              | 15  | 1,680   |
| 2   | Sukkur ...              | 13,102   | 13,102                             | 3,11,841   | 5,457                                  | 76  | 1,388  | 55                                 | 4   | 210   |
| 3   | Larkana ...             | 19,808   | 19,777                             | 3,56,961   | 8,217                                  | 3,374   | 73,833   | 9,927                              | 20  | 1,865   |
| 4   | Nawabshah ...           | 10,149   | 10,086                             | 4,26,028   | 4,831                                  | 1   | 231  | 5                                  | 72  | 8,836   |
| 5   | Hyderabad ...           | 13,128   | 12,826                             | 4,46,665   | 6,162                                  | 3,219   | 1,00,327   | 6,894                              | 31  | 4,884   |
| 6   | Thar and Parkar ...     | 12,781   | 12,702                             | 4,15,067   | 5,304                                  | 212   | 13,274   | 1,359                              | 80  | 11,607  |
| 7   | Karachi ...             | 7,891  | 7,891                              | 2,59,391   | 3,220                                  | 30  | 697  | 55                                 | 162   | 11,914  |
|     | Total ...               | 80,995   | 80,570                             | 24,71,174  | 34,602                                 | 8,345   | 2,65,112   | 19,987                             | 381   | 40,996  |



No. V.

FORM No. 9.

graph 14.)

results thereof in the province of Sind during the year 1913-14.

| SALE OF MOVEABLE<br>UNDER SECTION 154.                        |                                | SALE OF IMMOVEABLE PRO-<br>PERTY OTHER THAN LA<br>UNDER SECTION 155. |   |                                | FORFEITURE AND SALE OF THE OCCUPANCY UNDER SECTION 153. |   |  |  |             |  |                  |                                |
|---|--------------------------------|--|---|--------------------------------|---|---|--|--|-------------|--|------------------|--------------------------------|
| Arrears on<br>account<br>of which<br>sale was<br>resorted to. | Amount<br>realized<br>by sale. | Number<br>of indi-<br>viduals<br>proceed-<br>ed<br>against.          | Arrears on<br>account<br>of which<br>sale was<br>resorted to. | Amount<br>realized<br>by sale. | Number of<br>notices.                                   | Number of<br>individuals<br>proceeded<br>against. | Arrears on<br>account<br>of which<br>forfeiture<br>was<br>resorted to. | Occupancy of land<br>declared forfeited. |             | Occupancy of land<br>sold to the public. |                  | Amount<br>realized<br>by sale. |
|   |                                |  |   |                                |   |   |  | Area.                                    | Assessment. | Area.                                    | Assess-<br>ment. |                                |
| 11  | 12                             | 13   | 14  | 15                             | 16  | 17  | 18   | 19                                       | 20          | 21                                       | 22               | 23                             |
| Rs.   | Rs.                            |  | Rs.   | Rs.                            |   |   | Rs.  | Acres.                                   | Rs.         | Acres.                                   | Rs.              | Rs.                            |
| 1,127   | 897                            | 2  | 239   | 290                            | 129   | 129   | 8,463  | 2,600                                    | 5,786       | 101                                      | 846              | 3,181                          |
| 96  | 121                            | ...  | ...   | ...                            | 453   | 453   | 8,414  | 2,520                                    | 7,478       | 65                                       | 189              | 1,396                          |
| 1,256   | 714                            | ...  | ...   | ...                            | 1,489   | 1,489   | 33,385   | 10,584                                   | 31,911      | 6  | ...              | 168                            |
| 3,801   | 1,152                          | 6  | 411   | 411                            | 1,377   | 930   | 61,696   | 9,755                                    | 25,823      | ...                                      | ...              | ...                            |
| 757   | 502                            | 1  | 582   | 8                              | 3,076   | 3,076   | 1,07,133   | 36,099                                   | 85,340      | ...                                      | ...              | ...                            |
| 2,706   | 1,118                          | ...  | ...   | ...                            | 1,566   | 1,303   | 45,915   | 11,368                                   | 36,166      | ...                                      | ...              | ...                            |
| 1,483   | 792                            | ...  | ...   | ...                            | 1,050   | 1,050   | 32,651   | 12,022                                   | 22,209      | 10                                       | 128              | 140                            |
| 11,286  | 5,206                          | 9  | 1,232   | 709                            | 9,140   | 8,430   | 2,97,657   | 84,948                                   | 2,14,713    | 182                                      | 1,163            | 4,885                          |

## APPENDIX No. V—concluded.

## DISTRICT FORM No. 9—concluded.

| No. | District.               | FORFEITURE AND SALE OF THE OCCUPANCY<br>UNDER SECTION 153—concluded. |             |   |             | ARREST AND IMPRISONMENT<br>UNDER SECTION 157.        |   |   | REMARKS |
|-----|-------------------------|--|-------------|---|-------------|--|---|---|---------|
|     |                         | Forfeited land returned<br>to defaulters.                            |             | Occupancy of land remain-<br>ing with Government. |             | Number<br>of persons<br>arrested<br>and<br>detained. | Number<br>of persons<br>imprisoned<br>in the<br>Civil Jail. | Amount<br>of arrears<br>for which<br>process<br>issued. |         |
|     |                         | Area.  | Assessment. | Area.   | Assessment. |  |   |   |         |
| 1   | 2                       | 24   | 25          | 26  | 27          | 28   | 29  | 30  | 31      |
|     |                         | Acres.   | Rs.         | Acres.  | Rs.         |  |   | Rs.   |         |
| 1   | Upper Sind Frontier ... | 19   | ...         | 2,480   | 4,940       | ...  | ...   | ...   |         |
| 2   | Sukkur ... ..           | 108  | 446         | 2,347   | 6,843       | ...  | ...   | ...   |         |
| 3   | Lárkána ... ..          | 6,701  | 20,218      | 3,877   | 11,693      | ...  | ...   | ...   |         |
| 4   | Nawábshah ... ..        | ...  | ...         | 9,755   | 25,823      | 1  | 1   | 684   |         |
| 5   | Hyderabad ... ..        | 9,144  | 20,772      | 26,955  | 64,568      | ...  | ...   | ...   |         |
| 6   | Thar and Párkar ... ..  | 823  | 2,416       | 10,545  | 33,750      | ...  | ...   | ...   |         |
| 7   | Karáchi ... ..          | ...  | ...         | 12,012  | 22,081      | ...  | ...   | ...   |         |
|     | Total ...               | 16,795   | 43,852      | 67,971  | 1,69,698    | 1  | 1   | 684   |         |

## STATEMENT A.

(Vide paragraph 10.)

| Details.   | AMOUNT.             |                   |                  |                   |                           |                 |
|--|---------------------|-------------------|------------------|-------------------|---------------------------|-----------------|
|  | Hyderabad district. | Karachi district. | Sukkur district. | Larkana district. | Thar and Parkar district. | Total.          |
|  | Rs. a. p.           | Rs. a. p.         | Rs. a. p.        | Rs. a. p.         | Rs. a. p.                 | Rs. a. p.       |
| Total figures given by the Accountant General in his monthly returns of land revenue collections ... | 30,88,309 7 0       | 7,43,481 0 4      | 29,73,867 5 2    | 28,27,233 4 5     | 15,55,442 15 5            | 1,11,88,384 0 4 |
| Total figures shown in Appendix No. I, columns 26, 29 and 38 combined ...                            | 30,80,401 10 6      | 7,39,266 2 5      | 29,71,008 4 8    | 28,23,928 5 5     | 15,55,036 2 6             | 1,11,69,690 9 6 |
| Increase or decrease in the Accountant General's books ...   | + 7,907 12 6        | + 4,214 13 11     | + 2,859 0 6      | + 3,354 15 0      | + 356 12 11               | + 18,693 6 10   |
| <i>Mores—</i>  |                     |                   |                  |                   |                           |                 |
| 1. Adjustment of errors ...  | 62,685 11 1         | .....             | 990 0 6          | 314 9 6           | 455 14 4                  | 64,446 3 5      |
| 2. Over-collections ...  | 7,965 11 6          | 3,738 4 5         | 2,270 3 0        | 4,063 11 0        | 1,570 0 7                 | 19,597 14 6     |
| 3. Collections on account of future years ...  | .....               | 374 13 0          | .....            | .....             | .....                     | 374 13 0        |
| 4. Recoveries on account of boundary marks and other items not included in Appendix I ...            | .....               | 1,994 15 9        | .....            | .....             | .....                     | 1,994 15 9      |
| Total ...  | 70,641 6 7          | 6,108 1 2         | 3,260 3 6        | 4,378 4 6         | 2,025 14 11               | 86,413 14 8     |
| <i>Less—</i>   |                     |                   |                  |                   |                           |                 |
| 1. Adjustment of errors ...  | 62,733 10 1         | 1,104 15 3        | 401 3 0          | 1,023 5 6         | 1,472 8 0                 | 66,795 9 10     |
| 2. Collections on account of current year made during last year ...                                  | .....               | 728 4 0           | .....            | .....             | 196 10 0                  | 924 14 0        |
| Total ...  | 62,733 10 1         | 1,833 3 3         | 401 3 0          | 1,023 5 6         | 1,669 2 0                 | 67,720 7 10     |
| Net ...  | + 7,907 12 6        | + 4,214 13 11     | + 2,859 0 6      | + 3,354 15 0      | + 356 12 11               | + 18,693 6 10   |

## STATEMENT B.

(Vide paragraph 11.)

| Causes.   | AMOUNT.                       |                  |                   |                     |                     |                   |                           |          |
|---|-------------------------------|------------------|-------------------|---------------------|---------------------|-------------------|---------------------------|----------|
|   | Upper Sind Frontier district. | Sukkur district. | Larkana district. | Hyderabad district. | Nawabshah district. | Karachi district. | Thar and Parkar district. | Total.   |
|   | Rs.                           | Rs.              | Rs.               | Rs.                 | Rs.                 | Rs.               | Rs.                       | Rs.      |
| 1. Due from the estates that are under the Manager, Incumbered Estates and Court of Wards in Sind ... | 8,235                         | 15,603           | 11,106            | 8,462               | 17,732              | 12,088            | 13,834                    | 87,065   |
| 2. Under postponement granted for sufficient reasons ...  | 447                           | 1,523            | 4,049             | 28,225              | 10,408              | 20,553            | 399                       | 65,604   |
| 3. Under correspondence for postponement ...  | ...                           | ...              | 170               | ...                 | ...                 | ...               | ...                       | 170      |
| 4. Pending decision whether the amount should be recovered or remitted ...                            | ...                           | ...              | 70                | ...                 | ...                 | ...               | ...                       | 70       |
| 5. Endeavours for recovery being made ...   | ...                           | 1,146            | 2,043             | 10,976              | 5,170               | 5,906             | 985                       | 26,226   |
| 6. On account of minors' estates under the Collector's guardianship ...                               | ...                           | 794              | ...               | ...                 | ...                 | ...               | ...                       | 794      |
| 7. Malkano recoverable in future years ...  | ...                           | ...              | 545               | ...                 | ...                 | ...               | ...                       | 545      |
| Total ...   | 8,682                         | 19,071           | 17,983            | 47,663              | 33,310              | 38,547            | 15,218                    | 1,80,474 |

## STATEMENT C.

(Vide paragraph 12.)

| Causes.  | AMOUNT.                       |                  |                   |                     |                     |                   |                           |          |
|--|-------------------------------|------------------|-------------------|---------------------|---------------------|-------------------|---------------------------|----------|
|  | Upper Sind Frontier district. | Sukkur district. | Larkana district. | Nawabshah district. | Hyderabad district. | Karachi district. | Thar and Parkar district. | Total.   |
|  | Rs.                           | Rs.              | Rs.               | Rs.                 | Rs.                 | Rs.               | Rs.                       | Rs.      |
| 1. Under correspondence for postponement ...   | ...                           | 1,000            | ...               | ...                 | ...                 | ...               | ...                       | 1,000    |
| 2. Due from estates under the protection of the Manager, Incumbered Estates in Sind and the Court of Wards ... | 5,150                         | 11,301           | 14,514            | ...                 | 4,863               | 4,423             | 6,386                     | 46,647   |
| 3. Endeavours for recovery being made ...  | 1,223                         | 7,229            | 27,103            | 23,905              | 22,405              | 24,014            | 4,562                     | 1,10,531 |
| Total ...  | 6,373                         | 19,530           | 41,617            | 23,905              | 27,358              | 28,447            | 10,948                    | 1,58,178 |

## STATEMENT D.

(Vide paragraph 12.)

Statement showing the extent of agricultural loan business of Government for the Province of Sind for the years 1909-10 to 1913-14.

| Year.         | Total amount of advances made. |                            | Balances of advances of previous years' outstanding. |                            | Total.                |                            |
|---------------|--------------------------------|----------------------------|--|----------------------------|-----------------------|----------------------------|
|               | Land Improvement Act.          | Agriculturists' Loans Act. | Land Improvement Act.                                | Agriculturists' Loans Act. | Land Improvement Act. | Agriculturists' Loans Act. |
|               | Rs.                            | Rs.                        | Rs.  | Rs.                        | Rs.                   | Rs.                        |
| 1909-1910 ... | 3,64,299                       | 3,67,593                   | 11,95,265  | 6,48,211                   | 15,59,564             | 10,15,804                  |
| 1910-1911 ... | 4,12,916                       | 4,34,438                   | 12,39,622  | 6,19,639                   | 16,52,538             | 10,54,077                  |
| 1911-1912 ... | 3,67,504                       | 4,30,868                   | 13,05,631  | 6,33,266                   | 16,73,185             | 10,64,134                  |
| 1912-1913 ... | 3,82,577                       | 4,63,569                   |  |                            |                       |                            |
| 1913-1914 ... | 3,55,808                       | 4,61,436                   |  |                            |                       |                            |
|               |                                |                            | 21,25,134  | 19,73,276                  | 29,71,280             | 27,90,520                  |

| Year.         | Total recoveries.     |                            | Amount written off.   |                            | Balance remaining outstanding. |                            | Interest recovered.   |                            |
|---------------|-----------------------|----------------------------|-----------------------|----------------------------|--------------------------------|----------------------------|-----------------------|----------------------------|
|               | Land Improvement Act. | Agriculturists' Loans Act. | Land Improvement Act. | Agriculturists' Loans Act. | Land Improvement Act.          | Agriculturists' Loans Act. | Land Improvement Act. | Agriculturists' Loans Act. |
|               | Rs.                   | Rs.                        | Rs.                   | Rs.                        | Rs.                            | Rs.                        | Rs.                   | Rs.                        |
| 1909-1910 ... | 3,15,549              | 3,90,058                   | 5,670                 | 1,984                      | 12,38,346                      | 6,23,761                   | 52,012                | 35,495                     |
| 1910-1911 ... | 3,41,847              | 4,13,764                   | 10,862                | 3,067                      | 12,99,829                      | 6,37,246                   | 58,237                | 35,892                     |
| 1911-1912 ... | 3,80,332              | 4,18,063                   | 6,775                 | 869                        | 13,36,028                      | 6,45,202                   | 51,869                | 36,823                     |
| 1912-1913 ... |                       |                            |                       |                            |                                |                            |                       |                            |
| 1913-1914 ... |                       |                            |                       |                            |                                |                            |                       |                            |
|               | 9,82,191              | 9,03,745                   | 8,327                 | 4,535                      | 19,80,762                      | 18,82,240                  | 1,25,062              | 1,10,253                   |

*Annual Reports.*

Land Revenue Administration Report, Part I,  
of the Bombay Presidency including Sind,  
for the year 1914-15.

GOVERNMENT OF BOMBAY.

REVENUE DEPARTMENT.

Resolution No. 9024

Bombay Castle, 19th September 1916.

Letter from the Accountant General No. A.C.Loan.—12-7002 dated 27th January 1916—  
Submitting, with reference to paragraph 1 (iv) of Government Resolution, Financial  
Department, No. 431 dated 3rd February 1912, two statements showing the financial  
results of the Land Improvement and Agriculturists' Loans Acts for the revenue  
year 1914-15.

Letter from the Commissioner in Sind No. 413  
dated 23rd February 1916.

Letter from the Commissioner, N. D., No. R.E.V.—  
36 dated 1st March 1916.

Letter from the Commissioner, C. D., No. V.—11  
dated 21st March 1916.

Letter from the Commissioner, S. D., No. 810 dated  
29th March 1916.

} Submitting the Land Revenue Ad-  
} ministration Reports, Part I, of  
} their respective charges for the  
} year 1914-15.

Letter\* from the Commissioner, C. D., No. V.—11 dated 15th May 1916.

RESOLUTION.—The monsoon of 1914-15, which set in early in June, was abundant and well distributed throughout the Presidency proper except in two districts of the Central Division, East Khándesh and Sátára, where the fall was excessive, with the result that, in the former district, the outturn of cotton, the principal kharif crop, was generally below normal, while, in Sátára, the bájri crop on light soils was similarly affected. Elsewhere, a very favourable season resulted in a fully normal outturn of both kharif and rabi crops. In Sind also, with an early and well-maintained inundation, very favourable conditions prevailed everywhere, save in the Tatta division of the Karáchi district and a few scattered tracts, where kharif crops suffered severely from floods. The rainfall was copious and well distributed. Rabi crops, though slightly affected by winds and insects, were generally satisfactory.

2. The statistics in the land revenue returns bear the stamp of a very favourable season. For the Presidency proper the opening current demand amounted to  $328\frac{1}{2}$  lákhs, or  $1\frac{1}{2}$  lákhs less than in 1913-14. In addition, authorised and unauthorised arrears of past years amounted to  $33\frac{1}{2}$  lákhs compared with  $57\frac{1}{2}$  lákhs in the previous year. After remission of  $6\frac{3}{5}$  lákhs and suspension or re-suspension of  $11\frac{4}{5}$  lákhs, compared with 33 lákhs in 1913-14, the amount finally due for collection was  $343\frac{1}{2}$  lákhs, a decrease of  $4\frac{1}{2}$  lákhs.

3. Collections realised  $342\frac{1}{2}$  lákhs or 99·7 per cent. of the demand and the total outstanding balance at the close of the year was  $12\frac{1}{4}$  lákhs. The balances at the close of 1912-13 and 1913-14 were  $57\frac{1}{2}$  and  $33\frac{1}{2}$  lákhs respectively. It is satisfactory to note that unauthorised arrears were still further reduced to Rs. 38,000. Of the total outstanding balance of  $12\frac{1}{4}$  lákhs,  $10\frac{1}{2}$  lákhs pertain to the Central Division, but of this figure only Rs. 10,000 represent unauthorised arrears.

4. In Sind, the current revenue for collection, after the deduction of remissions, amounted to about  $113\frac{3}{4}$  lákhs of rupees, exceeding the total of the previous year by  $8\frac{3}{4}$  lákhs. To this must be added the outstanding balances of former years amounting to 3·9 lákhs. After deduction of amounts written off as irrecoverable, the final net amount due for collection was 117 lákhs. Out of the

\* Not printed.

current demand of 113 $\frac{3}{4}$  lakhs, 109 $\frac{8}{8}$  lakhs or 96.6 per cent. were realised against 98.3 per cent. in the previous year. The district percentages indicate that recoveries were satisfactory in all districts except Nawábsháh, Thar and Párkar and Hyderabad, where an abnormal fall in the price of cotton necessitated considerable suspensions. Of the outstanding balance from former years, over 43 per cent. was collected compared with 49 per cent. in 1913-14. Decreased percentages are recorded for all districts except Lárkána and the Upper Sind Frontier. At the close of the year the outstanding balances had increased from 3.9 lakhs at the end of 1913-14 to 5 $\frac{3}{4}$  lakhs, of which over 3 $\frac{3}{4}$  lakhs pertain to the year under report:

5. The character of the season is also reflected in the considerable reduction in the amount of takávi advances granted during the year, which have fallen to 7 $\frac{1}{2}$  lakhs in the Presidency proper as against 13 $\frac{1}{2}$  lakhs in the previous year and 19 $\frac{1}{4}$  lakhs in 1912-13. Out of a total demand for collection of 36 $\frac{3}{4}$  lakhs, nearly 36 lakhs were realised and, at the close of the year, unauthorised arrears had fallen to Rs. 16,000 only. The balance of principal and interest due to Government was reduced by 22 lakhs to 86 $\frac{1}{2}$  lakhs by the end of the year. In Sind, the amount borrowed was 9 lakhs, an increase of nearly a lách over the corresponding figure for 1913-14, the increase being chiefly under the Agriculturists' Loans Act. The cotton crisis in Nawábsháh, Hyderabad and Thar and Párkar, and the ravages of floods in Karáchi district rendered necessary the grant of liberal loans. The total demand for collection was 13 $\frac{3}{4}$  lakhs, of which 10 $\frac{1}{2}$  lakhs were recovered and 1 $\frac{1}{2}$  lakhs suspended. The balance of principal and interest due to Government was reduced by over half a lách to 20 $\frac{1}{2}$  lakhs by the end of the year.

6. The Governor in Council observes with satisfaction that the unauthorised arrears in Sind, which amounted to 2.84 lakhs at the close of 1913-14, have been reduced in the course of the year to 1.62 lakhs, but desires to emphasize the need for further strenuous effort, particularly in the districts of Sukkur, Lárkána and Hyderabad, to reduce these arrears which, for the whole Province, now amount to over ten times the total unauthorised arrears of takávi in the Presidency proper.

A. F. L. BRAYNE,  
Under Secretary to Government.

G. R. No. 9024, R. D., dated 19th September 1916.

To

|  |   |                                       |
|--|---|---------------------------------------|
| <p>The Commissioner in Sind,<br/>The Commissioner, N. D.,<br/>The Commissioner, C. D.,<br/>The Commissioner, S. D.,<br/>All Collectors, including the Collectors in Sind and the<br/>Deputy Commissioner, Upper Sind Frontier,<br/>The Settlement Commissioner and Director of Land<br/>Records,<br/>The Director of Agriculture,<br/>The Manager, Encumbered Estates in Sind,<br/>The Tálukdári Settlement Officer,<br/>The Resident, Kolhápur, and Political Agent, Southern<br/>Marátha Country States,<br/>The Accountant General,<br/>The Financial Department of the Secretariat.<br/>The Government of India,<br/>The Under Secretary of State for India.</p> | } | <p>With copies of<br/>the report.</p> |
| <p>By letter.</p>  |   |                                       |

INDEX TO THE LAND REVENUE ADMINISTRATION REPORT,  
PART I, OF THE BOMBAY PRESIDENCY INCLUDING SIND,  
FOR THE YEAR 1916-1917.

A.—PRESIDENCY PROPER.

|   | PAGE. |
|---|-------|
| Letter from the Accountant General, Bombay, No. A. G.—Loan-12-10128, dated 15th February 1918—Submitting statements showing the financial results of the working of the Land Improvement and Agriculturists' Loans Acts for the Revenue year 1916-17  | 1     |
| 2. Season   | 3     |
| 3. Gross Revenue  | 5     |
| 4. Alienations  | 6     |
| 5. Net Government Revenue   | 7     |
| 6. Miscellaneous Land Revenue   | 7     |
| 7. Remissions   | 8     |
| 8. Suspensions  | 9     |
| 9. Revenue for collection   | 9     |
| 10. Collections   | 10    |
| 11. Balances  | 10    |
| 12. Takávi Advances, Recoveries and Balances  | 11    |
| 13. Area  | 12    |
| 14. Holdings and their extent   | 14    |
| 15. Coercive Processes  | 15    |
| 16. Miscellaneous Land Revenue not included in the Tálebánd   | 16    |
| Appendix No. I.—Contrasted Statement showing the gross and net Land Revenue of the Presidency proper for the revenue years 1915-16 and 1916-17 together with the amount of realizations, remissions and sums written off and of the balances outstanding on account of the year under report and previous years, upto the 1st August of each year | 18    |
| Appendix No. II.—Statement showing the Takávi Advances made during the year 1916-17 in the Presidency proper and the progress of the recovery of outstanding balances of Advances   | 24    |
| Appendix No. III.—Statement showing the details of area in the districts of the Presidency proper during the year 1916-17   | 27    |
| Appendix No. IV.—Quinquennial statement of holdings in Government Rayatwari area in the districts of the Presidency proper for 1916-17  | 29    |
| Appendix No. V.—Statement showing the Coercive Processes adopted for the realizations of Land Revenue and the results thereof in the districts of the Presidency proper during the year 1916-17   | 36    |

B.—SIND.

|   |    |
|---|----|
| 2. Season   | 39 |
| 3. Gross Revenue  | 39 |
| 4. Alienations  | 40 |
| 5. Net Government Revenue                                     | 40 |
| 6. Miscellaneous Government Revenue as shown in the Tálebánds | 40 |
| 7. Remissions   | 40 |
| 8. Suspensions  | 41 |
| 9. Revenue for collection                                     | 41 |
| 10. Collections   | 41 |
| 11. Balances  | 42 |
| 12. Takávi  | 42 |
| 13. Area  | 43 |
| 14. Holdings and their extent                                 | 44 |
| 15. Coercive Processes  | 44 |
| 16. Miscellaneous Revenue not included in the Tálebánds       | 44 |

INDEX.

|   | PAGE. |
|---|-------|
| Appendix No. I.—Contrasted Statement exhibiting the gross and net Land Revenue of the Province of Sind for the revenue years 1915-16 and 1916-17 together with the amount of realizations, remissions and sums written off, and of the balances outstanding on account of the year under report and previous years, upto the 1st August of each year ... .. | 46    |
| Appendix No. II.—Analytical Statement of balances of Land Revenue outstanding on the 1st August 1917 in the Province of Sind ... ..   | 48    |
| Appendix No. III.—Statement showing the Takávi Advances made during the year 1916-17 in the Province of Sind and the progress of the recovery of outstanding balance of advances ... ..   | 50    |
| Appendix No. IV.—Comparative Statement showing lands assessed and unassessed, occupied and unoccupied, in the Province of Sind during the year 1916-17 and the previous year ... ..   | 50    |
| Appendix No. V.—Quinquennial Statement showing the number and extent of land-holders' estates in surveyed villages in the districts of the Province of Sind for the year 1916-17 ... ..   | 52    |
| Appendix No. VI.—Statement showing the Coercive Processes adopted for the realization of Land Revenue and the results thereof in the Province of Sind during the year 1916-17 ... ..  | 54    |



Bombay, the 15th February 1918.

From

THE ACCOUNTANT GENERAL,  
Bombay;

THE CHIEF SECRETARY TO GOVERNMENT,  
Financial Department, Bombay.

Sir,

In accordance with paragraph 5 of the Government Resolution, Financial Department, No. 2676, dated 13th September 1916, I have the honour to submit herewith statements in forms I and III showing the financial results of the working of the Land Improvement and the Agriculturists' Loans Act from 1st October 1916 to 30th September 1917.

I have the honour to be,

Sir,

Your most obedient servant,

H. DENNING,  
Deputy Accountant General.

*Loans under the Land Improvement Loans Act and the Agriculturists' Loans Act.*

L—Account of Local Government with the Government of India for the twelve months from 1st October 1916 to 30th September 1917.

| Amount advanced to Local Government by the Government of India. |                                     |                      | Interest payable for the twelve months by Local Government to the Government of India at 3½, 4½ and 5½ per cent. on mean outstanding. |
|---|-------------------------------------|----------------------|---|
| Outstanding on 1st October 1916.                                | Outstanding on 30th September 1917. | Mean outstanding.    |   |
| Rs.<br>84,75,064  | Rs.<br>63,69,978                    | Rs.<br>(a) 74,22,521 | Rs.<br>2,59,022   |

(a) The distribution of the mean balance according as it pertains to advances sanctioned prior to 30th September 1916, on or after 1st October 1916 and from 1st April 1917 is as follows:—

|                              | Rs.                       |
|------------------------------|---------------------------|
| Prior to 30th September 1916 | 70,64,979 at 3½ per cent. |
| On or after 1st October 1916 | 1,09,487 at 4½ per cent.  |
| From 1st April 1917          | 2,48,155 at 5½ per cent.  |
| Total                        | 74,22,521                 |

*Loans under the Land Improvement Loans Act and the Agriculturists' Loans Act.*

III.—Financial results of loan operations of the Local Government during the twelve months from 1st October 1916 to 30th September 1917.

| Particulars.   | Land Improvement and Agriculturists' Loans Act. |          |
|--|---|----------|
|  | Rs.   |          |
| 1. Interest payable for 12 months by the Local Government to the Government of India   | 2,59,022  |          |
| 2. Interest collected during the period  | 7,78,402  |          |
| 3. Balance of interest occurring to Local Government, i. e., difference between columns 1 and 2  | 5,19,380  |          |
| 4. Remissions and writes-off of principal during the period  | 5,014   |          |
| 5. Net result (profit) for the 12 months from 1st October 1916 to 30th September 1917  | 5,14,366  |          |
| 6. Net result for previous years   | 1915-16   | 2,24,409 |
|  | 1914-15   | 5,16,121 |
|  | 1913-14   | 3,90,116 |
|  | 1912-13   | 1,74,622 |
|  | 1911-12   | 40,753   |
| 7. Expenditure on free grants-in-aid towards the construction of private protective works or on establishments for well-boring or other outlay incurred from current revenue in connection with tagai transactions | 8,860   |          |

H. DENNING,  
Deputy Accountant General.

## LAND REVENUE ADMINISTRATION REPORT, PART I.

### A.—PRESIDENCY PROPER.

The following are the reports for the year 1916-17 of the three Divisions of the Presidency Proper. The appendices attached include quinquennial District Form V which has been prepared for individual districts only.

### 2. Season.

#### NORTHERN DIVISION.

The rainfall during the monsoon of 1916-17 was on the whole timely, sufficient and well distributed in all the districts of this Division. A long break of about three weeks in June and July saved the labour of weeding the crops to the cultivators in the Kaira district. The rain during these two months being mostly showery was sufficient for all the crops except rice which badly needed water in the Matar taluka of the Kaira district and the western mahals in the Panch Mahals. Water in tanks and canals in the three Gujarati districts of Ahmedabad, Kaira and the Panch Mahals during these months was insufficient; good and continuous rain in August and September however made good this deficiency and improved the supply of water in the tanks. Continuous rain in these two months at the same time marred the prospects of a bumper crop and did damage to bajri in Kaira. The heavy rain in the last week of October, although it facilitated the sowing of rabi crops to some extent, did much damage to the crops that had just been reaped and lying in the threshing floors; the fodder also became wet and more or less useless. In the Panch Mahals caterpillars appeared in the first fortnight of July in all the talukas of the district but heavy rain in the second half of July and August swept them away and enabled the cultivators to resow the damaged areas. Locusts appeared in the middle of June in Godhra and Kalol talukas and Jhalod mahal but their stay being short the damage done to crops was insignificant. Owing to high prices of cotton and wheat the areas under them increased during the year under report by 31 and 35 thousand acres respectively in the Broach district. The later rains being not favourable in parts of A' mod and Jambusar talukas the rabi crops there could not thrive. The rainfall in the Surat district was on the whole sufficient and the season was a prosperous one. In the Thana district the abnormally heavy rainfall towards the end of October, that is just at the harvest time, caused some damage to the kharif and varkas crops.

There were light to heavy showers in February in the Ahmedabad and Kaira districts. They did some damage to the crops which were ready for harvest and were lying in the fields; while the unseasonable heavy rain in May was useful for preparing the soil for kharif sowing in the Ahmedabad district. In Kaira however where it was accompanied with hailstorms it caused substantial damage to trees and buildings in the talukas of Kapadvanj and Mehmedabad.

*Water supply.*—The supply of drinking water was sufficient in all the districts of the Division except in the western mahals of the Panch Mahals, and parts of Kaira, where had it not been for the heavy rains in April and May, measures would have had to be adopted for supplementing the water supply.

Owing to the want of heavy rains during the monsoon the tanks and canals had not sufficient water to cope with the demands of irrigation. The subsoil water in the wells in the Kaira district had gone down appreciably.

*Plague, cholera, etc.*—Epidemics of plague, cholera and small-pox appeared more or less in all the districts of the Division, plague alone being responsible for 3,124 deaths as against 1,461 in the previous year. Of these 3,124 deaths, 1,262 occurred in Surat city alone and 1,011 in the Thana district where the disease assumed a little more violent form during the year than in the preceding one. The bitter experience of this dire disease has taught the people to take speedy recourse to the remedies of evacuation and to a lesser extent of inoculation. Cholera was responsible for 5,542 cases and 2,083 deaths in the Kaira district during the year under report; while there were respectively 603,

210 and 491 cases and 334, 129 and 309 deaths from the same disease in the Panch Maháls, Broach and Thána districts. Timely measures were taken to check the spread of the disease. Small-pox was mild in all the districts of the Division except Kaira and Broach where it was responsible for 218 and 550 cases and 10 and 100 deaths, respectively. Malaria as usual appeared in the Surat and the Panch Maháls districts where owing to war no special sub-assistant surgeons could be deputed on malarial duty. The people however have now learnt to appreciate the efficacy of quinine as a prophylactic and they made a free use of it as such even before the setting in of the malarial season.

*Cattle diseases.*—Rinderpest, Foot and mouth disease, and Hæmorrhagic Septicimia appeared more or less in all the districts. They carried away in all 4,442 heads of cattle during the year under report; in Thána alone there were 2,549 deaths among cattle which figure is nearly double that of the preceding year. Necessary assistance was rendered by the Veterinary Assistants at Pálghar and Kalyán.

In Ahmedabad 1,972 cattle were inoculated and there were no deaths.

#### CENTRAL DIVISION.

*Crops, water supply, cattle diseases and public health.*—Information on these subjects has already been given in the Land Revenue Administration Report, Part II, for the Division submitted in December last and nothing further is to be added here.

#### SOUTHERN DIVISION.

The monsoon was favourable and prospects excellent until heavy rains in late November, damaging the standing kharif crops especially in the south of Bijápur and the east of Dhárwár and causing heavy floods in the Malaprabha. Rabi crops were good.

The total rainfall was much in excess of the average everywhere. It was useful for garden crops, sugarcane, rabi crops and hot weather crops.

The kharif outturn was below normal and the rabi outturn was normal.

Area under cotton increased in Belgaum and Bijápur from 275,631 acres last year to 979,790 acres this year.

No damage worth recording was caused by insect pests except near Belgaum where grass-hoppers were caught in nets and destroyed at a cost of Rs. 1-11-9 per acre or 11 pies per lb. of grass-hoppers. Damage caused by wild pigs was not heavy but wild elephants continued to cause damage in parts of Kánara district and it has been necessary to arrange to shoot some. Water supply was sufficient except in Kharapat villages of Kolába.

*Public health.*—Plague appeared in all the districts and was severe in the Karnátic. The heavy loss of man power continues. Municipalities and District Local Boards do not understand the supreme importance of taking strong measures to check this calamity. Efforts have been made to bring them to realise the critical nature of the present situation. There were in all 35,369 attacks and 23,851 deaths. Inoculation was carried on by temporary Assistant Surgeons in Belgaum, Dhárwár, Bijápur and Ratnágiri. Sub-Assistant Surgeons and private medical practitioners also cooperated. People appreciate the value of inoculation and there is no reason why inoculation campaigns should not be conducted by every Municipality and Local Board aided by committees and lectures. In one week recently it was reported that the total number of deaths in India was 33,000, a loss of man power in these days of scarcity of labour that no country can suffer without very serious results. Cholera was everywhere in evidence and caused 12,807 deaths out of 21,678 attacks. It is probable that various bowel complaints are included in cholera as a village patil cannot be expected to diagnose deaths from cholera with scientific accuracy. Permanganate of potash for wells and tanks and cholera pills were employed. Small-pox was virulent in the coast districts especially in Kolába and Ratnágiri where there were 7,661 attacks and 667 deaths. Malaria prevailed everywhere. Free distribution of quinine was made in all districts as far as possible.

*Cattle disease.*—Chiefly rinderpest appeared in all districts and destroyed 9,949 cattle. The total number of inoculations performed was as under :—

|           |     |     |     | Rs.    |
|-----------|-----|-----|-----|--------|
| Belgaum   | ... | ... | ... | 5,366  |
| Bijápur   | ... | ... | ... | 648    |
| Dhárwár   | ... | ... | ... | 12,321 |
| Kánara    | ... | ... | ... | 4,679  |
| Kolába    | ... | ... | ... | 563    |
| Total ... |     |     |     | 23,577 |

Good work was done in Belgaum, Dhárwár and Kánara where inoculation is becoming popular. In other districts apathy on the part of villagers, insufficient supply of serum, lack of extra veterinary assistants to visit affected parts and paucity of dispensaries combined to lessen the number of inoculations. There is a great shortage of cattle in the coast districts where reinforcements of inoculators are necessary to prevent further loss and where most abysmal superstition works against inoculation. The general condition of cattle remains unaltered. Except in the Karnatic they are a miserable lot, in-bred and half-starved, liable to succumb to any attack of disease and poorly nourished. Efforts are made by the Agricultural Department to introduce Berseem, a good fodder clover. What the country wants most is good fodder grasses. The poverty of the agriculturist can be traced directly to lack of fodder which results in weak animals: and this means poor manure, poor ploughing and high mortality.

### 3. Gross Revenue.

(Column 3 of Appendix I.)

#### NORTHERN DIVISION.

The gross fixed land revenue of the Division shows a net decrease of Rs. 16,973 only due mainly to the following causes :—

- (1) Introduction of detailed survey in Tálukdári villages in Ahmedabad and survey settlement in Inám and Leasehold villages in Ahmedabad and Thána.
- (2) Remissions granted on account of diluvion in Ahmedabad and Broach.
- (3) Assignment of land for special and public purposes mostly in Kaira and Thána.
- (4) Reduction of himayat in Ahmedabad, Kaira and Broach as a result of the examination of the condition of small tanks in those districts.

#### CENTRAL DIVISION.

The gross revenue shows a net increase of Rs. 7,26,546, which is shared by all districts except West Khándesh and Sátára, and is chiefly due to the following causes :—

- (1) Introduction of revision survey rates into certain alienated and Government villages of Ahmednagar, East Khándesh, Násik and Poona districts and of the original survey settlement into certain alienated villages of East Khándesh.
- (2) Assessment of unassessed land given out for cultivation in East Khándesh.
- (3) Assessment of disforested land given out for cultivation in Poona and Sholápur.
- (4) Revision of building and other non-agricultural assessments in East Khándesh, Násik, Poona and Sholápur.

## SOUTHERN DIVISION.

The gross value (Rs. 1,14,07,890) shows a net increase of Rs. 23,114 as follows:—

|                  | Rs.      |
|------------------|----------|
| Belgaum ... ..   | - 726    |
| Bijápur ... ..   | - 766    |
| Dhárwár ... ..   | + 798    |
| Kánara ... ..    | - 1,526  |
| Kolába ... ..    | + 79     |
| Ratnágiri ... .. | + 25,255 |
| Net increase ... | 23,114   |

In Dhárwár the increase is due partly to revision of assessment of kadim inám lands in alienated villages and partly to the levy of non-agricultural assessment on building plots, in Kolába to the revision of non-agricultural assessment on expiry of the leases, and in Ratnágiri to the introduction of revision settlement in some talukas.

The decrease in Belgaum and Kánara is mainly due to reduction of assessment on lands acquired for forests and in Bijápur to the acquisition of lands for public purposes and corrections of items of extra territorial judi shown in last year's accounts.

## 4. Alienations.

(Column 5 of Appendix I.)

## NORTHERN DIVISION.

There is a net increase of Rs. 848 under this head which is too insignificant to need any explanation. The main items of fluctuations were as under:—

|   | Rs.   |
|---|-------|
| <i>Increase.</i>  |       |
| (1) Introduction of survey settlement in inám, etc., villages in Ahmedabad and Thána ... .. | 4,313 |
| (2) Remission of Ghasdana and Rajachiti cesses in the Panch Maháls ... ..                   | 787   |
| <i>Decrease.</i>  |       |
| (1) Resumption of excess service inám land ... ..   | 2,509 |
| (2) Assignment of land for public and special purposes... ..                                | 499   |

## CENTRAL DIVISION.

There was a net increase of Rs. 1,14,472 under this head which is mainly due to the introduction of original survey rates in certain villages of the East Khándesh district and of revision survey rates in the Ahmednagar, East Khándesh, Násik and Poona.

## SOUTHERN DIVISION.

There was a net decrease of Rs. 1,755 as shown below:—

|                  | Rs.     |
|------------------|---------|
| Belgaum ... ..   | - 3,775 |
| Bijápur ... ..   | + 299   |
| Dhárwár ... ..   | + 500   |
| Kánara ... ..    | - 4     |
| Kolába ... ..    | - 191   |
| Ratnágiri ... .. | + 1,416 |
| Net decrease ... | 1,755   |

Increase in Bijapur and Ratnagiri is mainly due to revision settlements : in Dhárwár to revision of assessment of kadim lands in alienated villages. In Belgaum the decrease is due partly to inám land taken up for forest and partly to increase in the scale judi on pátil and kulkarni ináms : in Kánara to the separation of inám from mixed survey numbers : and in Kolába to survey corrections.

## 5. Net Government Revenue.

(Columns 8, 9 and 10 of Appendix I.)

### NORTHERN DIVISION.

The net Government Revenue exhibits a rise of Rs. 74,666 over the preceding year's revenue of Rs. 97,39,767. The increase is chiefly due to the following causes :—

|  | Rs.    |
|--|--------|
| (1) Introduction of survey settlement in resumed leasehold villages in Ahmedabad         | 16,023 |
| (2) Unoccupied lands in Kaira, etc., given out for cultivation                           | 50,169 |
| (3) Increase in non-agricultural assessment in Ahmedabad and Thána                       | 7,067  |
| (4) Unassessed lands being assessed and given out for cultivation in Ahmedabad and Kaira | 3,280  |

### CENTRAL DIVISION.

The total revenue for collection was greater than that of the preceding year by Rs. 6,19,501. The increase was mainly due to the causes mentioned in paragraph 3 above.

### SOUTHERN DIVISION.

The fixed revenue rose from Rs. 93,99,206 to Rs. 94,24,525 showing a net increase of Rs. 25,319 as below :—

|              | Rs.      |
|--------------|----------|
| Belgaum      | + 3,269  |
| Bijapur      | - 1,209  |
| Dhárwár      | + 367    |
| Kánara       | - 1,650  |
| Kolába       | + 426    |
| Ratnagiri    | + 24,116 |
| Net increase | 25,319   |

In Belgaum increase is due to revision of scale judi on pátil and kulkarni ináms ; in Dhárwár and Kolába to the revision of non-agricultural assessment ; and in Ratnagiri to revision settlements ; in Bijapur the decrease is due to the correction of items of extra territorial judi shown in last year's accounts ; in Kánara it is due to forfeitures and relinquishments.

## 6. Miscellaneous Land Revenue.

(Column 11 of Appendix I.)

### NORTHERN DIVISION.

There is a net increase of Rs. 2,10,629 under this head owing to greater revenue having been realized during the year under report than in the previous year under the following heads :—

- (1) Sale of occupancy rights (mostly in Kaira) and
- (2) Sale of produce of trees, grass and dry wood in all the districts except Surat which shows a decrease of Rs. 4,740 under this head.

## CENTRAL DIVISION.

There is a net increase of Rs. 77,973 under this head as under :—

| Name of district.    | Increase.<br>Rs. | Decrease.<br>Rs. |
|----------------------|------------------|------------------|
| Ahmednagar ... ..    | 10,922           | .....            |
| East Khándesh ... .. | 43,855           | .....            |
| West Khándesh ... .. | 22,610           | .....            |
| Násik ... ..         | .....            | 13,409           |
| Poona ... ..         | 4,473            | .....            |
| Sátára ... ..        | .....            | 1,431            |
| Sholápur ... ..      | 10,953           | .....            |
|                      | <u>92,813</u>    | <u>14,840</u>    |
| Net increase ...     | 77,973           | .....            |

The increase is mainly due to—

- (1) Levy of fine and altered assessment on building sites in Poona.
- (2) Sale proceeds of tarwad in Ahmednagar and Sholápur.
- (3) Sales of occupancy rights of village sites in East Khándesh and of waste lands in East and West Khándesh.

## SOUTHERN DIVISION.

There was a net increase of Rs. 2,755 as detailed below :—

|                  | Rs.          |
|------------------|--------------|
| Belgaum ... ..   | + 6,584      |
| Bijápur ... ..   | + 879        |
| Dhárwár ... ..   | - 1,656      |
| Kánara ... ..    | + 4,973      |
| Kolába ... ..    | + 327        |
| Ratnágiri ... .. | - 8,352      |
| Net increase ... | <u>2,755</u> |

The increase in Belgaum and Kánara is due to the recovery of past year's sale judi and assessment of betta lands respectively. In Bijápur and Kolába is due to increase in receipts from items of fluctuating nature. The decrease in Dhárwár is due to fewer fines in Record of Rights cases and in Ratnágiri to decrease in receipts from occupancy price of sheri and other Government lands.

## 7. Remissions.

(Column 22 of Appendix I.)

## NORTHERN DIVISION.

The total remissions granted during the year under report amounted to Rs. 2,87,034 and showed a net decrease of Rs. 1,43,459 over those granted during the previous year. The monsoon was favourable in all the districts of this division except in a few talukas in Ahmedabad, Kaira and Broach, in the former two of which districts water assessment on rice lands was automatically omitted owing to the failure of rice crop.

## CENTRAL DIVISION.

The total amount of remissions granted during the year was Rs. 2,11,862 against Rs. 1,10,212 (inclusive of amounts written off) of the previous year showing a net increase of Rs. 1,01,650. The details of remissions granted during the year under report are as under :—

|   | Rs.             |
|---|-----------------|
| (1) Remissions on account of revision settlements (Ahmednagar, East Khándesh, West Khándesh, Poona, Násik and Sátára) ... | 1,25,806        |
| (2) Automatic remissions of suspended arrears (Sholápur and Sátára) ...   | 50,502          |
| (3) Remission of water rate (Ahmednagar, Násik and Sátára) ...  | 15,639          |
| (4) Demands cancelled (East Khándesh, Sholápur, Poona and Násik) ...  | 10,777          |
| (5) Water-logging (Poona) ... ..  | 3,737           |
| (6) Lands taken up for public or special purposes (Sátára) ...  | 72              |
| (7) Arrears due on forfeited lands (Ahmednagar, East Khándesh, West Khándesh and Poona) ... ..                            | 570             |
| (8) Loss by fire (Ahmednagar) ... ..  | 44              |
| (9) Amounts written off as irrecoverable (Ahmednagar, Sholápur and West Khándesh) ... ..                                  | 4,396           |
| (10) Miscellaneous ... ..   | 319             |
| Total ...   | <u>2,11,862</u> |

## SOUTHERN DIVISION.

Total remissions including reduction of assessment on account of revision settlement amounted to Rs. 66,008 against Rs. 2,93,000 in the previous year.

The details are as under :—

|   | Rs.    |
|---|--------|
| (i) Reduction of assessment on account of revision settlement and remissions according to Igatpuri rules ... ..   | 47,644 |
| (ii) Amounts written off as irrecoverable ... ..  | 1,059  |
| (iii) Demands cancelled ... ..  | 1,358  |
| (iv) Automatic remissions under the remission and suspension rules ...  | 250    |
| (v) Life remission granted to the widow of the late Bilgi Chief in Kánara ... ..  | 289    |
| (vi) Damage by wild elephants in Kánara ... ..  | 187    |
| (vii) Remission of water rates in Dhárwár ... ..  | 7,773  |
| (viii) Failure of crops due to water-logging in Belgaum ... ..  | 312    |
| (ix) Miscellaneous remissions on account of diluvion: good preservation of tahals in Kolába, loss by fire and japti expenses in respect of Khoti villages lapsed to Government in Ratnágiri ... | 7,142  |
| Total ... ..  | 66,008 |

## 8. Suspensions.

(Column 23 of Appendix I.)

## NORTHERN DIVISION.

Owing to a prosperous season, the necessity for granting suspensions to cultivators was much less during the year under report than in the preceding year. Rs. 1,72,711 only had to be suspended in 1916-17 (as against Rs. 18,50,411 in 1915-16) as under :—

|                    | Rs.      |
|--------------------|----------|
| Ahmedabad ... ..   | 61,512   |
| Kaira ... ..       | 23,322   |
| Panch Maháls... .. | 186      |
| Broach ... ..      | 77,569   |
| Thána ... ..       | 10,122   |
| Total ... ..       | 1,72,711 |

## CENTRAL DIVISION.

The amount suspended out of the current year's demand was Rs. 640 (inclusive of local fund) as against Rs. 17,494 in the previous year. The total suspensions (column 23), including the amounts resuspended out of the suspended revenue for previous years, amounted to Rs. 27,378 against the corresponding figure of Rs. 3,86,057 of the previous year.

## SOUTHERN DIVISION.

The suspended arrears at the end of the year amounted to Rs. 30,837 against Rs. 20,228 at the end of the previous year. This includes Rs. 16,431 suspended on account of current year's revenue, in Belgaum (Rs. 10,057), Bijápur (Rs. 3,739), Dhárwár (Rs. 516) and Ratnágiri (Rs. 2,119).

## 9. Revenue for collection.

(Column 21—Columns 22 + 23 of Appendix I.)

## NORTHERN DIVISION.

The net consolidated demand (exclusive of remissions and suspensions but inclusive of local fund) during the year under report amounted to Rs. 1,28,29,859, i.e. Rs. 39,53,586 more than in the previous year. The increase is mainly due to the fact that owing to the failure of crops in the previous year in the North Gujarát districts a large amount of that year's revenue had to be suspended and consequently excluded from this head.

## CENTRAL DIVISION.

The total consolidated revenue due for collection, including local fund cess but excluding remissions and suspensions, was Rs. 1,47,39,568.



## SOUTHERN DIVISION.

The total consolidated land revenue for collection including local fund and excluding remissions and suspensions and collection in previous year of current revenue was Rs. 1,02,32,991.

## 10. Collections.

(Column 24 of Appendix I.)

## NORTHERN DIVISION.

Out of the net demand of Rs. 1,23,29,859 shewn in paragraph 9 above, Rs. 1,28,24,084 were collected, giving a percentage of 99·96 during the year under report as against that of 99·82 for the preceding year. The percentage for each of the districts in the Division is as under :—

|              |     |     |     |     |       |
|--------------|-----|-----|-----|-----|-------|
| Ahmedabad    | ... | ... | ... | ... | 99·80 |
| Kaira        | ... | ... | ... | ... | 100·  |
| Panch Maháls | ... | ... | ... | ... | 100·  |
| Broach       | ... | ... | ... | ... | 99·98 |
| Surat        | ... | ... | ... | ... | 100   |
| Thána        | ... | ... | ... | ... | 99·95 |

## CENTRAL DIVISION.

Out of the total consolidated revenue for collection, viz. Rs. 1,47,39,568, Rs. 1,47,33,968 were collected. The percentages by districts to the total demand which are very similar to those of the preceding year are given below :—

|               |     |     |     |     |       |
|---------------|-----|-----|-----|-----|-------|
| Ahmednagar    | ... | ... | ... | ... | 99·97 |
| East Khándesh | ... | ... | ... | ... | 100·  |
| West Khándesh | ... | ... | ... | ... | 99·98 |
| Násik         | ... | ... | ... | ... | 99·99 |
| Poona         | ... | ... | ... | ... | 99·74 |
| Sátára        | ... | ... | ... | ... | 100·  |
| Sholápur      | ... | ... | ... | ... | 99·98 |

Taking the Division as a whole, more than 99 per cent. of the revenue for collection was recovered which may be considered very satisfactory.

## SOUTHERN DIVISION.

The total collections amounted to Rs. 1,02,25,461, the percentage being 98·99. The percentage by districts on the total demand are as below :—

|           |     |     |     |     |       |
|-----------|-----|-----|-----|-----|-------|
| Belgaum   | ... | ... | ... | ... | 97·42 |
| Bijápur   | ... | ... | ... | ... | 99·18 |
| Dhárwár   | ... | ... | ... | ... | 99·56 |
| Kánara    | ... | ... | ... | ... | 99·82 |
| Kolába    | ... | ... | ... | ... | 99·60 |
| Ratnágiri | ... | ... | ... | ... | 99·16 |

The collection work is satisfactory.

## 11. Balances.

(Columns 23 "Suspended" + 26 "Unauthorized" of Appendix I.)

## NORTHERN DIVISION.

The outstanding balance at the close of the year under report was Rs. 1,78,486 as against Rs. 18,66,145 on 31st July 1916. The former amount includes Rs. 1,72,711 on account of suspensions referred to in paragraph 8 above, and the unauthorized arrears amounted to Rs. 5,775 only. Out of the latter sum Rs. 1,464 were on account of the year under report, while Rs. 4,316 were on account of previous years. The unauthorized arrears pertain to the districts of Ahmedabad, Broach and Thána and are distributed as under :—

|           |     |     |     |     |              |
|-----------|-----|-----|-----|-----|--------------|
| Ahmedabad | ... | ... | ... | ... | Rs.<br>4,227 |
| Broach    | ... | ... | ... | ... | 637          |
| Thána     | ... | ... | ... | ... | 911          |
| Total     | ... | ... | ... | ... | 5,775        |

Out of the unauthorized arrears in Ahmedabad Rs. 3,613 being the amount of jama due from the tálukdári estate of Makhiav were written off as per Government Order, Revenue Department, No. 11938, dated 4th October 1917.

## CENTRAL DIVISION.

The balance outstanding at the close of the year was Rs. 32,978 (authorised Rs. 27,378 plus unauthorised Rs. 5,600) against Rs. 3,92,139 on 31st July 1916. Of the unauthorised arrears of Rs. 5,600 Poona alone was responsible for Rs. 4,441. About 22 per cent. of the total outstanding balance of Rs. 32,978 is estimated to be irrecoverable.

## SOUTHERN DIVISION.

The balance outstanding at the close of the year was Rs. 38,367 (authorised Rs. 30,837 plus unauthorised Rs. 7,530) against Rs. 28,559 on 31st July 1916. Of the unauthorised arrears of Rs. 7,530, Rs. 4,143 represent arrears on account of current year's demand and Rs. 3,387 on account of former years' arrears against Rs. 4,470 and Rs. 3,861, respectively, outstanding on 31st July 1916. Out of the unauthorised arrears Rs. 2,027 are considered to be irrecoverable.

## 12. Takavi Advances; Recoveries and Balances.

(Appendix II.)

## NORTHERN DIVISION.

(1) The total amount advanced as takavi under the two Acts during the year under report was Rs. 11,277 as against Rs. 3,51,291 in the preceding year. The remarkable decrease is due to the facts that (i) the year under report being a prosperous one throughout the Division very few people applied for takavi loans and (ii) that owing to the financial stringency due to war takavi was granted only in *urgent* cases.

(2) Of the total outstandings of Rs. 31,31,502 at the beginning of the year, Rs. 11,80,600 fell due for collection in the year under report, out of which Rs. 11,69,031 were recovered, Rs. 1,670 written off and Rs. 4,355 were suspended, leaving Rs. 5,544 as unauthorised arrears at the end of the year. The unauthorised arrears pertained to the following three districts:—

|              |     |     |     |     |     |       |       |
|--------------|-----|-----|-----|-----|-----|-------|-------|
| Ahmedabad    | ... | ... | ... | ... | Rs. | 2,545 |       |
| Panch Mahals | ... | ... | ... | ... |     | 117   |       |
| Thána        | ... | ... | ... | ... |     | 2,882 |       |
| Total        |     |     |     |     |     | ...   | 5,544 |

Over and above the demand shown above Rs. 32,595 were paid by some khatedárs as voluntary payments towards future demands and this was due to the favourableness of the season in the North Gujarát districts.

(3) The following table shows the net financial results to the State of its agricultural loan business during the year under report and each of the five preceding years:—

| Year.   | Advances made.   | Collections.    |               | Amount written off. |
|---------|------------------|-----------------|---------------|---------------------|
|         |                  | Principal.      | Interest.     |                     |
| 1911-12 | Rs.<br>52,24,399 | Rs.<br>1,62,379 | Rs.<br>22,604 | Rs.<br>31,027       |
| 1912-13 | 7,99,306         | 22,44,645       | 3,60,368      | 80,606              |
| 1913-14 | 2,77,307         | 17,92,710       | 4,23,648      | 17,638              |
| 1914-15 | 1,95,036         | 12,45,809       | 3,13,514      | 10,563              |
| 1915-16 | 3,51,391         | 3,24,454        | 90,285        | 3,020               |
| 1916-17 | 11,277           | 8,80,844        | 3,20,782      | 1,670               |

## CENTRAL DIVISION.

The total amount advanced as takavi under both Acts during the year was Rs. 27,377 against Rs. 66,283 in the preceding year.

Out of the total outstandings of Rs. 29,85,299 (principal Rs. 28,89,309 and interest Rs. 95,990), Rs. 10,86,112 (principal Rs. 8,15,882 and interest Rs. 2,70,230) fell due in the year under report, of which Rs. 10,82,789 in all were recovered, Rs. 1,048 suspended, and Rs. 690 written off, leaving Rs. 1,585 as unauthorised arrears at the end of the year.

The collections were cent. per cent. in East Khándesh and Sátára districts and slightly less in others.

During the year, misapplication of takávi advances was noticed only in the Sátára and Sholápur districts, the amounts misapplied being Rs. 182 in the former and Rs. 1,538 in the latter. The whole amount misapplied in Sátára and Rs. 890 in Sholápur were recovered.

The following statement shows the financial results of an agricultural loans business of Government during the year under report and the five preceding years :—

| Year.   | Total amount of advances made. | Total recoveries effected. | Interest recovered. | Amount written off. |
|---------|--------------------------------|----------------------------|---------------------|---------------------|
|         | Rs.                            | Rs.                        | Rs.                 | Rs.                 |
| 1911-12 | 7,27,485                       | 8,52,371                   | 2,94,166            | 16,402              |
| 1912-13 | 9,01,975                       | 7,44,228                   | 2,12,265            | 17,981              |
| 1913-14 | 7,58,675                       | 5,84,586                   | 1,74,854            | 3,874               |
| 1914-15 | 2,71,462                       | 10,53,507                  | 3,98,932            | 2,338               |
| 1915-16 | 66,283                         | 11,53,506                  | 3,22,645            | 2,378               |
| 1916-17 | 27,377                         | 6,47,276                   | 2,69,783            | 690                 |

### SOUTHERN DIVISION.

The total amount advanced under both Acts was Rs. 1,11,318 against Rs. 89,192 in the previous year. The increase is partly due to advances made in Bijápur and Dhárwár to alleviate distress caused by the disastrous late rains in November 1916 and partly to the advance of Rs. 5,000 made to weavers in Bijápur whose industry was seriously affected by the high prices of dyes.

Out of the total amount of Rs. 3,54,547 (columns 4 + 5 + 6 + 7 - 9) for collection Rs. 3,50,217 were collected, Rs. 1,964 suspended and Rs. 511 were remitted or written off.

The percentage of collections to demands (including arrears but excluding suspensions and remissions) is as under :—

|           |     |     |     |                   |
|-----------|-----|-----|-----|-------------------|
| Belgaum   | ... | ... | ... | 99.96             |
| Bijápur   | ... | ... | ... | 97.06             |
| Dhárwár   | ... | ... | ... | 99.11             |
| Kánara    | ... | ... | ... | } Cent. per cent. |
| Kolába    | ... | ... | ... |                   |
| Ratnágiri | ... | ... | ... |                   |
|           | ... | ... | ... |                   |

The following statement shows the net financial results during the year and the five preceding years :—

| Year.   | Total amount of advances. | Balance of advances of previous year's outstandings. | Total.    | Total recovery. | Amount written off. | Balance remaining outstanding. | Interest recovered. |
|---------|---------------------------|--|-----------|-----------------|---------------------|--------------------------------|---------------------|
|         | Rs.                       | Rs.  | Rs.       | Rs.             | Rs.                 | Rs.                            | Rs.                 |
| 1911-12 | 5,50,803                  | 20,22,950  | 25,73,753 | 3,09,506        | 3,170               | 22,27,515                      | 1,15,158            |
| 1912-13 | 2,24,711                  | 22,28,495  | 24,53,206 | 6,23,319        | 692                 | 18,29,295                      | 1,69,469            |
| 1913-14 | 3,22,687                  | 18,29,213  | 21,51,900 | 4,35,948        | 341                 | 17,15,611                      | 1,20,291            |
| 1914-15 | 2,89,213                  | 17,15,607  | 20,04,820 | 4,06,157        | 1,197               | 16,37,526                      | 1,13,265            |
| 1915-16 | 89,192                    | 15,97,493  | 16,26,690 | 6,51,444        | 9,614               | 9,65,632                       | 1,02,839            |
| 1916-17 | 1,06,318                  | 9,73,808   | 10,80,126 | 2,81,618        | 398                 | 7,98,115                       | 76,463              |
|         | + 5,000                   |  | + 5,000   |                 |                     | + 5,000                        |                     |

### 13. Area.

(Columns 10, 11 and 12 of Appendix III.)

#### NORTHERN DIVISION.

A comparison of the occupied assessed area in the Division (5,708,034) during the preceding year with that in the year under report (5,716,014) shows a net increase of 7,980 acres which is explained as under :—

| Increase.  | Acres. |
|--|--------|
| (1) Assessed waste land taken up for cultivation (Kaira 26,252). | 33,636 |
| (2) Unassessed land assessed and given out for cultivation       | 403    |
| (3) Grant of waste land as inám to village servants              | 460    |
| (4) Land free or specially reduced since fully assessed          | 374    |
| Total  | 34,873 |

| <i>Decrease.</i>   |     |     |     | Acres. |
|--|-----|-----|-----|--------|
| (1) Land found unoccupied in the resumed leasehold villages in Ahmedabad         | ... | ... | ... | 983    |
| (2) Relinquishments  | ... | ... | ... | 4,034  |
| (3) Forfeitures  | ... | ... | ... | 3,515  |
| (4) Introduction of survey in inám and leasehold villages in Ahmedabad and Thána | ... | ... | ... | 16,004 |
| (5) Non-agricultural uses  | ... | ... | ... | 629    |
| (6) Land assigned for public and special purposes                                | ... | ... | ... | 648    |
| (7) Exchange of service inám land  | ... | ... | ... | 401    |
| (8) Measurement and other correction of errors, etc.                             | ... | ... | ... | 679    |
| Total  |     |     |     | 26,893 |
| Net increase   |     |     |     | 7,980  |

### CENTRAL DIVISION.

A comparison of the cultivable occupied area in 1916-17 with that of the previous year shows a net increase of 34,549 acres. This increase is shared by all districts except Násik and Poona. The variations in area are thus explained:—

| <i>Increase.</i>  |     |     |     | Acres. |
|---|-----|-----|-----|--------|
| (1) Assessed unoccupied land newly taken up for cultivation (all districts)   | ... | ... | ... | 3,551  |
| (2) Unassessed land newly assessed and taken up for cultivation (all districts except East Khándesh and Sholápur)     | ... | ... | ... | 110    |
| (3) De-forested land given out for cultivation (Ahmednagar, Násik, Sátára and Sholápur)                               | ... | ... | ... | 18,789 |
| (4) Restoration of forfeited inám which was lying waste (East Khándesh)   | ... | ... | ... | 498    |
| (5) Land set apart for special and public purposes given out for cultivation (West Khándesh, Násik, Poona and Sátára) | ... | ... | ... | 282    |
| (6) Introduction of survey settlement in inám villages (Ahmednagar, East Khándesh, Násik and Sátára)                  | ... | ... | ... | 11,568 |
| (7) Error in survey (all districts)   | ... | ... | ... | 1,029  |
| (8) Unoccupied assessed land given out on restricted tenure (all districts except East Khándesh and Sátára)           | ... | ... | ... | 11,133 |
| (9) Grant of forest and waste land as inám (East Khándesh, West Khándesh and Násik)                                   | ... | ... | ... | 156    |
| (10) Miscellaneous (all districts)  | ... | ... | ... | 754    |
| Total   |     |     |     | 47,870 |

| <i>Decrease.</i>   |     |     |     | Acres. |
|--|-----|-----|-----|--------|
| (1) Relinquishment (Ahmednagar, West Khándesh, Násik and Sátára)   | ... | ... | ... | 997    |
| (2) Forfeited for non-payment of arrears (all districts except Ahmednagar)                               | ... | ... | ... | 962    |
| (3) Forfeited for breach of conditions of the restricted tenure (East Khándesh, West Khándesh and Násik) | ... | ... | ... | 244    |
| (4) Transferred to buildings and other non-agricultural purposes (all districts)                         | ... | ... | ... | 775    |
| (5) Diluvion (Násik and Sholápur)  | ... | ... | ... | 26     |
| (6) Set apart for public and special purposes (all districts)  | ... | ... | ... | 2,438  |
| (7) Error in survey (all districts)  | ... | ... | ... | 4,872  |
| (8) Introduction of survey settlement in inám villages (Násik)   | ... | ... | ... | 2,962  |
| (9) Miscellaneous (all districts)  | ... | ... | ... | 45     |
| Total  |     |     |     | 13,321 |
| Net increase   |     |     |     | 34,549 |

## SOUTHERN DIVISION.

The occupied area shows an increase of 8,694 acres, as shown in the margin, as compared with previous year's figures. The increase in Bijapur is chiefly due to the treatment of the area of non-surveyed inám villages as occupied area as per instructions at page 279 of the Manual of Revenue Accounts, and in Dhárwár it is due to the introduction of survey settlement in one inám village and to the extension of survey settlement to Kadim inám lands in alienated villages. In Kánara and Ratnágiri the increase is due to waste land given out for cultivation. The decrease in Belgaum and Kolába is chiefly due to land transferred to forest.

|                        |     |              |
|------------------------|-----|--------------|
| Belgaum ...            | ... | - 8,590      |
| Bijapur ...            | ... | + 9,419      |
| Dhárwár ...            | ... | + 2,294      |
| Kánara ...             | ... | + 520        |
| Kolába ...             | ... | - 79         |
| Ratnágiri ...          | ... | + 180        |
| Total net increase ... | ... | <u>8,694</u> |

## 14. Holdings.

(Appendix IV.)

## NORTHERN DIVISION.

The appendix has been prepared in accordance with the remarks on the form printed at pages 310-312 of Mr. Anderson's Manual of Revenue Accounts except that the plural holdings have not been assembled beyond the limits of individual districts for the reasons explained by the Commissioner, Central Division.

As regards the return itself it may be observed that the form of the return has been substantially changed since the year 1904-05 for which year it was last compiled and no close comparison between the two returns is therefore possible. However, it will be observed that the total number of holdings in the Division has, as shown in the margin, increased by 69,619 during this interval of 12 years. The number of holdings of five acres and under, shows an increase of 90,365. These increases are due to the changes in our Land Revenue system under which the land records and land revenue accounts are based upon actual occupation of land. There are similar increases of 790 and 120 holdings in classes V and VI, while classes II and III combined and class IV show decreases of 16,995 and 4,731 holdings respectively.

The number of holdings extending beyond the limits of the Division is 70 in all. The area within the Division relating to them has been included in the Divisional statement and shown separately at the end.

## CENTRAL DIVISION.

The difficulties met with in attempting to "assemble" plural holdings beyond individual districts are explained in a note by the Assistant Commissioner, C. D., which was referred to the Commissioners, Northern and Southern Divisions, with a proposal that, if similar difficulties were found in their Divisions also, this year the figures may be consolidated to the extent of individual districts, and that with the sanction of Government the question as to how far the plural card system should be followed in future may be discussed at the Commissioners' conference with Mr. Anderson. Both the Commissioners have agreed to these proposals, which are for the approval of Government.

As for the return itself, which shows the number and extent of Government and alienated holdings in surveyed Government and Rayatwari villages, it used to be prepared only once in 10 years, and was last submitted for the year 1904-05. It was ordered in Government Resolution, Revenue Department, No. 3952 of 26th April 1913 to be submitted quinquennially and is now submitted for the year under report 1916-17 under the orders in Government Resolution, Revenue Department, No. 10851, dated 10th November 1914. As the form of the return is now entirely changed, no useful comparison of the figures now given can be made with those reported in 1904-05.

## SOUTHERN DIVISION.

The consolidation of holdings has been confined to districts only, as it is not found possible to follow the method laid down in Mr. Anderson's Manual of Revenue Accounts without excessive correspondence and delay.

Percentage of area held by agriculturists and non-agriculturists is 95.7 and 4.3 respectively.

### 15. Coercive Processes.

(Appendix V.)

#### NORTHERN DIVISION.

The number of notices issued during the year was 12,350 as against 8,002 during 1915-16 which shows an increase of 4,348 during the year under report. The increase is shared by Ahmedabad, Kaira and Thana, and is accounted for by the fact that nearly two years' land revenue had to be collected during the year under report and that some of the backward cultivators are still under a mistaken impression that if they held out sufficiently long, the suspended land revenue due from them would be remitted by Government.

2. Measures under section 148, Land Revenue Code, were resorted to in 3,163 cases as against 553 in the preceding year; Thana alone being responsible for 2,612 cases.

3. The number of cases of distraint and sale of moveable property rose from 55 in the preceding year to 194 in the year under report; Kaira alone having as many as 140 cases.

4. The cases of forfeiture under section 153, Land Revenue Code, however decreased from 171 in the preceding year to 119 during the year under report, showing a decrease of 52 cases. Out of these 119 cases, Ahmedabad and Kaira were responsible for 50 and 45 respectively.

5. Steps under section 155, Land Revenue Code, were taken in 1 and 8 cases respectively in Ahmedabad and Kaira during the year under report as against in 1 case in Thana alone in the Division in the preceding year.

6. The provisions of section 157 were resorted to in 2 cases only; both of these were in the Ahmedabad district. One of these cases was in Dholka taluka and another in Sanand mahal; in the former of which the person concerned was released on the fifth day and in the latter on the third day from arrest on furnishing security and payment of arrears respectively.

#### CENTRAL DIVISION.

The number of notices issued under section 152 of the Land Revenue Code decreased from 1,419 to 1,282, the decrease having mainly occurred in Satara, East and West Khandesh districts.

The total number of cases of penalty under section 148 was 1,483 against 2,570 in the previous year.

Cases of distraints and sale of moveable property rose from 61 to 100. Notices of forfeiture under section 153 were somewhat less, the figures being 112 against 146 of the last year.

As in the preceding year so also in this no action had to be taken under sections 155 and 157 of the Land Revenue Code anywhere in the Division.

#### SOUTHERN DIVISION.

The following table compares the extent of coercion in the different forms employed for collection of revenue: -

| Year.   | Number of notices of demand issued under section 152, Land Revenue Code. | Penalty under section 142, Land Revenue Code. | Distraint and sale of moveable property under section 154, Land Revenue Code. | Sale of immovable property other than land under section 155, Land Revenue Code. | Forfeiture and sale of occupancy, section 153, Land Revenue Code. |
|---------|--|---|---|--|---|
| 1916-17 | 2,491  | Rs. 8,930                                     | Number of cases. 173  | .....  | 123   |
| 1915-16 | 2,920  | 14,263  | 136   | .....  | 115   |

The decrease in the number of notices is chiefly shared by Belgaum, Kolába and Ratnágiri. The persons proceeded against under section 148, Land Revenue Code, decreased in Belgaum, Bijápur, Dhárwár and Kolába and increased in Kánara and Ratnágiri. The provisions of the section were judiciously used. The increase in the number of cases under section 154, Land Revenue Code, is chiefly contributed by Ratnágiri.

**16. Miscellaneous Land Revenue not included in the Tharavbands.**

*(Column 27 of Appendix I.)*

**NORTHERN DIVISION.**

The amount under this head decreased from Rs. 42,614 in the previous year to Rs. 35,659 in the year under report, showing decrease of Rs. 6,955 shared by Kaira and Thána.

**CENTRAL DIVISION.**

The revenue under this head amounted to Rs. 83,253 which was a net decrease of Rs. 17,542 over last year's figure principally due to the following causes :—

(1) Smaller collection of boundary mark penal rates in Ahmednagar and Sátára.

(2) Smaller receipts from capitalized value of lands acquired in Ahmednagar and East Khándesh.

(3) Smaller recovery of charges on account of the introduction of survey into alienated villages in West Khándesh.

APPENDIX No. I.



## Statement exhibiting the Gross and Net Land Revenue of the Districts of Northern, Central and

| Name of District.<br>1                                    | No. of Villages. |             | Gross fixed Revenue including N. A. and all other uses.<br>3 | Deduct.  |  |                                | Remaining fixed Revenue for Collection. |  |                                      |   | Fluctuating Miscellaneous Revenue.<br>11 | Local Fund.<br>12 | Less collections in 1915-16 and earlier years.<br>13 | Total current year consolidated Land Revenue Demand (9) to (12), minus (13).<br>14 |
|---|------------------|-------------|--|--|--|--------------------------------|---|--|--------------------------------------|---|--|-------------------|--|--|
|   | Khalas.<br>2a    | Inam.<br>2b |  | Assessment of land assigned for special and public purposes including Forest.<br>4 | Net alienation of Total Inams (Class I to VII).<br>5 | Assessment of cultivable land. |   | Agricultural.  |                                      | Buildings and other N. A. assessment (including judi in Class VII).<br>10 |  |                   |  |  |
|   |                  |             |  |  |  | Unoccupied.<br>6               | Free or specially reduced.<br>7         | Government occupied land including specially reduced.<br>8 | Allotted lands (Class I to VI).<br>9 |   |  |                   |  |  |
| Corresponding columns in T. F. VIII-B, NORTHERN DIVISION. | Rs.              | Rs.         | Rs.  | Rs.  | Rs.  | Rs.                            | Rs.                                     | Rs.  | Rs.                                  | Rs.   | Rs.                                      | Rs.               | T. F. V. (8)<br>Rs.                                  | Rs.  |
| Ahmedabad ...   | 848              | 50          | 32,23,027  | 8,620  | 6,47,654   | 2,20,515                       | 8,17,746                                | 13,46,552  | 1,44,994                             | 37,046  | 1,55,460                                 | 1,50,444          | 21,069   | 18,13,417  |
|   |                  |             |  |  |  |                                |   |  |                                      |   |  |                   |  | Remissions ... 63,496  |
|   |                  |             |  |  |  |                                |   |  |                                      |   |  |                   |  | Suspensions... 678   |
|   |                  |             |  |  |  |                                |   |  |                                      |   |  |                   |  | Collections ... 17,49,154  |
|   |                  |             |  |  |  |                                |   |  |                                      |   |  |                   |  | Unauthorized 89  |
| Kaira ...   | 1560             | 28          | 33,35,608  | 50,476   | 9,10,661   | 1,18,509                       | 73,885                                  | 16,46,103  | 5,22,120                             | 4,474   | 1,66,479                                 | 2,07,448          | 1,215  | 25,65,469  |
|   |                  |             |  |  |  |                                |   |  |                                      |   |  |                   |  | Remissions ... 1,70,666  |
|   |                  |             |  |  |  |                                |   |  |                                      |   |  |                   |  | Suspensions... ..  |
|   |                  |             |  |  |  |                                |   |  |                                      |   |  |                   |  | Collections ... 23,94,603  |
|   |                  |             |  |  |  |                                |   |  |                                      |   |  |                   |  | Unauthorized .....   |
| Panch Mahals.   | 616½             | 76½         | 6,52,631   | 6,834  | 1,50,412   | 29,610                         | 1,15,611                                | 3,15,633   | 32,372                               | 2,109   | 25,437                                   | 36,361            | 7  | 4,10,356   |
|   |                  |             |  |  |  |                                |   |  |                                      |   |  |                   |  | Remissions ... 3,536   |
|   |                  |             |  |  |  |                                |   |  |                                      |   |  |                   |  | Suspensions... ..  |
|   |                  |             |  |  |  |                                |   |  |                                      |   |  |                   |  | Collections ... 4,07,419   |
|   |                  |             |  |  |  |                                |   |  |                                      |   |  |                   |  | Unauthorized .....   |
| Broach ...  | 401              | 15          | 26,62,920  | 37,644   | 4,90,439   | 59,076                         | 1,11,741                                | 17,34,633  | 2,23,326                             | 6,070   | 2,23,679                                 | 1,71,603          | 3,169  | 23,66,312  |
|   |                  |             |  |  |  |                                |   |  |                                      |   |  |                   |  | Remissions ... 2,280   |
|   |                  |             |  |  |  |                                |   |  |                                      |   |  |                   |  | Suspensions... 831   |
|   |                  |             |  |  |  |                                |   |  |                                      |   |  |                   |  | Collections ... 23,52,895  |
|   |                  |             |  |  |  |                                |   |  |                                      |   |  |                   |  | Unauthorized 630   |
| Surat ...   | 5818½            | 335½        | 28,70,215  | 46,012   | 4,08,909   | 30,416                         | 15,563                                  | 23,15,463  | 1,43,260                             | 11,223  | 55,831                                   | 1,75,274          | 223  | 26,00,877  |
|   |                  |             |  |  |  |                                |   |  |                                      |   |  |                   |  | Remissions ... 29,226  |
|   |                  |             |  |  |  |                                |   |  |                                      |   |  |                   |  | Suspensions... ..  |
|   |                  |             |  |  |  |                                |   |  |                                      |   |  |                   |  | Collections ... 26,71,651  |
|   |                  |             |  |  |  |                                |   |  |                                      |   |  |                   |  | Unauthorized .....   |
| Thanna ...  | 1,588            | 97          | 15,34,025  | 623  | 1,27,576   | 10,278                         | 16,763                                  | 13,54,656  | 42,707                               | 31,503  | 1,44,988                                 | 1,05,153          | 2,607  | 16,76,100  |
|   |                  |             |  |  |  |                                |   |  |                                      |   |  |                   |  | Remissions ... 662   |
|   |                  |             |  |  |  |                                |   |  |                                      |   |  |                   |  | Suspensions... 9,298   |
|   |                  |             |  |  |  |                                |   |  |                                      |   |  |                   |  | Collections ... 16,65,705  |
|   |                  |             |  |  |  |                                |   |  |                                      |   |  |                   |  | Unauthorized 745   |
| Divisional Total.   | 4,626            | 302         | 1,43,37,435  | 1,50,109   | 27,44,051  | 4,77,404                       | 11,51,348                               | 66,13,200  | 11,08,608                            | 92,425  | 7,02,064                                 | 8,45,283          | 28,320   | 1,14,23,460  |
|   |                  |             |  |  |  |                                |   |  |                                      |   |  |                   |  | Remissions ... 2,69,772  |
|   |                  |             |  |  |  |                                |   |  |                                      |   |  |                   |  | Suspensions... 10,807  |
|   |                  |             |  |  |  |                                |   |  |                                      |   |  |                   |  | Collections ... 1,11,41,417  |
|   |                  |             |  |  |  |                                |   |  |                                      |   |  |                   |  | Unauthorized 1,464½  |
| Extra Territorial.  | ...              | ...         | 715  | ...  | ...  | ...                            | ...                                     | 715  | ...                                  | ...   | ...                                      | ...               | ...  | 715  |
| Total for 1915-1916.                                      | 4,627            | 303         | 1,43,54,408  | 1,50,827   | 27,43,203  | 5,55,822                       | 11,04,769                               | 65,40,188  | 11,00,020                            | 81,569  | 5,81,435                                 | 8,26,010          | 8,074  | 1,11,39,138  |
|   |                  |             |  |  |  |                                |   |  |                                      |   |  |                   |  | Remissions ... 4,21,915  |
|   |                  |             |  |  |  |                                |   |  |                                      |   |  |                   |  | Suspensions... 13,40,517   |
|   |                  |             |  |  |  |                                |   |  |                                      |   |  |                   |  | Collections ... 83,58,238  |
|   |                  |             |  |  |  |                                |   |  |                                      |   |  |                   |  | Unauthorized 9,470   |



| 1<br>Name of District.                                   | No. of Villages. |             | 3<br>Gross fixed Revenue including N. A. and all other uses. | Deduct.  |  |                                | Remaining fixed Revenue for Collection. |  |                                      | 11<br>Miscellaneous Revenue. | 12<br>Local Fund. | 13<br>Less collections in 1915-16 and earlier years. | 14<br>Total current year consolidated Land Revenue Demand (8) to (12) minus (13). |  |
|--|------------------|-------------|--|--|--|--------------------------------|---|--|--------------------------------------|------------------------------|-------------------|--|---|--|
|  | 2a<br>Khalsa.    | 2b<br>Inam. |  | 4<br>Assessment of land reserved for special and public purposes including Forest. | 5<br>Net alienation of Total Inams (Class I to VII). | Assessment of cultivable land. |   | Agricultural.  |                                      |                              |                   |  |   | 10<br>Building and other N. A. assessment (including Juddi in Class VII).  |
|  |                  |             |  |  |  | 6<br>Unoccupied.               | 7<br>Free or specially reduced.         | 8<br>Government occupied land including specially reduced. | 9<br>Allotted lands (Class I to VI). |                              |                   |  |   |  |
| Corresponding columns in T. F. VIII-B. CENTRAL DIVISION. |                  |             | Rs.  | Rs.  | Rs.  | Rs.                            | Rs.                                     | Rs.  | Rs.                                  | Rs.                          | Rs.               | T. F. V. (8)   | Rs.   |  |
| 1 Ahmednagar   | 1,234            | 140         | 21,40,441  | 266  | 2,84,017   | 8,960                          | 1                                       | 16,88,606  | 1,66,559                             | 634                          | 97,635            | 1,34,052   | 4,670   | 20,84,106<br>Remission ... 16,907<br>Suspension ...<br>Collection ... 20,66,883<br>Unauthorized, 316             |
| 2 East Khán-desb ...                                     | 1,736            | 65          | 31,40,604  | 843  | 2,76,545   | 28,456                         | 994                                     | 26,72,135  | 1,41,113                             | 21,518                       | 1,23,231          | 2,00,040   | 930   | 31,60,157<br>Remission ... 28,650<br>Suspension ...<br>Collection ... 31,31,337<br>Unauthorized, 11              |
| 3 West Khán-desb ...                                     | 1,443            | 45          | 19,71,826  | 83   | 1,74,825   | 66,600                         | 73                                      | 16,71,267  | 60,032                               | 8,997                        | 1,73,615          | 1,26,057   | 352   | 90,29,646<br>Remission ... 16,901<br>Suspension ...<br>Collection ... 20,13,416<br>Unauthorized, 329             |
| 4 Násik ...  | 1,532            | 163         | 22,23,626  | 14   | 3,06,814   | 23,271                         | 69                                      | 17,68,945  | 1,22,045                             | 6,539                        | 41,301            | 1,35,386   | 2,451   | 90,67,665<br>Remission ... 69,850<br>Suspension ... 600<br>Collection ... 90,07,028<br>Unauthorized, 137         |
| 5 Poona ...  | 1,004            | 197         | 18,69,036  | 1,723  | 3,48,919   | 8,188                          | 700                                     | 18,66,721  | 1,35,417                             | 16,333                       | 57,232            | 1,17,471   | 13,407  | 16,60,767<br>Remission ... 23,672<br>Suspension ...<br>Collection ... 16,41,951<br>Unauthorized, 4,214           |
| 6 Sátára ...   | 966              | 359         | 28,55,638  | 1,484  | 8,59,913   | 7,252                          | 1,103                                   | 15,88,033  | 8,00,844                             | 7,410                        | 81,005            | 1,76,236   | 13,428  | 21,79,609<br>Remission ... 11,635<br>Suspension ...<br>Collection ... 21,07,974<br>Unauthorized, .....           |
| 7 Sholápur ...   | 669              | 50          | 13,75,658  | 819  | 1,40,497   | 4,224                          | 353                                     | 11,45,980  | 66,510                               | 17,270                       | 76,702            | 89,257   | ...   | 13,95,710<br>Remission ... 657<br>Suspension ... 60<br>Collection ... 13,94,666<br>Unauthorized, 206             |
| Total for Central Division                               | 8,584            | 1,050       | 1,55,84,829  | 5,181  | 23,90,630  | 1,46,895                       | 8,507                                   | 1,18,66,886  | 10,72,920                            | 78,010                       | 6,03,771          | 9,79,429   | 35,247  | 1,45,86,669<br>Remission ... 1,57,561<br>Suspension ... 610<br>Collection ... 1,41,23,255<br>Unauthorized, 6,213 |
| Extra Territorial  | ...              | ...         | 19,491   | 6,422  | 88   | 18                             | 266                                     | 151  | 12,556                               | ...                          | 981               | 10   | ...   | 13,628<br>Remission ...<br>Suspension ...<br>Collection ... 12,948<br>Unauthorized, 760                          |
| Total for 1915-1916                                      | 8,585            | 1,050       | 1,48,68,283  | 11,938   | 22,76,058  | 1,47,414                       | 3,658                                   | 1,13,91,659  | 10,66,810                            | 71,746                       | 5,25,798          | 9,80,434   | 38,436  | 1,38,17,669  |

\* Note.—A. The decrease of one village is due to amalgamation of the area of Shivtakrar in Dhond peta into that of Kudgaon in the said peta.



| 1 Name of district.                    | No. of Villages. |            | 3 Gross fixed Revenue including N. A. and all other uses. | Deduct.   |   |                                  |                            | Remaining fixed Revenue for Collection.                 |                                      |   | 11 Miscellaneous Revenue. | 12 Local Fund. | 13 Less collections in 1915-16 and earlier years. | 14 Total current year consolidated Land Revenue Demand (8) to (12) minus (13).                                   |
|--|------------------|------------|---|---|---|----------------------------------|----------------------------|---|--------------------------------------|---|---------------------------|----------------|---|--|
|  | 2(a) Khalsa.     | 2(b) Inam. |   | 4 Assessment of land assigned for special and public purposes including Forest. | 5 Net alienation of Total Inams (Class I to VII). | 6 Assessment of cultivable land. |                            | 8 Agricultural.   |                                      | 10 Building and other N. A. assessment (including judi in Class VII). |                           |                |   |  |
|  |                  |            |   |   |   | 7 Unoccupied.                    | Free or specially reduced. | 9 Government occupied land including specially reduced. | 9 Allocated lands (Classes I to VI). |   |                           |                |   |  |
| Corresponding columns in T. F. VIII-B. |                  |            | Rs.   | Rs.   | Rs.   | Rs.                              | Rs.                        | Rs.   | Rs.                                  | Rs.   | Rs.                       | Rs.            | T. F. V. (9) Rs.                                  |  |
| SOUTHERN DIVISION.                     |                  |            |   |   |   |                                  |                            |   |                                      |   |                           |                |   |  |
| Belgaum ...                            | 913              | 219        | 24,14,656   | 3,278   | 6,39,566  | 15,240                           | ...                        | 12,82,066   | 4,72,811                             | 1,695   | 55,533                    | 1,49,490       | 4,975   | Remissions ... 19.56<br>Suspensions ... 35<br>Collections ... 19.09<br>Unauthorized Arrears ... 1                |
| Bijapur ...                            | 1,013            | 161        | 19,33,307   | 243   | 3,74,923  | 5,835                            | 223                        | 12,28,207   | 3,18,427                             | 5,449   | 24,317                    | 1,20,502       | 2,822   | Remissions ... 16.94<br>Suspensions ... 8<br>Collections ... 16.50<br>Unauthorized Arrears ... 1                 |
| Dharwar ...                            | 1,259            | 134        | 35,55,988   | 18,850  | 6,08,561  | 32,023                           | 68                         | 22,89,527   | 6,09,176                             | 7,063   | 45,640                    | 2,19,366       | 3,798   | Remissions ... 81.67<br>Suspensions ... 8<br>Collections ... 31.57<br>Unauthorized Arrears ... 1                 |
| Kanara ...                             | 1,419            | ...        | 10,65,746   | 877   | 4,521   | 57,100                           | 327                        | 10,02,099   | 91                                   | 431   | 18,946                    | 63,569         | 840   | Remissions ... 10.84<br>Suspensions ... 1<br>Collections ... 10.83<br>Unauthorized Arrears ...                   |
| Kolaba ...                             | 1,541            | 92         | 14,44,638   | 955   | 1,01,530  | 3,356                            | 9,637                      | 12,97,359   | 24,265                               | 5,901   | 14,246                    | 69,660         | 1,635   | Remissions ... 14.31<br>Suspensions ... 5<br>Collections ... 14.25<br>Unauthorized Arrears ...                   |
| Ratnagiri ...                          | 1,270            | 67         | 9,83,561  | ...   | 81,642  | 1,494                            | 22,217                     | 5,58,051  | 20,078                               | 70  | 31,554                    | 61,487         | 4,078   | Remissions ... 9.67<br>Suspensions ... 4<br>Collections ... 9.60<br>Unauthorized Arrears ...                     |
| Total ...                              | 7,445            | 723        | 1,14,07,890   | 24,203  | 18,11,042   | 1,15,648                         | 32,472                     | 79,58,039   | 14,44,948                            | 21,638  | 1,90,566                  | 7,04,393       | 18,209  | Remissions ... 1,03.01.<br>Suspensions ... 64.<br>Collections ... 1,02.16.<br>Unauthorized Arrears ... 4.        |
| Extra Territorial ...                  | ...              | ...        | 30,813  | ...   | 3,724   | ...                              | 1,527                      | 6,041   | 19,521                               | ...   | 56                        | ...            | ...   | Collections ... 25.0<br>Unauthorized Arrears ... 25.0  |
| Total for 1915-16 ...                  | 7,444            | 723        | 1,13,84,777   | 25,624  | 18,13,797   | 1,14,101                         | 33,049                     | 79,35,082   | 14,43,904                            | 20,220  | 1,87,511                  | 7,02,561       | 30,942  | Remissions ... 1,02.58.7<br>Suspensions ... 2.51.2<br>Collections ... 99.66.5<br>Unauthorized Arrears ... 4.4    |
| Extra Territorial ...                  | ...              | ...        | 29,076  | ...   | 3,261   | ...                              | 1,527                      | 5,959   | 19,329                               | ...   | 56                        | ...            | ...   | 24.5   |
| Total for the Presidency proper ...    | 20,856           | 2,075      | 4,13,30,154   | 1,70,493  | 69,45,623   | 7,40,037                         | 11,87,327                  | 9,84,58,125   | 36,26,576                            | 1,92,973  | 15,86,401                 | 25,29,106      | 81,775  | Remissions ... 3,63.11.4<br>Suspensions ... 4,91.6<br>Collections ... 27.5<br>Unauthorized Arrears ... 3,57.81.0 |
| Extra Territorial ...                  | ...              | ...        | 51,019  | 6,422   | 3,812   | 18                               | 1,783                      | 6,907   | 82,077                               | ...   | 1,037                     | 10             | ...   | 90.0   |
| Total for 1915-16 ...                  | 20,856           | 2,075      | 4,05,97,469   | 1,88,350  | 68,32,058   | 8,17,337                         | 12,31,406                  | 2,77,75,929   | 36,08,734                            | 1,73,525  | 12,95,047                 | 24,59,155      | 97,454  | 3,52,14.9  |

The Collectors of Belgaum and Ratnagiri have reported that the figures of arrears shown in the last year's statement were inaccurate and that correct. The difference of Rs. 1 to Rs. 2 in the figures of other districts are due to elimination of annas.

No. I—concl.

| Arrears of Consolidated Revenue. |               |                  |                        |  |  | Gross Consolidated original Demand. | Remitted or Demand cancelled or written off. | Suspended. | Collected.  | Overcollections (whether refunded or carried forward). | Balance unauthorized. | Non-Tharavand Items. | Remarks. |
|----------------------------------|---------------|------------------|------------------------|--|--|-------------------------------------|--|------------|-------------|--|-----------------------|----------------------|----------|
| Authorized.                      |               |                  | Unauthorized.          |  |  |                                     |  |            |             |  |                       |                      |          |
| 1913-14.                         | 1914-15.      | 1915-16.         | Other years.           | 1914-15.   | 1915-16.   |                                     |  |            |             |  |                       |                      |          |
| 15                               | 16            | 17               | 18                     | 19   | 20   | 21                                  | 22   | 23         | 24          | 25   | 26                    | 27                   | 28       |
| T. F. VII (2)                    | T. F. VII (3) | T. F. VII (4)    | T. F. VII (5)          | T. F. VII (6)  | T. F. VII (7)  | T. F. V. (8)                        | (9)  | (10)       | (11)        | (12)   | Foot note to T. F. V. |                      |          |
| Rs.                              | Rs.           | Rs.              | Rs.                    | Rs.  | Rs.  | Rs.                                 | Rs.  | Rs.        | Rs.         | Rs.  | Rs.                   |                      |          |
| ...                              | ...           | ...              | 1,568                  | 1,004  | 1,514  | 19,61,606                           | ...  | ...        | ...         | ...  | ...                   | ...                  | ...      |
| ...                              | ...           | ...              | 20                     | 11   | 194  | ...                                 | 35,728                                       | ...        | ...         | ...  | ...                   | ...                  | ...      |
| ...                              | ...           | ...              | 13                     | 673  | 564  | ...                                 | ...  | 10,057     | ...         | 19,10,915  | ...                   | ...                  | ...      |
| ...                              | ...           | ...              | 1,835                  | 320  | 756  | ...                                 | ...  | ...        | ...         | ...  | ...                   | 4,906†               | 7,965    |
| 3,464                            | ...           | 270              | 523                    | 452  | 1,449  | 17,00,178                           | 8,473  | ...        | ...         | ...  | ...                   | ...                  | ...      |
| ...                              | ...           | 195              | 26                     | ...  | 10   | ...                                 | ...  | 3,739      | ...         | ...  | ...                   | ...                  | ...      |
| 3,446                            | ...           | 75               | 363                    | 325  | 1,323  | ...                                 | ...  | ...        | 16,66,214   | 4,792  | ...                   | ...                  | ...      |
| ...                              | ...           | ...              | 144                    | 127  | 116  | ...                                 | ...  | ...        | ...         | ...  | ...                   | 1,752‡               | 3,684    |
| 3,462                            | 427           | 428              | 8                      | ...  | 340  | 81,71,759                           | 9,288  | ...        | ...         | ...  | ...                   | ...                  | 1,430    |
| 2,56                             | ...           | ...              | ...                    | ...  | 52   | ...                                 | ...  | 4,321      | ...         | ...  | ...                   | ...                  | ...      |
| 2,679                            | 427           | 423              | 8                      | ...  | 283  | ...                                 | ...  | ...        | 31,57,716   | 4,675  | ...                   | ...                  | ...      |
| 256                              | ...           | ...              | ...                    | ...  | ...  | ...                                 | ...  | ...        | ...         | ...  | ...                   | ...                  | ...      |
| ...                              | ...           | 90               | 2                      | 1  | 567  | 10,55,485                           | ...  | ...        | ...         | ...  | ...                   | 434‡                 | 11,061   |
| ...                              | ...           | 20               | 2                      | ...  | 268  | ...                                 | 1,476  | ...        | ...         | ...  | ...                   | ...                  | ...      |
| ...                              | ...           | ...              | ...                    | ...  | 529  | ...                                 | ...  | ...        | 10,53,571   | 1,043  | ...                   | ...                  | ...      |
| ...                              | ...           | ...              | ...                    | 1  | 70   | ...                                 | ...  | ...        | ...         | ...  | ...                   | 438‡                 | 2,106    |
| ...                              | ...           | ...              | ...                    | ...  | ...  | 14,31,446                           | ...  | 5,779      | ...         | ...  | ...                   | ...                  | ...      |
| ...                              | ...           | ...              | ...                    | ...  | ...  | ...                                 | ...  | ...        | ...         | ...  | ...                   | ...                  | ...      |
| ...                              | ...           | ...              | ...                    | ...  | ...  | ...                                 | ...  | ...        | 14,25,667   | 1,581  | ...                   | ...                  | ...      |
| ...                              | ...           | ...              | ...                    | ...  | ...  | ...                                 | ...  | ...        | ...         | ...  | ...                   | ...                  | 19,656   |
| ...                              | ...           | ...              | ...                    | ...  | ...  | ...                                 | ...  | ...        | ...         | ...  | ...                   | ...                  | ...      |
| 8,706                            | 1,194         | 2,254            | ...                    | ...  | 3  | 8,79,362                            | ...  | ...        | ...         | ...  | ...                   | ...                  | ...      |
| 71                               | 11            | 522              | ...                    | ...  | ...  | ...                                 | ...  | 5,264      | ...         | ...  | ...                   | ...                  | ...      |
| 7,883                            | 1,143         | 1,576            | ...                    | ...  | 3  | ...                                 | ...  | 12,790     | ...         | ...  | ...                   | ...                  | ...      |
| 726                              | 45            | 150              | ...                    | ...  | ...  | ...                                 | ...  | ...        | 9,61,378    | 953  | ...                   | ...                  | ...      |
| ...                              | ...           | ...              | ...                    | ...  | ...  | ...                                 | ...  | ...        | ...         | ...  | ...                   | ...                  | 25,902   |
| 16,632                           | 1,026         | 2,072            | 2,401                  | 1,457  | 4,473  | 1,03,29,836                         | ...  | ...        | ...         | ...  | ...                   | ...                  | ...      |
| 353                              | 11            | 737              | 46                     | 11   | 524  | ...                                 | 66,008                                       | ...        | ...         | ...  | ...                   | ...                  | ...      |
| 10,833                           | 1,659         | 2,004            | ...                    | ...  | ...  | ...                                 | ...  | 80,637     | ...         | 1,02,25,461  | ...                   | ...                  | ...      |
| 4,428                            | 45            | 231              | 374                    | 936  | 3,007  | ...                                 | ...  | ...        | ...         | 24,545   | ...                   | ...                  | ...      |
| 18                               | ...           | ...              | 1,079                  | 448  | 942  | ...                                 | ...  | ...        | ...         | ...  | ...                   | 7,530                | 69,774   |
| ...                              | ...           | ...              | ...                    | 19   | ...  | 25,637                              | ...  | ...        | ...         | ...  | ...                   | ...                  | ...      |
| ...                              | ...           | ...              | ...                    | 15   | ...  | ...                                 | ...  | ...        | ...         | 25,626   | ...                   | ...                  | ...      |
| ...                              | ...           | ...              | ...                    | 4  | ...  | ...                                 | ...  | ...        | ...         | ...  | 11*                   | ...                  | ...      |
| ...                              | Add:—         | Over collections | Non-Tharavand items    | Adjusted in Accountant General's Books and advised to Collectors | Revenue received on behalf of Poona District                     | ...                                 | ...  | ...        | ...         | 24,545   | ...                   | ...                  | ...      |
| ...                              | ...           | ...              | ...                    | ...  | ...  | ...                                 | ...  | ...        | ...         | 69,774   | ...                   | ...                  | ...      |
| ...                              | ...           | ...              | ...                    | ...  | ...  | ...                                 | ...  | ...        | ...         | 245  | ...                   | ...                  | ...      |
| ...                              | ...           | ...              | ...                    | ...  | ...  | ...                                 | ...  | ...        | ...         | 33   | ...                   | ...                  | ...      |
| ...                              | ...           | ...              | ...                    | ...  | ...  | ...                                 | ...  | ...        | ...         | 1,03,45,684  | ...                   | ...                  | ...      |
| 37,787                           | 88,041        | 13,063           | 516                    | 2,596  | 14,768   | 1,04,15,999                         | 2,93,000                                     | 20,223     | 1,00,94,240 | 22,637   | 8,331                 | 58,047               | ...      |
| 3,900                            | 2,885         | 431              | 23                     | 248  | 1,174  | ...                                 | ...  | ...        | ...         | ...  | ...                   | ...                  | ...      |
| 7,400                            | 7,816         | 2,047            | ...                    | ...  | ...  | ...                                 | ...  | ...        | ...         | ...  | ...                   | ...                  | ...      |
| 26,474                           | 77,332        | 10,585           | 303                    | 1,219  | 11,375   | ...                                 | ...  | ...        | ...         | ...  | ...                   | ...                  | ...      |
| 13                               | 8             | ...              | 492                    | 1,129  | 2,219  | ...                                 | ...  | ...        | ...         | ...  | ...                   | ...                  | ...      |
| ...                              | Add:—         | Over collections | Over Extra Territorial | Non-Tharavand items  | Adjusted in Accountant General's books and advised to Collectors | ...                                 | ...  | ...        | ...         | 24,344   | 13                    | 19                   | ...      |
| ...                              | ...           | ...              | ...                    | ...  | ...  | ...                                 | ...  | ...        | ...         | 22,637   | ...                   | ...                  | ...      |
| ...                              | ...           | ...              | ...                    | ...  | ...  | ...                                 | ...  | ...        | ...         | 13   | ...                   | ...                  | ...      |
| ...                              | ...           | ...              | ...                    | ...  | ...  | ...                                 | ...  | ...        | ...         | 58,047†  | ...                   | ...                  | ...      |
| ...                              | ...           | ...              | ...                    | ...  | ...  | ...                                 | ...  | ...        | ...         | 363  | ...                   | ...                  | ...      |
| ...                              | ...           | ...              | ...                    | ...  | ...  | ...                                 | ...  | ...        | ...         | 1,01,99,644  | ...                   | ...                  | ...      |
| 3,53,681                         | 31,033        | 18,69,976        | 9,001                  | 2,225  | 15,927   | 3,86,16,456                         | 5,64,904                                     | 2,30,926   | 3,77,63,513 | 1,51,967   | 18,906                | 1,88,686             | ...      |
| 50,903                           | 452           | 15,947           | 147                    | 479  | 5,330  | ...                                 | ...  | ...        | ...         | ...  | ...                   | ...                  | ...      |
| 12,326                           | 18,001        | 1,75,661         | ...                    | ...  | ...  | ...                                 | ...  | ...        | ...         | ...  | ...                   | ...                  | ...      |
| 9,92,372                         | 15,880        | 16,78,367        | 2,788                  | 1,128  | 12,228   | ...                                 | ...  | ...        | ...         | ...  | ...                   | ...                  | ...      |
| 21                               | ...           | ...              | 6,066                  | 625  | 1,369  | ...                                 | ...  | ...        | ...         | ...  | ...                   | ...                  | ...      |
| ...                              | ...           | ...              | ...                    | 19   | 750  | 40,800                              | ...  | ...        | ...         | 40,039   | ...                   | 761                  | ...      |
| 3,52,146                         | 7,55,718      | 51,770           | 8,303                  | 3,493  | 27,962   | 36,44,328                           | 8,33,705                                     | 22,56,696  | 3,33,23,780 | 1,23,858   | 30,147                | 201,456              | ...      |

Figures are given this year.

## APPENDIX No. II—TAGAI FORM IX—PRINCIPAL.

## Trial Balance Sheet and Wasul Baki Statement for the districts in Northern Division for 1916-17.

| Name of District. | Account number. | Balance on 1st October 1916. | In the year.                |  |                          | Demands overdue. |               | Balance at end of September 1917. | Voluntary overpayments out of future instalments included in column 5. | Remarks.  |
|-------------------|-----------------|------------------------------|-----------------------------|--|--------------------------|------------------|---------------|-----------------------------------|--|---|
|                   |                 |                              | Debits (including refunds). | Cash credits (including over-collections). | Written off or remitted. | Suspended.       | Unauthorized. |                                   |  |   |
| 1                 | 2               | 3                            | 4                           | 5  | 6                        | 7                | 8             | 9                                 | 10   | 11  |
| Ahmedabad         | ...             | Rs. 14,14,305                | Rs. 2,210                   | Rs. 3,88,900                               | Rs. 1,200                | Rs. 3,277        | Rs. 2,312     | Rs. 10,56,325                     | Rs. 17,078   | The decrease of Rs. 17,348 in the opening balance for 1916-17 is due to (1) exclusion of Rs. 10,159 on account of Talukdari Loan and Rs. 1,159 adjusted on account of interest wrongly included in the opening balance for 1916-17. |
| Kaira             | ...             | 9,60,670                     | 1,135                       | 2,49,472                                   | ...                      | 18               | ...           | 7,12,333                          | 8,096  | The decrease of Rs. 2,038 in opening balance is owing to the exclusion of the figures of loan to Baharis included in closing balance for 1915-16.   |
| Panch Mahals      | ...             | 3,01,969                     | 47                          | 1,19,752                                   | ...                      | ...              | 103           | 1,82,984                          | 3,668  |   |
| Broach            | ...             | 1,03,411                     | 5,600                       | 73,313                                     | ...                      | 40               | ...           | 85,698                            | 1,015  |   |
| Surat             | ...             | 47,801                       | 425                         | 16,364                                     | ...                      | ...              | ...           | 31,362                            | 1,348  | The opening balance includes Rs. 5,307 on account of advances to Bhils in the Dangs.  |
| Thana             | ...             | 66,695                       | 1,860                       | 32,953                                     | ...                      | 135              | 2,551         | 35,602                            | 400  |   |
| Total             | ...             | 29,34,371                    | 11,277                      | 8,60,844                                   | 1,200                    | 3,565            | 4,966         | 20,63,604                         | 32,505   |   |

## TAGAI FORM IX—INTEREST.

| Name of District. | Account number. | Balance on 1st October 1916. | In the year.                 |  |                          | Demands overdue. |               | Balance at the end of September 1917. | Remarks.   |
|-------------------|-----------------|------------------------------|------------------------------|--|--------------------------|------------------|---------------|---------------------------------------|--|
|                   |                 |                              | Debits not including refund. | Cash credits (including over-collections). | Written off or remitted. | Suspended.       | Unauthorized. |                                       |  |
| 1                 | 2               | 3                            | 4                            | 5  | 6                        | 7                | 8             | 9                                     | 10   |
| Ahmedabad         | ...             | Rs. (1) 1,44,255             | Rs. 91,988                   | Rs. 1,79,940                               | Rs. 470                  | Rs. 759          | Rs. 233       | Rs. 55,838                            | (1) Increase of Rs. 35,388 is due to interest for 1915-16 which was not shown last year was included in the opening balance for 1916-17, etc.  |
| Kaira             | ...             | 48,169                       | 99,278                       | 96,769                                     | ...                      | 26               | ...           | 60,668                                | Cause of decrease of Rs. 18 is the same as that stated in the return of principal.   |
| Panch Mahals      | ...             | 5,348                        | 36,194                       | 28,527                                     | ...                      | ...              | 14            | 18,015                                |  |
| Broach            | ...             | (2) 5,654                    | 3,720                        | (a) 6,526                                  | ...                      | ...              | ...           | 2,852                                 | (a) Includes overcollections of Rs. 4.<br>(2) Cause of difference of Rs. 4,103 is the same as that shown against Ahmedabad.  |
| Surat             | ...             | (3) 3,653                    | 829                          | 3,722                                      | ...                      | ...              | ...           | 760                                   | (3) The increase of Rs. 3,470 in the opening balance is due to interest for 1915-16 which was not shown last year was shown at the beginning of 1916-17 and interest on advances to Bhils in Dangs included in the return for the first time in 1916-17. |
| Thana             | ...             | 62                           | 5,571                        | (b) 5,298                                  | ...                      | 5                | 331           | 336                                   | (b) Includes overcollection of Rs. 1.  |
| Total             | ...             | 2,07,131                     | 2,37,580                     | 3,20,782                                   | 470                      | 790              | 678           | 1,23,464                              |  |

## TAGAI FORM IX—PRINCIPAL.

*Trial Balance Sheet and Wasul Baki Statement of Tagai advances for the districts in the Central Division for the year ending 30th September 1917.*

| Serial No. | Name of District. | Balance on 1st October 1916. | In the year.                |   |                          | Demands overdue. |               | Balance at the end of September 1917. | Voluntary overpayments out of future instalments included in column 5. | Remarks. |
|------------|-------------------|------------------------------|-----------------------------|---|--------------------------|------------------|---------------|---------------------------------------|--|----------|
|            |                   |                              | Debits (including refunds). | Cash credits (including overcollections). | Written off or remitted. | Suspended.       | Unauthorized. |                                       |  |          |
| 1          | 2                 | 3                            | 4                           | 5   | 6                        | 7                | 8             | 9                                     | 10   | 11       |
|            |                   | Rs.                          | Rs.                         | Rs.                                       | Rs.                      | Rs.              | Rs.           | Rs.                                   | Rs.  |          |
| 1          | Ahmednagar        | 13,07,355                    | 807                         | 4,01,093                                  | 176                      | 94               | 433           | 9,06,963                              | 23,401   |          |
| 2          | East Khândesh     | 1,06,470                     | 1,703                       | 50,424                                    | .....                    | 140              | .....         | 56,749                                | 1,099  |          |
| 3          | West Khândesh     | 1,30,606                     | 14,377                      | 58,598                                    | 376                      | 23               | 653           | 86,008                                | 992  |          |
| 4          | Nâsik             | 1,12,765                     | 2,055                       | 33,991                                    | .....                    | .....            | 2             | 80,829                                | 160  |          |
| 5          | Poona             | 4,41,706                     | 6,528                       | 99,256                                    | 17                       | .....            | 198           | 3,48,761                              | 4,679  |          |
| 6          | Sâtâra            | 2,19,694                     | 1,021                       | 43,930                                    | .....                    | .....            | .....         | 1,76,795                              | 1,882  |          |
| 7          | Sholâpur          | 5,71,814                     | 836                         | 1,59,994                                  | .....                    | 627              | 49            | 4,12,656                              | 1,974  |          |
|            | Total for C. D.   | 29,89,309                    | 27,377                      | 8,47,276                                  | 569                      | 839              | 1,335         | 20,68,841                             | 34,187   |          |

NOTE.—Difference of Rs. 146 between the figures shown in column 10 of last year's return and those entered in column 3 of this return is due to adjustments in accounts.

## TAGAI FORM IX—INTEREST.

| Serial No. | Name of District. | Balance on 1st October 1916. | In the year.                    |   |                          | Demands overdue. |               | Balance at the end of September 1917. | Remarks.                            |
|------------|-------------------|------------------------------|---------------------------------|---|--------------------------|------------------|---------------|---------------------------------------|-------------------------------------|
|            |                   |                              | Debits (not including refunds). | Cash credits (including overcollections). | Written off or remitted. | Suspended.       | Unauthorized. |                                       |                                     |
| 1          | 2                 | 3                            | 4                               | 5   | 6                        | 7                | 8             | 9                                     | 10                                  |
|            |                   | Rs.                          | Rs.                             | Rs.                                       | Rs.                      | Rs.              | Rs.           | Rs.                                   |                                     |
| 1          | Ahmednagar        | 61,303                       | 1,13,164                        | 1,43,630                                  | 7                        | 15               | 163           | 30,730                                |                                     |
| 2          | East Khândesh     | 23                           | 12,514                          | 8,626                                     | .....                    | 5                | .....         | 3,911                                 |                                     |
| 3          | West Khândesh     | 706                          | 10,673                          | 10,718*                                   | 114                      | 3                | 18            | 617                                   | *Includes overcollection of Rs. 70. |
| 4          | Nâsik             | 234                          | 13,467                          | 8,450                                     | .....                    | .....            | 29            | 5,251                                 |                                     |
| 5          | Poona             | 15,112                       | 30,270                          | 35,707†                                   | .....                    | .....            | 35            | 9,598                                 | †Includes overcollection of Rs. 13. |
| 6          | Sâtâra            | 2,968                        | 14,983                          | 15,775                                    | .....                    | .....            | .....         | 2,175                                 |                                     |
| 7          | Sholâpur          | 15,744                       | 45,343                          | 46,787                                    | .....                    | 136              | 6             | 14,300                                |                                     |
|            | Total for C. D.   | 96,990                       | 2,40,414                        | 2,69,783‡                                 | 121                      | 159              | 250           | 66,583                                | ‡Includes overcollection of Rs. 63. |

NOTE.—Difference of Rs. 3,211 between the figures shown in column 10 of last year's return and those entered in column 3 of this return is due to adjustments in accounts.



## TAGAI FORM IX—PRINCIPAL.

Statement showing Tagai advances, collections and balances for the year ending 30th September 1917 for the districts in the Southern Division.

| District.                                     | Balance on 1st October 1916. | In the year.                                     |   |                                 | Demands overdue. |                | Balance at the end of September 1917.            | Voluntary overpayments included in column 4. | Remarks.  |
|---|------------------------------|--|---|---------------------------------|------------------|----------------|--|--|---|
|   |                              | Debits (including refunds).                      | Cash credits (including overcollections). | Amount written off or remitted. | Sus-pended.      | Unautho-rized. |  |  |   |
| 1   | 2                            | 3  | 4   | 5                               | 6                | 7              | 8  | 9  | 10  |
|   | Rs. a. p.                    | Rs. a. p.  | Rs. a. p.                                 | Rs. a. p.                       | Rs. a. p.        | Rs. a. p.      | Rs. a. p.  | Rs. a. p.                                    |   |
| 1. Belgaum ...                                | 2,00,992 7 10                | 5,654 14 0                                       | 52,336 15 10                              | .....                           | .....            | 24 0 0         | 1,63,260 6 0                                     | 4,014 0 0                                    |   |
| 2. Bijapur ...                                | 3,01,928 13 6                | 37,926 5 0<br>+5,000 0 0                         | 71,555 8 6                                | 301 8 6                         | 1,151 0 0        | 270 8 0        | 12,67,006 1 6<br>+5,000 0 0                      | 1,548 11 2                                   | +Rs. 5,000 shown in columns 3 and 8 for Bijapur are advances made to weavers not taken into accounts by the Accountant General. The difference of Rs. 52-14-0 between Accountant General's balance and Collector's balance is due to—<br>Rs. 100 0 0 advanced in August adjusted in accounts in November but not included by the Accountant General.<br>47 2 0 wrongly credited to interest are deducted from the balance.<br><br>Rs. 52 14 0 |
| 3. Dhárwár ...                                | 3,91,939 10 0                | 57,565 1 0                                       | 1,39,447 2 0                              | .....                           | .....            | 1,070 0 0      | 13,19,297 9 0                                    | 2,218 11 0                                   | The difference between Accountant General's and Collector's figures has not yet been reconciled. A reference to Accountant General from the Collector is still pending.   |
| 4. Kánara ...                                 | 42,640 6 0                   | 4,852 10 0                                       | 14,958 7 0                                | .....                           | .....            | .....          | 32,634 8 0                                       | 89 0 0                                       |   |
| 5. Kolába ...                                 | 18,567 0 0                   | 319 0 0  | 7,681 15 0                                | 1 5 0                           | .....            | .....          | 11,302 12 0                                      | 12 0 0                                       | The difference between Accountant General's balance and Collector's balance is Rs. 9-3-0 and is due to Rs. 10-8-0 wrongly credited to interest of which Rs. 1-5-0 is written off.   |
| 6. Ratnágiri ...                              | 7,339 10 0                   | 60 0 0   | 2,678 9 0                                 | .....                           | .....            | .....          | 4,721 8 0  | .....  |   |
| Total ...                                     | 9,73,907 14 4                | 1,06,317 14 0<br>+5,000 0 0<br><br>1,11,317 14 0 | 2,81,618 2 4                              | 392 13 6                        | 1,151 0 0        | 1,364 8 0      | 7,98,114 12 6<br>+5,000 0 0<br><br>8,03,114 12 6 | 7,692 6 2                                    |   |
| Total of principal for the Presidency proper. | 67,87,487 14 4               | 1,49,071 14 0                                    | 20,09,738 2 4                             | 3,161 13 6                      | 5,605 0 0        | 7,665 8 0      | 49,25,559 12 6                                   | 71,611 6 2                                   |   |

## TAGAI FORM IX—INTEREST.

| District.                                    | Balance on 1st October 1916. | In the year.                |   |                                 | Demands overdue. |                | Balance at the end of September 1917. | Voluntary overpayments included in column 4. | Remarks. |
|--|------------------------------|-----------------------------|---|---------------------------------|------------------|----------------|---------------------------------------|--|----------|
|  |                              | Debits (including refunds). | Cash credits (including overcollections). | Amount written off or remitted. | Sus-pended.      | Unautho-rized. |                                       |  |          |
| 1  | 2                            | 3                           | 4   | 5                               | 6                | 7              | 8                                     | 9  | 10       |
|  | Rs. a. p.                    | Rs. a. p.                   | Rs. a. p.                                 | Rs. a. p.                       | Rs. a. p.        | Rs. a. p.      | Rs. a. p.                             | Rs. a. p.                                    |          |
| 1. Belgaum ...                               | 6,517 13 0                   | 10,749 6 0                  | 15,384 10 0                               | .....                           | .....            | 9 12 0         | 1,882 9 0                             | .....  |          |
| 2. Bijapur ...                               | 5,276 4 6                    | 20,489 6 3                  | 23,093 3 0                                | 118 6 0                         | 813 3 0          | 81 0 0         | 2,548 3 9                             | .....  |          |
| 3. Dhárwár ...                               | 12,023 3 0                   | 23,004 7 0                  | 32,250 2 0                                | .....                           | .....            | 406 5 0        | 2,779 8 0                             | .....  |          |
| 4. Kánara ...                                | 4,001 12 0                   | 2,836 12 0                  | 3,661 1 0                                 | .....                           | .....            | .....          | 3,267 7 0                             | .....  |          |
| 5. Kolába ...                                | 16 12 0                      | 1,518 10 0                  | 1,432 15 0                                | .....                           | .....            | .....          | 102 7 0                               | 2 0 0  |          |
| 6. Ratnágiri ...                             | 221 13 0                     | 520 11 0                    | 636 0 0                                   | .....                           | .....            | .....          | 114 15 0                              | 0 3 0  |          |
| Total ...                                    | 23,149 9 6                   | 59,137 6 3                  | 76,463 8 0                                | 118 6 0                         | 813 3 0          | 490 10 0       | 10,635 1 0                            | 2 3 0  |          |
| Total of interest for the Presidency proper. | 3,31,970 9 6                 | 5,37,121 6 3                | 6,67,028 8 0                              | 709 6 0                         | 1,762 3 0        | 1,318 10 0     | 2,00,742 1 0                          | 2 3 0  |          |

Note.—Columns 9 of the statements of both Principal and Interest:—

The difference between the figures in this column and in column 10 of the last year's return is due to mistakes subsequently detected and corrected.

## APPENDIX No. III—DISTRICT FORM I.

Statement showing details of area in the districts of Northern, Central and Southern Divisions for 1916-17.

| No.                       | Name of District.                    | Gross area. | Deduct.                       |                                     |  |  |                           |                            | Remaining occupied assessed land. |              |             |
|---------------------------|--------------------------------------|-------------|-------------------------------|-------------------------------------|--|--|---------------------------|----------------------------|-----------------------------------|--------------|-------------|
|                           |                                      |             | Un-assessed culti-vable land. | Land not available for cultivation. |  |  | Cultivable assessed land. |                            | Government.                       |              | Allo-cated. |
|                           |                                      |             |                               | Un-culti-vable.                     | Assigned for special and public uses including Forest. | Used for buildings and other N. A. purposes not including plots within village site, or city survey. | Un-occupied.              | Free or specially reduced. | Ordinary.                         | Restric-ted. |             |
| 2                         | 3                                    | 4           | 5                             | 6                                   | 7  | 8  | 9                         | 10                         | 11                                | 12           |             |
| <b>NORTHERN DIVISION.</b> |                                      |             |                               |                                     |  |  |                           |                            |                                   |              |             |
|                           | Acres.                               | Acres.      | Acres.                        | Acres.                              | Acres.   | Acres.   | Acres.                    | Acres.                     | Acres.                            | Acres.       | Acres.      |
|                           |                                      |             |                               | Forest ..                           |  |  |                           |                            |                                   |              |             |
|                           |                                      |             |                               | Other ..                            |  |  |                           |                            |                                   |              |             |
| 1                         | Ahmedabad                            | 2,458,225   | 7,935                         | 371,025                             | 111,736  | 871  | 152,665                   | 17,797                     | 1,271,292                         | 93,503       | 444,561     |
|                           |                                      |             |                               | Forest ..                           | 0  |  |                           |                            |                                   |              |             |
|                           |                                      |             |                               | Other ..                            | 88,219   |  |                           |                            |                                   |              |             |
| 2                         | Kaira                                | 1,022,201   | 1,135                         | 56,226                              | 88,219   | 106  | 38,225                    | 275                        | 417,569                           | 73,390       | 341,652     |
|                           |                                      |             |                               | Forest ..                           | 212,198  |  |                           |                            |                                   |              |             |
|                           |                                      |             |                               | Other ..                            | 32,026   |  |                           |                            |                                   |              |             |
| 3                         | Panch Mahals                         | 1,027,629   | 35,276                        | 61,700                              | 244,233  | 113  | 43,624                    | 5,900                      | 228,783                           | 163,719      | 174,376     |
|                           |                                      |             |                               | Forest ..                           | 0  |  |                           |                            |                                   |              |             |
|                           |                                      |             |                               | Other ..                            | 57,235   |  |                           |                            |                                   |              |             |
| 4                         | Broach                               | 940,223     | 2,744                         | 196,765                             | 57,235   | 38   | 25,054                    | 31,175                     | 406,539                           | 31,500       | 188,158     |
|                           |                                      |             |                               | Forest ..                           | 45,254   |  |                           |                            |                                   |              |             |
|                           |                                      |             |                               | Other ..                            | 57,483   |  |                           |                            |                                   |              |             |
| 5                         | Surat                                | 1,052,151   | 100,294                       | 55,555                              | 102,767  | 339  | 24,135                    | 2,409                      | 629,453                           | 35,543       | 106,626     |
|                           |                                      |             |                               | Forest ..                           | 970,457  |  |                           |                            |                                   |              |             |
|                           |                                      |             |                               | Other ..                            | 106,532  |  |                           |                            |                                   |              |             |
| 6                         | Thane                                | 2,259,637   | 56,140                        | 166,473                             | 1,015,689  | 3,730  | 19,710                    | 2,246                      | 874,265                           | 7,700        | 151,943     |
|                           |                                      |             |                               | Forest ..                           | 1,179,970  |  |                           |                            |                                   |              |             |
|                           |                                      |             |                               | Other ..                            | 440,029  |  |                           |                            |                                   |              |             |
|                           | Total for Northern Division.         | 8,736,746   | 204,105                       | 928,705                             | 1,512,969  | 5,222  | 282,223                   | 60,408                     | 3,866,272                         | 410,355      | 1,407,367   |
|                           | Northern Division Total for 1915-16. | 5,763,043   | 203,203                       | 912,164                             | 1,501,662  | 6,474  | 215,259                   | 43,947                     | 4,301,463                         |              | 1,406,573   |
| <b>CENTRAL DIVISION.</b>  |                                      |             |                               |                                     |  |  |                           |                            |                                   |              |             |
|                           |                                      |             |                               | Other ..                            | 134,345  |  |                           |                            |                                   |              |             |
|                           |                                      |             |                               | Forest ..                           | 522,734  |  |                           |                            |                                   |              |             |
| 1                         | Ahmednagar                           | 4,241,537   | 12,516                        | 333,319                             |  | 230  | 27,542                    | 2                          | 2,562,496                         | 10,001       | 638,162     |
|                           |                                      |             |                               | Other ..                            | 100,697  |  |                           |                            |                                   |              |             |
|                           |                                      |             |                               | Forest ..                           | 415,154  |  |                           |                            |                                   |              |             |
| 2                         | East Khandesh                        | 2,979,130   | 9,265                         | 254,745                             |  | 1,132  | 57,061                    | 589                        | 1,771,431                         | 23,450       | 254,225     |
|                           |                                      |             |                               | Other ..                            | 30,435   |  |                           |                            |                                   |              |             |
|                           |                                      |             |                               | Forest ..                           | 187,649  |  |                           |                            |                                   |              |             |
| 3                         | West Khandesh                        | 3,480,345   | 22,702                        | 560,715                             |  | 359  | 102,515                   | 152                        | 1,044,563                         | 369,707      | 143,511     |
|                           |                                      |             |                               | Other ..                            | 134,697  |  |                           |                            |                                   |              |             |
|                           |                                      |             |                               | Forest ..                           | 617,477  |  |                           |                            |                                   |              |             |
| 4                         | Nasik                                | 3,771,303   | 15,735                        | 351,227                             |  | 454  | 57,067                    | 243                        | 1,975,545                         | 103,075      | 402,664     |
|                           |                                      |             |                               | Other ..                            | 133,562  |  |                           |                            |                                   |              |             |
|                           |                                      |             |                               | Forest ..                           | 440,221  |  |                           |                            |                                   |              |             |
| 5                         | Poona                                | 3,423,061   | 691                           | 350,222                             |  | 6,374  | 13,540                    | 310                        | 1,909,406                         | 3,556        | 625,943     |
|                           |                                      |             |                               | Other ..                            | 94,122   |  |                           |                            |                                   |              |             |
|                           |                                      |             |                               | Forest ..                           | 451,210  |  |                           |                            |                                   |              |             |
| 6                         | Satara                               | 3,135,507   | 12,995                        | 230,602                             |  | 705  | 23,240                    | 1,051                      | 1,407,665                         | 5,329        | 909,377     |
|                           |                                      |             |                               | Other ..                            | 95,497   |  |                           |                            |                                   |              |             |
|                           |                                      |             |                               | Forest ..                           | 146,712  |  |                           |                            |                                   |              |             |
| 7                         | Sholapur                             | 2,515,006   | 3,424                         | 152,526                             |  | 542  | 11,469                    | 248                        | 2,051,730                         | 33,713       | 379,575     |
|                           |                                      |             |                               | Other ..                            | 4,535  |  |                           |                            |                                   |              |             |
|                           | Extra Territorial                    | 4,952       | —                             | 3                                   | 4,535  | —  | 19                        | 56                         | —                                 | —            | 59          |
|                           |                                      |             |                               | Other ..                            | 191,586  |  |                           |                            |                                   |              |             |
|                           |                                      |             |                               | Forest ..                           | 3,589,757  |  |                           |                            |                                   |              |             |
|                           | Total for Central Division.          | 23,581,225  | 77,220                        | 2,330,666                           |  | 9,929  | 359,746                   | 2,626                      | 12,755,022                        | 549,992      | 3,254,027   |
|                           | Central Division Total for 1915-16.  | 23,576,313  | 77,211                        | 2,325,166                           |  | 9,736  | 355,538                   | 2,621                      | 12,745,775                        |              | 3,248,561   |

## APPENDIX No. III—DISTRICT FORM I—continued.

| No. | Name of District.                           | Gross area. | Deduct.                       |                                     |  |   |                           |                            | Remaining occupied assessed land. |              |            |        |
|-----|---|-------------|-------------------------------|-------------------------------------|--|---|---------------------------|----------------------------|-----------------------------------|--------------|------------|--------|
|     |   |             | Un-assessed culti-vable land. | Land not available for cultivation. |  |   | Cultivable assessed land. |                            | Government.                       |              | Alienated. |        |
|     |   |             |                               | Unculti-vable.                      | Assigned for special and public uses including Forest. | Used for buildings and other N. A. purposes not including plots within village site or city survey. | Un-occupied.              | Free or specially reduced. | Ordinary.                         | Restric-ted. |            |        |
| 1   | 2   | 3           | 4                             | 5                                   | 6  | 7   | 8                         | 9                          | 10                                | 11           | 12         |        |
|     | <b>SOUTHERN DIVISION.</b>                   | Acres.      | Acres.                        | Acres.                              | Acres.   | Acres.  | Acres.                    | Acres.                     | Acres.                            | Acres.       | Acres.     | Acres. |
| 1   | Belgaum ...                                 | 2,634,405   | 38,245                        | 84,992                              | Other ... 104,806<br>Forest ... 437,247                | 1,308   | 35,981                    | 922                        | 1,140,056                         | 5,143        | 966,306    |        |
| 2   | Bijapur ...                                 | 3,652,904   | 21,795                        | 122,010                             | Other ... 72,301<br>Forest ... 177,258                 | 240   | 27,359                    | 389                        | 2,153,736                         | 16,600       | 1,061,237  |        |
| 3   | Dhárwár ...                                 | 2,678,530   | 10,157                        | 61,769                              | Other ... 162,203<br>Forest ... 241,570                | 378   | 39,023                    | 102                        | 1,590,352                         | 12,632       | 760,453    |        |
| 4   | Kánara ...                                  | 2,525,814   | 931                           | 48,041                              | Other ... 24,298<br>Forest ... 2,071,616               | 88  | 41,373                    | 220                        | 334,048                           | 4,728        | 571        |        |
| 5   | Kolába ...                                  | 1,387,503   | 21,471                        | 196,746                             | Other ... 35,102<br>Forest ... 329,759                 | 622   | 2,625                     | 2,086                      | 720,368                           | 62           | 77,661     |        |
| 6   | Rátnógiri ...                               | 2,655,046   | 7,835                         | 700,929                             | Other ... 17,279<br>Forest ... 14,179                  | 17  | 1,728                     | 6,839                      | 1,658,730                         | 4,777        | 312,733    |        |
|     | Extra Territorial ...                       | 6,212       | ...                           | 63                                  | .....  | .....   | ...                       | ...                        | 3,013                             | ...          | 3,135      |        |
|     | <b>Total for Southern Division.</b>         | 15,840,423  | 100,434                       | 1,214,550                           | Other ... 416,989<br>Forest ... 3,271,629              | 2,653   | 148,088                   | 9,958                      | 7,530,293                         | 43,832       | 3,102,097  |        |
|     | <b>Southern Division Total for 1915-16.</b> | 15,827,114  | 100,954                       | 1,214,855                           | Other ... 418,251<br>Forest ... 3,265,213              | 2,540   | 147,194                   | 10,579                     | 7,572,922                         |              | 3,004,606  |        |
|     | <b>Total for the Presidency proper.</b>     | 48,519,462  | 382,359                       | 4,513,941                           | 9,689,962  | 17,814  | 780,127                   | 73,062                     | 24,184,587                        | 1,004,070    | 7,863,511  |        |
|     | <b>Total for 1915-16 ...</b>                | 48,496,470  | 381,361                       | 4,522,185                           | 9,682,960  | 17,762  | 884,091                   | 57,217                     | 25,151,162                        |              | 7,849,742  |        |

## APPENDIX No. IV—DISTRICT FORM V.

Quinquennial Statement of holdings in Government Rayatwari area in the Northern Division during the year 1916-17.

| Details of holdings.   | Agriculturists.    |            |         | Non-agriculturists. |            |         |
|--|--------------------|------------|---------|---------------------|------------|---------|
|  | Number of persons. | Area held. |         | Number of persons.  | Area held. |         |
|  |                    | Khalsa.    | Inam.   |                     | Khalsa.    | Inam.   |
| <i>Ahmedabad.</i>  |                    |            |         |                     |            |         |
|  |                    | Acres.     | Acres.  |                     | Acres.     | Acres.  |
| 1. Up to 5 acres ...   | 26,956             | 52,900     | 22,640  | 9,325               | 13,297     | 11,949  |
| 2. Over 5 and up to 15 acres ...   | 14,213             | 113,420    | 35,881  | 4,410               | 22,608     | 18,273  |
| 3. " 15 " " 25 " ...   | 4,537              | 65,427     | 18,432  | 1,358               | 17,193     | 11,066  |
| 4. " 25 " " 100 " ...  | 3,892              | 101,105    | 29,367  | 1,022               | 32,557     | 23,429  |
| 5. " 100 " " 500 " ...   | 228                | 22,667     | 13,097  | 234                 | 26,645     | 22,549  |
| 6. Over 500 acres ...  | 12                 | 6,736      | 3,582   | 29                  | 8,766      | 28,571  |
| Total of holdings within the district.   |                    |            |         |                     |            |         |
| Agriculturists ...   | 49,338             | 362,255    | 122,499 | 16,378              | 121,056    | 115,837 |
| Non-agriculturists ...   | 16,378             | 121,056    | 115,837 |                     |            |         |
| Total ...  | 65,716             | 483,311    | 238,336 |                     |            |         |
| Add area within the district of plural holdings extending beyond the district. |                    | 1,275      | 6,228   |                     |            |         |
| Gross Total for District ...   |                    | 484,586    | 244,564 |                     |            |         |
| <i>Kaira.</i>  |                    |            |         |                     |            |         |
|  |                    |            |         |                     |            |         |
| 1. Up to 5 acres ...   | 93,140             | 111,070    | 83,669  | 17,203              | 14,137     | 27,242  |
| 2. Over 5 and up to 15 acres ...   | 24,186             | 122,602    | 65,198  | 4,640               | 12,304     | 24,840  |
| 3. " 15 " " 25 " ...   | 3,861              | 46,797     | 23,191  | 992                 | 7,126      | 11,949  |
| 4. " 25 " " 100 " ...  | 1,420              | 42,352     | 23,932  | 706                 | 14,129     | 21,032  |
| 5. " 100 " " 500 " ...   | 151                | 16,178     | 6,909   | 121                 | 8,572      | 7,627   |
| 6. Over 500 acres ...  | 34                 | 19,315     | 10,783  | 21                  | 27,577     | 5,725   |
| Total of holdings within the district.   |                    |            |         |                     |            |         |
| Agriculturists ...   | 122,742            | 358,314    | 218,622 | 23,688              | 83,845     | 98,415  |
| Non-agriculturists ...   | 23,688             | 83,845     | 98,415  |                     |            |         |
| Total ...  | 146,430            | 442,159    | 312,037 |                     |            |         |
| Add area within the district of plural holdings extending beyond the district. |                    | 1,764      | 4,230   |                     |            |         |
| Gross Total for District ...   |                    | 443,923    | 316,267 |                     |            |         |
| <i>Panch Mahals.</i>   |                    |            |         |                     |            |         |
|  |                    |            |         |                     |            |         |
| 1. Up to 5 acres ...   | 13,626             | 30,666     | 5,306   |                     |            |         |
| 2. Over 5 and up to 15 acres ...   | 13,407             | 106,062    | 10,640  | 2,458               | 3,310      | 3,565   |
| 3. " 15 " " 25 " ...   | 3,040              | 51,296     | 6,381   | 1,192               | 6,304      | 4,218   |
| 4. " 25 " " 100 " ...  | 1,248              | 33,770     | 9,555   | 325                 | 3,889      | 2,234   |
| 5. " 100 " " 500 " ...   | 38                 | 3,804      | 3,284   | 332                 | 9,789      | 6,578   |
| 6. Over 500 acres ...  | 3                  | 2,163      | 63      | 51                  | 6,002      | 4,533   |
| Total of holdings within the district.   |                    |            |         |                     |            |         |
| Agriculturists ...   | 31,362             | 227,761    | 35,259  | 4,414               | 31,576     | 26,165  |
| Non-agriculturists ...   | 4,414              | 31,576     | 26,165  |                     |            |         |
| Total ...  | 35,776             | 259,337    | 61,424  |                     |            |         |
| Add area within the district of plural holdings extending beyond the district. |                    | 211        | 80      |                     |            |         |
| Gross Total for District ...   |                    | 259,548    | 61,504  |                     |            |         |

APPENDIX No. IV—DISTRICT FORM V.—*continued.*

| Details of holdings.   | Agriculturists.        |            |         | Non-agriculturists. |            |         |        |
|--|------------------------|------------|---------|---------------------|------------|---------|--------|
|  | Number of persons.     | Area held. |         | Number of persons.  | Area held. |         |        |
|  |                        | Khalsa.    | Inam.   |                     | Khalsa.    | Inam.   |        |
| <i>Broach.</i>   |                        |            |         |                     |            |         |        |
|  |                        | Acres.     | Acres.  |                     | Acres.     | Acres.  |        |
| 1. Up to 5 acres ...   | 21,961                 | 27,882     | 24,212  | 2,614               | 2,938      | 4,233   |        |
| 2. Over 5 and up to 15 acres ...   | 12,576                 | 97,021     | 37,164  | 1,671               | 7,455      | 8,738   |        |
| 3. " 15 " " 25 " ...   | 4,497                  | 71,656     | 15,165  | 634                 | 5,397      | 5,853   |        |
| 4. " 25 " " 100 " ...  | 4,532                  | 150,007    | 27,835  | 829                 | 14,732     | 11,340  |        |
| 5. " 100 " " 500 " ...   | 276                    | 33,584     | 9,188   | 155                 | 18,889     | 10,505  |        |
| 6. Over 500 acres ...  | ...                    | ...        | ...     | 14                  | 29,563     | 14,231  |        |
| Total of holdings within the district.   | Agriculturists ...     | 43,842     | 380,150 | 113,064             | 5,917      | 78,974  | 55,500 |
|  | Non-agriculturists ... | 5,917      | 73,974  | 55,500              |            |         |        |
| Total ...  | 49,759                 | 459,124    | 168,564 |                     |            |         |        |
| Add area within the district of plural holdings extending beyond the district. |                        | 3,643      | 1,265   |                     |            |         |        |
| Gross Total for District ...   |                        | 462,767    | 169,829 |                     |            |         |        |
| <i>Surat.</i>  |                        |            |         |                     |            |         |        |
| 1. Up to 5 acres ...   | 53,860                 | 89,311     | 16,400  | 9,501               | 13,262     | 9,818   |        |
| 2. Over 5 and up to 15 acres ...   | 19,281                 | 152,591    | 12,199  | 3,667               | 26,113     | 7,472   |        |
| 3. " 15 " " 25 " ...   | 4,979                  | 89,371     | 4,333   | 763                 | 13,373     | 3,055   |        |
| 4. " 25 " " 100 " ...  | 3,968                  | 152,823    | 10,006  | 739                 | 30,573     | 3,417   |        |
| 5. " 100 " " 500 " ...   | 272                    | 43,787     | 810     | 198                 | 38,057     | 843     |        |
| 6. Over 500 acres ...  | 8                      | 5,991      | ...     | 14                  | 17,038     | ...     |        |
| Total of holdings within the district.   | Agriculturists ...     | 82,368     | 534,324 | 43,748              | 14,882     | 138,416 | 24,605 |
|  | Non-agriculturists ... | 14,882     | 138,416 | 24,605              |            |         |        |
| Total ...  | 97,250                 | 672,740    | 68,353  |                     |            |         |        |
| Add area within the district of plural holdings extending beyond the district. |                        | 1,505      | 360     |                     |            |         |        |
| Gross Total for District ...   |                        | 674,245    | 68,713  |                     |            |         |        |
| <i>Thana.</i>  |                        |            |         |                     |            |         |        |
| 1. Up to 5 acres ...   | 51,477                 | 78,319     | 6,294   | 7,430               | 10,521     | 628     |        |
| 2. Over 5 and up to 15 acres ...   | 12,720                 | 100,483    | 7,992   | 2,923               | 24,697     | 568     |        |
| 3. " 15 " " 25 " ...   | 4,389                  | 74,871     | 6,067   | 996                 | 19,261     | 675     |        |
| 4. " 25 " " 100 " ...  | 4,469                  | 170,603    | 15,195  | 1,399               | 62,105     | 1,410   |        |
| 5. " 100 " " 500 " ...   | 717                    | 126,166    | 5,247   | 503                 | 93,912     | 1,110   |        |
| 6. " 500 acres ...   | 43                     | 50,022     | 307     | 57                  | 51,501     | 1,657   |        |
| Total of holdings within the district.   | Agriculturists ...     | 73,815     | 606,464 | 41,102              | 13,308     | 261,997 | 6,048  |
|  | Non-agriculturists ... | 13,308     | 261,997 | 6,048               |            |         |        |
| Total ...  | 87,123                 | 868,461    | 47,150  |                     |            |         |        |
| Add area within the district of plural holdings extending beyond the district. |                        | 4,136      | 57      |                     |            |         |        |
| Gross Total for District ...   |                        | 872,597    | 47,207  |                     |            |         |        |

*Quinquennial statement of holdings in Government Rayatwari Area in the Northern Division in the Revenue year ending 31st July 1917.*

| Details of holdings.  | Agriculturists.    |            |          | Non-Agriculturists. |            |         |
|---|--------------------|------------|----------|---------------------|------------|---------|
|   | Number of persons. | Area held. |          | Number of persons.  | Area held. |         |
|   |                    | Khalsa.    | Inam.    |                     | Khalsa.    | Inam.   |
|   |                    | Acres.     | Acres.   |                     | Acres.     | Acres.  |
| 1. Up to 5 acres ...  | 261,215            | 390,949    | 158,697  | 48,669              | 57,560     | 57,655  |
| 2. Over 5 and up to 15 acres ...  | 96,429             | 698,703    | 168,636  | 18,579              | 99,766     | 64,490  |
| 3. " 15 " " 25 " ...  | 25,356             | 399,870    | 73,780   | 5,098               | 66,525     | 35,120  |
| 4. " 25 " " 100 " ...   | 19,067             | 651,811    | 115,976  | 5,116               | 164,903    | 68,534  |
| 5. " 100 " " 500 " ...  | 1,693              | 247,628    | 39,156   | 1,276               | 192,834    | 49,193  |
| 6. " 500 acres ...  | 100                | 84,227     | 14,735   | 149                 | 188,781    | 61,843  |
| Total of holdings within individual districts of Northern Division.   |                    |            |          |                     |            |         |
| Agriculturists ...  | 403,540            | 2,473,188  | 571,170  | 78,887              | 720,369    | 336,825 |
| Non-agriculturists ...  | 78,887             | 720,369    | 336,825  |                     |            |         |
| Total ...   | 482,727            | 3,193,557  | 907,995  |                     |            |         |
| Add area within the districts of the Northern Division of plural holdings extending beyond Northern Division. |                    | 4,076      | 58       |                     |            |         |
| Total ...   |                    | 3,197,633* | 908,053* |                     |            |         |

\* Note.—These figures fall short of the total of the figures for all the districts by 33 and 31 acres respectively or 64 acres in all. Considering the fact that this return deals with about 432 thousand holders and more than 4 million acres of land, this discrepancy of 64 acres may be ignored, especially as its reconciliation would involve a great volume of references to district, taluka and village officers and an expenditure of time and trouble disproportionate to the value of the results.

*Quinquennial Statement of Holdings in Surveyed Government Rayatwari area in the districts of the Central Division for the year 1916-17.*

| Details of holdings.                     | Agriculturists.    |            |         | Non-Agriculturists. |            |        |
|--|--------------------|------------|---------|---------------------|------------|--------|
|  | Number of persons. | Area held. |         | Number of persons.  | Area held. |        |
|  |                    | Khalsa.    | Inam.   |                     | Khalsa.    | Inam.  |
|  |                    | Acres.     | Acres.  |                     | Acres.     | Acres. |
| <i>Ahmednagar.</i>                       |                    |            |         |                     |            |        |
| 1. Up to 5 acres ...                     | 26,465             | 60,431     | 11,164  | 4,890               | 10,011     | 3,543  |
| 2. Over 5 and up to 15 acres ...         | 38,673             | 355,071    | 47,653  | 4,530               | 37,458     | 9,056  |
| 3. " 15 " " 25 " ...                     | 24,842             | 445,695    | 27,933  | 2,867               | 48,465     | 8,411  |
| 4. " 25 " " 100 " ...                    | 27,884             | 1,178,348  | 53,063  | 7,963               | 119,027    | 23,420 |
| 5. " 100 " " 500 " ...                   | 2,191              | 385,439    | 18,303  | 501                 | 18,940     | 8,483  |
| 6. " 500 acres ...                       | 22                 | 14,378     | 706     | 25                  | 19,143     | 1,322  |
| Total of holdings within the district. { |                    |            |         |                     |            |        |
| Agriculturists ...                       | 120,077            | 2,389,362  | 158,827 | 15,841              | 316,044    | 54,235 |
| Non-agriculturists ...                   | 15,841             | 316,044    | 54,235  |                     |            |        |
| Total ...                                | 135,918            | 2,705,406  | 213,062 |                     |            |        |
| <i>East Khandesh.</i>                    |                    |            |         |                     |            |        |
| 1. Up to 5 acres ...                     | 85,141             | 66,318     | 28,304  | 765                 | 2,281      | 500    |
| 2. Over 5 and up to 15 acres ...         | 40,083             | 322,288    | 40,003  | 1,573               | 12,197     | 1,119  |
| 3. " 15 " " 25 " ...                     | 19,101             | 328,019    | 23,668  | 808                 | 21,632     | 803    |
| 4. " 25 " " 100 " ...                    | 15,615             | 609,934    | 29,763  | 1,311               | 54,484     | 2,230  |
| 5. " 100 " " 500 " ...                   | 1,115              | 169,563    | 8,472   | 531                 | 103,718    | 2,115  |
| 6. " 500 acres ...                       | 27                 | 20,324     | 2,058   | 67                  | 54,752     | 3,208  |
| Total of holdings within the district. { |                    |            |         |                     |            |        |
| Agriculturists ...                       | 111,032            | 1,516,451  | 132,268 | 5,055               | 249,124    | 9,980  |
| Non-agriculturists ...                   | 5,055              | 249,124    | 9,980   |                     |            |        |
| Total ...                                | 116,137            | 1,765,575  | 142,248 |                     |            |        |
| <i>West Khandesh.</i>                    |                    |            |         |                     |            |        |
| 1. Up to 5 acres ...                     | 6,272              | 14,915     | 2,744   | 1,415               | 2,235      | 739    |
| 2. Over 5 and up to 15 acres ...         | 17,909             | 159,546    | 16,526  | 1,159               | 10,477     | 2,196  |
| 3. " 15 " " 25 " ...                     | 11,903             | 218,494    | 17,762  | 850                 | 15,136     | 2,119  |
| 4. " 25 " " 100 " ...                    | 15,532             | 624,530    | 18,911  | 832                 | 36,862     | 2,800  |
| 5. " 100 " " 500 " ...                   | 1,234              | 171,397    | 4,061   | 351                 | 59,152     | 2,601  |
| 6. " 500 acres ...                       | 20                 | 9,552      | 13,176  | 59                  | 47,966     | 4,552  |
| Total of holdings within the district. { |                    |            |         |                     |            |        |
| Agriculturists ...                       | 52,875             | 1,193,434  | 73,180  | 4,716               | 171,888    | 15,007 |
| Non-agriculturists ...                   | 4,716              | 171,888    | 15,007  |                     |            |        |
| Total ...                                | 57,591             | 1,370,322  | 88,187  |                     |            |        |
| <i>Nasik.</i>                            |                    |            |         |                     |            |        |
| 1. Up to 5 acres ...                     | 28,485             | 60,611     | 19,442  | 3,812               | 8,616      | 4,016  |
| 2. Over 5 and up to 15 acres ...         | 33,352             | 300,727    | 33,378  | 4,712               | 38,389     | 3,475  |
| 3. " 15 " " 25 " ...                     | 18,633             | 340,395    | 25,976  | 2,314               | 48,393     | 10,019 |
| 4. " 25 " " 100 " ...                    | 20,686             | 832,555    | 33,623  | 2,247               | 88,960     | 10,342 |
| 5. " 100 " " 500 " ...                   | 1,411              | 185,910    | 6,538   | 419                 | 88,951     | 5,436  |
| 6. " 500 acres ...                       | 10                 | 16,617     | 357     | 42                  | 37,140     | 1,177  |
| Total of holdings within the district. { |                    |            |         |                     |            |        |
| Agriculturists ...                       | 103,077            | 1,736,815  | 118,314 | 13,946              | 310,449    | 40,465 |
| Non-agriculturists ...                   | 19,946             | 310,449    | 40,465  |                     |            |        |
| Total ...                                | 123,023            | 2,047,264  | 158,779 |                     |            |        |
| <i>Poona.</i>                            |                    |            |         |                     |            |        |
| 1. Up to 5 acres ...                     | 68,652             | 146,375    | 26,180  | 10,492              | 20,631     | 7,215  |
| 2. Over 5 and up to 15 acres ...         | 33,486             | 330,332    | 34,234  | 6,097               | 42,394     | 11,936 |
| 3. " 15 " " 25 " ...                     | 18,694             | 336,405    | 23,232  | 3,056               | 48,000     | 11,364 |
| 4. " 25 " " 100 " ...                    | 17,136             | 627,276    | 37,046  | 3,253               | 101,584    | 21,131 |
| 5. " 100 " " 500 " ...                   | 1,248              | 186,883    | 9,879   | 640                 | 59,998     | 11,692 |
| 6. " 500 acres ...                       | 15                 | 9,831      | 26      | 33                  | 20,135     | 2,265  |
| Total of holdings within the district. { |                    |            |         |                     |            |        |
| Agriculturists ...                       | 144,231            | 1,637,102  | 130,597 | 23,571              | 332,802    | 65,603 |
| Non-agriculturists ...                   | 23,571             | 332,802    | 65,603  |                     |            |        |
| Total ...                                | 167,802            | 1,969,904  | 196,200 |                     |            |        |

| Details of holdings.                     | Agriculturists.    |            |           | Non-Agriculturists. |            |         |
|--|--------------------|------------|-----------|---------------------|------------|---------|
|  | Number of persons. | Area held. |           | Number of persons.  | Area held. |         |
|  |                    | Khalsa.    | Inam.     |                     | Khalsa.    | Inam.   |
|  |                    | Acres.     | Acres.    |                     | Acres.     | Acres.  |
| <i>Satara.</i>                           |                    |            |           |                     |            |         |
| 1. Up to 5 acres ...                     | 131,317            | 236,452    | 72,473    | 5,574               | 8,773      | 3,540   |
| 2. Over 5 and up to 15 acres ...         | 5,274              | 394,048    | 82,401    | 2,199               | 10,817     | 7,162   |
| 3. " 15 " " 25 " ...                     | 16,092             | 261,336    | 43,166    | 771                 | 8,345      | 5,140   |
| 4. " 25 " " 100 " ...                    | 12,374             | 379,354    | 76,209    | 671                 | 17,066     | 12,223  |
| 5. " 100 " " 500 " ...                   | 716                | 65,927     | 35,484    | 122                 | 10,657     | 11,067  |
| 6. " 500 acres ...                       | 16                 | 8,672      | 14,151    | 9                   | 2,492      | 6,563   |
| Total of holdings within the district. { |                    |            |           |                     |            |         |
| Agriculturists ...                       | 212,789            | 1,340,689  | 323,884   | 9,349               | 57,750     | 45,695  |
| Non-agriculturists ...                   | 9,349              | 57,750     | 45,695    |                     |            |         |
| Total ...                                | 222,138            | 1,398,439  | 369,579   |                     |            |         |
| <i>Sholapur.</i>                         |                    |            |           |                     |            |         |
| 1. Up to 5 acres ...                     | 18,197             | 57,487     | 7,758     | 612                 | 1,864      | 222     |
| 2. Over 5 and up to 15 acres ...         | 28,356             | 271,513    | 21,016    | 1,031               | 10,356     | 896     |
| 3. " 15 " " 25 " ...                     | 19,002             | 350,580    | 26,508    | 1,364               | 23,104     | 1,859   |
| 4. " 25 " " 100 " ...                    | 24,514             | 935,861    | 75,213    | 1,525               | 57,502     | 5,453   |
| 5. " 100 " " 500 " ...                   | 2,248              | 301,714    | 40,329    | 219                 | 13,542     | 2,274   |
| 6. " 500 acres ...                       | 63                 | 3,428      | 30,443    | 20                  | 12,158     | 1,267   |
| Total of holdings within the district. { |                    |            |           |                     |            |         |
| Agriculturists ...                       | 92,430             | 1,958,583  | 201,267   | 4,770               | 136,526    | 11,961  |
| Non-agriculturists ...                   | 4,770              | 136,526    | 11,961    |                     |            |         |
| Total ...                                | 97,200             | 2,095,109  | 213,228   |                     |            |         |
| <i>Total Central Division.</i>           |                    |            |           |                     |            |         |
| 1. Up to 5 acres ...                     | 314,529            | 642,589    | 168,065   | 27,560              | 54,471     | 19,775  |
| 2. Over 5 and up to 15 acres ...         | 249,643            | 2,133,525  | 275,211   | 21,361              | 162,038    | 41,830  |
| 3. " 15 " " 25 " ...                     | 128,272            | 2,280,934  | 188,245   | 12,529              | 213,135    | 39,720  |
| 4. " 25 " " 100 " ...                    | 133,791            | 5,138,958  | 322,833   | 12,760              | 475,485    | 77,599  |
| 5. " 100 " " 500 " ...                   | 10,163             | 1,374,233  | 123,066   | 2,783               | 475,953    | 43,663  |
| 6. " 500 acres ...                       | 173                | 107,802    | 60,917    | 255                 | 193,446    | 20,354  |
| Total to holdings within the district. { |                    |            |           |                     |            |         |
| Agriculturists ...                       | 836,561            | 11,727,436 | 1,138,337 | 77,248              | 1,574,583  | 242,946 |
| Non-agriculturists ...                   | 77,248             | 1,574,583  | 242,946   |                     |            |         |
| Total ...                                | 913,809            | 13,302,019 | 1,381,283 |                     |            |         |



*Quinquennial Statement of Holdings in Government Rayatwari Area  
in the Southern Division for the year 1916-17.*

| Details of holdings.         | Agriculturists. |            |          | Non-agriculturists. |            |        |
|------------------------------|-----------------|------------|----------|---------------------|------------|--------|
|                              | No. of persons. | Area held. |          | No. of persons.     | Area held. |        |
|                              |                 | Khalsa.    | Inam.    |                     | Khalsa.    | Inam.  |
| <i>Belgaum.</i>              |                 |            |          |                     |            |        |
|                              |                 | Acres.     | Acres.   |                     | Acres.     | Acres. |
| 1. Up to 5 acres             | 65,044          | 185,638    | 63,006   | 909                 | 3,238      | 1,268  |
| 2. Over 5 and up to 15 acres | 43,798          | 288,557    | 98,579   | 577                 | 5,006      | 1,650  |
| 3. " 15 " " 25 "             | 14,120          | 189,828    | 71,252   | 238                 | 4,503      | 1,043  |
| 4. " 25 " " 100 "            | 12,207          | 327,296    | 144,772  | 241                 | 8,706      | 2,785  |
| 5. " 100 " " 500 "           | 1,450           | 109,469    | 65,670   | 26                  | 3,278      | 1,735  |
| 6. " 500 acres               | 61              | 28,517     | 57,816   | 11                  | 8,597      | 104    |
| Agriculturists               | 136,680         | 1,079,305  | 501,095  | 2,002               | 33,328     | 8,485  |
| Non-agriculturists           | 2,002           | 33,328     | 8,485    |                     |            |        |
| Gross Total for District     | 138,682         | 1,112,633  | 509,580  |                     |            |        |
| <i>Bijapur.</i>              |                 |            |          |                     |            |        |
| 1. Up to 5 acres             | 26,637          | 58,877     | 29,501   | 102                 | 335        | 233    |
| 2. Over 5 and up to 15 acres | 40,485          | 3,27,627   | 85,036   | 194                 | 1,525      | 387    |
| 3. " 15 " " 25 "             | 26,206          | 4,45,711   | 92,634   | 187                 | 3,772      | 539    |
| 4. " 25 " " 100 "            | 27,449          | 9,24,504   | 2,51,836 | 225                 | 8,891      | 1,424  |
| 5. " 100 " " 500 "           | 2,892           | 3,07,510   | 1,24,191 | 84                  | 10,111     | 3,016  |
| 6. " 500 acres               | 163             | 73,256     | 87,546   | 1                   | 47         | 1,371  |
| Agriculturists               | 123,772         | 2,137,485  | 670,804  | 793                 | 24,681     | 6,970  |
| Non-agriculturists           | 793             | 24,681     | 6,970    |                     |            |        |
| Gross Total for District     | 124,565         | 2,162,166  | 677,774  |                     |            |        |
| <i>Dharwar.</i>              |                 |            |          |                     |            |        |
| 1. Up to 5 acres             | 49,357          | 126,164    | 48,871   | 2,567               | 10,406     | 1,544  |
| 2. Over 5 and up to 15 acres | 50,660          | 382,844    | 103,586  | 1,131               | 5,802      | 1,633  |
| 3. " 15 " " 25 "             | 20,523          | 309,432    | 110,544  | 630                 | 11,403     | 1,856  |
| 4. " 25 " " 100 "            | 15,795          | 514,494    | 211,980  | 598                 | 25,780     | 4,344  |
| 5. " 100 " " 500 "           | 1,634           | 164,948    | 85,953   | 100                 | 20,523     | 2,997  |
| 6. " 500 acres               | 78              | 18,348     | 34,847   | 9                   | 7,131      | 363    |
| Agriculturists               | 138,047         | 1,516,225  | 595,791  | 5,035               | 81,045     | 12,787 |
| Non-agriculturists           | 5,035           | 81,045     | 12,787   |                     |            |        |
| Gross Total for District     | 143,082         | 1,597,270  | 608,578  |                     |            |        |
| <i>Kanara.</i>               |                 |            |          |                     |            |        |
| 1. Up to 5 acres             | 24,661          | 34,892     | 25       | 4,803               | 6,963      | 15     |
| 2. Over 5 and up to 15 acres | 7,364           | 67,183     | 64       | 970                 | 8,498      | 27     |
| 3. " 15 " " 25 "             | 2,174           | 41,390     | 34       | 198                 | 3,860      | ...    |
| 4. " 25 " " 100 "            | 2,005           | 87,361     | 241      | 216                 | 9,401      | ...    |
| 5. " 100 " " 500 "           | 331             | 59,593     | 42       | 86                  | 7,121      | ...    |
| 6. " 500 acres               | 20              | 17,409     | 63       | 2                   | 2,207      | 69     |
| Agriculturists               | 36,555          | 307,833    | 469      | 6,225               | 38,050     | 111    |
| Non-agriculturists           | 6,225           | 38,050     | 111      |                     |            |        |
| Gross Total for District     | 42,780          | 345,883*   | 580      |                     |            |        |
| <i>Kolaba.</i>               |                 |            |          |                     |            |        |
| 1. Up to 5 acres             | 38,152          | 52,072     | 878      | 7,123               | 13,026     | 342    |
| 2. Over 5 and up to 15 acres | 7,929           | 61,731     | 500      | 2,268               | 17,797     | 246    |
| 3. " 15 " " 25 "             | 2,332           | 38,020     | 344      | 669                 | 11,259     | 163    |
| 4. " 25 " " 100 "            | 2,036           | 80,018     | 451      | 811                 | 35,619     | 237    |
| 5. " 100 " " 500 "           | 318             | 51,078     | 1,174    | 198                 | 32,415     | 194    |
| 6. " 500 acres               | 25              | 18,785     | 38       | 19                  | 11,512     | 1,599  |
| Agriculturists               | 45,693          | 301,704    | 3,380    | 11,088              | 121,628    | 2,781  |
| Non-agriculturists           | 11,088          | 121,628    | 2,781    |                     |            |        |
| Gross Total for District     | 56,781          | 423,332    | 6,161    |                     |            |        |

\* These figures include pôt kharab, 6,887 acres and 9 acres, respectively.

| Details of holdings.         | Agriculturists. |            |           | Non-agriculturists. |            |        |
|------------------------------|-----------------|------------|-----------|---------------------|------------|--------|
|                              | No. of persons. | Area held. |           | No. of persons.     | Area held. |        |
|                              |                 | Khalsa.    | Inam.     |                     | Khalsa.    | Inam.  |
| <i>Ratnagiri.</i>            |                 |            |           |                     |            |        |
|                              |                 | Acres.     | Acres.    |                     | Acres.     | Acres. |
| 1. Up to 5 acres             | 58,241          | 92,919     | 2,630     | 3,618               | 2,401      | 252    |
| 2. Over 5 and up to 15 acres | 12,719          | 100,415    | 1,841     | 334                 | 2,850      | 102    |
| 3. " 15 " " 25 "             | 5,092           | 63,800     | 1,676     | 137                 | 2,557      | 77     |
| 4. " 25 " " 100 "            | 4,432           | 220,539    | 3,022     | 92                  | 4,055      | 59     |
| 5. " 100 " " 500 "           | 558             | 55,850     | 1,234     | 11                  | 1,685      | ...    |
| 6. " 500 acres               | 16              | 13,269     | 1,831     | ...                 | ...        | ...    |
| Agriculturists               | 76,058          | 566,992    | 12,284    | 4,187               | 13,548     | 490    |
| Non-agriculturists           | 4,187           | 13,548     | 490       |                     |            |        |
| Gross Total for District     | 80,245          | 580,540    | 12,774    |                     |            |        |
| <i>Divisional Abstract.</i>  |                 |            |           |                     |            |        |
| 1. Up to 5 acres             | 252,092         | 500,562    | 144,911   | 19,117              | 36,369     | 3,654  |
| 2. Over 5 and up to 15 acres | 162,955         | 1,228,557  | 289,606   | 5,474               | 41,478     | 3,995  |
| 3. " 15 " " 25 "             | 70,347          | 1,108,181  | 276,484   | 2,059               | 37,354     | 3,678  |
| 4. " 25 " " 100 "            | 63,924          | 2,154,212  | 612,362   | 2,183               | 92,452     | 8,849  |
| 5. " 100 " " 500 "           | 7,123           | 748,448    | 278,274   | 455                 | 75,133     | 7,942  |
| 6. " 500 acres               | 364             | 169,584    | 182,166   | 42                  | 29,494     | 3,506  |
| Agriculturists               | 556,805         | 5,909,544  | 1,783,823 | 29,330              | 312,230    | 31,624 |
| Non-agriculturists           | 29,330          | 312,280    | 31,624    |                     |            |        |
| Gross Total for District     | 586,135         | 6,221,824  | 1,815,447 |                     |            |        |

*Quinquennial Statement of Holdings in Government Rayatwari Area in the Presidency proper for the year 1916-17.*

District Form No. V.

| Details of holdings.   | Agriculturists. |            |           | Non-agriculturists. |            |         |
|--|-----------------|------------|-----------|---------------------|------------|---------|
|  | No. of persons. | Area held. |           | No. of persons.     | Area held. |         |
|  |                 | Khalsa.    | Inam.     |                     | Khalsa.    | Inam.   |
|  |                 | Acres.     | Acres.    |                     | Acres.     | Acres.  |
| 1. Up to 5 acres   | 827,896         | 1,534,100  | 471,668   | 95,346              | 148,400    | 81,034  |
| 2. Over 5 and up to 15 acres   | 509,017         | 4,060,785  | 733,653   | 45,414              | 303,332    | 110,305 |
| 3. " 15 " " 25 "   | 223,955         | 3,788,975  | 538,509   | 19,636              | 317,014    | 78,518  |
| 4. " 25 " " 100 "  | 216,782         | 7,994,381  | 1,051,171 | 20,059              | 732,840    | 154,982 |
| 5. " 100 " " 500 "   | 18,979          | 2,370,314  | 440,496   | 4,514               | 743,925    | 100,803 |
| 6. " 500 acres   | 637             | 361,613    | 257,838   | 446                 | 361,721    | 85,703  |
| Total of holdings within the Presidency proper.                                      |                 |            |           |                     |            |         |
| Agriculturists   | 1,797,206       | 20,110,168 | 3,493,330 | 185,465             | 2,607,232  | 611,395 |
| Non-agriculturists   | 185,465         | 2,607,232  | 611,395   |                     |            |         |
| Total  | 1,982,671       | 22,717,400 | 4,104,725 |                     |            |         |
| Add area within Northern Division of plural holdings extending beyond that Division. |                 | 4,076      | 58        |                     |            |         |
| Total for the Presidency proper  |                 | 22,721,476 | 4,104,783 |                     |            |         |

## Return of Major and Minor Coercive Processes in the Districts of Northern,

| No.                       | District.                       | Notices.       |                       |                       | Chauthai Fine.        |                       |          | Distraint of Movables. |                       |                   | Forfeiture       |          |       |             |
|---------------------------|---------------------------------|----------------|-----------------------|-----------------------|-----------------------|-----------------------|----------|------------------------|-----------------------|-------------------|------------------|----------|-------|-------------|
|                           |                                 | Number issued. | For how much arrears. | Fees to be recovered. | Number of Kable-dars. | For how much arrears. | Penalty. | Number of Kable-dars.  | For how much arrears. | Salvage proceeds. | Number of cases. | Arrears. | Area. | Assessment. |
| 1                         | 2                               | 3              | 4                     | 5                     | 6                     | 7                     | 8        | 9                      | 10                    | 11                | 12               | 13       | 14    | 15          |
| <b>NORTHERN DIVISION.</b> |                                 |                |                       |                       |                       |                       |          |                        |                       |                   |                  |          |       |             |
| 1                         | Ahmedabad ...                   | 1,438          | Rs. 38,810            | 636                   | 107                   | Rs. 2,847             | Rs. 549  | 12                     | Rs. 1,034             | Rs. 576           | 60               | Rs. 774  | 274   | 625         |
| 2                         | Kaira ...                       | 2,652          | 57,207                | 752                   | 204                   | 4,968                 | 540      | 140                    | 5,686                 | 242               | 45               | 864      | 93    | 388         |
| 3                         | Panch Máhals ...                | 731            | 9,635                 | 286                   | 17                    | 475                   | 110      | 21                     | 80                    | 08                | 2                | 4        | 5     | 4           |
| 4                         | Broach ...                      | 988            | 28,066                | 407                   | 123                   | 4,093                 | 910      | ...                    | ...                   | ...               | 14               | 628      | 137   | 330         |
| 5                         | Surat ...                       | 990            | 30,112                | 424                   | 100                   | 1,230                 | 256      | 1                      | 273                   | 274               | 2                | 3        | 1     | 3           |
| 6                         | Thána ...                       | 6,166          | 70,150                | 1,781                 | 2,612                 | 14,287                | 2,914    | 20                     | 292                   | 121               | 6                | 425      | 39    | 129         |
|                           | Total ...                       | 12,350         | 2,38,981              | 4,321                 | 3,163                 | 28,660                | 5,288    | 194                    | 7,365                 | 1,311             | 110              | 2,668    | 549   | 1,479       |
| <b>CENTRAL DIVISION.</b>  |                                 |                |                       |                       |                       |                       |          |                        |                       |                   |                  |          |       |             |
| 1                         | Ahmednagar ...                  | 6              | 923                   | 3                     | 150                   | 4,151                 | 987      | 62                     | 803                   | 407               | 46               | 1,006    | 304   | 310         |
| 2                         | East Khándesh...                | 415            | 16,689                | 172                   | 40                    | 847                   | 211      | ...                    | ...                   | ...               | 3                | 21       | 51    | 27          |
| 3                         | West Khándesh ...               | 658            | 9,620                 | 234                   | 71                    | 1,632                 | 380      | 3                      | 31                    | 6                 | 19               | 118      | 186   | 114         |
| 4                         | Násik ...                       | 28             | 438                   | 12                    | 267                   | 5,556                 | 953      | 16                     | 462                   | 49                | 17               | 28       | 32    | 26          |
| 5                         | Poona ...                       | 1              | 20                    | 1                     | 366                   | 4,027                 | 1,000    | 3                      | 265                   | 231               | 23               | 345      | 297   | 206         |
| 6                         | Sátára ...                      | 76             | 857                   | 29                    | 566                   | 3,134                 | 732      | 13                     | 652                   | 415               | ...              | ...      | ...   | ...         |
| 7                         | Sholápur ...                    | 98             | 2,464                 | 43                    | 23                    | 308                   | 77       | 3                      | 80                    | 95                | 11               | 177      | 124   | 63          |
|                           | Total ...                       | 1,282          | 31,011                | 544                   | 1,453                 | 19,555                | 4,340    | 100                    | 2,293                 | 1,196             | 112              | 1,695    | 1,084 | 746         |
| <b>SOUTHERN DIVISION.</b> |                                 |                |                       |                       |                       |                       |          |                        |                       |                   |                  |          |       |             |
| 1                         | Belgaum ...                     | 20             | 143                   | 7                     | 5,789                 | 30,056                | 3,695    | 2                      | 40                    | 44                | 9                | 114      | 179   | 89          |
| 2                         | Bijápur ...                     | 260            | 25,038                | 92                    | 68                    | 1,325                 | 288      | 4                      | 326                   | 22                | 8                | 243      | 1142  | 59          |
| 3                         | Dhárwár ...                     | 997            | 20,561                | 414                   | 682                   | 8,737                 | 2,027    | ...                    | ...                   | ...               | 48               | 1,880    | 5,992 | 798         |
| 4                         | Kánara ...                      | 823            | 8,680                 | 508                   | 1,220                 | 14,762                | 1,944    | 33                     | 1,153                 | 197               | 57               | 1,355    | 1,675 | 1,430       |
| 5                         | Kolába ...                      | 399            | 9,542                 | 169                   | 34                    | 965                   | 186      | 4                      | 486                   | 41                | ...              | ...      | ...   | ...         |
| 6                         | Ratnágiri ...                   | 8              | 24                    | 1-8                   | 1,128                 | 14,544                | 1,802    | 130                    | 4,230                 | 741               | ...              | ...      | ...   | ...         |
|                           | Total ...                       | 2,491          | 63,883                | 981-8                 | 8,930                 | 79,389                | 9,912    | 173                    | 6,234                 | 985               | 122              | 3,592    | 1,288 | 2,376       |
|                           | Total for the Presidency Proper | 16,123         | 3,29,875              | 5,846-8               | 13,576                | 1,27,604              | 19,540   | 467                    | 15,892                | 3,492             | 353              | 7,965    | 2,921 | 4,601       |

\* (1) Madhavsang of Nidhrad (Sanand Mahal) was arrested on 10th March for arrears of Rs. 28-5-0 and released on 12th March 1917 on payment of arrears.

(2) Devising Shivesing of Ganol (Dholka Taluka) was arrested on 26th June 1917 for arrears of Rs. 77-3-3 and released on 30th June 1917 on security for payment of arrears, since recovered. Kaira: Large difference in the processes in 1916-16 and 1916-17 is due to the large amount of suspensions in 1916-16 to be punctually recovered in addition to current year's revenue.

† Correspondence is going on for sale, etc., of these lands.

‡ Contains a building plot measuring 5 square yards assessed at Re. 0-4-3.

§ An area of 247 acres was released from forfeiture on payment of arrears before sale.

¶ An area of 164 acres.

‡‡ sale-proceedings are in progress.

DISTRICT FORM VI.

Central and Southern Divisions in the Revenue Year ending 31st July 1917.

| and sale of occupancy, Section 153. |             |           |                         |             |                                |             |                  | Other Immovable Property, Section 155. |       |             |       |             |           |                          | Arrests and imprisonments, Section 157. |
|-------------------------------------|-------------|-----------|-------------------------|-------------|--------------------------------|-------------|------------------|--|-------|-------------|-------|-------------|-----------|--------------------------|---|
| Sold.                               |             |           | Restored on new Tenure. |             | Remaining as Government waste. |             | Number of casca. | Arrears.                               | Area. | Assessment. | Sold. |             |           | Bought in by Government. |   |
| Area.                               | Assessment. | Proceeds. | Area.                   | Assessment. | Area.                          | Assessment. |                  |  |       |             | Area. | Assessment. | Proceeds. |                          |   |
| 16                                  | 17          | 18        | 19                      | 20          | 21                             | 22          | 23               | 24                                     | 25    | 26          | 27    | 28          | 29        | 30                       | 31                                      |
|                                     | Rs.         |           |                         | Rs.         |                                | Rs.         |                  | Rs.                                    |       | Rs.         |       | Rs.         | Rs.       |                          |   |
|                                     |             |           |                         |             | 274                            | 625         | 1                | 96                                     | 26    | 26          |       |             |           |                          | 2                                       |
| 3                                   | 15          | 20        |                         |             | 90                             | 373         | 8                | 248                                    | 24    | 266         | 24    | 966         | 358       |                          |   |
|                                     |             |           |                         |             | 5                              | 4           |                  |  |       |             |       |             |           |                          |   |
| 31                                  | 75          | 222       | 63                      | 166         | 43                             | 89          |                  |  |       |             |       |             |           |                          |   |
|                                     |             |           |                         |             | 1                              | 3           |                  |  |       |             |       |             |           |                          |   |
|                                     |             |           |                         |             | 30                             | 129         |                  |  |       |             |       |             |           |                          |   |
| 34                                  | 90          | 231       | 63                      | 166         | 452                            | 1,223       | 9                | 344                                    | 50    | 293         | 24    | 966         | 358       |                          | 2                                       |
| 22                                  | 9           | 905       |                         |             | 372                            | 301         |                  |  |       |             |       |             |           |                          |   |
|                                     |             |           |                         |             | 51                             | 27          |                  |  |       |             |       |             |           |                          |   |
|                                     |             |           |                         |             | 156                            | 114         |                  |  |       |             |       |             |           |                          |   |
|                                     |             |           |                         |             | 32                             | 96          |                  |  |       |             |       |             |           |                          |   |
|                                     |             |           | 44                      | 30          | 253                            | 176         |                  |  |       |             |       |             |           |                          |   |
|                                     |             |           |                         |             |                                |             |                  |  |       |             |       |             |           |                          |   |
|                                     |             |           | 56                      | 28          | 68                             | 35          |                  |  |       |             |       |             |           |                          |   |
| 23                                  | 9           | 905       | 100                     | 58          | 962                            | 679         |                  |  |       |             |       |             |           |                          |   |
| 53                                  | 42          | 313       |                         |             | 189                            | 17          |                  |  |       |             |       |             |           |                          |   |
| 78                                  | 165         | 1,962     |                         |             | 67                             | 124         |                  |  |       |             |       |             |           |                          |   |
| 223                                 | 463         | 565       |                         |             | 959                            | 578         | 1                | 23                                     | 79    | 82          |       |             |           |                          |   |
| 359                                 | 670         | 2,840     |                         |             | 425                            | 719         | 1                | 23                                     | 9     | 82          |       |             |           |                          |   |
| 415                                 | 709         | 3,996     | 163                     | 224         | 1,639                          | 2,621       | 10               | 367                                    | 59    | 374         | 24    | 966         | 358       |                          | 2                                       |

## LAND REVENUE ADMINISTRATION REPORT, PART I.

### B.—SIND.

The following is the report for Sind for the year 1916-17. The appendices attached include quinquennial District Form V showing holdings and their extent.

#### 2. Season.

The season was on the whole favourable. The inundation was somewhat below the average. It began late, lasted for a short period, and ended too soon. But it was supplemented by timely rainfall in June and following months, which mitigated the effects of a late and brief inundation. The river commenced to rise at the beginning of June, but did not reach the fair irrigating level of 13 feet on the Bukkur Gauge till the 14th of August. This level was exceeded for a period of 9 days against none in the previous year, and 20 days the average of the previous triennium. In Lower Sind, where the inundation was more satisfactory, the fair irrigating level of 17 feet at Kotri was reached on the 21st of June, and this level was exceeded continuously for a period of 86 days, against 66 days in 1915 and 77 days the average of the previous three years. The kharif crops including rice, jowár, bajri and cotton, were fairly good, except in the low-lying lands of Lárkána, Nawábsháh, Hyderabad and Karáchi districts, which were swept by floods from the river and barani streams or through breaches in canal embankments. The area under cotton which had contracted in the previous year, owing to the abnormal fall in its price at the beginning of the war, rose considerably during the year owing to a revival of the market. Rabi crops also did fairly well, except in the Jamrao tract, where they suffered from deficiency of canal water, and in Upper Sind from a complete absence of winter rains. Abundant rainfall brought good crops in the desert portion of the Thar Párkar district and other barani tracts in Karáchi, Lárkána and other districts which had suffered much in the previous year owing to an almost total failure of rain.

The inundation and rainfall taken together being far more satisfactory than in the preceding year, the area under cultivation rose by nearly 14 lákhs of acres and the land revenue demand by nearly 22 lákhs of rupees.

Public health was distinctly bad as compared with the previous year. Plague and cholera broke out in the towns of Karáchi and Hyderabad and in a milder form in Sukkur. A few cases of cholera also occurred in Lárkána and Nawábsháh districts. The number of plague cases in the town of Karáchi rose from 149 to 1,257, of which 1,109 proved fatal. Hyderabad, which had been immune from the epidemic in the previous year, was attacked for four months from January 1917, despite a large portion of the town having been evacuated soon after the outbreak. There were 780 deaths out of 1,068 cases in the town and its suburbs. Small-pox made its appearance in Sukkur attacking 466, of which 90 died. A few sporadic cases of the disease also occurred in Lárkána and Nawábsháh districts. The floods and heavy rainfall brought in their train a very severe and widespread outbreak of malaria. It lasted longer than usual, as the mild form of the cold weather favoured the longevity of the mosquitoes.

The great scarcity of fodder experienced in the previous year disappeared owing to plentiful rainfall throughout the province. In the Desert and also in some places in the irrigated tract natural grass grew in such abundance that bajri and jowári stocks were left to rot in the fields. As a result cattle waxed fat and multiplied.

Contagious diseases broke out among the cattle in all districts, the total mortality being 3,300 against 4,000 in the previous year. Anthrax was responsible for 488 deaths, hæmorrhagic septicæmia 407, fluke 374, rinderpest 286. Preventive inoculation against these diseases is gradually gaining favour with cattle owners. Nearly 3,400 operations were performed, and of these in 38 cases only did death occur. Some improvement was noticed during the year in the reporting of outbreaks of diseases by tapedars.

#### 3. Gross Revenue.

(Column 6 of Appendix I.)

The total figures under this head show a net increase of 12·07 lákhs of rupees or 3·28 per cent. over the preceding year's figures. The Karáchi district

shows the largest increase—Rs. 12·11 lakhs—which is due to abundant rains and the consequent extension of cultivation more especially in the barani tracts. In the Upper Sind Frontier district the increase of Rs. 1·18 lakhs is due mainly to the revision of assessment rates in the three talukas forming the Kandhkot sub-division. The excess of Rs. 98,000 and Rs. 58,000 in the Larkana and Nawabshah districts respectively is attributed to increase in the amounts of assessment on occupied fallow and unoccupied culturable lands, on both of which assessment is computed according to the average rate deduced from the assessment of the area actually cultivated. In the Sukkur district the increase of Rs. 23,000 is due chiefly to lands having been cultivated with crops paying higher rates of assessment. The remaining two districts, viz., Thar Parkar and Hyderabad, show a falling off; Rs. 2·73 lakhs in the former district being due to lands having been cultivated with crops paying lower rates of assessment, and Rs. 28,000 in the latter district to the contraction of the occupied fallow assessed area.

#### 4. Alienations.

(Column 9 of Appendix I.)

There is a net increase under this head of about Rs. 5,000. Taking the districts individually, Nawabshah shows an increase of Rs. 19,000 on account of reduction of cultivation in political inams. The small increase of Rs. 700 in Thar Parkar is partly ascribed to the above cause and partly to new alienations and re-grants. In the remaining five districts there is a falling off; Hyderabad showing Rs. 10,000 owing to resumption of certain political inams, and Larkana, Sukkur, Upper Sind Frontier and Karachi districts showing smaller reductions varying from Rs. 46 to Rs. 2,260, which are due to larger recoveries of hakabo and other jagir dues owing to extension of cultivation.

#### 5. Net Government Revenue.

(Column 13 of Appendix I.)

There is a rise of nearly 20·1 lakhs of rupees, which is contributed by all the districts of the province, and is due for the most part to an increased area having been brought under cultivation owing to the favourable nature of the season. As usual, the figures in column 13 include hakabo (water-rate) levied on alienated holdings and credited to the Public Works Department. The hakabo amounted to Rs. 91,590 during the year under report against Rs. 82,404 in the previous year.

#### 6. Miscellaneous Government Revenue as shown in the Talebands.

(Column 16 of Appendix I.)

In miscellaneous revenue there was an increase of 1·68 lakhs of rupees which is shared by all the districts of the province. The increase is noticeable in Sukkur, Karachi and Thar Parkar districts, where it amounted to Rs. 43,000, 36,000 and 30,000 respectively; and it occurred mostly under realizations from fines for unauthorised cultivation and sale-proceeds of occupancy rights. In addition to this, receipts from the produce of trees in Sukkur, grass and grazing fees in Karachi, ghee tax in Thar Parkar, penalties under section 148, Land Revenue Code, in Hyderabad and miscellaneous items in Nawabshah also partially contributed to the increase.

#### 7. Remissions.

(Column 20 of Appendix I.)

The total amount of land revenue remitted was Rs. 6·73 lakhs against Rs. 3·59 lakhs in the preceding year. The net increase of over Rs. 3 lakhs is contributed by all districts except Sukkur and Thar Parkar, which show a decrease of Rs. 1,000 and 26,000 respectively. The increase was most in the Larkana district (Rs. 1·73 lakhs) where damage done by floods and frost necessitated the grant of remissions on an extensive scale. The amount remitted in the Upper Sind Frontier district (Rs. 1·17 lakhs) includes Rs. 93,000 on account of difference between the old and the revised rates introduced during the year in the three talukas forming the Kandhkot sub-division. The increase in the remaining three districts, viz., Karachi (Rs. 33,000), Nawabshah (Rs. 26,000) and Hyderabad (Rs. 22,000), is mainly due to much greater losses from floods

than in the preceding year. The total amount of remissions due to floods in the year under report amounted to Rs. 2·41 lakhs against Rs. 1,000 only in 1915-16. Remissions allowed on time-expired fallows also show an increase of about Rs. 60,000. On the other hand, remissions granted for insufficiency of water supply fell from Rs. 1·77 lakhs to Rs. 62,000. Other principal causes of remission were:

- (a) Injury to crops by locusts and other insects—Rs. 6,000 against Rs. 13,000 in the previous year.
- (b) Injury to crops by adverse winds—Rs. 6,000 against Rs. 9,000 in the previous year.
- (c) Injury to crops on account of frost—Rs. 33,000 against Rs. 2,000 in the previous year.
- (d) Damage due to kalar—Rs. 5,000 against Rs. 5,000 in the previous year.

### 8. Suspensions.

(Columns 33 and 35 of Appendix I.)

The provincial total under this head rose by Rs. 31,000 to Rs. 1·35 lakhs. Of this, Rs. 49,000 pertain to the year under report, and Rs. 86,000 to previous years. The suspensions are all included in the balances outstanding at the close of the year, and are commented upon in paragraph 11 below.

### 9. Revenue for collection.

(Column 21 of Appendix I.)

The net revenue for collection on account of current year's demands after deducting remissions rose from Rs. 102·2 lakhs to Rs. 120·74 lakhs, or by 18 per cent. Adding to this the former years' balances (Rs. 2·34 lakhs), the total amount for collection during the year reached Rs. 123·08 lakhs against Rs. 107·78 lakhs in the previous year.

### 10. Collections.

(Columns 26, 29 and 32 of Appendix I.)

The collections on account of the current year's land revenue were satisfactory, being Rs. 119·79 lakhs out of Rs. 120·74 lakhs, which gives the same percentage of recoveries as last year, *i. e.*, 99·2. The percentages of collections for the various districts are compared below:

|                     | 1916-17. | 1915-16. |
|---------------------|----------|----------|
| Upper Sind Frontier | 99·73    | 99·78    |
| Sukkur              | 99·58    | 99·36    |
| Larkana             | 99·66    | 99·70    |
| Nawabshah           | 98·43    | 98·51    |
| Hyderabad           | 98·59    | 98·86    |
| Thar Parkar         | 99·64    | 99·25    |
| Karachi             | 98·36    | 98·39    |

The collections on account of former years amounted to Rs. 88,000, out of the demand of Rs. 2·34 lakhs, or 37·36 per cent. against 69·7 per cent. in 1915-16. The percentages for the various districts are detailed below:

|                     | 1916-17. | 1915-16. |
|---------------------|----------|----------|
| Upper Sind Frontier | 42·32    | 33·91    |
| Sukkur              | 29·13    | 41·86    |
| Larkana             | 35·95    | 71·79    |
| Nawabshah           | 40·83    | 76·06    |
| Hyderabad           | 34·87    | 59·13    |
| Thar Parkar         | 45·29    | 91·00    |
| Karachi             | 35·48    | 28·66    |

These figures show some improvement in the Upper Sind Frontier and Karachi districts. The decrease in the remaining five districts is ascribed partly to suspensions rendered necessary on account of floods and other adequate reasons and partly to the arrears being due from incumbered estates under the Manager, which can only be paid gradually from surplus produce in good seasons.

Under Government Resolution No. 5420, dated August 2nd, 1890, the collections of land revenue including miscellaneous items not brought to account in the jamabandi, are to be compared with the collections shown in the Accountant General's books. The difference amounts to Rs. 16,532 and is explained in Statement A. There is an excess of Rs. 44,654 in the Accountant General's figures, which is due to (1) adjustment of errors, (2) over-collections, (3) recoveries

on account of future years and (4) recoveries on account of boundary marks and other items not included in District Form No. I. On the other hand, the figures in District Form No. I show an increase of Rs. 28,122 which is due to (1) adjustment of errors and (2) collections made in the preceding year on account of the year under report.

### 11. Balances.

(Columns 33—37 of Appendix I and Appendix II.)

The total outstanding balance at the end of the year was Rs. 2.42 lakhs against Rs. 2.5 lakhs, or a reduction of 3.2 per cent. on the figures of the previous year. It includes a sum of Rs. 4,115, shown in column 7 of Appendix II, which consists mostly of amounts under correspondence or recommendation for remission, and a further sum of Rs. 156 (column 8 of Appendix II) the recovery of which is doubtful. Out of the remaining balance, Rs. 12,518 have since been recovered, leaving the net balance for recovery at Rs. 2,24,967; of which Rs. 80,136 belong to the year under report and Rs. 1,44,831 to former years. The net balance is accounted for as under :

|   |          |
|---|----------|
|   | Rs.      |
| (a) Under suspension ... ..   | 87,801   |
| (b) Due from the Manager, Incumbered Estates and Court of Wards in Sind ... ..                        | 1,07,160 |
| (c) Under legal process for recovery ... ..   | 21,216   |
| (d) Due on account of occupancy price recoverable in future years ... ..                              | 5,500    |
| (e) Recoveries stayed in accordance with an injunction issued by the District Court, Hyderabad ... .. | 3,290    |
| Total ...   | 2,24,967 |

The balance due from the Manager was reduced from Rs. 1,10,278 at the end of the previous year to Rs. 1,07,160 at the close of the year under report or by 2.83 per cent. A comparison of the net recoverable balances for different districts outstanding at the end of the year under report with those outstanding at the end of the previous year shows a reduction in the case of the Thar Parkar, Karachi and Sukkur districts; the percentages of the reduction being 19.7, 12.5 and 3.7 respectively. On the other hand, the Larkana, Nawabshah, Hyderabad and Upper Sind Frontier districts show a rise over the last year's figures; the percentages of increase being 10.4, 8, 6.1 and 4.8 respectively.

By Government Resolution No. 5140, dated the 22nd July 1890, the balances, which were shown as recoverable in Appendix II for the year 1915-16, and were not recovered in the year under report, have to be separately accounted for. Such balances amounted to Rs. 1,46,878; out of which Rs. 309 were recovered after the close of the year, leaving a balance of Rs. 1,44,831, which is accounted for in Statement B.

### 12. Takavi.

(Appendix III.)

The takavi advances made during the year ending 30th September 1917 amounted to Rs. 6.61 lakhs against Rs. 7.96 lakhs made during the period of 14 months ending the 30th September 1916. Of this, Rs. 2.29 lakhs were advanced under the Land Improvement Loans Act, and Rs. 4.32 lakhs under the Agriculturists' Loans Act; against Rs. 3.01 lakhs and Rs. 4.95 lakhs respectively. All the districts show a decrease under both Acts, except Hyderabad, in which a slight increase occurs under the Agriculturists' Loans Act. The decrease in the Nawabshah district is ascribed to want of funds, and in the remaining districts to the favourable nature of the season, on account of which there was less demand for takavi loans, and also to the fact that the figures dealt with in the previous return related to a period of 14 months. The total amount of advances inclusive of interest and the previous years' balances was Rs. 25.9 lakhs, out of which Rs. 10 lakhs, or 38.61 per cent., were collected, and Rs. 22,000 written off, leaving a balance of Rs. 15.68 lakhs (Rs. 14.03 lakhs principal and Rs. 1.65 lakhs interest), as against Rs. 18.45 lakhs (Rs. 16.57 lakhs principal and Rs. 1.88 lakhs interest) at the end of September 1916. The unauthorised arrears, which amount to Rs. 68,000, are accounted



for in Statement C. All the districts show a considerable reduction in the arrears except Karachi, where they increased, and are due mostly from the Manager, Incumbered Estates.

The information required by paragraph 5 of the Government of India's No. 2155-321-7, dated the 3rd October 1901, regarding the amount of agriculturists' loan business, is embodied in Statement D.

### 13. Area.

(Appendix IV.)

There is a net increase of about 13,000 acres in the total area of the province (column 3). The increase in the Karachi (10,000 acres), Nawabshah (5,000 acres), Sukkur (4,000 acres), Hyderabad (2,000 acres), and Larkana (1,000 acres) districts is due almost entirely to new lands having been thrown up by the river. On the other hand, the Upper Sind Frontier district shows a falling off of 9,000 acres on account of erosion by the river. The decrease in the Thar Parkar district (28 acres) being small, needs no explanation.

All the districts show decreases under column 4 (unassessed cultivable land) and column 5 (uncultivable land); and they are mainly due to the extension of eksali and unauthorised cultivation, and to some extent to survey operations. The subjoined table shows the areas taken up permanently and relinquished in each district during the year under report:—

| District.                  | Area taken up.            |   |         | Area thrown up, including fallows. |
|----------------------------|---------------------------|---|---------|------------------------------------|
|                            | Unoccupied land taken up. | Unassessed land brought into occupation and assessed. | Total.  |                                    |
| 1                          | 2                         | 3   | 4       | 5                                  |
|                            | Acres.                    | Acres.  | Acres.  | Acres.                             |
| Upper Sind Frontier ... .. | 4,309                     | 4   | 4,313   | 488                                |
| Sukkur ... ..              | 11,685                    | 120   | 11,805  | 43                                 |
| Larkana ... ..             | 913                       | 34  | 947     | 94                                 |
| Nawabshah ... ..           | 7,502                     | 50  | 7,552   | 814                                |
| Hyderabad ... ..           | 7,826                     | 53  | 7,879   | 562                                |
| Thar Parkar ... ..         | 13,352                    | 60,641  | 73,993  | 182                                |
| Karachi ... ..             | 21,370                    | 17  | 21,387  | 73                                 |
| Total for 1916-17 ... ..   | 66,957                    | 60,919  | 127,876 | 2,256                              |
| Total for 1915-16 ... ..   | 53,575                    | 13,591  | 67,166  | 3,206                              |

The area taken up shows a net increase of about 60,000 acres, which is contributed by all the districts except Hyderabad and Larkana, which show a decrease of two and one thousand acres respectively. The increase is most marked in the Thar Parkar district (45,000 acres), where extensive areas of land were taken up in the Desert tract on account of abundant rainfall. The increase of 9,000 acres in the Sukkur district and of 3,000 acres in the Nawabshah district is ascribed to grants of land having been made on the new Choi Canal and the new Ren distributary respectively. In the Karachi district the increase (5,000 acres) is attributed to the extension of the kacheri system of land grants which was introduced in the previous year and which, as stated before, facilitates the quick disposal of land applications. The information required by Government Resolution No. 8294, dated the 20th November 1899, is given in the subjoined table:—

| District.                  | Area of land granted free of malkano. | Land granted on payment of malkano. |                  | Land sold by auction. |                  |
|----------------------------|---------------------------------------|-------------------------------------|------------------|-----------------------|------------------|
|                            |                                       | Area.                               | Amount obtained. | Area.                 | Amount obtained. |
|                            | Acres.                                | Acres.                              | Rs.              | Acres.                | Rs.              |
| Upper Sind Frontier ... .. | 1,484                                 | 2,346                               | 4,941            | 28                    | 529              |
| Sukkur ... ..              | 797                                   | 10,263                              | 18,014           | .....                 | .....            |
| Larkana ... ..             | 790                                   | 155                                 | 1,018            | .....                 | .....            |
| Nawabshah ... ..           | 513                                   | 5,461                               | 6,875            | .....                 | .....            |
| Hyderabad ... ..           | 143                                   | 5,084                               | 10,644           | .....                 | .....            |
| Thar Parkar ... ..         | 69,233                                | 4,685                               | 50,864           | 75                    | 1,880            |
| Karachi ... ..             | .....                                 | 18,773                              | 25,062           | .....                 | .....            |
| Total ... ..               | 72,960                                | 46,768                              | 1,17,418         | 103                   | 2,409            |

The difference of 8,045 acres between the total of the areas accounted for in this table and the total given in column 4 of the preceding table represents the area of the fallow forfeited and relinquished lands restored to the original occupants. Of the total area granted free of malkano, 1,861 acres were given out in the Jamrao tract on peasant terms. The remaining area consists partly of lands given out in lieu of those acquired for public purposes or relinquished on account of exhaustion, but mostly of grants made in the Desert Division, where no occupancy price is charged. The aggregate realizations from malkano are much larger than in the previous year and the average rate per acre comes to Rs. 2-9-0 against Rs. 3 in 1915-16.

#### 14. Holdings and their extent.

(Appendix V.)

This appendix was last submitted for the year 1903-04. The form of that appendix differs from that of the present one, which has been prepared in the revised form laid down in Mr. Anderson's Manual of Revenue Accounts. The figures shown in the present appendix deal with actual occupants as shown in the Record of Rights, while the previous appendix included figures relating to real as well as fictitious khatedárs. It is therefore unnecessary to compare the two sets of figures and to comment on the increases or decreases between them. The proportion of agriculturists to non-agriculturists and of the aggregate khálsa and inám areas held by the two classes is 5 to 1 and 8 to 1 respectively.

#### 15. Coercive Processes.

(Appendix VI.)

There was an increase of over 20,000 in the total number of notices issued under section 152, Land Revenue Code, which is contributed by all districts; being most marked in Lárkána and Thar Párkar, which together account for no less than 13,600. The increase is partly attributed to extension of cultivation, but mostly to other causes, such as poor crops, tightness of money market, slackness of trade owing to war conditions, and inability to dispose of agricultural produce owing to the stoppage of goods traffic.

The provisions of section 148 of the Land Revenue Code were extensively used in the Nawábsháh, Hyderabad and Thar Párkar districts. The reduction in the number of individuals penalised under this section in the Lárkána and Upper Sind Frontier districts is attributed to the salutary effect of heavy penalties inflicted on recalcitrant defaulters in previous years. The total number of distraints and sales of moveable property under section 154 shows a net increase of 125. In the Karáchi district the number rose from 39 to 286 owing to the necessity of the adoption of strict measures in selected cases of persistent defaulters, and in Nawábsháh it fell from 151 to 60, owing to the imposition of heavier penalties under section 148. In the remaining districts there were no great variations in the figures. The increase of 1,252 forfeitures (column 17) is mostly due to the operation of the Sind fallow rules, and occurred chiefly in the Hyderabad district. The circumstances are being enquired into.

#### 16. Miscellaneous Revenue not included in the Talebands.

The total realizations under this head amounted to Rs. 1,05,731 against Rs. 1,14,773 in the previous year. The decrease is due to a falling off in the receipts on account of interest on advances under the Takávi Acts.

APPENDIX No. I.

## APPENDIX No. I—DISTRICT FORM

Contrasted Statement exhibiting the Gross and Net Land Revenue of the province of Sind remissions and sums written off and of the balances outstanding on account of the year

| No. | Name of District.    | Number of Villages. |             |        | 1916-1917, year under report. |  |   |              |   |                                 |
|-----|----------------------|---------------------|-------------|--------|-------------------------------|--|---|--------------|---|---------------------------------|
|     |                      | Government.         | Alio-nated. | Total. | Gross Revenue.                | Deduct assessment.<br>Of land not avail-able for cultivation (i. e., for public and special purposes, etc.). | Of fallow area exempt from assess-ment. | Re-ma-inder. | Deduct-ions on account of not aliens-tions. | Re-ma-inder—Government revenue. |
| 1   | 2                    | 3                   | 4           | 5      | 6                             | 7  | 7(a)                                    | 8            | 9   | 10                              |
|     |                      |                     |             |        | Rs.                           | Rs.  | Rs.                                     | Rs.          | Rs.   | Rs.                             |
| 1   | Upper Sind Frontier. | 424                 | 6           | 430    | 32,29,497                     | .....  | 9,58,641                                | 22,70,856    | 1,12,580                                    | 21,58,276                       |
| 2   | Sukkur               | 682                 | 29          | 711    | 57,68,729                     | .....  | 10,99,684                               | 46,69,045    | 4,78,195                                    | 41,90,850                       |
| 3   | Larkana              | 733                 | 21          | 754    | 74,90,282                     | .....  | 11,00,976                               | 63,89,306    | 8,67,115                                    | 55,22,191                       |
| 4   | Nawabshah            | 749                 | 12          | 761    | 48,47,656                     | .....  | 17,82,502                               | 30,65,154    | 1,86,568                                    | 28,78,586                       |
| 5   | Hyderabad            | 857                 | 68          | 925    | 59,27,774                     | .....  | 12,52,688                               | 46,75,086    | 5,66,560                                    | 41,08,526                       |
| 6   | Thar Parkar          | 961                 | 2           | 963    | 61,83,790                     | .....  | 22,67,664                               | 39,16,126    | 80,770                                      | 38,35,356                       |
| 7   | Karachi              | 787                 | 10          | 797    | 45,42,524                     | .....  | 4,01,838                                | 41,40,686    | 1,67,008                                    | 39,73,678                       |
|     | Total for 1916-1917  | 5,193               | 148         | 5,341  | 3,79,90,252                   | .....  | 88,63,988                               | 2,91,26,264  | 24,48,805                                   | 2,66,77,459                     |
|     | Total for 1915-1916  | 5,189               | 151         | 5,340  | 3,67,82,708                   | .....  | 1,06,31,893                             | 2,62,50,815  | 24,43,735                                   | 2,38,07,080                     |

| No. | Name of District.    | 1916-1917, year under report.  |  |              |                             |                             |               |       |            |
|-----|----------------------|--|--|--------------|-----------------------------|-----------------------------|---------------|-------|------------|
|     |                      | Balance on account of former years out-standing at the end of last year. | Deduct ir-recoverable balances written off on account of former years. | Re-ma-inder. | Total of columns 21 and 24. | Realisations up             |               |       |            |
|     |                      |  |  |              |                             | On account of current year. | Village cess. |       | On account |
| 1   | 2                    | 22   | 23   | 24           | 25                          | 26                          | 27            | 28    | 29         |
|     |                      | Rs.  | Rs.  | Rs.          | Rs.                         | Rs.                         | Rs.           | Rs.   | Rs.        |
| 1   | Upper Sind Frontier. | 12,507   | 402  | 12,105       | 14,56,766                   | 14,70,741                   | .....         | ..... | 5,124      |
| 2   | Sukkur               | 24,012   | 1,074  | 32,938       | 16,67,200                   | 16,37,444                   | .....         | ..... | 6,681      |
| 3   | Larkana              | 18,205   | 531  | 17,674       | 27,55,994                   | 27,28,399                   | .....         | ..... | 6,353      |
| 4   | Nawabshah            | 51,277   | 2,183  | 49,094       | 17,04,613                   | 16,37,584                   | .....         | ..... | 20,043     |
| 5   | Hyderabad            | 64,021   | 2,993  | 61,028       | 10,09,617                   | 18,22,577                   | .....         | ..... | 31,280     |
| 6   | Thar Parkar          | 23,036   | 244  | 22,792       | 17,16,763                   | 16,82,873                   | .....         | ..... | 12,687     |
| 7   | Karachi              | 51,959   | 8,045  | 43,914       | 10,69,680                   | 10,09,028                   | .....         | ..... | 15,573     |
|     | Total for 1916-1917  | 2,50,017   | 15,497   | 2,34,520     | 1,23,08,633                 | 11,19,79,236                | .....         | ..... | 87,641     |
|     | Total for 1915-1916  | 5,71,803   | 13,993   | 5,57,810     | 1,07,78,562                 | 51,01,39,656                | .....         | ..... | 3,88,890   |

|   |               |   |               |
|---|---------------|---|---------------|
| * Assessment on unoccupied assessed lands | Rs. 42,14,755 | + Assessment on unoccupied assessed lands | Rs. 43,80,908 |
| " " " unassessed lands                    | 1,03,05,030   | " " " unassessed lands                    | 92,74,593     |
| Total                                     | 1,45,19,775   | Total                                     | 1,36,55,501   |

No. I—(Vide paragraphs 3 to 11).

for the Revenue years 1915-1916 and 1916-1917, together with the amount of realisations, under report and previous years, up to the 1st August of each year.

| 1916-1917, year under report. |  |               |   |  |  |              |  |                         |   |  |
|-------------------------------|--|---------------|---|--|--|--------------|--|-------------------------|---|--|
| Deduct assessment of          |  |               | Details.  |  |  |              |  |                         |   |  |
| Unoccupied cultivable land.*  | Land free or specially reduced (including Hari and Kocho.) | Re-remainder. | Revenue proper, being assessment on Government lands. | Revenue from alienated lands (including village cess). | Add Miscellaneous Land Revenue as in Taleband. | Total.       | Deduct Hakabo credited to Irrigation Department. | Remainder Land Revenue. | Total reductions on account of revision settlements and remissions. | Balance revenue for collection on account of current year. |
| 11                            | 12   | 13            | 14  | 15   | 16   | 17           | 18   | 19                      | 20  | 21   |
| Rs.                           | Rs.  | Rs.           | Rs.   | Rs.  | Rs.  | Rs.          | Rs.  | Rs.                     | Rs.   | Rs.  |
| 6,13,683                      | 499  | 15,44,104     | 15,41,463   | 2,641  | 51,068   | 15,95,172    | 2,993  | 15,92,179               | 1,17,518  | 14,74,661  |
| 26,05,018                     | 5,881  | 15,79,961     | 15,63,338   | 16,613   | 96,662   | 16,76,613    | 14,977   | 16,61,636               | 17,374  | 16,44,262  |
| 25,94,171                     | 2,917  | 29,35,103     | 29,23,727   | 11,376   | 68,673   | 29,93,776    | 10,424   | 29,83,352               | 2,45,032  | 27,38,320  |
| 12,19,464                     | 11,134   | 16,47,988     | 16,40,895   | 7,093  | 86,698   | 17,34,686    | 7,093  | 17,27,593               | 74,074  | 16,53,519  |
| 21,87,238                     | 1,314  | 18,19,979     | 17,72,242   | 47,737   | 1,24,613                                       | 19,44,592    | 47,340   | 18,97,252               | 48,658  | 18,48,594  |
| 22,24,535                     | 15,027   | 15,95,765     | 15,91,202   | 4,563  | 1,70,570                                       | 17,66,355    | 4,583  | 17,61,772               | 72,801  | 16,88,971  |
| 29,65,696                     | 617  | 9,97,395      | 9,93,215  | 4,180  | 1,30,444                                       | 11,27,639    | 4,180  | 11,23,459               | 97,873  | 10,25,786  |
| *1,45,10,775                  | 37,379   | 1,21,20,305   | 1,20,96,082   | 94,223   | 7,18,728                                       | 11,28,39,033 | 97,690   | 1,27,47,443             | 6,73,330  | 1,20,74,113  |
| 11,34,55,891                  | 40,303   | 1,01,10,956   | 1,00,25,962   | 84,934   | 5,51,161                                       | 1,06,62,117  | 92,404   | 1,05,79,713             | 3,58,961  | 1,02,20,752  |

1916-1917, year under report.

| to 31st July.                 |                            | Balances outstanding on the 1st August |                                      |                |                             |                |          |          | Miscellaneous items not included in the Jamabandi. |
|-------------------------------|----------------------------|--|--------------------------------------|----------------|-----------------------------|----------------|----------|----------|--|
| of former years.              |                            | Total realisations.                    | On account of the year under report. |                | On account of former years. |                | Total.   |          |  |
| Village cess.                 |                            |  | Suspended.                           | Not suspended. | Suspended.                  | Not suspended. |          |          |  |
| Rayati (Government villages). | Inam (Alienated villages). | 32                                     | 33                                   | 34             | 35                          | 36             | 37       | 38       |  |
| Rs.                           | Rs.                        | Rs.                                    | Rs.                                  | Rs.            | Rs.                         | Rs.            | Rs.      | Rs.      |  |
| .....                         | .....                      | 14,75,865                              | 1,672                                | 2,248          | 1,743                       | 5,238          | 10,901   | 3,769    |  |
| .....                         | .....                      | 16,44,125                              | 5,661                                | 1,257          | 3,781                       | 12,476         | 23,076   | 3,110    |  |
| .....                         | .....                      | 27,35,342                              | 325                                  | 9,006          | 3,237                       | 8,084          | 90,652   | 5,252    |  |
| .....                         | .....                      | 16,47,627                              | 24,713                               | 1,222          | 29,033                      | 18             | 64,986   | 5,120    |  |
| .....                         | .....                      | 18,43,837                              | 2,455                                | 23,564         | 22,929                      | 16,812         | 65,760   | 5,189    |  |
| .....                         | .....                      | 15,95,460                              | 5,134                                | 963            | 15,199                      | 7              | 21,303   | 1,121    |  |
| .....                         | .....                      | 10,24,601                              | 9,378                                | 7,380          | 9,743                       | 18,578         | 45,079   | 3,442    |  |
| .....                         | .....                      | 1,20,66,877                            | 49,238                               | 45,640         | 55,665                      | 61,213         | 2,41,756 | 2,36,973 |  |
| .....                         | .....                      | 1,05,28,545                            | 37,825                               | 43,272         | 66,058                      | 1,02,862       | 2,50,017 | 1,16,731 |  |

|  | Rs.         |
|--|-------------|
| Total land revenue proper, columns 26 and 29 | 1,20,66,877 |
| Collected before 1st April 1917              | 52,63,366   |
| Collected after ..                           | 68,03,611   |
|  | 1,20,66,877 |
| Total land revenue proper, columns 26 and 29 | 1,05,28,545 |
| Collected before 1st April 1916              | 47,17,169   |
| Collected after ..                           | 58,11,356   |
|  | 1,05,28,545 |

|   | Rs.    |
|---|--------|
| Total miscellaneous items not included in Jamabandi for 1916-17 | 26,973 |
| Collected before 1st April 1917                                 | 11,998 |
| Collected after ..  | 14,975 |
| Total   | 26,973 |
| Total miscellaneous items not included in Jamabandi for 1915-16 | 16,731 |
| Collected before 1st April 1916                                 | 8,477  |
| Collected after ..  | 8,254  |
| Total   | 16,731 |

## APPENDIX No. II.—DISTRICT FORM No. III.

*Analytical Statement of Balances outstanding on the 1st August 1917, on account of the Land Revenue in the Province of Sind as shown in columns 33 to 37 of District Form No. I for Land Revenue year 1916-17.*

| Serial No. | Taluka.             | Balances on account of the year under report. | Balances on account of previous years. | Total.   | Amount recoverable. | Amount irrecoverable. | Amount as to which it is doubtful whether it is recoverable or not. |
|------------|---------------------|---|--|----------|---------------------|-----------------------|---|
| 1          | 2                   | 3   | 4                                      | 5        | 6                   | 7                     | 8   |
|            |                     | Rs.   | Rs.                                    | Rs.      | Rs.                 | Rs.                   | Rs.   |
| 1          | Upper Sind Frontier | 3,920   | 6,981                                  | 10,901   | 10,901              | ...                   | .....   |
| 2          | Sukkur              | 6,818   | 16,357                                 | 23,075   | 23,075              | ...                   | .....   |
| 3          | Larkana             | 9,321   | 11,321                                 | 20,652   | 20,541              | 111                   | .....   |
| 4          | Nawabshah           | 25,935  | 29,051                                 | 54,936   | 54,357              | 629                   | .....   |
| 5          | Hyderabad           | 26,019  | 39,741                                 | 65,760   | 63,847              | 1,913                 | .....   |
| 6          | Thar Parkar         | 6,097   | 15,206                                 | 21,303   | 21,303              | ...                   | .....   |
| 7          | Karachi             | 16,753  | 28,321                                 | 45,079   | 43,461              | 1,462                 | 156   |
|            | Total               | 94,878  | 1,46,878                               | 2,41,756 | 2,37,485            | 4,115                 | 156   |

APPENDIX No. III.

## APPENDIX No. III.—

Statement showing the Takávi advances made during the year ending 30th September 1917

| Serial No. | Name of District.   | Amount for Collection.  |   | Outstanding balance on 1st October 1916 (column 10 of last year's District Revenue Return No. 4). |           |           | Amount borrowed or debited during the year. |             |          | Total columns 5 and 6. |           |           |     |
|------------|---------------------|---|---|---|-----------|-----------|---|-------------|----------|------------------------|-----------|-----------|-----|
|            |                     | Unauthor-ized arrears (column 11 of last year's District Revenue Return No. 4). | Current demand (columns 16 and 17 of Táluka Form No. 15). | Principal.  | Interest. | Total.    | Prin- cipal.                                | In- terest. | Total.   | Prin- cipal.           | Interest. | Total.    |     |
|            |                     |   |   |   |           |           |   |             |          |                        |           |           | 3   |
| 1          |                     | Rs.   | Rs.   | Rs.   | Rs.       | Rs.       | Rs.   | Rs.         | Rs.      | Rs.                    | Rs.       | Rs.       | Rs. |
| 1          | Upper Sind Frontier | 9,330   | 1,05,445  | 1,20,099  | 8,935     | 1,29,034  | 66,615                                      | 4,606       | 71,220   | 1,86,714               | 13,540    | 2,00,254  |     |
| 2          | Sukkur              | *11,626   | 97,287  | *2,86,812   | *21,436   | *3,08,248 | 34,176                                      | 11,193      | 45,369   | 3,20,068               | 32,629    | 3,53,617  |     |
| 3          | Lárkána             | 84,285  | 1,86,633  | †4,13,131   | †97,499   | †5,10,630 | 1,25,306                                    | 16,368      | 1,41,674 | 5,38,437               | 1,13,867  | 6,52,304  |     |
| 4          | Nawábsháh           | 3,028   | 2,14,366  | †2,99,961   | 34,768    | †3,34,719 | 1,32,236                                    | 17,238      | 1,49,474 | 4,32,197               | 51,096    | 4,84,193  |     |
| 5          | Hyderabad           | *15,704   | 94,129  | *1,14,021   | *7,848    | *1,21,869 | 80,298                                      | 5,906       | 86,206   | 1,94,319               | 18,756    | 2,08,075  |     |
| 6          | Thar Párkar         | 18,093  | 1,71,021  | 1,82,197  | 1,416     | 1,83,613  | 1,24,846                                    | 10,792      | 1,35,637 | 3,07,042               | 12,298    | 3,19,250  |     |
| 7          | Karáchi             | 5,389   | 2,14,897  | 2,39,088  | 16,836    | 2,55,924  | 98,026                                      | 18,796      | 1,16,822 | 3,37,114               | 35,632    | 3,72,746  |     |
|            | Total               | 97,545  | 10,83,768   | 16,55,309   | 1,68,723  | 18,44,037 | 6,61,502                                    | 84,900      | 7,46,402 | 23,16,811              | 2,73,628  | 25,90,439 |     |

\* The figures shown in columns 10 and 11 of the last year's form were incorrect.\*

† The figures shown in column 10 of the last year's form were incorrect.

## APPENDIX No. IV—

Comparative Statement showing Lands assessed and unassessed, occupied and un

| No. | Name of District.   | Total area. | Deduct.                     |                     |                                      |        |                                     |                       |
|-----|---------------------|-------------|-----------------------------|---------------------|--------------------------------------|--------|-------------------------------------|-----------------------|
|     |                     |             | Unassessed cultivable land. | Un-cultivable land. | Land set apart for special purposes. |        | Land set apart for public purposes. | Land eroded by river. |
|     |                     |             |                             |                     | Forest.                              | Other. |                                     |                       |
| 1   | 2                   | 3           | 4                           | 5                   | 6                                    | 7      | 8                                   | 9                     |
|     |                     | Acres.      | Acres.                      | Acres.              | Acres.                               | Acres. | Acres.                              | Acres.                |
| 1   | Upper Sind Frontier | 1,700,972   | 156,232                     | 928,534             | 25,350                               | 3,774  | 24,027                              | 80,726                |
| 2   | Sukkur              | 3,587,816   | 631,026                     | 1,307,390           | 252,254                              | 1,747  | 37,556                              | 62,045                |
| 3   | Lárkána             | 3,236,892   | 640,597                     | 700,283             | 59,954                               | 965    | 48,435                              | 35,698                |
| 4   | Nawábsháh           | 2,489,413   | 144,063                     | 587,010             | 89,717                               | 2,432  | 48,787                              | 74,061                |
| 5   | Hyderabad           | 2,833,107   | 551,966                     | 405,077             | 70,431                               | 2,107  | 43,230                              | 5,575                 |
| 6   | Thar Párkar         | 8,727,495   | 1,599,215                   | 4,434,933           | 42,597                               | 8,517  | 51,523                              | .....                 |
| 7   | Karáchi             | 7,527,297   | 1,088,978                   | 6,195,111           | 162,962                              | 30,760 | 52,438                              | 24,237                |
|     | Total for 1916-17   | 30,111,992  | 4,809,367                   | 12,969,236          | 703,974                              | 50,901 | 305,996                             | 231,242               |
|     | Total for 1915-16   | 30,098,490  | 5,025,328                   | 12,996,340          | 701,935                              | 50,014 | 305,078                             | 285,500               |



## DISTRICT FORM No. IV—(Vide paragraph 12).

in the Province of Sind and the progress of the recovery of outstanding balance of advances.

| Amounts repaid or recovered. |           |           | Amounts remitted or written off or demands cancelled. |           |        | Outstanding balance on 30th September 1917 (column 7 minus total of columns 8 and 9). |           |           | Unauthorised arrears (total of columns 3 and 4 minus total of columns 8 and 12 and remissions in respect of current demand). | Suspensions. | Overpayments not shown in column 8 and which are taken in deposit. |                            |                                       |
|------------------------------|-----------|-----------|---|-----------|--------|---|-----------|-----------|--|--------------|--|----------------------------|---------------------------------------|
| Principal.                   | Interest. | Total.    | Principal.  | Interest. | Total. | Principal.  | Interest. | Total.    |  |              | Already re-funded.   | Remaining to be re-funded. | Petty amounts credited to Government. |
| 8                            |           |           | 9   |           |        | 10  |           |           | 11   | 12           | 13   | 14                         | 15                                    |
| Rs.                          | Rs.       | Rs.       | Rs.   | Rs.       | Rs.    | Rs.   | Rs.       | Rs.       | Rs.  | Rs.          | Rs.  | Rs.                        | Rs.                                   |
| 96,428                       | 6,762     | 1,06,190  | ...   | 54        | 54     | 88,286  | 6,724     | 95,010    | 7,359  | 2,172        | ...  | 201                        | ...                                   |
| 80,878                       | 18,092    | 99,970    | 59  | 219       | 278    | 2,40,051  | 13,418    | 2,53,469  | 7,740  | 1,025        | 50   | 30                         | ...                                   |
| 1,04,076                     | 30,238    | 1,34,300  | 1,684   | 672       | 2,356  | 3,72,577  | 82,962    | 4,55,639  | 19,515   | 4,738        | 1,676  | 132                        | ...                                   |
| 1,50,006                     | 14,833    | 1,64,888  | 9,099   | 605       | 9,704  | 2,73,093  | 36,508    | 3,09,601  | 1,948  | 40,864       | 4  | 290                        | ...                                   |
| 98,270                       | 6,366     | 94,645    | 1,330   | 43        | 1,373  | 1,04,710  | 7,347     | 1,12,057  | 10,066   | 3,539        | ...  | ...                        | ...                                   |
| 1,59,044                     | 11,010    | 1,70,064  | 134   | ...       | 134    | 1,47,564  | 1,198     | 1,49,062  | 10,907   | 8,009        | 11   | 44                         | ...                                   |
| 1,54,664                     | 16,865    | 1,71,429  | 6,582   | 1,933     | 8,515  | 1,75,968  | 16,834    | 1,92,802  | 10,379   | 29,963       | ...  | 5                          | ...                                   |
| 8,95,274                     | 1,06,111  | 10,00,385 | 18,868  | 3,526     | 22,414 | 14,02,649   | 1,64,991  | 15,67,640 | 67,914   | 90,600       | 1,741  | 702                        | ...                                   |

## DISTRICT FORM No. V—(Vide paragraph 13).

occupied in the Province of Sind during the year 1916-1917 and the previous year.

| Year under report. |                                |                             |                                 |                                   |                           |             |                     |            |                     |
|--------------------|--------------------------------|-----------------------------|---------------------------------|-----------------------------------|---------------------------|-------------|---------------------|------------|---------------------|
| Total.             | Remainder-cultivable assessed. | Deduct                      |                                 | Remainder-Occupied assessed land. | Assessment and quit-rent. | Details.    |                     |            |                     |
|                    |                                | Uncultivated assessed land. | Land free or specially reduced. |                                   |                           | Government. |                     | Alienated. |                     |
|                    |                                |                             |                                 |                                   |                           | Area.       | Government revenue. | Area.      | Government revenue. |
| 10                 | 11                             | 12                          | 13                              | 14                                | 15                        | 16          | 17                  | 18         | 19                  |
| Acres.             | Acres.                         | Acres.                      | Acres.                          | Acres.                            | Rs.                       | Acres.      | Rs.                 | Acres.     | Rs.                 |
| 627,652            | 1,062,320                      | 90,242                      | 166                             | 962,913                           | 13,64,104                 | 935,355     | 13,61,111           | 47,557     | 2,933               |
| 2,292,018          | 1,295,798                      | 208,484                     | 279                             | 1,087,035                         | 15,73,720                 | 784,302     | 15,63,338           | 302,633    | 10,382              |
| 1,485,921          | 1,750,971                      | 206,014                     | 992                             | 1,543,965                         | 29,35,103                 | 1,235,846   | 29,23,727           | 308,119    | 11,376              |
| 946,960            | 1,542,453                      | 249,367                     | 4,014                           | 1,299,069                         | 16,47,988                 | 1,207,518   | 16,40,561           | 81,534     | 7,427               |
| 1,078,336          | 1,754,731                      | 362,336                     | 3,058                           | 1,390,267                         | 18,19,980                 | 1,106,509   | 17,72,243           | 283,756    | 47,737              |
| 6,136,784          | 2,660,711                      | 961,837                     | 8,508                           | 2,330,371                         | 15,95,785                 | 2,257,559   | 15,91,203           | 62,512     | 4,553               |
| 6,551,795          | 975,502                        | 186,028                     | 765                             | 838,709                           | 9,97,335                  | 740,043     | 9,93,215            | 98,666     | 4,180               |
| 19,119,516         | 10,992,475                     | 1,523,388                   | 16,777                          | 9,462,311                         | 1,19,34,075               | 8,267,332   | 1,18,45,397         | 1,184,979  | 88,678              |
| 19,364,195         | 10,734,995                     | 1,699,462                   | 17,043                          | 9,117,790                         | 1,01,05,250               | 7,939,090   | 1,00,25,373         | 1,175,700  | 79,877              |

## APPENDIX No. V—DISTRICT FORM No. VI.

Statement showing the number and extent of land-holders' estates in surveyed villages in each district of the Province of Sind for the year 1916-17.

| Details of holdings.        | Agriculturists.    |            |          | Non-agriculturists. |            |       |
|-----------------------------|--------------------|------------|----------|---------------------|------------|-------|
|                             | Number of Persons. | Area held. |          | Number of persons.  | Area held. |       |
|                             |                    | Khalsa.    | Inam.    |                     | Khalsa.    | Inam. |
| <i>Upper Sind Frontier.</i> |                    |            |          |                     |            |       |
| 1. Upto 5 acres             | 680                | 2,746      | .....    | 186                 | 461        | ..... |
| 2. Over 5 and upto 15       | 805                | 8,520      | 7        | 116                 | 1,194      | ..... |
| 3. " 15 upto 25             | 960                | 19,989     | .....    | 121                 | 2,514      | ..... |
| 4. " 25 upto 100            | 1,129              | 81,134     | 225      | 302                 | 12,429     | ..... |
| 5. " 100 upto 500           | 697                | 1,95,260   | 2,912    | 113                 | 25,664     | ..... |
| 6. " 500                    | 286                | 5,19,182   | 2,316    | 20                  | 20,550     | ..... |
| Total                       | 4,557              | 8,26,831   | 5,460    | 808                 | 62,752     | ..... |
| <i>Sukkur.</i>              |                    |            |          |                     |            |       |
| 1. Upto 5 acres             | 19,809             | 58,287     | 57       | 5,064               | 15,414     | 22    |
| 2. Over 5 and upto 15       | 12,098             | 1,09,751   | 126      | 3,425               | 28,715     | 34    |
| 3. " 15 upto 25             | 3,199              | 52,593     | 111      | 1,100               | 19,909     | 15    |
| 4. " 25 upto 100            | 3,084              | 1,52,614   | 692      | 1,025               | 40,660     | ..... |
| 5. " 100 upto 500           | 823                | 1,58,318   | 1,623    | 125                 | 20,476     | ..... |
| 6. " 500                    | 127                | 1,22,093   | 11,616   | 7                   | 4,449      | ..... |
| Total                       | 39,140             | 6,58,596   | 14,165   | 10,746              | 1,29,023   | 71    |
| <i>Larkana.</i>             |                    |            |          |                     |            |       |
| 1. Upto 5 acres             | 20,840             | 64,149     | 58       | 3,398               | 10,294     | ..... |
| 2. Over 5 and upto 15       | 16,016             | 1,34,735   | 237      | 2,788               | 23,128     | ..... |
| 3. " 15 upto 25             | 7,018              | 1,34,319   | 106      | 1,577               | 30,949     | ..... |
| 4. " 25 upto 100            | 6,970              | 2,81,236   | 545      | 1,428               | 62,858     | ..... |
| 5. " 100 upto 500           | 1,648              | 2,74,857   | 6,845    | 375                 | 76,315     | ..... |
| 6. " 500                    | 174                | 1,81,680   | 53,395   | 13                  | 11,300     | ..... |
| Total                       | 52,666             | 10,20,976  | 61,186   | 9,579               | 2,14,844   | ..... |
| <i>Nawabshah.</i>           |                    |            |          |                     |            |       |
| 1. Upto 5 acres             | 8,337              | 25,040     | 183      | 1,188               | 3,531      | ..... |
| 2. Over 5 and upto 15       | 7,127              | 70,266     | 9        | 1,150               | 10,909     | ..... |
| 3. " 15 upto 25             | 3,219              | 59,872     | 81       | 415                 | 8,062      | ..... |
| 4. " 25 upto 100            | 5,278              | 2,34,339   | 637      | 629                 | 35,688     | ..... |
| 5. " 100 upto 500           | 1,935              | 3,31,957   | 6,361    | 340                 | 78,285     | ..... |
| 6. " 500                    | 295                | 2,53,542   | 74,262   | 54                  | 35,924     | ..... |
| Total                       | 26,191             | 10,35,075  | 81,533   | 3,776               | 1,72,444   | ..... |
| <i>Hyderabad.</i>           |                    |            |          |                     |            |       |
| 1. Upto 5 acres             | 3,041              | 10,016     | 144      | 678                 | 2,101      | 16    |
| 2. Over 5 and upto 15       | 5,661              | 57,956     | 483      | 1,115               | 13,559     | 31    |
| 3. " 15 upto 25             | 3,680              | 67,257     | 420      | 570                 | 11,701     | ..... |
| 4. " 25 upto 100            | 5,037              | 2,43,339   | 2,283    | 758                 | 43,266     | 82    |
| 5. " 100 upto 500           | 1,901              | 3,33,506   | 10,431   | 263                 | 47,552     | 256   |
| 6. " 500                    | 371                | 2,54,797   | 2,69,612 | 11                  | 21,461     | ..... |
| Total                       | 19,691             | 9,66,871   | 2,83,373 | 3,395               | 1,39,640   | 385   |
| <i>Thar Parkar.</i>         |                    |            |          |                     |            |       |
| 1. Upto 5 acres             | 1,237              | 3,721      | 24       | 62                  | 200        | ..... |
| 2. Over 5 and upto 15       | 1,981              | 13,202     | .....    | 147                 | 1,460      | ..... |
| 3. " 15 upto 25             | 1,205              | 22,817     | 62       | 91                  | 1,741      | ..... |
| 4. " 25 upto 100            | 3,756              | 1,76,958   | 136      | 130                 | 7,134      | ..... |
| 5. " 100 upto 500           | 1,593              | 3,50,725   | 3,001    | 81                  | 19,560     | ..... |
| 6. " 500                    | 528                | 5,85,204   | 25,396   | 33                  | 23,015     | ..... |
| Total                       | 10,300             | 11,57,627  | 23,619   | 544                 | 58,110     | ..... |

## APPENDIX No. V—DISTRICT FORM No. VI—continued.

| Details of holdings.                   | Agriculturists.    |            |          | Non-agriculturists. |            |       |
|--|--------------------|------------|----------|---------------------|------------|-------|
|  | Number of Persons. | Area held. |          | Number of Persons.  | Area held. |       |
|  |                    | Khalsa.    | Inam.    |                     | Khalsa.    | Inam. |
| <i>Kardchi.</i>                        |                    |            |          |                     |            |       |
| 1. Upto 5 acres ...                    | 3,320              | 21,063     | 19       | 262                 | 1,038      | 25    |
| 2. Over 5 and upto 15 ...              | 3,702              | 51,161     | 51       | 289                 | 3,226      | ..... |
| 3. " 15 upto 25 ...                    | 2,644              | 45,066     | .....    | 212                 | 4,057      | 41    |
| 4. " 25 upto 100 ...                   | 2,504              | 1,35,240   | 791      | 539                 | 16,586     | 88    |
| 5. " 100 upto 500 ...                  | 909                | 1,51,594   | 5,955    | 95                  | 11,557     | ..... |
| 6. " 500 ...                           | 174                | 2,38,101   | 72,206   | 31                  | 33,034     | ..... |
| Total ...                              | 13,553             | 6,42,225   | 79,022   | 1,428               | 69,498     | 154   |
| <i>Total for the Province of Sind.</i> |                    |            |          |                     |            |       |
| 1. Upto 5 acres ...                    | 57,264             | 1,85,022   | 485      | 10,788              | 33,089     | 63    |
| 2. Over 5 and upto 15 ...              | 47,390             | 4,50,591   | 913      | 9,030               | 82,131     | 65    |
| 3. " 15 upto 25 ...                    | 21,925             | 4,01,853   | 780      | 4,086               | 78,333     | 56    |
| 4. " 25 upto 100 ...                   | 28,058             | 13,64,919  | 5,249    | 4,811               | 2,18,616   | 170   |
| 5. " 100 upto 500 ...                  | 9,506              | 17,96,217  | 37,128   | 1,392               | 2,79,409   | 256   |
| 6. " 500 ...                           | 1,955              | 21,04,539  | 5,08,803 | 169                 | 1,54,733   | ..... |
| Total ...                              | 1,66,098           | 68,03,141  | 5,53,356 | 30,276              | 8,46,311   | 610   |

## APPENDIX No. VI—DISTRICT FORM No. IX

Statement showing the Coercive Processes adopted for the realisation of Land

| No. | Taluka.                 | Notice under section 152,<br>Bombay Act V of 1879. |                   |  | Penalty under section 148.          |   |  | Distraint and Sale of moveable<br>Property under section 154. |   |  |   |                                |
|-----|-------------------------|--|-------------------|--|-------------------------------------|---|--|---|---|--|---|--------------------------------|
|     |                         | Number<br>issued.                                  | Number<br>served. | Amount of Arrears for<br>which Notices issued. | Amount of Notice Fees<br>recovered. | Number of individuals<br>proceeded against. | Amount of Arrears for<br>which penalty was<br>imposed. | Amount of penalty re-<br>covered.                             | Number of individuals<br>proceeded against. | Arrears on account of<br>which Distraint was<br>resorted to. | Arrears on account of<br>which Sale was resorted<br>to. | Amount<br>realized by<br>Sale. |
| 1   |                         | 2  | 3                 | 4  | 5                                   | 6   | 7  | 8   | 9   | 10   | 11  | 12                             |
|     |                         |  |                   | Rs.  | Rs.                                 | /   | Rs.  | Rs.   |   | Rs.  | Rs.   | Rs.                            |
| 1   | Upper Sind Frontier ... | 3,471  | 3,471             | 2,75,968                                       | 1,614                               | 254   | 24,880   | 665   | 6   | 1,712  | 1,280   | 299                            |
| 2   | Sukkur ...              | 9,527  | 9,628             | 1,83,140                                       | 8,849                               | 160   | 5,207  | 562   | 8   | 487  | 330   | 330                            |
| 3   | Larkana ...             | 21,414   | 21,400            | 4,77,342                                       | 8,652                               | 2,232                                       | 41,773   | 5,489   | 25  | 2,379  | 642   | 581                            |
| 4   | Nawabshah ...           | 9,417  | 9,270             | 3,60,899                                       | 4,447                               | 2,451                                       | 68,668   | 9,150   | 60  | 5,221  | 2,382   | 874                            |
| 5   | Hyderabad ...           | 13,033   | 13,033            | 4,32,748                                       | 5,867                               | 1,964                                       | 81,846   | 11,558  | 20  | 3,368  | 2,682   | 1,207                          |
| 6   | Thar Parkar ...         | 13,301   | 12,325            | 4,09,516                                       | 6,922                               | 1,360                                       | 33,217   | 5,495   | 11  | 1,005  | 787   | 367                            |
| 7   | Karachi ...             | 8,285  | 8,285             | 3,95,818                                       | 3,588                               | 4   | 250  | 10  | 286   | 23,944   | 429   | 268                            |
|     | Total ...               | 76,638   | 77,319            | 25,35,431                                      | 83,939                              | 8,425                                       | 3,15,641   | 32,929  | 415   | 38,206   | 8,533   | 3,916                          |

—(Vide page 324 of the Presidency Manual).

Revenue and the results thereof in the Province of Sind during the year 1916-17.

| Sale of Immoveable Property other than land under section 153. |       |       | Forfeiture and Sale of the occupancy under section 153. |        |          |                                       |             |                                      |             |                          |  |             |  |             |     | Arrest and Imprisonment under section 157. |       |       |
|--|-------|-------|---|--------|----------|---------------------------------------|-------------|--------------------------------------|-------------|--------------------------|--|-------------|--|-------------|-----|--|-------|-------|
| 13   | 14    | 15    | 16  | 17     | 18       | Occupancy of Land declared forfeited. |             | Occupancy of Land sold to the Public |             |                          | Forfeited land returned to defaulters. |             | Occupancy of land remaining with Government. |             | 19  | 20   | 21    |       |
|  |       |       |   |        |          | Area.                                 | Assessment. | Area.                                | Assessment. | Amount realised by Sale. | Area.                                  | Assessment. | Area.  | Assessment. |     |  |       | Area. |
| Rs.  | Rs.   | Rs.   | Rs.   | Rs.    | Rs.      | Acres.                                | Rs.         | Acres.                               | Rs.         | Rs.                      | Acres.                                 | Rs.         | Acres.                                       | Rs.         | Rs. | Rs.  | Rs.   |       |
| 624  | 985   | 102   | 102   | 5,364  | 2,269    | 4,754                                 | 22          | ...                                  | 243         | ...                      | ...                                    | 2,247       | 4,754  | ...         | ... | ...  |       |       |
| ...  | ...   | ...   | 551   | 661    | 14,061   | 4,060                                 | 13,871      | 102                                  | 1,668       | 1,726                    | 866                                    | 2,662       | 3,101  | 9,551       | ... | ...  | ...   |       |
| ...  | ...   | ...   | 1,129   | 1,129  | 21,669   | 6,524                                 | 19,785      | ...                                  | ...         | ...                      | 3,998                                  | 11,748      | 2,626  | 8,037       | 2   | ...  | 628   |       |
| ...  | ...   | ...   | 1,656   | 1,610  | 48,451   | 13,768                                | 30,921      | 4                                    | 11          | 330                      | ...                                    | ...         | 13,764                                       | 30,910      | 2   | 1  | 436   |       |
| 641  | 85    | 2,069 | 2,069   | 86,706 | 88,312   | 86,706                                | ...         | ...                                  | ...         | ...                      | 22,974                                 | 52,428      | 15,438                                       | 34,292      | ... | ...  | ...   |       |
| ...  | ...   | ...   | 1,308   | 1,226  | 25,038   | 8,308                                 | 25,038      | ...                                  | ...         | ...                      | 963                                    | 3,157       | 7,340  | 21,681      | ... | ...  | ...   |       |
| ...  | ...   | ...   | 915   | 915    | 40,066   | 11,301                                | 27,377      | 91                                   | 1,037       | 1,116                    | ...                                    | ...         | 11,210                                       | 26,320      | ... | ...  | ...   |       |
| 10   | 1,466 | 1,060 | 7,719   | 7,602  | 2,41,373 | 84,536                                | 2,08,451    | 219                                  | 2,736       | 3,421                    | 28,591                                 | 69,980      | 66,726                                       | 1,35,736    | 4   | 1  | 1,064 |       |

STATEMENT A.  
(Vide paragraph 10.)

| Details.   | Hyderabad District. | Karachi District. | Sukkur District. | Larkana District. | Thar Parkar District. | Total.          |
|--|---------------------|-------------------|------------------|-------------------|-----------------------|-----------------|
|  | Rs. a. p.           | Rs. a. p.         | Rs. a. p.        | Rs. a. p.         | Rs. a. p.             | Rs. a. p.       |
| Total figures given by the Accountant General in his monthly returns of Land Revenue collections | 34,83,718 7 10      | 10,31,827 5 4     | 31,34,079 0 9    | 27,62,455 5 1     | 17,08,303 0 2         | 1,21,10,392 3 2 |
| Total figures shown in Appendix I, Columns 26, 29 and 33 combined.                               | 35,01,763 0 0       | 10,23,042 15 4    | 31,26,868 1 7    | 27,40,594 0 0     | 18,26,681 15 8        | 1,20,93,860 0 7 |
| Increase or Decrease   | -18,044 8 2         | +3,784 6 0        | +7,209 15 2      | +11,861 5 1       | +11,721 0 6           | 16,532 2 7      |
| <i>More—</i>   |                     |                   |                  |                   |                       |                 |
| 1. Adjustment of errors  | 2,083 0 0           | 180 14 0          | 303 6 4          | 707 11 2          | 6,006 9 4             | 9,290 8 10      |
| 2. Over collections  | 6,450 0 0           | 2,944 13 5        | 7,024 0 10       | 11,248 0 4        | 6,079 11 6            | 33,765 10 1     |
| 3. Collections on account of future years  | .....               | 184 4 0           | .....            | .....             | .....                 | 184 4 0         |
| 4. Recoveries on account of boundary marks and other items not included in Appendix I            | 26 0 0              | 1,372 14 0        | .....            | 25 9 7            | .....                 | 1,424 7 7       |
| Total  | 8,568 0 0           | 4,691 13 5        | 7,327 7 2        | 11,981 5 1        | 12,086 4 10           | 44,664 14 6     |
| <i>Less—</i>   |                     |                   |                  |                   |                       |                 |
| 1. Adjustment of errors  | 26,612 8 2          | 374 4 6           | 117 8 0          | .....             | 26 11 4               | 27,100 16 11    |
| 2. Collections on account of current year made in last year                                      | .....               | 633 8 0           | .....            | 120 0 0           | 260 0 0               | 922 12 0        |
| Total  | 26,612 8 2          | 907 7 5           | 117 8 0          | 120 0 0           | 286 4 4               | 28,122 11 11    |
| Net  | -18,044 8 2         | 3,784 6 0         | 7,209 15 2       | 11,861 5 1        | 11,721 0 6            | 16,532 2 7      |

STATEMENT B.  
(Vide paragraph 11.)

| Causes.   | Upper Sind Frontier District. | Sukkur District. | Larkana District. | Hyderabad District. | Nawabshah District. | Karachi District. | Thar Parkar District. | Total.   |
|---|-------------------------------|------------------|-------------------|---------------------|---------------------|-------------------|-----------------------|----------|
|   | Rs.                           | Rs.              | Rs.               | Rs.                 | Rs.                 | Rs.               | Rs.                   | R.       |
| 1. Due from the estates that are under the Manager, Incumbered Estates and Court of Wards in Sind | 5,238                         | 12,476           | 6,430             | 10,350              | 24,108              | 10,148            | 11,077                | 79,827   |
| 2. Under postponement granted for sufficient reasons  | 1,686                         | 3,781            | 3,287             | 22,929              | 4,925               | 14,075            | 4,037                 | 54,670   |
| 3. Under correspondence for remission or writing off  | .....                         | .....            | .....             | .....               | .....               | 1,530             | .....                 | 1,530    |
| 4. Endeavours for recoveries being made.  | .....                         | .....            | 1,654             | 4,564               | 18                  | 2,568             | .....                 | 8,804    |
| 5. On account of minors' estates under the Collector's guardianship                               | .....                         | .....            | .....             | .....               | .....               | .....             | .....                 | .....    |
| 6. Malkano recoverable in future years  | .....                         | .....            | .....             | .....               | .....               | .....             | .....                 | .....    |
| Total   | 6,924                         | 16,257           | 11,321            | 37,843              | 29,051              | 28,321            | 15,114                | 1,44,331 |

STATEMENT C.  
(Vide paragraph 12.)

| Causes.  | Upper Sind Frontier District. | Sukkur District. | Larkana District. | Nawabshah District. | Hyderabad District. | Thar Parkar District. | Karachi District. | Total.        |
|--|-------------------------------|------------------|-------------------|---------------------|---------------------|-----------------------|-------------------|---------------|
|  | Rs.                           | Rs.              | Rs.               | Rs.                 | Rs.                 | Rs.                   | Rs.               | Rs.           |
| 1. Under correspondence for postponement, remission or adjustment ...                                  | ...                           | ...              | 2,602             | ...                 | ...                 | 20                    | 84                | 2,708         |
| 2. Due from estates under the protection of Manager, Incumbered Estates and Court of Wards in Sind ... | 7,959                         | 7,479            | 10,618            | ...                 | 2,714               | 10,887                | 5,077             | 44,134        |
| 3. Recovered after close of the year ...   | ...                           | ...              | ...               | ...                 | ...                 | ...                   | 1,455             | 1,455         |
| 4. Endeavours for recovery being made.   | ...                           | 261              | 6,295             | 1,948               | 7,352               | ...                   | 3,763             | 19,619        |
| <b>Total ...</b>   | <b>7,959</b>                  | <b>7,740</b>     | <b>19,515</b>     | <b>1,948</b>        | <b>10,066</b>       | <b>10,907</b>         | <b>10,379</b>     | <b>67,914</b> |

STATEMENT D.  
(Vide paragraph 12.)

Statement showing the extent of Agricultural loan business of Government for the Province of Sind for the years 1911-12 to 1915-16.

| Year.       | Total amount of advances made. |                            | Balances of advances of previous year's outstanding. |                            | Total.                |                            | Total recoveries.     |                            |
|-------------|--------------------------------|----------------------------|--|----------------------------|-----------------------|----------------------------|-----------------------|----------------------------|
|             | Land Improvement Act.          | Agriculturists' Loans Act. | Land Improvement Act.                                | Agriculturists' Loans Act. | Land Improvement Act. | Agriculturists' Loans Act. | Land Improvement Act. | Agriculturists' Loans Act. |
|             | Rs.                            | Rs.                        | Rs.  | Rs.                        | Rs.                   | Rs.                        | Rs.                   | Rs.                        |
| 1911-12 ... | 3,67,504                       | 4,30,568                   | 13,05,631  | 6,33,266                   | 16,73,185             | 10,64,134                  | 3,30,332              | 4,18,063                   |
| 1912-13 ... | 3,92,577                       | 4,69,569                   | 21,25,134  |                            | 29,71,280             |                            | 9,82,191              |                            |
| 1913-14 ... | 3,55,508                       | 4,61,436                   | 19,73,276  |                            | 27,90,520             |                            | 9,03,745              |                            |
| 1914-15 ... | 3,36,158                       | 5,70,084                   | 19,24,272  |                            | 28,30,509             |                            | 9,51,604              |                            |
| 1915-16 ... | 3,01,397                       | 4,95,062                   | 18,57,228  |                            | 26,53,682             |                            | 9,81,412              |                            |

| Year.       | Amount written off.   |                            | Balance remaining outstanding. |                            | Interest recovered.   |                            | Remarks. |
|-------------|-----------------------|----------------------------|--------------------------------|----------------------------|-----------------------|----------------------------|----------|
|             | Land Improvement Act. | Agriculturists' Loans Act. | Land Improvement Act.          | Agriculturists' Loans Act. | Land Improvement Act. | Agriculturists' Loans Act. |          |
|             | Rs.                   | Rs.                        | Rs.                            | Rs.                        | Rs.                   | Rs.                        |          |
| 1911-12 ... | 6,775                 | 869                        | 13,36,029                      | 6,45,202                   | 51,869                | 36,823                     |          |
| 1912-13 ... |                       | 8,327                      |                                | 19,80,702                  |                       | 1,25,062                   |          |
| 1913-14 ... |                       | 4,535                      |                                | 18,82,240                  |                       | 1,10,253                   |          |
| 1914-15 ... |                       | 23,714                     |                                | 18,50,193                  |                       | 1,14,359                   |          |
| 1915-16 ... |                       | 15,028                     |                                | 16,57,242                  |                       | 1,14,300                   |          |

GOVERNMENT OF BOMBAY.

REVENUE DEPARTMENT.

Resolution No. 13469.

Bombay Castle, 21st December 1918.

Letter from the Accountant General No. A.C.Loan.—12—10128 dated 15th February 1918—Submitting, with reference to paragraph 5 of Government Resolution, Financial Department, No. 2676 dated 13th September 1916, two statements showing the financial results of the Land Improvement and the Agriculturists' Loans Acts for the revenue year 1916-17.

Letter from the Commissioner in Sind  
No. 452 dated 1st March 1918.

Letter\* from the Commissioner, N. D.,  
No. R.E.V.—36 dated 18th April 1918.

Letter\* from the Commissioner, N. D.,  
No. R.E.V.—36 dated 11th July 1918.

Letter\* from the Commissioner, C. D.,  
No. V.—543—17 dated 19th March 1918.

Letter\* from the Commissioner, C. D.,  
No. V.—543—17, dated 22nd May 1918.

Letter\* from the Commissioner, S. D.,  
No. 1418 dated 29th March 1918.

Letter\* from the Commissioner, S. D.,  
No. 2416 dated 1st June 1918.

Submitting the Land Revenue Admin-  
istration Reports, Part I, of their  
respective charges for the year 1916-17.

RESOLUTION.—The statistics of the demand and collection of land revenue and takavi given in Part I of the Land Revenue Administration Report represent information later and more accurate than is given in the review of the second part of the report issued in Government Resolution No. 9247 of the 13th September 1918. The total consolidated demand for the year was 363 lakhs (inclusive of 25.3 lakhs local fund) as compared with 352 lakhs in the previous year, the difference being in part accounted for by increased revenue from revision settlements. In addition, the total authorised and unauthorised arrears of former years due for collection in 1916-17 amounted to 22½ lakhs and 30,000 respectively the greater part of which pertained to the Northern Division, being due to the deficient rainfall of the previous year. Thus the total consolidated demand for recovery in 1916-17 amounted to 386 lakhs. Of this amount 377.8 lakhs were recovered. Of the balance, 23 lakhs were suspended and 5.6 lakhs remitted or written off the accounts.

In Sind, the inundation and the rainfall contributed to the establishment of conditions far more favourable to agriculture than those of 1915-16, with the result that the area under cultivation rose by 41 per cent. These conditions are reflected in the revenue demand of the current year, which rose from 102½ to 120½ lakhs. These figures are exclusive of deductions on account of remissions, which rose from 3½ lakhs in 1915-16 to 6¾ lakhs in the year under review, being necessitated by the damage caused by floods in four districts. With the addition of the outstanding balances of former years amounting to 2½ lakhs, the total demand of land revenue in Sind for 1916-17 was 123 lakhs, of which 120.6 lakhs were collected. Of the balance 1½ lakhs were suspended, while unauthorised arrears amounted to slightly over one lakh of rupees.

2. In the Presidency proper the demand for takavi in 1916-17 was inconsiderable owing to the favourable season, except in Bijápur and Dhárwár, where heavy floods in November in the Karnátak necessitated liberal grants for the alleviation of distress.

\*Not printed.



The accounts in Part I of the report are carried up to 30th September 1917. The total amount outstanding on 1st October 1916 was 67·8 lakhs of principal and 3½ lakhs of interest. The recoveries of principal and interest (including advance payments, due to the favourable season, of nearly Rs. 75,000) amounted to 26·7 lakhs. New loans advanced amounted to only 1½ lakhs, as compared with over 5 lakhs in the year 1915-16 when scarcity prevailed in Gujarát. The accounts close with the balance of principal and interest reduced to 51¼ lakhs.

In Sind, the amount of the loans issued under the Takavi Acts during 1916-17 was 6·61 compared with nearly 8 lakhs in the previous year. Recoveries amounted to 10 lakhs, leaving about Rs. 68,000 of unauthorised arrears compared with Rs. 97,000 at the end of the previous year. The net result of the transactions in the takavi account was that the total outstanding balance of principal and interest which stood at 18½ lakhs on 1st October 1916 was reduced to 15·7 lakhs on the same date in 1917.

A. F. L. BRAYNE,  
Under Secretary to Government.

G. R. No. 13469, R. D., dated 21st December 1918.

To

- |  |  |
|--|--|
| *The Commissioner in Sind,   | *The Manager, Encumbered Estates in Sind,                                      |
| *The Commissioner, N. D.,  | *The Talukdari Settlement Officer,   |
| *The Commissioner, C. D.,  | *The Resident, Kolhápur, and Political Agent, Southern Marátha Country States, |
| *The Commissioner, S. D.,  | *The Accountant General,   |
| *All Collectors, including the Deputy Commissioner, Upper Sind Frontier, | *The Financial Department,   |
| *The Settlement Commissioner and Director of Land Records,               | †The Government of India,  |
| *The Director of Agriculture,  | †The Under Secretary of State for India.                                       |

\*With copies of the report.

†By letter.

No. of 1918.

Copy forwarded for information and guidance to



The  
**Bombay Government Gazette**  
**SUPPLEMENT.**

---

THURSDAY, 3RD OCTOBER 1918.

[No. 40]

---

A SUPPLEMENT to the BOMBAY GOVERNMENT GAZETTE will be published from time to time, containing such Official Papers and information as the Government of Bombay may deem to be of interest to the Public and such as may usefully be made known.

---

**OFFICIAL PAPERS.**

**REVENUE DEPARTMENT.**

Bombay Castle, 6th September 1918.

No. 9126.—The following Press Note No. 9125, dated 6th September 1918, is published for general information :—

**PRESS NOTE.**

With reference to Government Resolution No. 4 dated 2nd January 1913 published at pages 4 and 5 of the Supplement to the *Bombay Government Gazette* dated 9th idem regarding the grant of concessions to private persons for planting trees in the Presidency proper, Government have issued orders directing that the concessions granted to permit-holders by that Resolution should be continued to their legal heirs without any restriction with regard to succession or transfer.

Bombay Castle, 24th September 1918.

No. 9632.—The following Government Resolution No. 9247, dated 13th September 1918, reviewing the Land Revenue Administration Report, Part II, of the Bombay Presidency, including Sind, for the year 1916-17, is published for general information :—

**RESOLUTION.**—The season of 1916-17 in the Presidency proper was marked by an early onset of the monsoon with a rapid extension inland. The distribution of the rainfall was generally regular and favourable until the end of the usual monsoon period when an abnormal precipitation caused extensive damage to standing crops in several districts. In Gujarát, where in the previous year the northern tracts suffered severely from deficiency of rainfall, the agricultural classes enjoyed a year of remarkable prosperity from a yield of wheat and cotton unparalleled in the last twenty years. In the Central Division the outturn of the crops both kharif and rabi was generally normal, though the earlier crops (especially cotton in East Khán-desh) were damaged by the heavy September rains. In the Southern Division the promise of a most favourable season was marred by an unprecedented

volume of rain in November which ruined the standing crops over wide areas in Bijápur and Dhárwár. The consequent floods caused widespread distress, some loss of human life and the destruction of over 30,000 houses and much live-stock. The abundant rainfall of the year improved the condition of the water-supply both for irrigation and for household purposes, though the tanks in Gujarát, dried up by the scarcity of the preceding year, were not fully replenished. Boring operations were conducted with vigour and a considerable measure of success in the Northern Division where conditions are particularly favourable to this means of increasing the water-supply. It is unfortunate that no success has so far attended the operations at Broach though the bore has been driven to the depth of 1,580 feet in the hope of furnishing the town with a water-supply such as was obtained at Viramgám in the previous year.

In Sind the conditions of the season were generally favourable and the area under cultivation rose by 41 per cent. The flood level of the Indus was somewhat below the normal, but this deficiency was supplemented by timely and abundant rainfall which was particularly beneficial to cultivation in the desert tracts and in the Kohistan. On the other hand, very considerable damage leading to remissions of revenue of nearly 2½ lakhs of rupees was occasioned by floods from the river and bārání streams or through breaches in canal embankments. The occurrence of such extensive damage due to the last named cause in a year not marked by a high and prolonged inundation is evidence of the great attention which must be paid to the improvement of the system of regulation and distribution in the main canals.

2. The condition of cattle, so far as determined by the supply of forage, was satisfactory throughout the Presidency proper, where grass and other fodder was abundant. It is apparent however, that, even under such favourable conditions as existed in the year under review, the maintenance in many parts of an inordinate number of cattle, many of which exist only as consumers of forage, militates against any improvement in the general condition of the agricultural stock of the country. It may be, as suggested by the Commissioner, Central Division, that the grazing rules are at fault in their impartial treatment of all cattle without reference to their utility and that some alteration is needed therein to encourage the preservation and improvement of serviceable stock. The question undoubtedly presents considerable difficulties in view of existing popular prejudices. Government consider that the matter is one for the consideration of the Commissioners in conference.

Cattle disease, particularly rinderpest, broke out in all three divisions of the Presidency proper. The staff of the Veterinary Department displayed commendable activity in combating contagious disease by prophylactic inoculation which continues to grow in favour amongst the more enlightened classes of cultivators. The importance of the segregation of infected cattle is not yet generally realised, but knowledge of this potent factor in the prevention of disease is being gradually disseminated by the veterinary officers. A further check to the spread of contagious disease will be furnished by the inter-communication of information of outbreaks of disease between neighbouring provinces and native states.

The demand for veterinary dispensaries continues, but progress in this direction is retarded by the restrictions on expenditure during the war. With the return of normal conditions, however, it is hoped that veterinary assistance will speedily come within the reach of the great bulk of cattle owners in the Presidency. In Sind the abundant rainfall provided ample pasturage, an effective contrast to the melancholy conditions of the previous year. There was also a marked diminution in the mortality from contagious disease, and it is satisfactory that in Sind as in the Presidency proper the value of inoculation and the general benefits conferred by the operations of the Veterinary Department are gaining an increasing measure of public recognition. Amongst other important measures of agricultural economy which engaged the attention of the authorities during the year may be enumerated the formation of fodder reserves from the surplus of favourable years, and the improvement of indigenous breeds of draught and milch cattle.

3. *Land Revenue*.—At the outset of the year under review the total authorised arrears of land revenue amounted to 22½ lakhs, whereof 18½ lakhs pertained to the Northern Division, a legacy from the deficient rainfall of the previous year. In addition, the accounts contained unauthorised arrears amounting to Rs. 26,600, more than half of which were due from the Northern Division for similar reasons. The corresponding figures at the beginning of 1915-16 were 11·8 lakhs authorised and Rs. 36,640 unauthorised arrears. The current demand of the year under review amounted to 3·54 crores compared with 3·43 crores in the previous year. The increase in the demand is mainly accounted for by the introduction of revision settlements in several talukas of the Central and Southern Divisions. Of the total demand of 376¼ lakhs, over 368½ lakhs were collected. Suspensions (including resuspensions) totalled 2½ lakhs compared with 22½ in 1915-16, while remissions, due to the Igatpuri concessions and to the remission of the water assessment in some areas in Gujarát, amounted to 4½ lakhs. The total of unauthorised arrears at the close of the year was reduced from Rs. 26,600 to Rs. 15,000. The districts of Kaira, Panch Maháls, Surat, Sátára, Kolába and Ratnágiri showed no balances, while the arrears in East Khándesh, Násik and Ahmednagar were negligible. The general agricultural prosperity prevailing during the year admitted of recoveries being effected without trouble, while there is no doubt that under the improved systems of accounts and crop valuation the process of recovery is attended by much less correspondence and is effected with greater promptitude than before.

In Sind, owing to the increase in cultivation already referred to, the demand rose by 20½ per cent. to Rs. 1,27,40,000. In consequence of the extensive floods it was necessary to grant remissions on an increased scale, amounting to Rs. 6,88,000 as compared with Rs. 3,72,000 in the previous year. The total demand, including the balance of 2½ lakhs outstanding from 1915-16, was Rs. 122 lakhs, of which 98 per cent. was collected. At the close of the year the unauthorised arrears amounted to 1½ lakhs, or slightly more than in the previous year. Of these unauthorised arrears over a lakh was due from the Manager of the Sind Encumbered Estates. Government cannot regard this last circumstance as satisfactory and hope that future returns will show an improvement in the arrears due from this source. Sukkur and the Upper Sind Frontier had no arrears at the close of the year, while in Thar Pákar and Nawábsháh the arrears were nominal. The bulk of the district arrears were due from Hyderabad and Karáchi, which showed balances of over Rs. 11,000 each compared with arrears of Rs. 15,000 due by the whole of the Presidency proper. It is stated in explanation that in Karáchi peculiar conditions prevailed in the báráni tracts preventing prompt collection, but Government trust that efforts will be made in future to prevent the recurrence of such large unauthorised balances. In Sind also collections were made without trouble, though the disposal of produce was much hampered by restrictions on railway transport.

4. *Takávi*.—The character of the season is reflected in the account of the transactions in connection with takávi. Except in the Southern Division, no great demand prevailed, and the total amount advanced under the Land Improvement Loans Act and under the Agriculturists' Loans Act amounted to only Rs. 35,400 and Rs. 1,27,680 respectively compared with 1¼ lakhs and 3½ lakhs in the previous year when scarcity in Gujarát enhanced the demand for takávi. The greater portion of the advances during the year was distributed in the Southern Division for the alleviation of the distress consequent upon the heavy floods of November. The total amount put down for collection was 24·9 lakhs, but the collections exceeded 25 lakhs, a fact which was due to the realization of advance payments to the amount of Rs. 32,000 in the Northern Division where considerable profits had been made by cultivators. The unauthorised arrears at the end of the year were Rs. 9,219 only, the demand being realised in full in Kaira, Broach, Surat, East Khándesh, Sátára, Kánara and Ratnágiri. Arrears were considerable only in Ahmedabad and Thána, where further attention to prompt recovery is necessary.

In Sind the seasonal conditions resulted in the diminution of the demand for takávi. The total amount advanced was 6.64 lakhs, or nearly a lakh less than in 1915-16.

Of the total amount of 10½ lakhs due for recovery 8.9 lakhs were realised. Excluding suspensions and remissions, the net balance was Rs. 79,000, of which Rs. 60,000 was due from the Manager of Encumbered Estates. In Thar Párkar and the Upper Sind Frontier no arrears remained, while substantial reductions in arrears were effected in all other districts except Karáchi, where an increase under this head is attributed to the inability of borrowers in the Kohistan tracts to liquidate their loans owing to the effects of two years' drought. As a result of the greater attention paid to the recovery of takávi in Sind the percentage of collection to demand rose from 78.7 in 1915-16 to 85.7 in the year under review. The attention of the Manager, Sind Encumbered Estates, should be directed to the recovery of the heavy arrears due from the estates under his control. Though the favourable character of the season was certainly conducive to the quick recovery of both land revenue and takávi, the Governor in Council considers that the excellent results obtained reflect credit on all district officers. The energy and efficiency of which these results give evidence are the more commendable in view of the great increase of work and responsibility entailed by the organization of War Loan subscriptions and the development of recruiting, which largely absorbed the attention of the district administrations during the year.

5. The dominant factors in the progress of trade and industries during the year were the continued restrictions on the importation of foreign manufactured goods or raw materials and the greatly increased demand for many commodities consequent on the prolongation of war conditions. Those industries which were in a position to take advantage of the conditions thus created reaped abundant profits, but many of the smaller indigenous industries, hampered by shortage of capital or lack of enterprise and by the unprecedented rise in the price of raw materials hitherto imported from abroad and not yet obtainable locally, continued to experience the greatest difficulty in maintaining their existence. Amongst the former may be mentioned the spinning and weaving industry and the ginning factories which were also benefited by the abundant cotton crop of the year. On the other hand, the village weaving industry continued in a state of depression in consequence of the inflated prices of yarns and dyes. Amongst the nascent industries which have responded to the demand for military supplies may be mentioned the dairying industry in Kaira, which has shown a remarkable development during the year under review. For the same reason large profits were reaped by suppliers of forage. High prices prevailed in the cotton trade owing to the increased demand both locally and from Japan. In last year's review mention was made of schemes for the exploitation of the wealth of the Kánara forest. Towards this end considerable progress was made by the provision of saw mills and by the survey of the Alnawár-Dandeli Railway for transport of timber, a project which since the close of the year has made rapid progress. In the meantime the Forest Department has met very heavy demands for wood for military purposes. The general progress of trade within the Presidency and in Sind was hampered to a considerable extent by the shortage of rolling stock on the railways which were largely engaged in military transport. Since the close of the year a new Department of Industries has been created by Government with the object of stimulating and guiding existing indigenous industries and of developing the local resources of the Presidency for the supply of materials hitherto obtainable only from foreign sources. In consequence of the generally favourable outturn of food crops no notable fluctuations of price were experienced in the grain markets of the Presidency proper during the year, except in the Southern Division where there was an advance in the rates for jowari and of rice to 20 per cent. in excess of the prevalent prices of the previous year owing to the destruction of food crops by the abnormal late rains. The price of food grains also showed a distinct upward tendency in the districts adjoining Bombay in sympathy with markets inflated by the congestion in the city and by large military demands. Cotton realised abnormally high prices throughout the year for reasons already given. All articles

of foreign manufacture and also salt and sugar showed a considerable advance in price owing partly to a restricted supply and partly to profiteering. Fodder, however, was fortunately abundant and cheap. In Sind the price of food grains, though higher than in pre-war times, tended to fall in response to the extension of cultivation and in the absence of outside demand. Cotton, as in the Presidency proper, rose to a high level, while the price of fire-wood and ghee for local consumption reached abnormal rates in consequence of increased export for military requirements in Mesopotamia. Wages of skilled and unskilled labour continued to show the upward tendency which has been prevalent in recent years owing to the rapid extension of industrial activity. At the same time the rise in the standard of living is undoubtedly a factor of considerable importance in the situation. A marked effect of the inefficiency and scarcity of labour in the agricultural districts is the growing substitution of machinery and labour saving devices in agricultural operations.

In Sind the wages of unskilled labour rose by 25—50 per cent., while skilled labour in Karáchi and elsewhere commanded unprecedented rates. The increase in the wages in both cases is largely attributable to the demand for labour for military purposes, and the consequent scarcity of agricultural labour intensified by the prevalence of malaria in a year of abundant rainfall is reported to have caused serious loss by the delay of harvesting operations.

6. The course of the year was marked by a violent and widespread recrudescence of plague. The ravages of this disease were especially felt in the Central and Southern Divisions, in which in the previous year also a heavy toll of human life had been exacted. In the Central Division plague was most prevalent in the Poona, Sátára and Sholápur districts. In the Southern Division the total number of deaths was 23,850 out of 35,369 attacks, a mortality which appears to point to a specially virulent type of plague. Long experience of plague and the persistent exhortations of district officers and sanitary associations have instilled into the people a realization of the value of such prophylactic measures as inoculation and the early evacuation of areas where rat mortality discloses the presence of plague. But for these precautionary measures in the infected districts the already heavy mortality would undoubtedly have been many times more severe. It is satisfactory that in the town of Sátára, there were, despite the prevalence of plague in the surrounding country, only 42 endemic cases of plague in a population of 26,000 souls; and it appears probable that this immunity in a town notoriously liable to attack was in large measure due to the perseverance of the municipal authorities in the destruction of rats. Cholera appeared in all three Divisions and with particular severity in the Southern Division where there were 22,000 cases, 12,800 of which proved fatal. This epidemic was a further consequence of the heavy rainfall in October and November. Sporadic attacks of small-pox occurred in most districts, but only the coastal tracts suffered to any considerable extent. The incidence of malaria is largely dependent upon the volume of the rainfall, and in the Southern Division the public health was lowered by the wide-spread prevalence of this disease, while in the Northern Division the comparative dryness of the country was followed by a diminution in the number of attacks. The local authorities have everywhere directed their efforts towards checking the spread of malaria by the free distribution of quinine and quinoidine, and special attention is being directed to the experimental introduction of quinization in schools, a measure which is already proving efficacious in the reduction of the spleen index. The Governor in Council is confident that every effort will be made to popularise any measures which tend to check the ravages of an insidious disease which materially reduces the efficiency of the agricultural and labouring classes at an incalculable resultant cost to the general progress and prosperity of the country. He has observed with particular interest the activities of the various sanitary associations, especially in the Southern Division where, in conjunction with the local Sanitary Committees, very valuable work is being done by the diffusion amongst the people of the rural areas of a know-

ledge of the causes, prevention and treatment of the more common diseases. It is also satisfactory that the number of municipalities which have taken steps for the maintenance of trained nurses and midwives is increasing every year.

In Sind the combination of heavy rainfall, flooding of extensive tracts and late onset of the cold weather was markedly favourable to the prevalence of malaria, a state of affairs which was highly detrimental to the kharif harvesting and the rabi sowing. At the same time, as in the Presidency proper, the resources for combating the disease were much curtailed owing to the drafting of a number of the medical staff to military service and to the diminished supply and high price of quinine. It is to be hoped that in spite of the enhanced cost, the local bodies will permit no abatement of the public distribution of quinine, a measure which has in recent years been attended with such conspicuous success. There was also a marked increase in plague in Karáchi and in Hyderabad. Cholera and small-pox broke out in several towns, but with no very serious results.

7. The gradual expansion of primary education throughout the Presidency continued in spite of obstacles. The prevalence of plague in many districts militated against continuity of instruction, and the construction of suitable school houses, for which the demand is rapidly increasing, was delayed in consequence of the restrictions imposed by war conditions on expenditure in this as in many other spheres of public activity. The insistence and genuineness of the demand for education are, however, frequently demonstrated by the enterprise of village communities in erecting schools by public contribution unaided by state funds. Female education is rapidly increasing in public favour in the larger towns and amongst the more enlightened sections of the community, but the rate of progress is held in check by the limited supply of trained mistresses. Amongst the backward classes the apathy of the people and the lack of teachers drawn from the same communities are retarding causes which it is difficult to overcome. Urdu schools are again reported to have made little progress in the absence of anything but a sentimental interest on the part of the Mahomedan population, which appears to prefer the more useful instruction imparted in the ordinary vernacular schools. In the higher spheres of education the most important event of the year was the opening of the Arts College for the Carnatic at Dhárwár.

Since the close of the year under review the declared policy of Government for the disposal of the excess revenue derived from the change in the method of disposal of liquor shops has rendered possible the realization of many important schemes for the advancement of education throughout the Presidency.

In Sind as in the Presidency proper progress was retarded by the restriction on expenditure and the insufficiency of teachers. Female education, save in the large towns, has not materially advanced in face of the general apathy of the masses and the paucity of trained mistresses, and the remedial measures instituted for the removal of these disabilities appear likely to produce no immediate effect. Secondary education amongst Mahomedans was stimulated by the provision of a special scheme of scholarships, while the improvement of Mahomedan education in all its stages engaged the earnest consideration of Government during the course of the year.

8. The touring and inspection performed by district officers during the year was generally satisfactory. In many cases the period on tour had to be curtailed in consequence of urgent work at headquarters in connection with the organization of the War Loan and recruiting. With a few exceptions the work of Mamlatdars and Mahalkaris was favourably commented upon, and many of these officers showed great energy and resourcefulness in coping with the additional responsibilities imposed upon them during the year. The reports regarding the Circle Inspectors continue to exhibit a variety of opinion, but the balance of opinion inclines to the view that the standard of efficiency is steadily improving, particularly,

in those districts where due attention is paid to the selection, promotion and future prospects of this important grade of taluka officials. Government have elsewhere drawn the attention of the Commissioners to the desirability of reconsidering the present organization of the grades of Circle Inspectors. The work of village officers—patels and talatis or kulkarnis—was on the whole satisfactorily performed during a year in which the collection and popularization of the War Loan and recruiting activities added considerably to their difficulties. The substitution of stipendiary village accountants for the hereditary kulkarni and the introduction of a self-contained and more intelligible system of village accounts has undoubtedly exercised a beneficial effect upon the village administration. In the Bijápur and Thána districts a low standard of efficiency still prevails. In the former district the incompetence and lack of discipline of many of the village officers were particularly noticeable. Seventy-four kulkarnis were fined, eighteen suspended and one dismissed. Government observe that in this district and in the Southern Division generally the commutation of watans, which has elsewhere been productive of considerable improvement, makes little progress, and until the process of replacement by talatis is practically complete it would appear difficult to introduce a higher degree of efficiency and discipline amongst the village accountants. There are indications that legislation to enforce commutation would not be unacceptable to a large number of these watañdars.

As regards the clerical establishments, the drafting of a number of skilled accounts clerks to the Military Accounts Department temporarily weakened the capacity of several offices. Collectors have continued to comment upon the unsatisfactory condition of affairs produced by the partition of the subordinate establishment into upper and lower divisions. They draw particular attention to the deterioration observed in the lower division and to the great difficulties of recruitment occasioned by the poor prospects of promotion beyond the grade of Rs. 45 per mensem. The problem is stated to be specially acute in Thána owing to the superior attractions of service under Government in other Departments or in commercial houses in Bombay. Since the close of the year under review the Commissioners have reported to Government on the question, and, although no sweeping changes have been made in the organization of the services affected, the rules have been revised so as to admit of promotion from the lower to the upper division in cases of special merit, and it is hoped that this incentive will in some measure alleviate the difficulties of the situation. The general reorganization of the revenue clerical establishments has also been commended to the attention of the Commissioners in conference. Government note with satisfaction that several Collectors have followed the suggestions made in paragraph 7 of Government letter No. 3789, dated 26th March 1917 regarding the reduction of certain less essential posts on the taluka establishments and the utilization of the pay so saved for the improvement of the remuneration of the remainder. The substitution of the slip system for the cumbrous and antiquated system of correspondence formerly in use appears to have made such an improvement possible in many offices, and there is reason to believe that a judicious rearrangement of the work in some of the taluka offices would lead to the reduction of a certain number of superfluous posts and thus afford a partial solution of the problem of the insufficiency of the pay of the lower revenue establishments.

9. The Record of Rights continues to grow in popular favour and to gain in accuracy with the rapid extension of the sub-division survey now completed over a considerable portion of the Presidency proper. The quinquennial revision of the record was generally carried out with promptitude, and postponements have only been allowed where it was considered desirable to incorporate the results of a sub-division survey approaching completion. In the Konkan districts the peculiar and intricate conditions of the holdings make the accurate maintenance of the record a matter of great difficulty. On the completion of the sub-division survey particular attention will be necessary to the improvement of the record and



to the revision of the present system of recording mutations which appears to be defective in these areas. Surveys and inquiries into titles following on survey were introduced or continued within several urban areas during the year, and Records of Rights were in course of preparation.

10. The area under the restricted or non-alienable tenure was increased by 36,400 acres, and now covers nearly 10 lakhs of acres in the Presidency proper. As in the previous year large areas were given out on this tenure in the Sholapur, West Khándesh and Kaira districts. Amongst the backward classes, for the safeguarding of whose interests this form of holding was mainly intended, the tenure is believed to have attained considerable success by preserving an improvident and unsophisticated class of cultivators from the encroachments of the money-lender while the consequent restriction of credit does not appear to have exercised a deteriorating effect on the cultivation of their lands. In Sind, where the aggregate area under this tenure now amounts to 15½ lakhs of acres or 19 per cent. of the whole area, the additional area given out under it in the course of the year was one lakh of acres. The usual statement is appended to this Resolution.

In connection with the development of waste lands, Government have noticed with particular satisfaction the initiative displayed by the Collector of Kaira (Mr. Ghosal) in bringing under cultivation a large expanse of waste land in his district and in attracting thereto an enlightend class of cultivators. In the same connection it may be observed that Government have had under consideration the grant of lands on specially favourable terms for the encouragement of recruiting and to secure provision for the members of the cultivating classes who have rendered meritorious services in the army. The trend of the annual statistics comparing the area of land held respectively by non-agriculturists and agriculturists indicates generally that the latter are gaining ground, though the classification is not entirely reliable in consequence of the prevalence of doubt among some officers as to what exactly constitutes an agriculturist for the purposes of this classification. Government have laid down a sufficiently clear definition of this term, and they consider that, with a careful scrutiny of the returns and further instruction on the part of inspecting officers, a reasonable degree of accuracy in these important statistics should be attained. The co-operative movement in its many forms continued to gather force during the year, and progress was particularly noticeable in the Karnatic where the societies rest on solid foundations of popularity and efficiency. In parts of the Northern Division and in the Konkan the scope for the development of co-operation is limited by local conditions, principally the facility of credit at low rates. Amongst the most useful forms of societies which have developed during recent years are those constituted for the disposal of agricultural produce and for the supply at low cost of implements and manure required by the agriculturists.

The revenue from Income Tax has grown very rapidly in all divisions since the establishment of specially trained and wholetime establishments, and it is reported that the substitution of an accurate survey for the defective and unequal methods inevitable under the old system is regarded with satisfaction by the great bulk of assesseees to the tax.

11. The relations between inamdars and their tenants were generally harmonious, except in parts of the Southern Division where the undefined nature of the rights of the latter gives rise to disputes and tends to encourage superior holders to demand rents in excess of the customary payments.

As observed in last year's review the extension of a survey settlement or of a record of rights should go far to remove this source of friction. The collection of inamdars' revenue was generally well performed, and due attention was paid to the writing off of irrecoverable arrears which, as observed by Government last year, had too long been permitted to cumber the village accounts. It has been pointed out that much of the delay and trouble in the recovery of rents from tenants is due to the indifference of absentee inamdars to their own affairs. Though fully provided with

measures for recovery from recalcitrant tenants, they too often fail to exercise in time the remedies which the law has provided for them. Assistance cases were as usual numerous and took up much of the time of taluka officials, but the judicious imposition of fines in obvious cases of contumacy has had a salutary effect in reducing the number of cases.

12. A survey of the conditions of the Presidency as set forth in the Collectors' and Commissioners' reports indicates that the stress of war was felt with greater intensity than in the previous year. Development in many directions was retarded by the necessity of observing economy in public expenditure, and the great rise in price of many articles in ordinary use pressed heavily upon the less affluent sections of the community, particularly upon those whose sources of livelihood were fixed with reference to pre-war conditions. On the other hand, agriculturists throughout the greater part of the Presidency have prospered from a series of favourable years, and in particular very large profits have been made in the cotton growing districts. Many trades and industries have derived immense advantage from the greatly increased demand for materials of local production. The causes and the purposes underlying the war have still to be fully realized by the people as a whole, but some progress was made in this direction as a result of the vigorous campaign conducted on behalf of the War Loan. The ready and generous response thereto not only testifies to the willingness of the greater part of the community to assist in the Imperial cause, but also affords evidence of the general prosperity of the people of the Presidency. The amount subscribed in the three divisions of the Presidency proper may usefully be compared with the current land revenue demand. Subscriptions in the Northern Division amounted to 86 lakhs compared with 114 lakhs of land revenue, in the Central Division to 125 lakhs compared with 143 lakhs, and in the Southern Division to 55 lakhs compared with 97 lakhs. The population of Sind contributed 170 lakhs, the current land revenue demand of the year being 127 lakhs. The response from the Central Division, a tract almost entirely agricultural and containing no great industries, was particularly gratifying. In the Northern Division the greater industrial wealth and the great profits made from an excellent cotton crop in a year of high prices gave expectations of a larger contribution. The general results however of the first great appeal for a public loan reflect credit on the public spirit of the contributors and the efforts of the many committees and officials to whose zeal and resourcefulness the success achieved is in large measure due. A ready response was accorded in many parts to the growing demand for recruits for the combatant and non-combatant ranks of the army, and the year witnessed the extension of recruiting to many communities which had not hitherto been approached or had long ceased to supply men to the fighting forces. The Governor in Council recognises that the initiation and conduct of the War Loan propaganda and the organization of a recruiting campaign imposed on all classes of officials, from the Commissioners of Divisions down to the village officers, an onerous and exacting task requiring the display of unremitting energy and enthusiasm and the exercise in a high degree of energy and personal influence, and he considers that the manner in which they have acquitted themselves of this task without detriment to the efficiency of the ordinary administration is deserving of great credit.

13. In conclusion the Governor in Council desires to express his appreciation of the continued goodwill and the cheerful spirit shown by the people of this Presidency under the prolonged strain of war, and he would particularly and gratefully acknowledge the excellent work performed by district officers in the general administration of their charges and in the preservation of the peace and tranquillity of the Presidency.

*Return of lands given out on the restricted tenure referred to in paragraph 10 of the Resolution.*

| District.                                 | Total area under the restricted tenure on 1st August 1916. | Area of lands resettled on limited tenure with the occupants during the 12 months ending 31st July 1917. | Unoccupied lands given out on limited tenure during the same period. | Total of columns 3 and 4. | Area of lands resumed or resigned during the year. | Total area under the restricted tenure on 31st July 1917 (columns 2 + 5 - column 6). |
|---|--|--|--|---------------------------|--|--|
| 1   | 2  | 3  | 4  | 5                         | 6  | 7  |
| <i>Northern Division.</i>                 |  |  |  |                           |  |  |
|   | Acres.   | Acres.   | Acres.   | Acres.                    | Acres.   | Acres.   |
| Ahmedabad ... ..                          | 94,745   | 8  | 1,632  | 1,640                     | 2,674  | 93,711   |
| Kaira ... ..                              | 75,034   | 2,000  | 6,076  | 8,166                     | 2,898  | 80,802   |
| Panch Maháls ... ..                       | 162,964  | 913  | 1,895  | 2,808                     | 2,192  | 163,580  |
| Broach ... ..                             | 31,428   | .....  | 447  | 447                       | 374  | 31,496   |
| Surat ... ..                              | 85,618   | 205  | 135  | 340                       | 371  | 85,582   |
| Thana ... ..                              | 7,570  | 7  | 158  | 165                       | 36   | 7,699  |
| Total ...                                 | 407,349  | 3,223  | 10,343   | 13,566                    | 8,045  | 412,870  |
| <i>Central Division.</i>                  |  |  |  |                           |  |  |
| East Khándesh ... ..                      | 33,466   | .....  | 56   | 56                        | 72   | 33,450   |
| West Khándesh ... ..                      | 347,470  | 131  | 14,844   | 14,975                    | 1,738  | 360,707  |
| (a) Násik ... ..                          | 83,524   | .....  | .....  | .....                     | .....  | 83,524   |
| Ahmednagar ... ..                         | 13,518   | .....  | 58   | 58                        | 34   | 13,542   |
| Poona ... ..                              | 4,267  | .....  | 1,625  | 1,625                     | 380  | 5,512  |
| Sátám ... ..                              | 5,881  | .....  | .....  | .....                     | 21   | 5,860  |
| Sholápur ... ..                           | 17,236   | .....  | 16,846   | 16,846                    | 370  | 33,712   |
| Total ...                                 | 504,862  | 131  | 33,429   | 32,560                    | 2,615  | 535,807  |
| <i>Southern Division.</i>                 |  |  |  |                           |  |  |
| Kolába ... ..                             | 70   | 2  | .....  | 2                         | 10   | 62   |
| Ratnágiri ... ..                          | 4,652  | 7  | .....  | 7                         | 5  | 4,654  |
| Bijápur ... ..                            | 16,653   | 233  | 412  | 650                       | 453  | 16,850   |
| Dhárwár ... ..                            | 12,582   | .....  | 2  | 2                         | 129  | 12,455   |
| Bolgaum ... ..                            | 4,936  | .....  | 13   | 13                        | 5  | 4,944  |
| Kánara ... ..                             | 4,847  | 11   | 287  | 298                       | 417  | 4,728  |
| Total ...                                 | 43,740   | 258  | 714  | 972                       | 1,019  | 43,693   |
| Grand Total for the Presidency proper ... | 955,951  | 3,612  | 44,486   | 46,098                    | 11,679   | 992,370  |
| <i>Sind.</i>                              |  |  |  |                           |  |  |
| Karáchi .. ..                             | 173,506  | 2,592  | 14,890   | 17,422                    | 8,247  | 187,681  |
| Hyderabad .. ..                           | 238,097  | 3,098  | 19,358   | 22,951                    | 11,512   | 249,536  |
| Sukkur ... ..                             | 69,407   | (b)  | .....  | .....                     | .....  | 76,068   |
| Lárkána ... ..                            | 35,375   | .....  | 572  | 572                       | 229  | 35,718   |
| Nawábsháh ... ..                          | 407,736  | 3,506  | 52,053   | 55,559                    | 48,358   | 414,987  |
| Thar Párkar ... ..                        | 457,366  | 1,892  | 71,444   | 73,336                    | 14,187   | 516,515  |
| Upper Sind Frontier ...                   | 56,324   | 9  | 2,469  | 2,478                     | 509  | 58,293   |
| Total ...                                 | 1,437,861  | (b)  | .....  | .....                     | .....  | 1,538,798  |
| Grand Total for the whole Presidency ...  | 2,393,812  | (b)  | .....  | .....                     | .....  | 2,531,168  |

(a) Figures for the Násik District have not been supplied by the Collector. The figure shown against that district in column 7 of the return for previous year is repeated in columns 2 and 7 of this return.

(b) The Collector of Sukkur has not supplied figures for columns 3 to 6. The total for Sind and the grand total for the whole Presidency for those columns have not therefore been taken.

By order of His Excellency the Right Honourable the Governor in Council,

J. L. RIEU,  
Secretary to Government.

WEEKLY HEALTH REPORT, BOMBAY.

No. 39 OF 1918.

Statement of Deaths from Principal Diseases in the Town of Bombay during the Week ending on 28th September 1918.

| Year. | Week ending    | CHOLERA.  |           | SMALL-POX. |           | Measles. | PLAGUE.   |           | Relapsing Fever. | Influenza. | Other Fevers. | Bowel complaints. | All other diseases. | Total. | Total Population according to the Census of 1911. | Ratio per 1,000 of Population per annum. |
|-------|----------------|-----------|-----------|------------|-----------|----------|-----------|-----------|------------------|------------|---------------|-------------------|---------------------|--------|---|--|
|       |                | Sporadic. | Epidemic. | Sporadic.  | Epidemic. |          | Sporadic. | Epidemic. |                  |            |               |                   |                     |        |   |  |
| 1918  | 28th September | 1         | ...       | ...        | ...       | 1        | ...       | ...       | ...              | 490        | 334           | 79                | 223                 | 3,186* | 979,445   | 169.14                                   |
|       |                | Attack.   |           | Attacks.   |           |          | Attacks.  |           |                  |            |               |                   |                     |        |   | 164.21 (corrected ratio).                |
|       |                | 1         |           | 2          |           |          | 2         |           |                  |            |               |                   |                     |        |   |  |

Statement of Deaths from Principal Diseases in the Town of Bombay during the corresponding Week of previous years.

| Year.<br>(Mean Number of years.) | Week ending         | Cholera. | Small-pox. | Measles. | Plague. | Relapsing Fever. | Influenza. | Other Fevers. | Bowel complaints. | All other diseases. | Total. | Total population according to the Census of 1891, 1901, 1906 and 1911. | Ratio per 1,000 of population per annum. |
|----------------------------------|---------------------|----------|------------|----------|---------|------------------|------------|---------------|-------------------|---------------------|--------|--|--|
| 1891-1895.                       | .....               | 11       | ...        | 2        | ...     | ...              | ...        | 132           | 36                | 321                 | 492    | 821,764  | 31.13                                    |
| 1897-1901.                       | .....               | 20       | 1          | 3        | 136     | 11               | ...        | 105           | 79                | 472                 | 817    | 812,612  | 52.28                                    |
| 1902                             | ... 30th September. | 1        | 1          | 14       | 76      | 9                | ...        | 78            | 82                | 441                 | 702    | 776,006  | 47.04                                    |
| 1903                             | ... 29th "          | ...      | 2          | 2        | 85      | 4                | ...        | 39            | 34                | 396                 | 562    | 776,006  | 37.66                                    |
| 1904                             | ... 27th "          | ...      | 9          | 2        | 85      | 3                | ...        | 43            | 59                | 459                 | 663    | 776,006  | 44.42                                    |
| 1905                             | ... 26th "          | ...      | 1          | ...      | 36      | 2                | ...        | 41            | 47                | 392                 | 520    | 776,006  | 38.84                                    |
| 1906                             | ... 25th "          | ...      | 21         | 1        | 41      | 10               | ...        | 76            | 88                | 492                 | 729    | 977,822  | 38.76                                    |
| 1907                             | ... 24th "          | ...      | 17         | ...      | 30      | 9                | ...        | 75            | 84                | 523                 | 738    | 977,822  | 39.24                                    |
| 1908                             | ... 29th "          | ...      | 1          | 1        | 27      | 5                | ...        | 56            | 58                | 450                 | 599    | 977,822  | 31.85                                    |
| 1909                             | ... 28th "          | ...      | 14         | 2        | 24      | ...              | ...        | 54            | 43                | 418                 | 555    | 977,822  | 29.51                                    |
| 1910                             | ... 1st October     | ...      | 1          | 2        | 15      | ...              | ...        | 50            | 42                | 395                 | 505    | 977,822  | 26.85                                    |
| 1911                             | ... 30th September. | 4        | 1          | ...      | 11      | ...              | ...        | 64            | 46                | 406                 | 532    | 979,445  | 28.24                                    |
| 1912                             | ... 28th "          | ...      | 2          | ...      | 7       | ...              | ...        | 83            | 93                | 467                 | 653    | 979,445  | 34.66                                    |
| 1913                             | ... 27th "          | ...      | 5          | 1        | 10      | ...              | ...        | 55            | 71                | 366                 | 510    | 979,445  | 27.07                                    |
| 1914                             | ... 26th "          | ...      | 3          | 3        | 6       | ...              | ...        | 53            | 73                | 373                 | 511    | 979,445  | 27.12                                    |
| 1915                             | ... 25th "          | ...      | 2          | 2        | 8       | ...              | ...        | 54            | 42                | 373                 | 481    | 979,445  | 25.53                                    |
| 1916                             | ... 23rd "          | ...      | 2          | 1        | 8       | ...              | ...        | 38            | 38                | 372                 | 461    | 979,445  | 24.47                                    |
| 1917                             | ... 29th "          | ...      | 4          | 1        | 9       | ...              | ...        | 39            | 57                | 512                 | 623    | 979,445  | 33.07                                    |

The Board of Health is of opinion that neither Cholera, Small-pox, nor Plague was epidemic during the week ending 28th September 1918.

The opinion is based on the following grounds † :-

- Cholera registered 1 attack (imported from Ratnágiri) and 1 death during the week.
- Small-pox registered 2 attacks (including 1 imported from overseas) during the week.
- Plague registered 2 attacks and nil death being 4 attacks and 7 deaths less than in the previous week.
- Two out of 32 sections returned cases.
- Both the plague cases were imported 1 each from Karáchi and Koregaon.
- No plague case was reported from the Harbour.
- The increase in the mortality is due to Pneumonia following on Influenza, especially among the poorer classes and among refugees from surrounding districts affected with scarcity.

S. C. EVANES, Lieut.-Colonel, I. M. S.,  
President of the Board of Health.

J. A. TURNER, M.D., D.P.H.,

THOS. JACKSON, M.B., B.Ch., Lieut.-Colonel, I.M.S.,

Members of the Board of Health.

Dated 30th September 1918.

\* Including 1 death from Cholera among recent arrivals from Ratnágiri, 69 from other causes among those from other places and 23 among road-side beggars; the total mortality is thus reduced to 3,093 giving the death-rate of 164.21.

† Note specially—

- (1) Whether the disease shows a tendency to increase or diminish.
- (2) How far this may be attributed to seasonal variations or other causes.
- (3) Whether the disease is confined to any particular quarter of the town or to any particular class of the population, and whether these are in any direct local connection with the shipping and port.
- (4) Whether the disease shows general epidemic tendency to attack all classes alike.

Summary of Deaths from different causes grouped together under the head "All other diseases" in the weekly statement of deaths for the Week ending on 28th September 1918.

| DISEASES.                                | Number of Deaths. | DISEASES.                             | Number of Deaths. |
|--|-------------------|---------------------------------------|-------------------|
| Phthisis, including Tubercle of Lung ... | 70                | Diseases of the Generative System ... | 5                 |
| Other Tubercular affections ...          | 5                 | Do. Organs of Locomotion ...          | ...               |
| Leprosy ...                              | 2                 | Do. Connective Tissue ...             | 1                 |
| Premature Birth ...                      | 21                | Do. Skin ...                          | ...               |
| Debility and Anæmia ...                  | 122               | Other Local Diseases ...              | 1                 |
| Old age ...                              | 121               | Drowning ...                          | 1                 |
| Other General Diseases ...               | 81                | Other General Injuries ...            | 6                 |
| Diseases of the Nervous System ...       | 121               | Local Injuries ...                    | ...               |
| Do. Circulatory System ...               | 8                 | Poisoning ...                         | ...               |
| Do. Respiratory " ...                    | 1,606             | Cause unknown or not specified ...    | 60                |
| Do. Digestive " ...                      | 46                |                                       |                   |
| Do. Lymphatic " ...                      | ...               |                                       |                   |
| Do. Urinary " ...                        | 4                 | Total ...                             | 2,281             |

J. A. TURNER, M.D., D.P.H.,  
Executive Health Officer, Bombay.

SANITARY DEPARTMENT.

No. P.L.G.P.R.-1/7603.—The following statement of plague cases and deaths reported to have occurred in Districts and Native States in the Bombay Presidency for the week ending 21st September 1918 is published for general information :—

|                            | Cases. | Deaths. | Total Mortality. |                         | Cases. | Deaths. | Total Mortality. |
|----------------------------|--------|---------|------------------|-------------------------|--------|---------|------------------|
| Bombay City (a) ...        | 6      | 7       | 1,833            | Bijápúr District ...    | 155(c) | 85(c)   |                  |
| Ahmedabad District ...     | 4      | 1       |                  | Karáchi District—       |        |         |                  |
| Kaira District ...         | 18     | 19      |                  | Karáchi City (a) ...    | 10     | 11      |                  |
| Panch Maháls District ...  | 15(b)  | 8(b)    |                  | Keamari (a) ...         | 1      | ...     |                  |
| Broach District—           |        |         |                  | Kolhápur and Southern   | 470(c) | 368(c)  |                  |
| Broach City (a) ...        | 20     | 25      |                  | Marátha Country States. |        |         |                  |
| Other places ...           | 202    | 146     |                  | Akalkote State ...      | 11     | 8       |                  |
| Surat District ...         | 36(c)  | 19(c)   |                  | Sávanur State ...       | 111(d) | 73(d)   |                  |
| West Khándesh District ... | 175    | 118     |                  | Cutch State—            |        |         |                  |
| Thána District ...         | 30     | 25      |                  | Mándvi (a) ...          | 1      | 1       |                  |
| Sátára District ...        | 261    | 160     |                  | Mundra (a) ...          | 7      | 7       |                  |
| Násik District ...         | 81     | 39      |                  | Other places ...        | 5      | 6       |                  |
| Ahmednagar District ...    | 4      | 3       |                  | Sátára Agency ...       | 43     | 26      |                  |
| Sholápur District ...      | 6      | 5       |                  | Mahi Kántha Agency ...  | 4(b)   | 3(b)    |                  |
| Ratnágiri District—        |        |         |                  | Rewa Kántha Agency ...  | 10(b)  | 7(b)    |                  |
| Vengurla (a) ...           | 1      | 1       |                  | Káthiáwár Agency—       |        |         |                  |
| Other places ...           | 9      | 5       |                  | Porbunder (a) ...       | 7(c)   | 7(c)    |                  |
| Belgaum District ...       | 150(d) | 87(d)   |                  | Other places ...        | 455(c) | 324(c)  |                  |
| Dhárwár District—          |        |         |                  | Total ...               | 2,782  | 1,849   |                  |
| Hubli City ...             | 85(d)  | 67(d)   |                  |                         |        |         |                  |
| Other places ...           | 389(d) | 194(d)  |                  |                         |        |         |                  |

(a) Sea-port. (b) For last week. (c) For two weeks.

(d) For weeks ending 7th and 21st September 1918.

F. H. G. HUTCHINSON, M.B., C.M., D.P.H.,

Lieut.-Col., I. M. S.,

Sanitary Commissioner for the  
Government of Bombay.

Poona, 26th September 1918.

## INDEX.

### A.—PRESIDENCY PROPER.

|   | Pages. |
|---|--------|
| I.—ECONOMIC CONDITION AND PROSPECTS .. .. .   | 1—32   |
| 1.—Season (including crops and water-supply) .. .. .  | 1—3    |
| 2.—Cattle and Fodder .. .. .  | 3—5    |
| 3.—Land Revenue—Recoveries, contumacy, etc. .. .  | 5—8    |
| 4.—Takavi .. .. .   | 8—10   |
| 5.—Trade and Industries .. .. .   | 10—13  |
| 6.—Prices .. .. .   | 13—14  |
| 7.—Labour and Wages .. .. .   | 14—16  |
| 8.—Emigration and Immigration .. .. .   | 16—17  |
| 9.—Public Health .. .. .  | 17—20  |
| 10.—Education .. .. .   | 20—24  |
| 11.—Public Feeling and Press . . . . .  | 24—27  |
| 12.—Summary of Material Prosperity and Prospects .. .. .  | 27—32  |
| II.—INSPECTION .. .. .  | 32—35  |
| 1.—General Inspection .. .. .   | 32—34  |
| 2.—Destruction, indexing and sorting of records .. .. .   | 34—35  |
| III.—REVENUE ESTABLISHMENTS, INCLUDING VILLAGE OFFICERS AND LAND RECORDS STAFF .. .. .            | 35—41  |
| 1.—Land Revenue Staff .. .. .   | 35—36  |
| 2.—Land Records Staff .. .. .   | 36—38  |
| 3.—Village Officers .. .. .   | 39—40  |
| 4.—General remarks on progress made in the measurement of sub-divisions of survey numbers .. .. . | 40—41  |
| IV.—SPECIAL MATTERS .. .. .   | 42—55  |
| 1.—Record of Rights .. .. .   | 42—46  |
| 2.—Non-alienable tenure .. .. .   | 46—47  |
| 3.—Others .. .. .   | 47—55  |
| (i) Co-operative Societies .. .. .  | 47—49  |
| (ii) City Surveys .. .. .   | 49—50  |
| (iii) Town Development .. .. .  | 50     |
| (iv) Narwadari and Bhagdari tenure .. .. .  | 50     |
| (v) Criminal Tribes in Kaira .. .. .  | 50—51  |
| (vi) Agricultural Department .. .. .  | 51—52  |
| (vii) Khoti Settlement, Ratnagiri .. .. .   | 52     |
| (viii) Khoti Matters in Kolaba .. .. .  | 52—53  |
| (ix) Settlement of Criminal Tribes .. .. .  | 53     |
| (x) Remittance of revenue by money order .. .. .  | 53     |
| (xi) Deccan Agriculturists' Relief Act .. .. .  | 53     |
| (xii) Revision Settlement .. .. .   | 53     |
| (xiii) Income Tax .. .. .   | 53—54  |
| (xiv) Kumri and Hakkal assignments .. .. .  | 54     |
| (xv) Commutation of Kulkarnis' Right of Service .. .. .   | 55     |
| V.—ASSISTANCE TO INAMDARS AND SUPERIOR HOLDERS .. .. .  | 55—57  |
| VI.—GENERAL REMARKS AND CONCLUSION .. .. .  | 57—58  |

### B.—SIND.

|  |       |
|--|-------|
| I.—ECONOMIC CONDITIONS AND PROSPECTS .. .. .         | 58—65 |
| 1.—Season (including crops and water-supply) .. .. . | 58    |

|   | Pages.       |
|---|--------------|
| 1A.—Canals .. .. .  | 58—59        |
| 2.—Cattle and Fodder .. .. .  | 59           |
| 3.—Land Revenue—Recoveries, contumacy, etc. .. .. .   | 60—61        |
| 4.—Takavi .. .. .   | 61           |
| 5.—Trade and Industries .. .. .   | 61—62        |
| 6.—Prices .. .. .   | 62           |
| 7.—Labour and Wages .. .. .   | 62           |
| 8.—Emigration and Immigration .. .. .   | 62—63        |
| 9.—Public Health .. .. .  | 63           |
| 10.—Education .. .. .   | 63—64        |
| 11.—Public Feeling and the Press .. .. .  | 64           |
| 12.—Summary of material prosperity and prospects .. .. .  | 64—65        |
| <b>II.—INSPECTION .. .. .</b>   | <b>65</b>    |
| 1.—General Inspection .. .. .   | 65           |
| 2.—Destruction, indexing and sorting of records .. .. .   | 65           |
| <b>III.—REVENUE ESTABLISHMENTS .. .. .</b>  | <b>66</b>    |
| 1.—Land Revenue Staff .. .. .   | 66           |
| 2.—Village Staff .. .. .  | 66           |
| 3.—General remarks on progress made in the measurement of sub-divisions of survey numbers .. .. . | 66           |
| <b>IV.—SPECIAL MATTERS .. .. .</b>  | <b>67—69</b> |
| 1.—Record of Rights .. .. .   | 67           |
| 2.—Non-alienable tenure .. .. .   | 68           |
| 3.—Others .. .. .   | 68—69        |
| <b>V.—ASSISTANCE TO INAMDARS AND SUPERIOR HOLDERS .. .. .</b>                                     | <b>69</b>    |
| <b>VI.—GENERAL REMARKS AND CONCLUSION .. .. .</b>   | <b>69</b>    |
| Resolution of Government reviewing the reports .. .. .  | 71—80        |

**LAND REVENUE ADMINISTRATION REPORT, PART II, OF THE  
BOMBAY PRESIDENCY, INCLUDING SIND, FOR  
THE YEAR 1916-17.**

**A.—PRESIDENCY PROPER.**

The Honourable Mr. F. G. PRATT, I. C. S., Commissioner, Northern Division.

The Honourable Mr. C. N. SEDDON, I. C. S., Commissioner, Central Division.

L. J. MOUNTFORD, Esq., I. C. S., Commissioner, Southern Division.

**1.—Economic Condition and Prospects.**

*1.—Season (including crops and water-supply).*

Commissioner, Northern Division:

The season of 1916-17 was on the whole a very good one for the whole Division. The rainfall was well distributed and adequate for all the kinds of crops except rice, which suffered in the Ahmedabad, Kaira and the Panch Maháls districts. The outturn of the rabi crops was excellent everywhere. On the 2nd February there was a heavy storm of hail in Ahmedabad. Though it did some damage to harvested crops, wheat and cotton produced an yield unparalleled in the past twenty years. The people were therefore not only able to pay one and a half year's land revenue, but they invested handsome amounts in the purchase of War Bonds and Cash Certificates. The experiment of the extension of wheat cultivation did not meet with the desired success in the Ahmedabad district, though Government waste lands were thrown open and Government irrigation provided, partly because it was begun too late and chiefly because the high price of cotton killed the cultivators' interest in other crops.

Broach had bumper cotton crops and had the additional benefit of very high prices. The crop was late and the gins were busy till late in the season. Rain in April and May caused much damage to stacks of cotton lying in the yards of ginning factories. In the Surat district the rainfall though a little over the average was not seasonable for rice in Jalálpore and Bárdoli tálukas; while the abnormally heavy rain at the end of October caused some damage to crops in the Thána district.

The rainfall being showery and gentle did not fill the tanks in the Kaira and parts of the Panch Maháls districts, where but for rains in the early part of May the scarcity of drinking water would have been very acute. The flow of water from the Virangám boring continues the same and arrangements are in progress for distribution of pure potable water to the population of Virangám, which town has recently been raised to the status of a City Municipality. Another boring experiment has been commenced at Odu near Khárághoda in the same táluca. The bore has gone down to about 540 feet and the work is still in progress. The boring at Dholera in the Dhandhuka táluca has been temporarily closed after it had reached a depth of about 500 feet as the pipe was broken. Saragvala in the Dholka táluca has been selected for a boring experiment to remove the chronic scarcity of water in the Bhal tract of the Ahmedabad district. Pipes have been purchased and operations will be begun in the current fair season. Thirty-two and four wells were bored through the agency of the Agricultural Department respectively in the A'nand and Borsad tálukas of the Kaira district. Three works out of the former and one of the latter were incomplete at the end of the year and three in the A'nand táluca were unsuccessful. The rest were successful. It is hoped that the unexpectedly good rains during the current year will restore the subsoil water to its former level in that district. The boring work at Broach which has been carried to about 1,580 feet depth and pending the result of which the water works scheme for the city of Broach has been kept in abeyance, is still at a standstill and it is feared there is very little prospect of its meeting with success now. Out of the



grant of Rs. 5,000 supplemented by a special grant of Rs. 5,500, Rs. 8,000 were spent on the excavation of the village tanks in Vágra and Jambusar tálukas where the supply of drinking water is generally defective. In the jungle-patti villages of the Thána district there was the usual scarcity of drinking water in the hot weather, though the District Local Board with the aid of the Government grant of Rs. 5,000 spent Rs. 6,400 on the construction of new wells during the year.

Commissioner, Central Division.

The season of 1916-17, as a whole, was good. The monsoon set in early and promised well. Unfortunately, however, heavy rains in September and October materially damaged the kharif crops almost everywhere in the Division. In East Khándesh alone the loss is estimated at Rs. 20 to 30 lákhs mainly on the cotton crop; but the harvest in the district was above the average, in spite of this loss in cotton. Excessive late rains retarded rabi sowings somewhat, but the outturn is reported to have been generally good.

The rainfall was considerably above the average in most parts of Poona and in Sátára.

The water supply being abundant, crops under irrigation did remarkably well.

The anna valuation of crops ranged from 8 to 12 annas in Ahmednagar. In West Khándesh the main crops were all 10 annas or more. The yield of the principal kharif and rabi crops was from 10 to 12 annas in Poona and Sátára. The general outturn was nowhere less than 6 annas in Sholápur.

Commissioner, Southern Division.

The monsoon was favourable and prospects excellent until heavy rains in November ruined the standing crops, especially in the southern tálukas of Bijápur and the eastern parts of Dhárwár, causing violent floods in the Malaprabha and its tributaries. Rabi crops were good.

The abnormal November rains were disastrous. In the Bijápur district 33,000 houses were damaged, 47 lives lost and 676 cattle and 229 sheep destroyed; grain pits were swamped. Relief funds started by Municipalities and Local Boards provided money to help the distress. Co-operative societies in Bijápur made free grants to weavers and gave special loans to others. All possible help was rendered by Government, which provided free grants of building materials and liberal advances of takávi. Rs. 5,000 were specially given by Government for the assistance of weavers.

The total rainfall was much in excess of the average everywhere. It was useful for garden crops, sugarcane, rabi crops and hot weather crops.

The kharif outturn was below normal in some places. Suspensions were given in 15 villages to the extent of Rs. 14,000. The rabi outturn was normal.

Area under cotton increased in Belgaum and Bijápur by four lákhs of acres.

The only areas that suffered from insect-pests were parts of two tálukas in Bijápur and the rice fields in the immediate vicinity of Belgaum town. The damage in Bijápur was slight. In Belgaum the District Agricultural Association dealt with an area of 553 acres at a cost of Rs. 958. Grasshoppers were caught in nets and destroyed at a cost of Rs. 1-11-9 per acre or 11 pies per lb. of grasshoppers. Damage by wild pig does not seem to be heavy, nor have many pigs been destroyed. Wild elephants caused damage in parts of the Kánara district. The people do not attempt to prevent this except in a half-hearted manner owing to their religious superstitions. However, steps are now being taken by the Conservator to check them.

Water supply was sufficient except in the Kharapat villages of Kolába. The scheme for the supply of pipe water to Uran and the Kharapat villages is still under consideration. The original scheme is estimated to cost 6½ lákhs of rupees, but it is now contemplated to exclude Mora village and the Mora distilleries from the scheme and to cut down the estimate to about 5 lákhs of rupees, of which half will be borne by Government, the other half being contributed by the Municipality of Uran, the District Local Board of Kolába and by public subscriptions.

Jumper experiments have been carried out in three places in Kolába and proved successful at one.

## Extract.

## NORTHERN DIVISION.

G. E. Chatfield, Esq., I. C. S., Collector, Ahmedabad.

The standing plants of cotton and wheat which were good up to 1st February improved considerably thereafter and eventually produced a yield unparalleled in the past twenty years. The season was an eminently successful one from the agricultural standpoint. This excellent harvest combined with the abnormally high prices of cotton made the cultivators forget the scarcity of the previous bad season and they were also enabled to pay up the unauthorised arrears suspended in the preceding year and ordered to be collected during the current year. Even the poorest of them was able to save. The excellence of the season can be judged by the fact that the district excluding Ahmedabad City invested about 12 lakhs in the purchase of War Loan or Bonds. There was also some rain in April and in May. The fall lasted 7 days at Sánand and 13 days at Gogho.

## 2.—Cattle and Fodder.

Commissioner, Northern Division.

Throughout the Division there was ample grazing and abundant fodder and cattle had a very good year. Mr. Davis' remarks in the last year's report about the troubles caused to the cultivators by the Rabáris or the "landless cattle-graziers" are reiterated this year by Mr. Fox, Assistant Collector, Ahmedabad, as under :—

"These graziers are a cause of much trouble to the villagers, as partly through laziness (they let one man go out in charge of a hundred cattle, whilst they lie about in their Bharwadwada, smoking, gossiping and sleeping), partly through a desire to get their cattle fattened and ghi-yield increased at some one else's expense, they are continually allowing their cattle to graze on the farmers' crops. The Banyas protect them because they get large profits from the ghi trade, and the farmers will put up with a lot, because the Bharwads graze their cattle for them, and provide a supply of draught animals.

"A considerable number were dealt with under Chapter VIII, Criminal Procedure Code, and substantial security for long periods was taken from them; for the reasons given above they are always able to furnish this.

"But the evil does not decrease. Thus in September 1917, out of 109 cases tried by the Second and Third Class Magistrates, no less than 69 were connected with this mischief to crops, and in only 16 cases were there convictions.

"The ordinary Cattle Trespass Act is useless because the cattle are semi-wild and difficult to impound, also the people are often afraid of the Bharwads and impounding the cattle gives them no compensation, whilst the Bharwads think the grazing cheaply bought for the ordinary pound fees."

The ordinary provisions of the Cattle Trespass Act are not sufficiently deterrent for these people and so steps will have to be taken for the application where necessary of the penal form of section 26 of the Act. Rinderpest and other usual cattle diseases were prevalent more or less in all the districts of the Division and carried off 4,442 heads of cattle in all. The eastern portion of the Thána district consisting of the Váda, Bhiwndi, Kalyán, Sháhápúr and Murbád talukas suffered the most. The opening of the Veterinary Dispensary at Váda is still awaiting the appointment of a Veterinary graduate. Cattle inoculations were resorted to freely in the Ahmedabad, Kaira, Surat and Thána districts where 13,595 heads of cattle were inoculated in all.

Commissioner, Central Division.

The condition of cattle was generally good. Nowhere was there any dearth of plough cattle. The Collector of Ahmednagar notices a considerable increase in the number of cattle in his district.

The usual diseases appeared in all districts. Rinderpest, foot and mouth disease were somewhat severe in Sholápúr and Sátára and parts of Poona, Ahmednagar and East Khándesh. Veterinary Assistants rendered great assistance in treating and inoculating cattle.

Fodder was generally plentiful and cheap. The Collector of Ahmednagar remarks that the effects of the two years of fodder famine ending in 1913 have now disappeared. Sátára reports an increase of 18,000 acres in the area under fodder crops as compared with the figures of the previous year.

## Commissioner, Southern Division.

*Cattle.*

Cattle disease, chiefly rinderpest, appeared in all districts and destroyed 9,949 cattle. Inoculation dropped from 35,389 to 23,577, though the number of inoculators increased from 17 to 18. Good work was done in Belgaum, Dhárwár and Kánara where inoculation is becoming popular. Apathy on the part of villagers, insufficient supply of serum, lack of extra Veterinary Assistants to visit affected parts and paucity of dispensaries combined to lessen the number of inoculations in the other three districts. The Veterinary Department has proposed to concentrate (inoculation) efforts on localities where cattle are valuable and success is most probable. If this policy is rigidly followed it means neglecting the cattle of the coast districts; and I therefore consider there should not be any drastic changes in the system followed at present. There is a great shortage of cattle in the coast districts where reinforcements of inoculators and not reductions are necessary. The Collectors have been asked to popularise inoculation through the agency of the Agricultural Associations.

Cattle disease broke out in the Khánápur Forest Mahál. The Divisional Forest Officer and *ex-officio* Assistant Collector allowed the villagers to evacuate the village and erect temporary cattle-sheds in reserved forests. The Collector of Dhárwár reports that segregation of infected cattle is not carried out properly. The importance of segregation cannot be overrated and no pains should be spared to impress this on the villagers.

Collectors refer to the necessity of more veterinary dispensaries, which are undoubtedly badly required. Our cattle owing to promiscuous breeding and poor fodder are not a strong lot and easily succumb to disease. It may be remarked that our grazing rules allow all kinds of village cattle, the fit and the unfit, to graze at nominal rates, whereas in the Central Provinces an agriculturist is allowed to graze at nominal fees only the number of cattle that he uses for cultivation and domestic purposes; all others, mostly useless cattle, must pay high rates; and so as useless cattle become somewhat of a luxury some check is kept on their maintenance. It is only right that a man should pay for his prejudices, religious or otherwise, when they cause damage to public interests.

The general condition of cattle remains unaltered. Except in the Karnátic they are a miserable lot, in-bred and half-starved, liable to succumb to any attack of disease.

In Belgaum, two cattle-breeding co-operative societies have been started and arrangements have been made to purchase stud bulls. In Bijápur one cattle-breeding society has been established in a village four miles from Indi (táluka station) which is peculiarly suited for cattle-breeding operations owing to the existence of large areas of waste land and good water supply. The Registrar of Co-operative Societies has promised a contribution for a bull. Scientific breeding of cattle is followed with success at Tegur Government Cattle-breeding Farm (Dhárwár). A Cattle Insurance Society has been established at Saundatti (Belgaum). The question of introducing good bulls into Ratnágiri where the cattle are deteriorating is under discussion with the Collector. The fact is the rayat, with few exceptions, is content with any kind of cattle and maintains too many.

The Prevention of Cruelty to Animals Act was extended to five towns. There are now in all 18 towns to which this Act is applied.

*Fodder.*

Owing to heavy late rains kurbi in the Karnátic and rice straw in the coast districts were much damaged; but as green grass was available for a longer period than usual the supply of fodder sufficed. Takávi loans for fodder were given in a part of Dhárwár.

The Kúrtkotí Agricultural Association which started a scheme of fodder storage on co-operative lines continued to do good work.

*Extract.*

## SOUTHERN DIVISION.

L. J. Sedgwick, Esq., I. C. S., Assistant Collector, I Division, Dhárwár.

On the other hand, I do not think that our local supplies of cuttable grass have been yet sufficiently worked. I noticed in several parts of the Mallad region great areas of beautiful

fodder grasses, as high as my stirrups as I rode through them, left to rot where they stood. Of course it is a business question whether they are accessible at a cost which would be remunerative. But it is possible that these areas might be tapped for the Bombay or Bellary markets, or cut or stored as fodder reserves as a protection against famine in Bijapur.

### 3.—Land Revenue—Recoveries, Contumacy, etc.

Commissioner, Northern Division.

The following statement gives an account of the year's consolidated land revenue, *i. e.*, the land revenue combined, for the purposes of account, with Local Fund Cess :—

| District :          | Arrears at the beginning of the year. |               | Current demand of the year. | Total demand. | Suspendions. | Remissions. | Collections. | Over-collections. | Arrear at the close of the year |                    |
|---------------------|---------------------------------------|---------------|-----------------------------|---------------|--------------|-------------|--------------|-------------------|---------------------------------|--------------------|
|                     | Authorized.                           | Unauthorized. |                             |               |              |             |              |                   | Of current year's demand.       | Of previous years. |
| 1                   | 2                                     | 3             | 4                           | 5             | 6            | 7           | 8            | 9                 | 10                              | 11                 |
|                     | Rs.                                   | Rs.           | Rs.                         | Rs.           | Rs.          | Rs.         | Rs.          | Rs.               | Rs.                             | Rs.                |
| Ahmedabad ..        | 4,16,383                              | 8,668         | 18,13,417                   | 22,38,468     | —61,512      | 64,105      | 21,08,624    | ..                | 89                              | 4,138              |
| Kaira ..            | 10,12,391                             | 3,357         | 25,65,469                   | 35,81,217     | 23,322       | 1,72,367    | 33,85,528    | ..                | ..                              | ..                 |
| Panch Maháls ..     | 13,836                                | 43            | 4,17,668                    | 4,31,547      | 186          | 3,537       | 4,27,824     | ..                | ..                              | ..                 |
| Broach ..           | 3,80,927                              | 142           | 23,56,364                   | 27,37,433     | —77,569      | 2,458       | 26,60,053    | 3,284             | 630                             | 7                  |
| Surat ..            | 11,840                                | 2             | 26,00,877                   | 26,12,719     | ....         | 29,226      | 25,83,493    | ..                | ..                              | ..                 |
| Thána ..            | 15,035                                | 3,521         | 16,79,292                   | 16,97,848     | 10,122       | 15,285      | 16,71,530    | ..                | 750                             | 161                |
| Divisional Total .. | 18,50,412                             | 15,733        | 1,14,33,087                 | 1,32,99,232   | 1,72,711     | 2,86,978    | 1,28,37,052  | 3,284             | 1,469                           | 4,306              |

The total current demand shews an increase of about 2½ lákhs over the last year's figure, shared more or less by all the districts. The increase in Kaira is due to the extra waste land brought under cultivation. In those talukas of the Kaira and Broach districts in which wholesale suspensions were granted in 1915-16 and in which the outturn of crops during the year under report did not justify the recovery of two years' land revenue, a moiety of the suspended land revenue of 1915-16 had to be re-suspended. As stated in sub-paragraph 1 above, the rainfall being insufficient for the rice crop in the Kaira and Ahmedabad districts, the water assessments on rice lands had to be automatically remitted. The other remissions consist of the usual percentage reductions of revised assessments, remissions of jama granted to certain Ahmedabad talukdárs, remissions on account of non-agricultural assessments (in Salsette) and demands cancelled, and need no comments.

As regards arrears at the close of the year, it will be seen from the above statement that the Kaira, Panch Maháls and Surat districts shew a clean slate and it is indeed very creditable both to the officers concerned as well as to the cultivators. Out of the arrears shewn against Ahmedabad, Rs. 3,613, being on account of the jama arrears due by Makhiav and Lolia talukdárs, have since been written off (*vide* Government Order, Revenue Department, No. 11938, dated 4th October 1917), Rs. 167 have been recovered after the close of the year, and Rs. 431 are due from managed and unmanaged talukdári estates. So the amount remaining to be recovered from rayats proper comes to Rs. 16 only. The demand on account of irrigation revenue in Ahmedabad amounted to Rs. 31,101, out of which Rs. 30,860 were collected. In Broach Rs. 110 were recovered after the close of the year and the sum of Rs. 472 which is recoverable from the inámdár and payable to the Thakor of A'mod as a kadim cash allowance in respect of the inám village of Kalam in Wágra taluka, has remained in arrears as the Thakor claims it direct from the inámdár and not through the Government treasury. This question forms the subject-matter of a separate reference from the Collector. It will be noticed that the arrears in Thána have been appreciably reduced during the year under report in consequence of the special measures adopted by the Collector as directed in paragraph 4 of Government letter No. 3789, dated 26th March 1917.

The collections were generally made without difficulty. There was an appreciable increase in the number of coercive processes issued in the Kaira district, which is accounted for by the fact that nearly two years' land revenue had to be recovered during the year under report and that ordinarily in a year following that in which suspensions had to be granted greater use of compulsory processes has to be made as many Dharála cultivators in that district still appear to believe that if they held out long enough Government would remit their suspended revenue.

Commissioner, Central Division.

The audit inspection of taluka accounts by the Sub-divisional Officers and Collectors was done in time according to the new system.

A statement showing the details of land revenue of the different districts is appended. There was an increase of Rs. 7½ lakhs in the current demand over that of the preceding year, and this increase, mainly occurs in Násik, East Khándesh, Ahmednagar and Poona, and in the case of the first two districts it is due to the *levy* of revised rates in some of their talukas.

Of the total demand amounting to Rs. 146 $\frac{7}{10}$  lakhs Rs. 144 $\frac{3}{10}$  lakhs were recovered without difficulty. Suspended revenues were reduced from Rs. 3 $\frac{1}{2}$  lakhs to Rs. 27,227. Most of the suspensions in Násik represent instalments of occasional nazarána recoverable in future years. In Sholápur the reduction is very marked, and other districts show clean sheets. About Rs. 2 $\frac{1}{10}$  lakhs were written off, the largest district amount being Rs. 58,902 in Násik. The remissions in this district and in Ahmednagar were mostly on account of the Igatpuri concession rules, and those in Sátára to abatement of pátasthal assessment.

Coercive processes were resorted to in comparatively few cases and collection work may be regarded as very satisfactory.

Irrigation revenue also came in easily.

| District.        | Past arrears. |                | Current demand. | Total demand. | Sus-pensions. | Remis-sions. | Collections.   | Un-authorized ar-rears. | Remarks.  |
|------------------|---------------|----------------|-----------------|---------------|---------------|--------------|----------------|-------------------------|---|
|                  | Autho-rized.  | Un-authorized. |                 |               |               |              |                |                         |   |
| Ahmednagar ..    | Rs. ..        | Rs. 1,189      | Rs. 20,70,080   | Rs. 20,71,269 | Rs. ..        | Rs. 16,998   | Rs. *20,54,493 | Rs. 198                 | *Inclusive of over-collections Rs. 320.               |
| East Khándesh .. | ..            | 13             | 31,61,087       | 31,61,100     | ..            | 28,809       | 31,32,280      | †11                     | †Since recovered.                                     |
| West Khándesh .. | ..            | 1,240          | 20,29,998       | 20,31,238     | ..            | 16,738       | 20,14,141      | 359                     |   |
| Násik ..         | 19,696        | 138            | 19,34,729       | 19,54,563     | 14,335        | 58,902       | †18,78,889     | 131                     | †Exclusive of Rs. 2,306 recovered in preceding year.  |
| Poona ..         | 71,608        | 631            | 16,66,228       | 17,38,467     | ..            | 23,676       | 17,10,350      | 4,441                   |   |
| Sátára ..        | 27,864        | ..             | 20,27,331       | 20,55,195     | ..            | 19,482       | §20,22,285     | ..                      | §Exclusive of Rs. 13,428 recovered in preceding year. |
| Sholápur ..      | 2,06,758      | 1,535          | 13,91,317       | 16,59,610     | 12,892        | 43,443       | 16,02,437      | 838                     | Rs. 751 since recovered.                              |
| Total ..         | 3,85,926      | 4,746          | 1,42,80,770     | 1,46,71,442   | 27,227        | 2,08,048     | 1,44,14,875    | 5,978                   |   |

Commissioner, Southern Division.

The new system of jamábandí was adopted in all the districts except Ratná-giri, where the old system was followed as the introduction of new forms has been postponed pending completion of pôt-hissa survey. Delay, however, occurred in the completion of the audit in a few talukas and was unavoidable as explained by the officers concerned.

The subjoined table shows progress of land revenue collections during the year :—

| District.    | Past arrears. |               | Current demand. | Suspensions. | Remissions. | Collections. | Arrears.             |                             |
|--------------|---------------|---------------|-----------------|--------------|-------------|--------------|----------------------|-----------------------------|
|              | Authorized.   | Unauthorized. |                 |              |             |              | Land Revenue proper. | Miscellaneous Land Revenue. |
|              | Rs.           | Rs.           | Rs.             | Rs.          | Rs.         | Rs.          | Rs.                  | Rs.                         |
| Belgaum ..   | 2,002         | 2,582         | 18,37,742       | 11,796       | 34,058      | 17,94,860    | 1,429                | 183                         |
| Bijápúr ..   | 3,737         | 2,389         | 15,97,148       | 3,519        | 7,899       | 15,90,823    | 909                  | 124                         |
| Dhárwár ..   | 4,317         | 327           | 29,57,913       | 4,318        | 8,387       | 29,49,540    | 91                   | 221                         |
| Kánara ..    | 19            | 819           | 10,20,795       | ..           | 1,390       | 10,19,831    | 370                  | 42                          |
| Kolába ..    | ..            | ..            | 13,53,648       | ..           | 5,780       | 13,47,868    | ..                   | ..                          |
| Ratnágiri .. | 12,111        | 3             | 9,09,764        | 12,717       | 5,156       | 9,04,005     | ..                   | ..                          |
| Total ..     | *22,186       | *6,120        | 96,77,010       | 32,350       | 62,670      | 96,06,927    | 2,799                | 570                         |
|              | 97,05,316     |               |                 | 97,05,316    |             |              | 3,369                |                             |

\* Figures reported last year differ from these figures.

I have shown miscellaneous land revenue separately. Demands on this account often arise very late in the year and arrears of miscellaneous land revenue are therefore no criterion of the industry or otherwise of the collecting establishment.

A net increase of nearly 1½ lakhs of rupees in the current demand is mainly due to the introduction of revision settlement in some talukas of Belgaum, Kánara and Ratnágiri. Revenue was collected without difficulty. Kolába and Ratnágiri have shown a clean sheet, while the outstandings in Dhárwár and Kánara are very small. Of the arrears Rs. 525† have since been recovered and Rs. 1,093 are likely to be written off in Belgaum. Of the arrears in Bijápúr, Rs. 478 are on account of encroachment fines and Bijápúr City Survey ground-rents, out of which Rs. 301 are to be eventually written off the demands, having been wrongly shown in the village accounts.

The collections are 98·98 of the demand, and unauthorised arrears are reduced from Rs. 6,120 to Rs. 3,369. Of these Rs. 570 are miscellaneous land revenue, and only Rs. 2,799 represent land revenue proper.

In addition to the Pránt officers of Kolába and Ratnágiri the following Pránt officers present a clean sheet for collection :—

Bijápúr .. Mr. S. S. Deshpande.  
 Dhárwár .. Mr. R. B. Kittur.  
 Kánara .. Mr. J. T. Lawrence, I. C. S.  
 Mr. Marjoribanks.

The results are fairly satisfactory, but prompt attention to collections as soon as they became due in some districts would have reduced the arrears still further.

Out of the suspensions, Rs. 10,616 were granted in nine villages in Sampgaon (Belgaum) and Rs. 3,519 in six villages in Hungund (Bijápúr) owing to the damage done to kharif crops by the heavy and continuous late rains. The suspensions in Dhárwár are due to the loss of a land revenue remittance on the way to the taluka treasury and to the altered assessment on some building plots the measurements of which are disputed. The Ratnágiri suspensions almost wholly consist of japti expenses of attached khoti villages to be recovered when the villages are restored to the khots or to be written off when the villages lapse to Government.

Remissions in Belgaum, Bijápúr and Kolába are chiefly due to the introduction of the revision settlement and those in Dhárwár to water-rate in 35 villages in Hángal taluka where the paddy crops partially failed owing to the long break in the middle of the monsoon. The Kánara remissions are due to damage by wild elephants and include amounts written off and demands cancelled. Remissions in Ratnágiri are nominal as explained by the Collector.

In Belgaum the first or January instalment was postponed by one month in the case of kharif villages in Chikodi and Athni talukas, and the rabi instalments

in Sampgaon and Parasgad talukas were postponed from February and April to March and May respectively. The latter dates are found more convenient as they enable the rayats to pay from their crops instead of having recourse to the money-lenders. In the districts of Kolába and

\*15th December, 1st February,  
15th March and 1st May.

taluka and village staff.

†5th February and 5th April.

On the recommendation of the Collectors I have reduced the number to two† in Kolába and in Málwan in Ratnágiri. Mr. Brander reports that the experiment has proved beneficial to the rayats and the village officers alike. The February collection was more than the average amount collected in the four months, December to March, in the previous five years. The cultivator was able to keep his produce till it fetched a good price. Inquiry is in progress whether the system can also be extended to other talukas in Ratnágiri.

The provisions of section 148 of the Land Revenue Code were judiciously used in all the districts except Kolába where there was very little need for this step.

#### Extract.

#### CENTRAL DIVISION.

A. S. A. Westropp, Esq., I. C. S., Collector, Poona.

The district shows practically a clean balance sheet. To an officer like myself returning after many years to the Deccan the excellence of the present day revenue recoveries and the absence of correspondence on the subject is very striking. The existing system seems to work with simplicity and ease, though the long series of good years which the Deccan has lately enjoyed is no doubt a contributory cause.

#### 4.—Takávi.

Commissioner, Northern Division.

The following statement shows the transactions of takávi during the year ending 30th September 1917 :—

| Serial No. | District.           | Amount advanced during the year.      |                                      | Demand put down for collection. | Amount collected. | Remissions and writes-off. | Suspensions. | Over-collections or future payments. | Balance outstanding. | Total outstanding debt (principal) at the close of the year. |
|------------|---------------------|---------------------------------------|--------------------------------------|---------------------------------|-------------------|----------------------------|--------------|--------------------------------------|----------------------|--|
|            |                     | Under the Land Improvement Loans Act. | Under the Agriculturists' Loans Act. |                                 |                   |                            |              |                                      |                      |  |
| 1          | Ahmedabad ..        | Rs. 1,400                             | Rs. 810                              | Rs. 5,77,281                    | Rs. 5,68,930      | Rs. 1,670                  | Rs. 4,136    | Rs. 17,078                           | Rs. 2,545            | Rs. 10,56,325  |
| 2          | Kaira ..            | 1,132                                 | ..                                   | 2,40,489                        | 2,40,476          | ..                         | 13           | 8,996                                | ..                   | 7,12,333   |
| 3          | Panch Maháls ..     | ..                                    | ..                                   | 1,44,727                        | 1,44,610          | ..                         | ..           | 3,668                                | 117                  | 1,95,298   |
| 4          | Broach ..           | 500                                   | 5,100                                | 78,865                          | 78,825            | ..                         | 40           | 1,015                                | ..                   | 35,698   |
| 5          | Surat ..            | 50                                    | 375                                  | 15,813                          | 15,813            | ..                         | ..           | 1,211                                | ..                   | 28,544   |
| 6          | Thána ..            | 450                                   | 1,410                                | 40,782                          | 37,760            | ..                         | 140          | 491                                  | 2,882                | 35,602   |
|            | Divisional Total .. | 3,532                                 | 7,695                                | 10,07,957                       | 10,86,414         | 1,670                      | 4,329        | 32,459                               | 5,544                | 20,63,800  |

The total amount of takávi advanced during the year under report was much less than that advanced in the previous year partly because there was not much demand for takávi loans and partly because the loans were, in view of the present financial stringency, granted in those cases only in which the need for the same was genuine and urgent, the season on the whole being good. Most of the loans advanced under the Agriculturists' Loans Act were given for seed.

The collection of takávi dues was on the whole satisfactory, being 98·9 per cent. of the amount put down for collection during the year. The collection was made easily, as will be evident from the fact that a sum of Rs. 32,459 was paid up voluntarily by the borrowers in advance in addition to the year's demand.

The takávi works were properly and adequately inspected by the Sub-divisional officers, the Mámlatdárs and the Maháلكaris. No case of misapplication of takávi was detected.

## Commissioner, Central Division.

The demand for tagái loans was very small this year. Only about Rs. 27,000 were advanced; while recoveries amounted to over Rs. 10½ lakhs; and the total outstanding debt was reduced from Rs. 28½ lakhs to Rs. 20¾ lakhs.

Details of these transactions are given in the accompanying statement.

| Name of District. | Amount advanced                       |                                      |                 | Amount for collection. | Collection made. | Amount suspended or written off. | Un-authorized arrears. | Total debt outstanding. | Remarks.  |
|-------------------|---------------------------------------|--------------------------------------|-----------------|------------------------|------------------|----------------------------------|------------------------|-------------------------|---|
|                   | Under the Land Improvement Loans Act. | Under the Agriculturists' Loans Act. | Total advances. |                        |                  |                                  |                        |                         |   |
| Ahmednagar ..     | Rs. 700                               | Rs. ..                               | Rs. 700         | Rs. 5,20,558           | Rs. *5,44,800    | Rs. 328                          | Rs. 569                | Rs. 9,06,917            | *Inclusive of Rs. 25,139 over-collections.                |
| East Khándesh.    | 675                                   | 1,028                                | 1,703           | 59,050                 | 59,050           | ..                               | ..                     | 60,660                  | †Exclusive of Rs. 3,231 on account of voluntary payments. |
| West Khándesh     | 650                                   | 13,727                               | 14,377          | 67,276                 | †66,085          | 520                              | 671                    | 86,098                  |   |
| Násik ..          | 1,550                                 | 505                                  | 2,055           | 42,472                 | 42,441           | ..                               | 31                     | 80,829                  | ‡Exclusive of Rs. 4,678 paid in advance.                  |
| Poona ..          | 5,600                                 | 675                                  | 6,275           | 1,30,611               | ‡1,30,361        | 17                               | 133                    | 3,48,761                |   |
| Sátára ..         | 1,020                                 | ..                                   | 1,020           | 56,433                 | §56,433          | ..                               | ..                     | 1,76,795                | §Exclusive of Rs. 3,262 recovered in advance.             |
| Sholapur ..       | 650                                   | 150                                  | 800             | 1,60,670               | 1,59,994         | 627                              | 49                     | 4,12,656                |   |
| Total ..          | 10,845                                | 16,085                               | 26,930          | 10,37,070              | 10,59,164        | 1,492                            | 1,553                  | 20,72,716               |   |

## Commissioner, Southern Division.

The following statement shows the transactions of tagái for the 14 months ending 30th September 1917 :—

| District.    | Amount advanced.                  |  |           | Demand put down for collection. | Amount collected. | Remissions. | Sus-sions. | Ba-lance. | Total out-standing debt. | Remarks.   |
|--------------|-----------------------------------|--|-----------|---------------------------------|-------------------|-------------|------------|-----------|--------------------------|--|
|              | Under Land Improvement Loans Act. | Under Deccan Agriculturists' Relief Act. | Total.    |                                 |                   |             |            |           |                          |  |
| 1            | 2                                 | 3  | 4         | 5                               | 6                 | 7           | 8          | 9         | 10                       | 11   |
| Belgaum ..   | Rs. 975                           | Rs. 4,500                                | Rs. 5,475 | Rs. 68,052                      | Rs. 69,579        | Rs. ..      | Rs. 1,244  | Rs. 64    | Rs. 1,60,229             | Column 6 includes Rs. 2,835 on account of over-collections and voluntary payments. |
| Bijápur ..   | 2,450                             | 40,338                                   | 42,788    | 94,478                          | 94,403            | 58          | 149        | 355       | 2,67,357                 | Column 6 includes Rs. 487 over-collections.  |
| Dhúrwar ..   | 17,592                            | 53,331                                   | 70,923    | 1,69,033                        | 1,67,557          | ..          | ..         | 1,476     | 3,19,297                 | Column 6 includes Rs. 27 over-collections.   |
| Kánara ..    | ..                                | 5,252                                    | 5,252     | 18,683                          | 18,683            | ..          | ..         | ..        | 32,534                   |  |
| Kolába ..    | ..                                | 419                                      | 419       | 8,750                           | 8,550             | ..          | ..         | 227       | 11,315                   |  |
| Ratnágiri .. | ..                                | 60                                       | 60        | 2,677                           | 2,677             | ..          | ..         | ..        | 4,723                    |  |
| Total ..     | 21,017                            | 1,03,900                                 | 1,24,917  | 3,61,673                        | *3,61,449         | 58          | 1,393      | 2,122     | 7,95,455                 |  |

\*Includes Rs. 3,349 on account of over-collections and voluntary excess payments.

The demand for takávi loans has decreased in the Karnátic districts.

Mr. Deshpande (District Deputy Collector, Bijápur) observes :—

“Generally the keen demand for tagái that existed formerly has now-a-days disappeared, the contributing causes being (1) normal seasons and good prices for the produce of the land, (2) gradual inculcation of the habit of thrift brought about by the introduction of the Co-operative Credit and the working of the Deccan Agriculturists' Relief Act, and (3) the unwillingness of the people to subject themselves to the rigour of the tagái laws which require repayments at the fixed times and entail inconvenient consequences for failure to repay in time.”



Almost the whole of the takávi advanced, *viz.*, Rs. 1,13,711 out of Rs. 1,24,917, was distributed to alleviate distress caused by the disastrous late rains of November 1916 in Bijápúr and Dhárwár. Of the advances in the former district Rs. 5,000 were granted to weavers, whose industry was seriously affected by the high prices of dyes. In Dhárwár Rs. 13,713 were granted in connection with the operations of the steam plough in Ránebennur.

As usual the demand for takávi was very small in the coast districts and the reasons reported in previous years hold good.

Only in parts of Dhárwár where cotton fetched high prices and to a small extent in Kánara was it possible to put down for collection a larger amount than the normal instalment.

The collection demand was recovered with ease. The collection was 99 per cent. and the balance amounted to only Rs. 2,122, for the recovery of which steps are in progress.

Contumacy in payment is reported in three cases in Dhárwár. The Pránt Officer did not impose one-fourth penalty and the Collector has drawn his attention to the standing orders on the subject.

There were no remissions, but suspensions amounting to Rs. 1,244 and Rs. 149 were necessary in Belgaum and Bijápúr and Rs. 58 were written off in the latter district.

In 32 cases (of which 20 occurred in Dhárwár alone) the advances were found to be misapplied. In 29 cases steps were taken to recover summarily the whole sum advanced and in the remaining 3 cases time was granted to the defaulter to complete the work.

The inspection of tagái works by the Sub-divisional officers, Mámlatdárs and Special Head Kárkuns was satisfactory.

In accordance with orders issued by me last year all the accounts of takávi balances of Rs. 10 and under were closed except a few in Bijápúr where small advances were made in the year. This measure has saved a good deal of clerical work both in village and táluka offices and has resulted in the reduction of one clerk on the temporary tagái establishment.

#### 5.—*Trade and Industries.*

Commissioner, Northern Division.

In spite of the difficulties created by the war, seven new factories were opened in the Ahmedabad district, the total figure for the district now standing at 118, out of which 115 worked during the year. Mr. Chatfield, Collector, Ahmedabad, writes :—

“Mills and factories are checked in their expansion as the result of the war and its consequences. Especially the high prices of materials and the difficulty in obtaining them from abroad. In spite of these difficulties, however, the mills are prospering and the mill-owners and all engaged in the trade are conscious of what they owe to the British Navy. They well know that their difficulties are such as are inevitable in war time. Moreover, there are compensations. The Lancashire market being debarred from competition in India, the mill-owners were not only able to purchase materials despite their dearness but they were also able to make very great profits. The mill industry was never in a better position than to-day. The cloth and yarn merchants and traders in foreign goods also prospered on account of war conditions. They put down and secured fancy prices on their goods taking advantage of the abnormal situation. The inevitable sufferers are the general public, who have to pay double and treble the ordinary prices for most of the articles.”

The housing of the mill-hands and the supply of pure milk to the city of Ahmedabad are the burning questions of the day. The milk problem is getting serious in all the big cities in the Division and no satisfactory solution has yet been arrived at. In Bombay a company named “The Infants and Public Milk Supply Company” has been started with the object of supplying pure milk and a grant of 590 acres of land near Pálghar Station was made to it for maintaining its cattle, during the year under report.

Owing to the great demand for butter for army purposes, the dairy business received a great impetus in the Kaira district. In A'nand taluka alone there are at present 50 cream producing machines and 38 casein factories. The general export and import trade suffered throughout the Division owing to the deficiency of rolling stock of the Railway Companies. Owing to the demand for military purposes, prices of grass ruled high in Bombay and the grass merchants in Surat and Thána districts made good profits. The Dángs forests have now been brought within easy reach of the railway by the opening of the traffic during the year under report on the Billimora-Kala-amba Railway upto its terminus which is only six miles from Wághai from which the limits of the Dángs begin. The hand-loom industry has everywhere received a set back owing to the scarcity and consequent dearness of yarn and dyes. A new Weavers' School was opened during the year under report at Bhiwndi in Thána district. It is attended by 20 boys of the weavers' class, who are taught how to work at looms of improved pattern. Mr. Hood, Assistant Collector, Kaira, writes :—

“A'nand taluka, on the other hand, has three market towns—A'nand, Umreth and Wasad, and also does a considerable export trade. The chief articles of export are *tur*, tobacco and dairy products, all of which were exported in large quantities. The taluka now contains 50 cream-producing machines and 38 casein factories. The products are sold in Ahmedabad, Bombay and Poona, and very large profits were realized during the year as prices ruled high.”

“As regards industries in Borsad, the most profitable now-a-days, as in A'nand, is the dairy industry. The Bombay dairy companies and the Bombay and Surat sweetmeat-sellers all have their agents in the villages of this taluka. Both cream-making and casein-producing machines are at work in several villages.”

#### Commissioner, Central Division.

Excessive late rains reduced the outturn of the cotton crop. The Japanese demand, however, continued and a high level of prices was maintained till the middle of January.

The gins in Ahmednagar remained closed, the yield of cotton being poor in the district; and transactions in cotton bales at the local market were much reduced. Gins and presses in Khándesh on the other hand earned good profits as high rates were paid by merchants. A new gin and press is being erected at Jalgaon by Messrs. Ralli Brothers. A co-operative cotton market has just been started at Páchora, the object being to check cotton frauds. The outturn of cotton bales at Dhulia is reported to have been large. The Collector of West Khándesh remarks :—

“The industry was hampered in many ways. The restriction on coal supplies and the difficulty of getting wagons for the firewood used instead led to the gins being idle for days together. The fluctuations in prices too deterred the cultivators at times from bringing in the kapas to the towns. The stoppage of traffic on the G. I. P. Bombaywards in the middle of the season was a serious inconvenience; I heard of cases in which bales of cotton were taken from Dhulia 20 miles by road to Nardána on the Tapti Valley Railway for despatch to Bombay.”

As regards the mill industry at Sholápur, the Collector observes :—

“The shortage of supplies from Manchester and the high prices required by English manufacturers have had a distinct influence upon the prices of local products. Stocks have been reduced and prices have advanced very rapidly, so that the industry seems to be getting into a better position than it had been in some past years.”

The spinning and weaving mill recently re-opened in Poona City under the name of the Raja Bahadur Motilal Mills produced yarn and cloth valued at Rs. 3½ lakhs.

It is reported that the high prices of yarn and dyes have adversely affected the hand weaving industry in Poona and Sátára, but there is no evidence of any general decline.

The industrial concerns in the Poona district—the Deccan Reay Paper Mills, the Mundhwa Distillery, the Talegaon Glass Factory, the Dhond Oil Mills, etc.—continued to do well. The sugarcane industry in the Bhimthadi taluka is reported to be 'stable and sound'.

Efforts are being made in the Ahmednagar district to start local industries, and in the Sátára district oil mills are said to be doing well.

Commissioner, Southern Division.

Trade in cotton was very brisk and mills and presses had a very busy year. Three new ginning factories were established, one at Gokák (Belgaum) and two at Bágalkot (Bijápur). One press was also established at Bágalkot. Owing to the large demand from Japan cotton sold at high prices and merchants realised very large profits.

Weaving and dyeing which form some of the principal industries of the Southern Division were adversely affected by the abnormal prices of yarn and dyes. Notwithstanding the assistance granted by Government and the co-operative societies, weavers adopted other employment.

The match factories at Belgaum and Dhárwár were closed. The latter now manufactures slate pencils.

The tile factory at Khánápur (Belgaum) is reported to turn out better tiles. The manager has received 25,000 cubic feet of wood from Government at concession rates. A project for establishing a rival tile factory at Khánápur has been mooted. The tile factory at Manki (Kánara), owing to the apparent indifference of the proprietor, is doing very little.

Of other minor industries in the Division there are the bangle industry, the tanning industry and the rice-hulling and sugar-refining industries. All these did well within the limits of their resources. Rice-husking mills are showing signs of increase. There are now 29 mills in Kolába.

The Gulal factory at Honávar (Kánara) of Messrs. Basrur and Brothers remained closed for want of aniline dyes. The mango-pulp industry under the management of the same firm has been moved to Ankola, where it is doing well, and the owners' application for 500 acres for mango plantations is under consideration.

The salt works at Uran (Kolába) and Sánikatta (Kánara) worked satisfactorily.

I have referred in my last year's report to the vast potentialities of the Kánara forests. Railway communications and roads are needed to transport the forest produce to the large markets of the world. Three portable saw mills have been purchased, the Alnáwar-Dandelli Lumber Railway has been surveyed, and since the close of the year the survey of the Hubli-Sirsi Railway has been sanctioned. Heavy demands of wood for the war have been met by the Forest Department.

The country liquor distillery at Khánápur has commenced working.

Extracts.

CENTRAL DIVISION.

G. Monteath, Esq., I. C. S., Collector, East Khándesh.

In order to check cotton frauds a co-operative cotton market has been started at Páchora, under the management of some local business men and growers but at the stimulus of Mr. Hiremath, the energetic District Deputy Collector in charge. Mr. Hiremath obtained the advice of the Registrar and also went to the Berars to see the arrangements in force there. It is still too early to forecast the success of the scheme which was pushed through rather quickly. But its beginnings are at least very promising.

A. S. A. Westropp, Esq., I. C. S., Collector, Poona.

Particulars as regards the important sugarcane industry in the Bhimthadi taluka are as follows:—The total area under sugarcane this year was 5,655 acres as against 5,588 acres in the previous year. Out of this 68 acres were irrigated from wells and private páts and the remaining was under the command of Government canals. Of the 26 irrigation villages in the taluka three are under the Shirsufal tank and the remaining under the Nira Canal. A lower

trend of profits is bringing about a certain reaction in this connection. The industry is, however, stable and sound, and means will no doubt be found to counteract the various difficulties which confront the cultivators, which are summarized in reports as follows:—

Reduced fertility of the soil owing to insufficient manure, water-logging, due to salt efflorescence, increased cost of labour which has risen to annas 7 for males and 4 for females per day, whereas formerly the rates were annas 4 and 2 respectively. The cultivators are financed by the Bombay Central Co-operative Bank through the agency of Rural Co-operative Societies at 9½ per cent. The Bank advanced nearly 7 lakhs of rupees.

#### SOUTHERN DIVISION.

J. H. E. Tupper, Esq., I. C. S., Collector, Kánara.

The mango pulp industry owned by Messrs. Basrur and Company is flourishing. Its output approximated to 50,000 tins. It has an assured market, capable of indefinite expansion. The factory has been removed to Ankola with a view to its further development. Sufficient land was promptly assigned to the firm for the erection of the new factory at Ankola.

The company's scheme for the encouragement of mango cultivation is before Government. It contemplates an assignment to the company of 500 acres of forest land on special terms. I have already made my remarks thereon.

#### 6.—Prices.

##### Commissioner, Northern Division.

In the three Northern districts of Gujarát, *i.e.*, Ahmedabad, Kaira and the Panch Maháls, the prices of the principal food-grains were fairly low during the year under report as compared with those of the previous year, owing to a good outturn of the crops and the restriction of export by rail for want of wagons. In Surat they were stationary. In Broach jowári was cheaper, but the prices of other food-grains remained the same as in the previous year. The Thána prices, which are governed by the Bombay market and which were already considerably above normal, rose again during the year, and grain compensation allowance had to be sanctioned for low-paid employees of Government after 1st May 1917. The prices of sugar, iron, cloth (both cotton and woollen) and firewood have risen considerably. The merchants, agriculturists and labourers do not feel the pinch of this rise so much, as they are compensated for it, more or less, by enhanced profits in business, high values of their produce and a corresponding rise in wages respectively. The condition of middle class men with fixed incomes is, however, becoming increasingly hard.

Mr. Kirpalani, Assistant Collector, Broach, writes:—

“The distinguishing feature of the year was the abnormally high prices obtained for cotton. From Rs. 170 per bhár of 1,020 lbs., at which figure the price stood at the commencement of the season, it steadily rose to Rs. 195 and a high level is being maintained to the present day with slight fluctuations.

“Owing to the adverse conditions of the past season, a small portion of the crop had been sold in advance at prices ruling at the time; but nearly all the cultivators profited by the subsequent increase.”

##### Commissioner, Central Division.

Prices of staple food-grains—jowári and wheat—kept practically at the same level, though in a few districts they were slightly easier than during the last year.

Bájri continued steady at the old level. Prices of firewood and salt rose steadily.

The average price of cotton was Rs. 20-5-0 per maund of 72 seers.

Ground-nut in Sátára rose from Rs. 24 to Rs. 26 per khandi.

Heavy purchases of turmeric by Japanese firms more than doubled prices in Sátára, which rose from Rs. 50 to Rs. 105 per khandi.

Articles of foreign manufacture such as cloth, iron, copper and brass sheets, etc., maintained their high level of prices throughout the year.

##### Commissioner, Southern Division.

Prices of principal food-grains—especially jowári and rice—steadily rose and at the close of the year were 20 per cent. over last year's rates. The rise was due to

the unusually heavy rains of October and November 1916, which damaged the kharif as well as grain pits, while the area of cereals was curtailed as the cultivators above-gháts sowed cotton in place of jowári. Had it not been for favourable rainfall since this August, the situation would have been more serious. Owing to high prices Government has sanctioned grain compensation allowance to low-paid employees from May last. The price of salt in Ratnágiri rose appreciably owing to shortage of supplies; the Customs Department gave some relief by selling salt from fish-curing yards at low prices. On enquiry I found that proprietors of salt works at certain times increase the price of salt by 200 to 300 per cent. and I suggested the advisability of opening the Bhándup salt works as soon as possible to the Commissioner of Customs, Salt and Excise, who states that the question is under consideration. This relief is badly wanted to balance prices.

Cotton fetched a record price for recent years on account of heavy demand from Bombay and abroad, rising from 30 to 75 per cent. over last year's prices; and brought a good deal of money into the Karnátic districts.

The price of fodder was steady and showed no signs of increase except in parts of Kánara where the rice straw fell short of the demand owing to the damage done by the late rains.

There was a slump in the prices of betel-nuts, cardamom and cocoanuts owing to less demand due to lack of export facilities; but a good price was offered for pepper.

Articles of European manufacture continue to rise in prices, but are rapidly being replaced by cheaper articles of Japanese make.

#### 7.—*Labour and Wages.*

Commissioner, Northern Division.

Wages of all kinds of labour, agricultural, domestic and skilled, shew a tendency to rise in all the districts: this is a natural sequence of the general rise in prices of food-grains, cloth and other necessaries of life. With a rise in wages, however, nowhere is there a corresponding increase in efficiency and an appreciable portion of the wages earned often finds its way into the liquor-shops. One indirect result of the scarcity of labour is that advanced landholders and other employers of labour have come to recognize the desirability of employing labour-saving machinery. The railway contractor of quarries at Udváda Station has begun to use stone-crushing machines. Similarly at Sayan in Olpád táluka a blacksmith invented an implement for cutting down and removing the cotton stems from the fields. This has to be applied to the plough. It is reported that in the absence of such an instrument it would have been very difficult for the poor cultivators to do this cutting work in time for the next season. The usual supply of labour from Kaira, Káthiáwár and other places to Broach and Surat districts at the harvest time was subject to some fluctuations this year owing to repeated waves of panic fear of being impressed as recruits for the war.

In the Kaira district there were some agrarian troubles which were settled by the Collector's tactful handling. Mr. Ghosal writes:—

#### *Labour Combines.*

“These are interesting in that they were virtually strikes and at least one of them was fairly well organised and threatened at one time to be a serious affair.

“The first labour combine was in Thásra and Kapadvanj tálukas. The Dharálas on this side were very much put out at all the waste lands being given away as it deprived them of their illegitimate profits from such land. They used to sell the grass and fuel from these lands. They levied blackmail from all the Rabáris and others who used to come from outside to graze their cattle, sheep and camels, and all that profit was gone. It is true that they could command more wages, but the Dharála does not like to work if he can live without it. Then a few influential Dharála leaders, who had their own axes to grind in that if the labourers went to the lease-holders on higher wages these leaders had to pay the same, gradually worked up the combine. The Dharálas, criminally inclined, had hoped to make good profits by pilfering crops, specially cotton, as they used to in the old days. But this too they

found difficult as the lease-holders engaged 'Pardeshis' for this purpose who would stand no nonsense. So on 17th September 1916 the Dharálas met together at Fagwel and resolved to boycott the 'Lotwallas'. They ruled that no one should work for the lease-holders and that no carpenters, blacksmiths, barbers, dheds, bhangis, etc., should keep any connection with them. In this way they foolishly hoped to drive away all the lease-holders. They prescribed heavy penalties for any breach of such rules. This infection spread far and wide and embraced about 240 villages including those in the neighbouring Native States.

"Agriculture began to suffer as the imported labour was not enough to cope with the situation. This combination lasted for about a month. In the meanwhile steps had been taken to see that the Dharálas made no illegitimate profits and the loss of wages began to have effect. I then asked the Mámílatdárs of Thásra and Kapadvanj to hold a conference of the lease-holders and the Dharála leaders for an amicable settlement of the dispute. Some of the leaders were won over by the efforts of Mr. Dadubhai Desai and Mr. Kagalwalla, Mámílatdár of Thásra, and this resulted in party disputes and gradually the whole combination broke down. Since then there has been no further trouble in these tálukas."

"The next combine was at Náika in Mátar táluka, but this was not so serious. Here also the fear that the wages would go up made many older residents, including Pátidárs, get up a boycott movement similar to that mentioned before. But as the movement was limited to one or two villages, strict measures soon led to its collapse."

#### Commissioner, Central Division.

Wages of skilled and unskilled labour vary, but everywhere they show an upward tendency.

The Collector of Ahmednagar remarks :—

"The labour problem is growing more and more difficult. Owing to the rise in the cost of living in recent years and to the fact that the demand greatly exceeds the supply, the rates of wages are steadily rising."

The Collector of West Khándesh remarks :—

"The Public Works Department employ outside labour to a considerable extent on their work; Mahárs from Nagar have now been in more or less constant employ for years and Waddars are responsible for much of the road work. The Bhil is far too lazy to take up work of this sort; he has never done it and that, to his mind, is an all-sufficient reason for continuing not to do it."

The Collector of Násik remarks :—

"The large military works at Deoláli and the construction of the acetone factory near Násik have accentuated the local demand for both skilled and unskilled labour and consequently raised wages still higher; despite the fact that the contractor for the latter work has imported some thousand coolies and workmen from Northern India, the Public Works Department can with difficulty get a common labourer for eight annas a day."

The Collector of Poona writes :—

"The Tata Hydro-electric Works in the district attracted a large number of labourers and paid them good wages with the result that the agriculturists in certain areas found it difficult to obtain labourers for agricultural operations at the previous rates. The number of labourers employed by the Tata Works was about 7,000."

The Collector of Sholápur remarks :—

"Increasing demand for labour in towns proves too strong a temptation to the agriculturists and causes them to abandon their ancient profession."

#### Commissioner, Southern Division.

Omitting the annual temporary rise in wages during harvest and the cotton picking season when excessively high wages are paid, the rates of wages in the

Karnatic districts maintained their high level. In parts of Belgaum wages for ordinary labour rose from 5 or 6 annas to 8 annas a day ; this is the natural consequence of the high prices of food-stuffs and other necessaries of life, the undoubted rise in the standard of comfort of the present-day coolie and, above all, the ever-increasing demand on all sides for labour in mills, ginning factories and other industrial concerns and in the Forest and Public Works Departments. To these must be added another additional factor which aggravated the labour difficulty, viz., the reconstruction and repair of thousands of houses damaged by the floods of November last. The labour population is too small for the requirements of the Division except on the coast.

The high wages paid did not produce any corresponding improvement in the labour given. It is as inefficient and as casual as ever.

Labour-saving devices which every country has adopted will gradually be forced on India when wages rise. No one, for example, will trouble to invent a cheap mechanical punkah when a punkah coolie will work for a few annas a day. Nor will weeding implement be availed of when manual weeding is cheap. Already we find an increased demand for labour-saving devices on the land. The steam plough at Ránebennur cannot cope with its bookings, and two ploughs there would be fully employed. Improved agricultural implements are in increased demand, and the high price of labour is not an unmixed evil. Mechanical labour is more certain and more efficient than manual labour and high wages will do more to popularise its use than any number of agricultural associations.

The Criminal Tribes Settlements at Bijápur, Bágalkot, Hubli, Gadag and Gokák continue to afford material help in solving the labour difficulty in these localities. A settlement of criminal tribes has been opened in Khánápúr to supply labour for the exploitation of forests there ; and this settlement is likely to be of great service to the Forest Department.

Although the labour supply is plentiful in Kolába and Ratnágiri, it is almost wholly attracted to Bombay, Karáchi and other industrial cities. The Forest and Public Works Departments, local boards, etc., experience a very great difficulty in securing local labour and have at times to import labourers from outside at higher wages. No inconvenience is, however, caused to agricultural operations as most of the emigrants return home during rains and at other intervals.

In the coast tálukas of Kánara labour supply is more than sufficient ; but it is very scarce in the above-ghát tálukas where it is urgently needed for the increased exploitation of forest produce to meet the heavy demands for timber created by the war. Owing to the notorious unhealthiness of the climate and the scarcity of good water the indigenous population has decreased and labourers from the coast or other places find no attraction or encouragement to settle there. Even for agricultural operations outside labour is temporarily imported at higher wages. The only remedy lies in encouraging inforest cultivation and providing congenial and sanitary dwellings and good potable water. This question is now engaging my attention.

#### 8.—*Emigration and Immigration.*

Commissioner, Northern Division.

The annual seasonal movements for harvesting operations from one district to another continued though they were somewhat restricted in the Broach and Surat districts as stated in sub-paragraph 7 above. In the Kaira district owing to the large areas of waste lands given out for cultivation, eight hamlets have been newly established in the Thásra and Mehmedabad tálukas and about 500 outside cultivators have settled in scattered places in Kapadvanj and about 50 more in Mátar táluka. Forty-four certificates of identity were issued in all by the District Magistrate, Broach, to the Bohra emigrants to Africa, while about 1,200 persons are reported to have emigrated from the Surat district to South Africa, Mandalay, America, China and other parts of the world, as against 1,000 in the previous year. The District Magistrate, Surat, also issued 232 certificates of relationship to the wives and children of Indians in South Africa and 292 passports, as against 90 and 80 respectively in the preceding year. In addition to the exodus of 1,500 persons reported last year there was a further exodus of about 1,000 weavers and dyers of the Julai class from Bhiwndi (Thána) to other parts of India in search of work.

The Gujaráti and Káthiáwádf labourers working on the Mumbra tunnel returned to their homes on the completion of the work.

Commissioner, Central Division.

With a favourable season there was in the Division neither emigration nor immigration to speak of. There was of course the usual movement of labour in the fair season from Sátára and other districts to centres where higher wages prevailed.

The Collector of Sátára remarks :—

“ It is estimated that in a normal year from 30,000 to 40,000 people migrate for the fair season to Bombay, Poona, Khándesh and even Karáchi, where they earn good wages. But owing to the war and good crops the number of persons who left the district during the year was probably about 50 per cent. less than usual.”

Commissioner, Southern Division.

A few Kumri Maráthas of Kánara settled on lands in the forests of Mysore as the State offered special facilities in order to open up its forests.

Emigration to South Africa has ceased. A few Mahomedans of Ratnágiri went to Mesopotamia.

The amount of money orders received in Kolába and Ratnágiri from South Africa was Rs. 3,19,000.

#### Extract.

##### NORTHERN DIVISION.

J. Ghosal, Esq., I. C. S., Collector, Kaira.

After this had been done I started my land campaign. Here also I met with another check: the waste was so overgrown with bábuls that no agriculturist would take up such lands for cultivation. Then I approached forest contractors of Godhra and others and gradually had the lands cleared. I might mention that the price fetched by this almost useless bábul alone has been about Rs. 93,000.

I then sent for Pátidár experts and had the soil in different parts tested and analysed to assure them that the land was good. Then I had to devise the special form of lease, a lease which would only appeal to those who really believed in the land and wanted to cultivate the same. In the meantime I had persuaded Mr. Dadubhai Desai who held lands on that side to do some actual cotton cultivation experiments for demonstrating to others. With Mr. Dadubhai's help I managed to secure the first lot of genuine agriculturists from outside people who wanted to immigrate here and settle. Once started, it was comparative plain sailing, though every application has to this day been sifted by me and sanctioned by myself.

The lands in Thásra went first and then those in Kapadvanj and the adjacent parts of Nadiád. Then Mehmedabad went and lastly Mátar.

As mentioned in the main report, 82,051 acres have been given out ensuring a permanent annual increase in revenue of Rs. 1,76,075 apart from the occupancy price of Rs. 2,88,206.

That as a land policy the whole scheme has worked well will be apparent if we were to have a look round Thásra and Kapadvanj side. Miles and miles of undulating crop with new hamlets scattered all over instead of the wilderness impassable alike for horse or man and which used to harbour only criminals and a few wild animals. But whether this scheme will eventually reflect back on crime still remains to be seen. Certain it is that labour is in demand. Dharálas, who are our greatest anxiety—more so in fact than Wághris, command better wages and have already started leading a more luxurious life. One cannot help thinking that this will be an education in itself. Again many Dharálas who formerly indulged in indifferent, haphazard cultivation have learnt from these new settlers improved methods and are certainly showing more industry and enterprise.

#### 9.—Public Health.

Commissioner, Northern Division.

The epidemics of plague, cholera and small-pox appeared in a more or less violent form in all the districts in the Division, while the country being drier than usual malaria was less virulent everywhere except in the Thána district. Plague was responsible for 1,011 deaths in Thána, 1,262 in Surat City, 315 in Kaira and



483 in Ahmedabad. It was expected that the epidemic at Ahmedabad which appeared in a mild form in January 1917 would die out in the hot weather, but the months of April and May being cooler than usual, the germs were able to survive and the epidemic reappeared with much virulence in July 1917, and has still got a firm grasp of the town; so much so that in spite of the inoculation campaign, evacuation of the infected houses and the disinfection carried on by the municipal authorities, it has not yet disappeared altogether. The suburbs and the villages round about the city have also been infected. During the rains it was not possible for the people to erect temporary huts and so only those of them who could afford to do so have shifted to distant railway stations like Mehsána, Kálol, Khodiár, Bárejdi, Nadiád, A'nand, Sárkhej, Sánand, etc., and come daily from those places to their daily work in the city. Mr. Smart, the Collector of the Panch Maháls, states:—

“The Eastern Maháls remained immune from any other epidemic except cholera which claimed 158 deaths. The town of Dohad was the seat of infection which spread to other villages owing to the evacuation of parts of the town. I ascribe the severity of the disease to the deposit of night-soil mixed with sweepings close to the town. The Násik system was introduced in April 1917.”

The Broach Sanitary Association is endeavouring to awaken public opinion against insanitary practices by lectures, demonstrations and leaflets and there is reason to believe that its efforts are not wasted.

The long standing want of a dispensary for Jalálpore town was supplied during the year under report. A well equipped dispensary erected at a cost of Rs. 12,000 raised by public subscriptions has been handed over to the District Local Board for management with an endowment of Rs. 5,000. The new Obstetric Wards of the Morarbhai Vijbhukhandas Hospital for Women at Surat have not been completed yet. The departure to Rájkot on transfer of the popular Dr. Rukhmabai after 21 years' splendid work in Surat was deeply regretted by the citizens.

#### Commissioner, Central Division.

There was a serious and widespread outbreak of plague which affected all districts and caused very heavy loss of life. In Sátára town, where rat-trapping has been continuous, very favourable results were noticed, there being only 42 endemic cases in a population of 26,000 souls. Inoculation is gaining favour specially among the educated classes. In East Khándesh, where the epidemic was very virulent, inoculation, it is reported, for the first time became popular. Evacuation of infected areas is, however, still more popular than any other measure and the Collector of West Khándesh writes:—

“At the first sign of rats dying a village is frequently evacuated; some prefer to wait till the first death from plague occurs before they move, and suffer in consequence. More than once in the course of my tour I found the people all living in the fields and was informed that they had been out some weeks but no case of plague had occurred among them; they had gone out immediately dead rats were found. When I was touring in Sháháda in January an inhabited village was a rarity.”

Cholera and small-pox appeared in all districts more or less, though they did not assume epidemic form.

#### Commissioner, Southern Division.

Plague appeared in all districts and was severe in the Karnátic. There were in all 35,369 attacks and 23,851 deaths. Inoculation was carried on by two temporary Assistant Surgeons in Belgaum and one each in Dhárwár, Bijápur and Ratnágiri. Sub-Assistant Surgeons and private medical practitioners co-operated. People now appreciate the value of inoculation. Inoculation of 300 persons by a lady missionary (Mrs. Brown) in Belgaum is worth mentioning.

Cholera was everywhere in evidence owing to the heavy rainfall in October and November. It attacked 21,678 persons and killed 12,807. Preventive measures were taken promptly; wells and tanks were treated with permanganate of potash and cholera pills were distributed.

Small-pox was quiescent in the above-ghát districts, but was virulent in the coast districts, especially in Kolába and Ratnágiri, where there were 7,661 attacks and 667 deaths. Mahomedans still show disinclination to submit to vaccination. Ignorance of medicine and superstition are general in the Konkan where cattle disease is attributed to a demon.

Malaria prevailed everywhere. In Bijápur it was brought on by the late heavy rainfall and energetic efforts were made to arrest its progress by a free distribution of quinine and quinoidin. Free distribution of quinine was made in other districts as far as possible.

The Punjab system of quinization of school children was tried in the municipal schools of Hubli and two Local Board schools in Bankápur (Dhárwár). A spleen census was taken and the quinization was found to yield satisfactory results. The system was also tried partially in Kánara and Ratnágiri where a vigorous attempt will be made this year. Spleen census was taken in two places in Bijápur and it was evident that quinization had improved the children's condition and reduced spleen.

Guinea-worm is common in parts of Belgaum and Dhárwár. People are slow to believe that this disease has connection with step wells and that the conversion of these into draw wells provides the remedy. Sanitary Associations are doing their best to educate the public mind in regard to these matters by lantern demonstrations, lectures and distribution of leaflets. The lectures are well attended and good progress is being made. These associations exist in Dhárwár, Belgaum and Bijápur and are doing excellent work among the people.

Sanitary Committees are as follows:—

| District.         | Number of Committees.         |
|-------------------|-------------------------------|
| Belgaum .. .. .   | 28                            |
| Bijápur .. .. .   | 8                             |
| Dhárwár .. .. .   | 35                            |
| Kánara .. .. .    | 1 Sanitary Board at Siddápur. |
| Kolába .. .. .    | 12                            |
| Ratnágiri .. .. . | 2                             |
|                   | 86                            |

The large number in Belgaum and Dhárwár is due to the stimulus provided by the Sanitary Associations.

Mr. Turner remarks:—

“The (eight) newly formed committees were established at the request of the villagers without official pressure of any sort and no objections were received in response to the draft notification intimating the intention of their formation. This appreciation of the benefits of sanitation is highly satisfactory and is probably due in some measure to the efforts of the Sanitary Association in arousing interest in sanitation throughout the district.”

Mr. Brander observes:—

“Owing to the system of voluntary payments for a Sanitary Committee no great improvement in their management is practicable. The village panchayat will be a more satisfactory organization. Its scope will be larger than that of a Sanitary Committee, and there will be compulsory taxation.”

Mr. Webb writes:—

“The third Sanitary Committee at Turkewádi exists mainly to maintain the approach road to the village, and is an interesting example of a panchayat established at the request of a village and without official suggestion to carry out a definite local work.”

A new dispensary was established in Badámi (Bijápur) and proposals for the establishment of one at Bilgi in the same district have been submitted to Government. It is not within the ability of the Municipalities or District Local Boards to provide new dispensary buildings according to the type design sanctioned in 1911. Since the new design was sanctioned, only four dispensary buildings in the rich districts of Dhárwár and Bijápur have been constructed and all these were liberally financed by Government grants and public subscriptions. Something

simpler is needed. A type dispensary is an anomaly when towns vary so much in size. The consequence is that dispensaries continue in unsuitable hired buildings. It is urged that the standard dispensary can be built by degrees: but the construction of Block A which contains only an out-door dispensary costs Rs. 16,000. As the standard plan is projected on the principle that it can be added to, Block A has to be more pretentious than it would otherwise be so as to be in keeping with the whole complete building. A small town does not want to make a start on so ambitious a building, yet it cannot otherwise obtain Government assistance; as it cannot afford such expense, dispensary buildings are delayed. Something far less elaborate is required. A dispensary for a small town that provides a separate examining room as well as a consulting room is out of place; District Local Boards have even now a heavier demand on their resources than they can well meet and every economy is necessary and it is surely not too much for the Sub-Assistant Surgeon to examine his patients in a screened off portion of the consulting room. This, however, is a detail. What I wish to emphasise is that a dispensary which is suitable to a town of 60,000 is unsuitable for a town of 6,000.

The Indian Women's Aid Society dispensary in Hubli treated 13,913 cases in a year. It requires to be set on a firmer financial basis. The branch at Alibág had to be closed for want of funds.

The American Mission Hospital at Vengurla under Dr. Goheen is doing splendidly and attracted patients from Goa, Karáchi, Bombay and Poona.

Trained nurses have been employed by the Municipalities of Pen, Hubli, Gadag and Ránebennur. A nurse is employed at Khánápur by the Belgaum Midwives' Association. Five Municipalities in Kánara have trained midwives.

Two nurses are undergoing training in Poona—one sent up by the Belgaum Midwives' Association and the other by the Karnátic Midwives' Association, Hubli, at whose inauguration meeting I presided. Two probationary nurses are under training in the Belgaum Civil Hospital. I have had the rules for training nurses in Belgaum revised, as I found the present rules unsuitable and had failed to attract candidates.

In Bijápur six villages which had village sites exposed to damage from floods were provided with new village sites. In the Mallad tracts of Dhárwár the desire to exchange old insanitary village sites for new ones was noticed and was generally encouraged. In three cases new village sites were provided and in five old village sites were extended. In all these the new sites were inspected and properly laid out before they were given to the villagers.

#### 10.—*Education.*

##### Commissioner, Northern Division.

In Broach there is on an average one school for every four square miles and an increase of 60 per cent. is reported in the number of female pupils in that district. The percentages of male, female and Mahomedan students to the total population of school-going age in each class are given by the Collector as 75, 23 and 74 respectively.

Mr. Blathwayt, Collector, Broach, writes:—

“It will be seen from the figures above that the district is extraordinarily literate for an Indian district. My District Deputy Collector Mr. Joshi has remarked that on the whole there are more schools than are actually required, and that even if education were declared free the number of pupils would not materially increase.”

Plague greatly hindered school attendance in the Surat district. In the jungle-patti villages of the Thána district the inhabitants, *viz.*, Várlis, Káthodis, Thákurs and Kolis, are still apathetic towards education.

The need of ventilated and sanitary school buildings is felt everywhere in the Division. The Thána District Local Board constructed seven such new buildings at a total cost of Rs. 32,000 (through the agency of the Public Works Department), while in Surat four were built by the District Local Board and two by the people. In Kaira the five new buildings that were taken in hand during the previous year were completed during the year under report at a total cost of

Rs. 25,088. As regards the state of education in that district, Mr. Ghosal, the Collector, writes :—

“ On the whole the district has not yet made real progress in education. Education is still confined practically to the higher classes. The Dharálas who form 43 per cent. of the population are averse to education and all endeavours to persuade these people to send their children to schools have proved fruitless. In some ways, thanks to the Missionary Institutions, the Dheds get more education than the Dharálas and are out-stripping the latter.”

Mr. Hudson, the Collector of Surat, writes :—

“ Primary education is making steady progress and there is a keen demand for English education everywhere except in the places populated by backward classes. During the year I had the pleasant task of opening two Anglo-vernacular Schools, one at Jalálpore and the other at Udváda, and also a girls' school at Bulsár, generously provided by Khan Saheb Kavasji Dhanbhoora, who has done so much for education in this district. The Udváda school has been built at a cost of Rs. 20,000 entirely from the charity funds of the late Mr. Jijeebhoy Dadabhai of Bombay. It was originally the intention to admit only Parsi boys to the school, but I am glad to say that the trustees have been prevailed upon to admit non-Parsi boys also if and when the school can accommodate them. The school at Jalálpore has been built mainly from funds raised by the people, who in addition have collected a maintenance fund of Rs. 4,000.”

While Mr. Shivdasani, Assistant Collector in the same district, says :—

“ Except in the eastern part of the Mándvi táluka people are beginning to realize the great advantages of education with the result that they freely subscribe large amounts of money to be used for educational purposes, and in several cases the village people construct school-houses for the village school.”

The maintenance fund of the Chinchni English School (Thána) promises to go upto Rs. 50,000. The New High School at Viramgám (Ahmedabad) named after Sheth Maganlal Jeychand, was opened on 17th July 1917. It is understood that funds are being collected for providing it with a hostel. As regards collegiate education, it may be noted that admissions had to be refused in the Gujarat College for want of accommodation. Good progress has been made at Surat with the project of opening a new college.”

The Collector of Ahmedabad writes :—

“ A movement to start a national college in Ahmedabad on the lines laid down by Mrs. Besant has been set on foot. Nothing important has yet been done by way of organizing resources although the intention is to start work in the early part of November. It is to be seen how far it will be successful.”

Progress of female education is hindered for want of a sufficient number of qualified mistresses. The training school and class for the wild and backward tribes respectively at (1) Muvália (Panch Mháls) and (2) Mokháda (Thána) are working satisfactorily.

Mr. Smart writes :—

“ Proposals have been submitted by me to the Director of Agriculture to introduce an agricultural course into the Bhil school at Dohad as in future only one-third to one-half of the number of boys can be given posts of teachers. The school has 35 scholars on its roll and is doing well.”

Thanks to the generosity of Mr. Vithuji Khanduji Pisal, a Marátha landlord of Jámbul in Kalyán táluka, a Maráthi Agricultural School was recently opened by His Excellency the Governor at Jámbul, a village about two miles from Badlápúr Railway Station on the G. I. P. Railway. This school will, it is understood, be run on the lines of the Loni school near Poona. It will be open to the sons of professional cultivators only. The students will stay in the boarding house attached to the school and will be given scholarships to cover the cost of boarding and lodging.

## Commissioner, Central Division.

Plague interfered with the smooth working of numbers of schools during the year.

In Ahmednagar five new schools were opened and ten old schools closed for want of attendance.

The school fund association in East Khándesh was responsible for the building of nine new schools. The school started by the Khándesh Education Society at Amalner was permitted to work as a High School from 1st April 1917.

There has been an increase of 39 per cent. in the number of schools and of 48 per cent. in that of pupils in West Khándesh during the past five years; and the Collector notices that the number of girls attending school is now four times as large as it was five years ago.

The question of female education is receiving keen attention in Poona. The Collector writes:—

“I have been struck by the extension of female education, both primary and secondary, in the city itself.”

The several educational institutions in Poona and its vicinity continued to do good work.

The Collector of Sátára remarks:—

“The district is undoubtedly backward in education, but I am convinced that a wide extension of the present system of education will not benefit the people. Boys leave rural primary schools at 12 or 13 years of age without learning a single thing which is calculated to improve their efficiency as cultivators or artisans and what they do learn is mostly forgotten before they grow up. The great need seems to be the substitution of agricultural and technical schools for the present rural primary schools.”

The view expressed by Mr. Brendon cannot be altogether accepted. It may be possible to criticise the curriculum of primary schools though it is easier to do this than to improve it. It is certain that village schools are too often regarded by the villager as mere nurseries to keep babies out of mischief, from which the babies are removed before they are big enough to have learnt anything useful. Nevertheless education does in fact improve people. How much it improves them is a question of degree; but it is always something.

## Commissioner, Southern Division.

The general desire for education is reflected in the increasing demand for more schools, both primary and secondary. Owing to financial stringency, however, it has not been possible to meet these demands. In several cases popular contributions made by villagers for construction of school buildings are lying idle for want of supplementary grants from Government. In one case the people decided to wait no longer and withdrew their contribution from the Post Office and set about constructing a building of their own. This state of things will now be improved as Government have recently called for proposals for building grants from Local Boards and Municipalities.

There are 2,973 villages with a population of 500 and over and the total number of schools is 2,867. As almost all municipal towns and big taluka stations in Local Board areas have more schools than one, many of our villages with a population of 500 or over are without schools.

120,250 pupils attend primary schools. This is only 2·4 per cent. of the entire population.

Trained teachers in Ratnágiri and Kolába and some in Kánara are in receipt of full certificate pay. In other districts this has not been possible for want of funds. I consider that it is at least as important to raise the pay of all masters to their full certificate pay, which is by no means high, as to increase the number of schools. A badly paid master is not a satisfactory medium for imparting education. Judging by the poor results of the School Final examination, it would appear that improved teaching is necessary. This can be best effected by providing a fair wage for the masters.

The abolition of rural standards has given much satisfaction. Mr. Lawrence (Kánara) observes :—

“ It remains to be seen whether the abolition of the distinction between rural and primary schools will make a difference. Personally I think the curriculum of the primary schools should be governed more by practical considerations. At present it is almost entirely non-rural in its subject-matter and anti-rural in its tendency. I would advocate the introduction of elementary science, mainly agricultural, as the chief subject after the third standard. If education ever become compulsory in this country, the school course should extend over six standards, the school hours should be greatly curtailed and in all village schools the chief subject of instruction after the third standard should be elementary and agricultural science. In the near future education is to become compulsory within municipal areas. The question of establishing a rural side to all primary schools in municipal areas deserves very serious consideration. My opinions are based upon the facts that India is, and is likely to remain, primarily an agricultural country, and our educational system should be based on this fundamental consideration. The only alternative is a semi-educated and discontented proletariat.”

Mr. Deshpande (Bijápúr) refers to the desirability of the teaching of English in the higher standards of primary schools as an additional subject. This scheme will necessitate the appointment of more teachers, and as fees do not pay more than a very small fraction of the cost of education the extra cost on Government will be considerable. The demand for English, however, is increasing so rapidly that we should be justified in charging higher fees, or if education becomes free and compulsory, by raising local rates to provide for both vernacular and English education. Rates would have to be high, but the fact that English could be taught would go far to reconcile the rate-payers.

The great problem of suitable school buildings remains unsolved. It involves very heavy expenditure. A building programme spread over ten years would be the best solution when finances improve. Where adequate accommodation can be secured in a hired building, the school-house can wait. Many schools are, however, held in dark and unventilated buildings, temples, dharamshálas and chávdís and these should be provided with proper buildings of type design as soon as possible.

A High School at Belgaum has been established by the Lingáyat Association and has over 300 boys. The American Mission Anglo-vernacular school at Vengurla has developed into a High School and is very successful. An Urdu High School has been established at Hubli. Anglo-vernacular schools have been opened in Hungund (Bijápúr) and Agadi (Dhárwár).

By far the important event in the history of education in the Karnátic is the opening of the Arts College at Dhárwár. It is adequately staffed and is located in a portion of the Training College buildings.

Female education progresses, but is hampered by lack of mistresses. The majority of girls' schools lie within municipal areas. There are very few English schools for girls. One recently started at Málwan is doing well.

There are two Agricultural Schools at Devihosur (Dhárwár) and Veshvi (Kolába). The former is doing well ; the latter is still in an experimental stage : and it is difficult to forecast its future, as at present owing to the generosity of a private benefactor many of the students in the hostel are educated and fed for nothing.

Education of the children of criminal tribes is carefully attended to by the Criminal Tribes Settlement Officer. It is interesting to note that the Lamánís of a village in Gadag have a school of their own. The population of Thákurs in Kolába is 20,000. There are no special schools for them and I consider some should be opened in suitable centres. The question is under my consideration. Kátkaris in Kolába number 33,000. Special facilities have been provided for the education of their children ; there is a Government Boarding School at Neral which has 21 boys and a Mission Boarding School at Gaur Kamat. There are besides seven schools and six classes. Altogether 300 Kátkari boys are attending schools.

*Depressed Classes.*—Attendance in schools for depresses classed is showing improvement. The mission at Sai has opened a school at Pen for Mahár and Chámbhár children.

I have recently asked the District Local Boards to consider the establishment of a masonry and carpentry class at a suitable centre in each district for low castes. The Dhárwár Board is preparing a scheme. The Boards of Belgaum, Kolába and Bijápur are considering the matter. In Ratnágiri a separate institution is not possible owing to the poor finances of the Board, so the Committee of the School of Industry have decided to open the institution to low castes and to allot 12 scholarships varying from Rs. 5 to Rs. 2. The boys will be given stipends and be eligible for money prizes for good work. They will receive free books, tools and drawing materials and will be taught carpentry, metal work and motor repairs.

*Urdu Schools.*—Attendance and progress in Urdu schools are not satisfactory. Mr. Vaidya (Ratnágiri) states :—

“ In the town of Sangameshwar which has a large population of well-to-do Mahomedans there were five boys only on the rolls out of which two were present on the day I visited the school. In the same town there were more than 10 or 15 boys in the Maráthi school. It is a debatable question whether separate Urdu schools have a real demand. In my opinion there is no such demand in my sub-division, and if they are abolished none would be the worse for it.”

I find that the Urdu schools I have visited are poorly attended and more poorly taught and I doubt whether there is any great demand for Urdu. The Mahomedans in Sind all learn Sindhi and I do not see why the Mahomedans in the Deccan and Karnátic should not learn Maráthi. We might just as well expect Jew children in England to attend Yiddish schools in preference to English schools.

#### Extract.

##### CENTRAL DIVISION.

G. Monteath, Esq., I. C. S., Collector, East Khándesh.

Mr. Rothfeld says :—“ The school erected by the Khándesh Education Society is now practically complete and its funds are in a fairly satisfactory condition. It has now received permission to work as a High School from the 1st April 1917, and is a monument to the public spirit of the district. It is hoped that it will receive the building grants applied for, in spite of the financial strain of the war. My hope is that in the future, sometime, say ten years hence, when the work of the Society has had its effect upon the public, it will be possible to expand also to a College for Khándesh situated at Amalner. There is no question that such a college will soon be a necessity of the two Khándesh districts, and it was largely with a view to the ultimate foundation of such a college that I first promoted the institution of the Society and the erection of a High School.”

#### 11.—Public Feeling and Press.

Commissioner, Northern Division.

Beneath all the surface currents of public feeling and opinion the steadfast loyalty of all classes to His Majesty's Government and their confidence in the eventual triumph of the Allied Arms remained unaltered.

The Gujaráti districts are essentially unwarlike and in the rural areas the realities of the war are probably more distant and remote from the knowledge of the people than in any equivalent area of British India. Their tranquillity was only broken by occasional scares and panics caused by the visit, supposed or actual, of a Recruiting Officer or enlivened by the harangues of political enthusiasts explaining the benefits of Home Rule and collecting signatures for monster petitions.

The Press was on the whole loyal and well conducted and in many cases rendered yeoman service in advertising and popularizing the War Loan and the War Relief Fund. Towards the end of the year the internment of Mrs. Besant gave rise to an increasing volume of agitation in the Press and discussion among the educated classes. Apart from the strong wine of politics the staple items of the chief local newspapers were municipal grievances and controversies. In dealing with such questions the Press faithfully reflected the general attitude of the educated public which too often demands a high standard of administration but will not consent to pay for the necessary machinery for conducting it.

## Commissioner, Central Division.

Public feeling was generally quiet throughout the year and the tone of the public press was what is now called moderate. "Moderate" means the avoidance of grossly scandalous abuse: it is consistent with an attitude of constant querulous complaint and a persistent insinuation that Government are always selfish and unsympathetic and generally ignorant. Whether this is better than old fashioned abuse is a question.

The agitation for Home Rule was started towards the end of the year throughout the Presidency; it is chiefly confined to the "upper" classes—the bulk of the rural population, so far as we can see, have not responded to the call of the agitator.

War loan collections were satisfactory, especially in Poona. A special report is being submitted on the subject. The total investments in the Division amounted to over Rs. 125 lakhs, villagers contributing freely everywhere; the total collections were only 19 lakhs short of the land revenue realizations which were Rs. 144 lakhs.

In West Khándesh nearly Rs.  $\frac{3}{4}$  lakh were also subscribed to the Imperial War Relief Fund.

## Commissioner, Southern Division.

The tone of the Press remained unaltered throughout the year. It was not slow to blame and unable to praise. The *Belgaum Samáchar*, the Dhárwár papers and the *Kánara News* identified themselves with Home Rule. Many of the papers, however, published notices of the War Loan free and gave their services in other ways.

The War Loan was well supported by the lower classes, showing the confidence of the people in the British Government. Merchants and intellectuals were not quite so ready to support the loan. War Loan meetings at which I presided were crowded with an attentive and enthusiastic audience. Outside large towns committees paved the way for the loan, but a great deal of the success obtained was due to the work of the District Officers, as committees were almost without exception unable to effect any collections without the Mámlatdár. The War Loan therefore imposed a very heavy burden on the Mámlatdárs. In large towns committees worked with a will and enthusiasm deserving of praise. Co-operation was the rule and not the exception, except in one district. The results are given below:—

| District.    | Promises. | Payments. |
|--------------|-----------|-----------|
|              | Rs.       | Rs.       |
| Belgaum ..   | 16,19,686 | 13,04,835 |
| Dhárwár ..   | 25,86,196 | 13,47,603 |
| Bijapur ..   | 12,00,000 | 11,76,496 |
| Kánara ..    | 10,09,243 | 7,04,495  |
| Ratnágiri .. | 5,28,927  | 4,89,802  |
| Kolába ..    | 6,54,751  | 4,88,992  |
| Total ..     | 75,98,803 | 55,12,223 |

Where all have done well, Kánara must be singled out for special praise, thanks to the excellent organization of the Collector and his Assistant, Mr. Lawrence.

The War Relief Fund naturally suffered from competition with the War Loan and here again Kánara did best. The district is 82 per cent. forest and yet it has provided over 9 lakhs for the War Loan up to date and Rs. 59,000 for the War Fund up to the end of July. In addition to the subscriptions given below comforts and clothing for the soldiers were sent from Belgaum and Ratnágiri, while the people of Chikodi (Belgaum) contributed Rs. 10,000 for a motor ambulance which His Excellency was graciously pleased to accept in person.

| District.    | 1916-17. | 1915-16. |
|--------------|----------|----------|
|              | Rs.      | R.       |
| Belgaum ..   | 74,100   | 1,31,148 |
| Bijapur ..   | 6,102    | 5,018    |
| Dhárwár ..   | 88,823   | 1,01,475 |
| Kánara ..    | 59,145   | 1,345    |
| Kolába ..    | 15,793   | 46,717   |
| Ratnágiri .. | 9,205    | 35,805   |
| Total ..     | 2,53,168 | 3,21,508 |



A few private individuals rendered very valuable assistance in recruiting. The number of recruits supplied for the year is as follows :—

|            |    |       |                                  |
|------------|----|-------|----------------------------------|
| Ratnágiri  | .. | 3,305 |                                  |
| Kolába     | .. | 1,157 |                                  |
| Dhárwár    | .. | 216   | of which 140 are non-combatants. |
| Belgaum    | .. | 160   |                                  |
| Bijápur    | .. | 154   |                                  |
| Kánara     | .. | 97    |                                  |
| Sàwantwádi | .. | 421   |                                  |
| Total      | .. | 5,510 |                                  |

Mahár and Bhandári Companies were sanctioned and as the Mahár Companies filled rapidly owing to a special propaganda, the formation of a Mahár regiment was sanctioned. Since the close of the year orders have been received to raise Berad and Lingáyat Companies.

The country remained unmoved by the war, except that confidence remains unshaken. The capture of Bagdad made a deep impression.

#### Extracts.

##### NORTHERN DIVISION.

G. E. Chatfield, Esq., I. C. S., Collector, Ahmedabad.

The attitude of people of the district towards the Empire can be best judged by the following contributions towards the Imperial War Relief Fund and the extent to which they responded to the call for the purchase of War Loan during the year under report :—

| Contributions towards<br>the Imperial War<br>Relief Fund. |       | War Bonds, etc. |       |
|---|-------|-----------------|-------|
| Rs.   | a. p. | Rs.             | a. p. |
| 1,24,637  | 9 8   | 34,96,703       | 0 0   |

J. Ghosal, Esq., I. C. S., Collector, Kaira.

The War Loan work occupied the special attention of all revenue officers in the district, and they tried their best to make it a success. The total subscriptions under the various forms promised by the people amounted to Rs. 17,31,199 at the end of July 1917, while the amount actually collected amounted to Rs. 13,95,911. This latter amount includes a sum of Rs. 92,840 paid towards the women's branch of the War Loan.

W. W. Smart, Esq., I. C. S., Collector, Panch Maháls.

People have contributed to the War Loan to an extent beyond what was expected. The district has contributed more than 5 lákhs, which is nearly double the amount of land revenue. This is very creditable to a small and poor district like this. The landlords and small holders subscribed most of the amount.

C. H. Blathwayt, Esq., I. C. S., Collector, Broach.

The year was marked by no special event except the War Loan of 1917 which at the close of July 1917 reached the figure of Rs. 7,50,413. The district played its part fairly well on the whole although the quota subscribed by it was not quite in proportion to the revenue of the district and the enormous sums of money paid out locally for the cotton crop.

W. F. Husdon, Esq., I. C. S., Collector, Surat.

The most noteworthy feature of the year was the issue of the War Loan which brought home to the people, rich and poor alike, as nothing else had done, that a war was going on. Much good work in popularising the loan was done, especially by the Mámlatdárs, and on the whole, I think, the result was satisfactory. Altogether about 12 lákhs were subscribed, and this figure does not really represent the amount received from the district, as many of the wealthiest citizens of Surat subscribed in Bombay, Rangoon and other places where they keep their funds.

S. M. Bharucha, Esq., Collector, Thána.

Promises for War Loans amounting to Rs. 9,90,500 were given during the year; of the promised amount Rs. 7,34,526 was paid up before the close of the year.

##### CENTRAL DIVISION.

A. S. A. Westropp, Esq., I. C. S., Collector, Poona.

The splendid response to the War Loan, the total subscriptions to which have a face value of over 32 lákhs, representing twice the land revenue and Rs. 2-10-9 per head of the population, is not only an indication of the widespread reserve of liquid resources, but a token of confidence and goodwill towards the authorities.

The old fear of recruiting parties is vanishing with familiarity and closer knowledge of the methods and conditions of recruitment, and it is believed that a fairly satisfactory response will be forthcoming to the recent call for largely increased numbers.

B. A. Brendon, Esq., I. C. S., Collector, Sátára.

The attitude of the cultivators afforded a marked contrast to that of the educated class whose subscriptions to the War Loan were most disappointing. The total subscriptions to the loan from the Sátára district to the end of July amounted to Rs. 14,39,404, of which Rs. 13,16,979 represents the price of Post Office Cash Certificates. Practically the whole of this sum, equal to 60 per cent. of the land revenue of the district, was contributed by the cultivators. The total subscriptions up to the end of August amount to Rs. 15,98,250.

The success of the loan was due entirely to the fact that the subscriptions were collected by the village officers and it is remarkable that this amazing innovation should have met with so little opposition.

## 12.—*Summary of Material Prosperity and Prospects.*

Commissioner, Northern Division.

The year was one of great and general prosperity as will be gathered from the appended quotations from district officers' reports. Mr. Chatfield, the Collector of Ahmedabad, states :—

“ Good rainfall, abundant produce and high prices made the year a prosperous one for the rayats. They were thus enabled to clear off all arrears, pay the revenue and make good the losses of the previous year and yet had plenty over to save or invest in the War Loan. The value of land is steadily increasing and the high prices of cotton have of late induced capitalists from Kaira and adjoining Baroda State limits to come forward for waste land in extensive area. These are sure indexes of the improvement in material condition of the people. It cannot, however, be said that the soil has been made to produce as much as it might with improved methods. The old methods still prevail and are likely to do so under the present system of small holdings. Possibly some of the new capitalists-landowners may set a better example however. As already remarked, foreign trade must remain dull as long as the war lasts. But Ahmedabad which is a centre of the mill industry is doing exceedingly well, while the supply of European goods remains less than usual. At the close of the year the average rainfall of a full monsoon had already been surpassed. With rainfall already recorded the agricultural outlook of the district appears to be very promising.”

Mr. Ghosal, the Collector of Kaira, writes :—

“ The policy of giving out large waste areas to well-to-do agriculturists for cultivation which was followed in Thásra and Kapadvanj talukas was adopted with success in Mátar and Mehmedabad talukas during the year where there were large tracts lying waste for years.

“ Over and above the areas disposed of during the past three years under the special lease 14,820 acres assessed at Rs. 54,539 were given out during the year and about 12,433 acres assessed at Rs. 32,841 were given out on ordinary tenures.

“ One effect of this policy has been the establishment of numerous hamlets in Thásra, Kapadvanj and Mehmedabad talukas and the introduction of the best type of agriculturists. They have introduced improved methods of cotton cultivation and thereby stimulated local agriculture. Cotton is being grown on a very extensive scale and the good profits made have tended to add much to the prosperity of the district.”

Mr. Ghosal has now left the Kaira district of which he has held charge during the last four years. He has laboured hard and successfully for the moral regeneration of the district and for its economic development and has amply justified his modest claim that he is leaving the district a few steps ahead on its upward march.

Mr. Blathwayt, the Collector of Broach, writes :—

“ The season of 1916-17 was very favourable all over the district, the rainfall being ample, regular and well distributed and the result being good crops, abundant fodder supply and improved condition of cattle. Thus with extraordinary high prices of cotton, with prices of food-stuffs at a moderate

figure, ample employment for all, the supply of labour just adequate though scarce, high wages and a good harvest in every way, the economic condition of the district was highly satisfactory. Numerous mortgages were redeemed."

Mr. Kirpalani, Assistant Collector, Broach, writes :—

"The Broach Borah has hitherto enjoyed an unenviable reputation for criminality to which his somewhat excitable temperament makes him prone. But whether it be the effect of education or of increasing prosperity, there has been a remarkable decrease, in recent years, not only in crime, but also in civil litigation in the community. This result, if maintained, cannot but be a source of profit to the community and of gratification to its well-wishers."

Mr. Hudson, Collector of Surat, writes :—

"The year was one of great prosperity for the agricultural classes. The crops were good and the prices were high."

Statistics about the areas held by agriculturists and non-agriculturists, required by paragraph 14 of Government Resolution, Revenue Department, No. 4553, dated 14th May 1914, are given below :—

*Statement showing the area of land held by agriculturists and non-agriculturists in the Northern Division during the years 1915-16 and 1916-17.*

| Serial No. | District.           | Area of land held by agriculturists. |           | Area of land held by non-agriculturists. |           | Total area in 1915-16. | Total area in 1916-17. |
|------------|---------------------|--------------------------------------|-----------|--|-----------|------------------------|------------------------|
|            |                     | 1915-16.                             | 1916-17.  | 1915-16.                                 | 1916-17.  |                        |                        |
|            |                     | Acres.                               | Acres.    | Acres.                                   | Acres.    | Acres.                 | Acres.                 |
| 1          | Ahmedabad ..        | 508,791                              | 504,869   | 226,808                                  | 240,944   | 735,399                | 745,813                |
| 2          | Kaira ..            | 606,545                              | 618,256   | 172,715                                  | 183,423   | 779,260                | 801,679                |
| 3          | Panch Mahals ..     | 265,771                              | 264,370   | 54,709                                   | 56,161    | 320,480                | 320,531                |
| 4          | Broach ..           | 497,303                              | 515,024   | 121,833                                  | 141,824   | 619,136                | 656,848                |
| 5          | Surat ..            | 567,451                              | 572,483   | 166,133                                  | 163,078   | 733,584                | 735,561                |
| 6          | Thána ..            | 731,379                              | 715,995   | 278,538                                  | 289,786   | *1,000,917             | 1,005,781              |
|            | Divisional Total .. | 3,177,240                            | 3,190,997 | 1,020,536                                | 1,075,216 | 4,197,776              | 4,266,213              |

\* Note.—The figures given in the preceding year's report are reported by the Collector to be incorrect and hence the difference of 875 acres.

#### Commissioner, Central Division.

A succession of good seasons materially improved the condition of the agricultural classes who paid the Government demand and in addition invested largely in the war loan, an amount not very much short of the total land revenue demand having been subscribed over the whole Division. The remarks of the Collector of West Khándesh which apply more or less to the rayat generally in all districts are quoted below :—

"Another year of war has come and gone and, for all the difference it has made to this district, the world might almost be enjoying profound peace, it is perhaps incorrect to say there has been no difference, but what difference there is is mostly on the side of advantage to the rayat. Self-sufficient as he very largely is, he has little occasion to resort to outside sources for his necessities and his own products are more sought after than ever; he has every reason to be thankful for the security and peace under which he flourishes. There is probably not a country in the world where the war has been less felt than in India."

The statistics of lands held by 'agriculturists' and 'non-agriculturists' available for the four districts are here given :—

| District.        | Area held by agriculturists in |           | Area held by non-agriculturists in |          | Increase or decrease of area with agriculturists in 1916-17. | Increase or decrease of area with non-agriculturists in 1916-17. |
|------------------|--------------------------------|-----------|------------------------------------|----------|--|--|
|                  | 1915-16.                       | 1916-17.  | 1915-16.                           | 1916-17. |  |  |
|                  | Acres.                         | Acres.    | Acres.                             | Acres.   | Acres.   | Acres.   |
| Ahmednagar ..    | 2,839,533                      | 2,810,176 | 462,666                            | 490,863  | —29,357  | + 28,197   |
| East Khándesh .. | 1,874,824                      | 1,857,890 | 316,443                            | 326,062  | —16,934  | + 9,619  |
| West Khándesh .. | 1,319,808                      | 1,327,657 | 195,609                            | 196,661  | + 8,049  | + 1,052  |
| Sátára ..        | 2,041,707                      | 2,050,196 | 182,756                            | 168,521  | + 8,489  | —14,235  |

The variations in Ahmednagar and Sátára are reported to be mainly due to reclassification of the two classes and in the latter district also to the figures for 1913-14 and 1914-15 being inaccurate.

Commissioner, Southern Division.

Agriculture is the principal means of livelihood of the people whose material prosperity largely depends on the nature of the season. The heavy and unseasonable rains of November 1916 damaged kharif crops, grain pits and thousands of houses in parts of the Karnátic, but owing to the high prices paid for cotton and other agricultural produce and high wages the rayat was able not only to pay off his Government account, but also to support the war loan which reached over 55 lákhs by the end of the year. It is now nearly 90 lákhs. Tagái was not in demand except for rebuilding damaged houses. The condition of cattle was good and fodder supply sufficient. The co-operative movement is making good progress and is extricating the ryot from the domination of the sávkár. The cotton trade was brisk. The weaving industry continued to suffer for want of dyes.

The establishment of a Second Grade Arts College at Dhárwár in spite of financial stringency created by the war was a distinct step in the educational progress. The people of the Karnátic have for many years pressed for an Arts College. The classes have already filled and the Principal considers the students a very fair stamp of young men.

Crime has steadily decreased since 1912. The Home Rule agitation has touched only the educated few in urban areas.

The outlook in the eastern part of the Division was not promising as the first half of the monsoon hardly touched there. Since August rains have been excellent and everything promises well for a bumper rabi crop.

The material condition of the three coast districts differs greatly from that of the Karnátic districts. On the coast the harvest was normal ; but both the soil and the people are poorer and their prosperity is hampered by various disadvantages most of which are due to want of communications along an area intersected by creeks which are only fordable at certain states of the tide.

The present situation in Kánara has been fully described by Mr. Tupper. He has traced the causes that lead to diminution of population and has clearly shown the urgent necessity of encouraging inforest and outforest cultivation, both in the interest of the people and of the exploitation of the vast resources of the forest estate. As already stated, the question of inforest cultivation has engaged my attention and I have held a conference with Forest officers on the question and a policy has been determined. The opening up of railway lines is of equal importance as with the advent of a railway an increase of population is to be looked for and it is a matter of great moment to Kánara and Dhárwár that the Hubli-Sirsi Railway survey has been sanctioned by Government.

Mr. Brander, Collector of Ratnágiri, strongly urges the necessity of improving the Kolhápúr-Ratnágiri road which is the only means of communication with the outside world during the monsoon. I have already reported the matter to Government in the Political Department. It is a very serious question for the Ratnágiri district.

There is little more to be said on the question of the material prosperity and prospects in what is wholly an agricultural area. The Agricultural Department is making headway and doing its best to make two blades to grow where before there was only one, by means of its demonstration farms (of which we cannot have too many) and its exhibitions of ploughing and the use of new agricultural implements. The best signs of prosperity are the increasing wages for labour and its independence which naturally affect the middle classes. A prosperous proletariat is, however, essential if India is to move forward. Development must come from below ; and the high wages now prevalent are the best indication of the growing prosperity of the people. This feature is to be found in Europe and America where high wages have stimulated the production of labour-saving devices and this country is passing through the same phase. The "good old times" when we could get labourers for three annas a day have gone, never to return. The only disquieting feature is that in spite of the rise in wages labour is reported as being less efficient than in the past.

It is expected that after the war the poorer classes will be more ready to invest than to hoard their small savings, as the war loan will teach them the advantages of a safe investment and regular interest.

The large increase in the number of co-operative societies shows that combination is slowly cementing interests hitherto divergent; we find co-operative societies even among school children. Sanitary and agricultural associations and rate-payers' associations show that the combination is not limited to co-operative credit only.

In order to encourage interest in their local surroundings as well as to relieve the District Local Boards of some of their heavy burdens, Notified Areas have been started and several towns are being investigated with a view to the establishment of municipalities.

In the Konkan we find the people extremely backward in all matters, whether co-operation, education or cultivation, and the administration of the Division is considerably hampered by its separation into two separate areas which have little in common with each other either in customs, habits or language. Much of this backwardness is due to the fact that communications are poor and railways are non-existent. The steamer service is bad enough at all times. It is uncomfortable to a degree and irregular. But its inconvenience is accentuated by the lack of all facilities at our ports. The Landing and Wharfage Fees Amendment Act, it is hoped, will improve some of our harbours. At Málvan, for example, there are rocks that prevent the steamer standing in and the people have for years asked to have them removed. I have taken the matter up, but there is not a port where something might not be done to improve landing facilities.

Poor though the Konkans are, they are well off in other ways. Whether it is that the inconvenience of living in the Konkan is too much for any man of energy and spirit or whether it is that those whose locomotion depends on the coasting steamers must be men of "triple brass", the fact remains that they are great travellers and those who stay at home get a great deal of money from their relatives who emigrate to South Africa and elsewhere. The Konkani not only fills our steamers as a lascar, but also our regiments, and remittances from Mesopotamia, Bombay and elsewhere keep those who stay behind in comparative comfort.

In accordance with the orders in paragraph 14 of Government Resolution, Revenue Department, No. 4553, dated 14th May 1914, the following figures showing the area held by agriculturists and non-agriculturists are reported:—

| Serial No. | District. | Area of land held by   |                       |                                   |                     | Total area. |          |
|------------|-----------|------------------------|-----------------------|-----------------------------------|---------------------|-------------|----------|
|            |           | Agriculturists.        |                       | Non-agriculturists.               |                     | 1915-16.    | 1916-17. |
|            |           | 1915-16.               | 1916-17.              | 1915-16.                          | 1916-17.            |             |          |
|            |           | Acres.                 | Acres.                | (Figures in thousands).<br>Acres. | Acres.              | Acres.      | Acres.   |
| 1          | Belgaum   | *1,763<br>94 per cent. | 1,814<br>97 per cent. | 111<br>6 per cent.                | 62<br>3 per cent.   | *1,874      | 1,876    |
| 2          | Bijápúr   | *3,170<br>98 per cent. | 3,181<br>98 per cent. | *60<br>2 per cent.                | 44<br>2 per cent.   | *3,230      | 3,225    |
| 3          | Dhárwár   | 2,152<br>94 per cent.  | 2,150<br>94 per cent. | 126<br>6 per cent.                | 134<br>6 per cent.  | 2,278       | 2,284    |
| 4          | Kánara    | 298<br>87 per cent.    | 301<br>88 per cent.   | 44<br>13 per cent.                | 42<br>12 per cent.  | 342         | 343      |
| 5          | Kolába    | *580<br>76 per cent.   | 585<br>75 per cent.   | *188<br>34 per cent.              | 191<br>25 per cent. | *768        | 776      |
| 6          | Ratnágiri | *527<br>91 per cent.   | 530<br>91 per cent.   | *52<br>9 per cent.                | 51<br>9 per cent.   | *570        | 581      |
|            | Total     | 8,490<br>94 per cent.  | 8,561<br>94 per cent. | 581<br>6 per cent.                | 524<br>6 per cent.  | 9,071       | 9,085    |

Note.— \* Are corrected figures as reported this year.

These figures are only approximate.

In Bijápúr the preponderance of the area held by agriculturists is apparently due to the interpretation put on the definition and does not represent the correct state of affairs.

In Dhárwár and Kánara co-operative societies are doing useful work in helping agriculturists to redeem their mortgaged lands.

In Kolába, Mr. Haldar reports that the figures are obviously misleading because—

(1) in Mahád over two-thirds of the villages are khoti into which the Record of Rights has not yet been introduced ;

(2) the meaning of the term "agriculturist" is not properly understood by many village officers ;

(3) good paddy lands are often in the possession of sávkárs, while large areas of warkas lands are with actual agriculturists.

So long as the continual splitting up of landed property continues, there can be no advance in material prosperity in an agricultural area. The lure of a small piece of land, often a few yards in extent, in Konkan ties the owner to the village and spells stagnation, as on his death the plot, small though it is, will be further sub-divided among his sons. To place a limit on minute sub-divisions, which are imposing an almost insuperable task upon our survey establishment in keeping pace with this rapid division, would operate as some check on the poverty of the people, although it would not entirely destroy the principle of division, as although the plot itself is undivided, the sons can each claim an equal share of the produce, and are able under the Hindu Law of inheritance to enforce their claim in the Civil Court. Where the primogeniture is not the law of inheritance, increasing impoverishment of each succeeding generation is inevitable unless other factors arise to provide more attractive employment than cultivation.

It is only of recent years that labour can command a real living wage. Previously labour was cheap because of the low standard of living imposed upon and accepted by the cultivating classes owing to their small holdings. Their demands were few and a few annas a day sufficed.

Since 1896 when plague first broke out, the population has been reduced in very large numbers and as a consequence the birth rate has suffered seriously. Labour is now scarce and therefore better paid ; and signs are not wanting of recent years that labour is becoming more attractive than cultivation but not infinitely more so. The lure of the land remains and many labourers return to their fields in the sowing and harvest time. Those that remain on the land only get a small share of the actual produce which has to be divided with their returning brothers, and as the demands of our large towns have depleted the farm labour market, the fields yield a poor return owing to inferior cultivation, or if labour has been procured at the current high rates a large amount of the produce is swallowed up in the expenses of labour.

It is easy to see the change that is taking place ; cultivators are more ready to adopt new methods, to introduce new varieties, to grow more paying crops and to avail themselves of labour-saving devices and better methods of cultivation. The time is ripe for the establishment of agricultural farms in every district where labour-saving devices suitable to the district can be brought to the notice of the people.

The provision of the motor tractors in level tracts would undoubtedly improve the outturn of the land. In France it has been widely introduced. "The question of machines is at present one of the most important. The fatal diminution of the supply of labour and teams during the war, which will continue to be felt after the war, gives it a primary place." (International Review of Agricultural Economics, Vol. LXXI, page 125.)

Sub-division of small plots whereby a portion of the land belongs to each sharer has a greater retarding effect in the development of the country than a mere division of the produce, while the whole plot remains in the possession of one man. If a man owns a small divided plot, he must be present to cultivate the plot and to watch the crop and his labour is lost to the community ; but if he can only receive a portion of the produce of the whole plot he is free to take his labour between sowing and harvesting into the labour market. If he becomes prosperous in the labour market he need not even be present at sowing or harvesting, as he can perform his share of the labour at those times vicariously. It is a question therefore whether it is not now possible to introduce legislation to prevent the further splitting up of land.

Another palliative measure is that advocated by Mr. Keatinge, *i.e.*, the formation of homogeneous plots, which a public spirited gentleman is trying to effect in Kolába with a little success. A preparation of the public by a few simple lectures and the formation of an arbitration committee of their own election might possibly be able to effect some improvement and, by pointing out the obvious advantages of uniting several plots scattered at a distance from each other into one block, overcome the natural disinclination to exchange ancestral lands for strange fields.

The enquiries of the Land Readjustment Commission in pursuance of the new Agrarian Reform in Russia to effect an improved distribution of holdings are instructive.

Investigations were held in Russian provinces in all the 47 Governments of European Russia and it is reported that "unification and the rendering contiguous of the parts of holdings has distinctly improved the condition of the land and the method of employing it, in comparison with the time before the land settlement. The fact that the land was so much cut up into parcels and that the parcels were scattered over the whole of the communal property, together with the distance at which they lay from the homesteads, often made it impossible, because unremunerative, to cultivate the strips which were furthest removed in spite of the very noticeable scarcity of land. After the land readjustment there was an unmistakable and total change in the position." Before the redistribution, 212 farmers had more than 100 strips of land, 622 had between 61 and 100 pieces of land, 3,810 had between 6 and 10, and 2,061 had between 4 and 5. There were thousands of holdings of various numbers of strips that need not be recorded here. After the settlement none held more than 6 to 10 pieces of land, and the number that held up to 3 strips of land before the settlement, *i. e.*, 1,390, was increased to 13,197.

The site of the homestead was not considered a separate piece and almost half the number of farms had their lands unified into one piece.

The chief evil of the conditions of peasant farming, the great parcelling of the land and the extent to which the parcels were scattered, has been, if not entirely removed, yet much reduced.

## II.—Inspection.

### 1.—General Inspection.

Commissioner, Northern Division.

There was no change during the year in the personnel of the Collectors in the Panch Maháls and Thána districts. In Kaira and Surat there were temporary changes owing to the absence on leave of Messrs. Ghosal and Hudson respectively. In Ahmedabad and Broach Messrs. Simcox and Emanuel were relieved respectively by Messrs. Chatfield and Blathwayt towards the end of the touring season.

There were numerous changes in the personnel of the sub-divisional officers, only four out of the 15 sub-divisions remaining in charge of the same officer throughout the year. Owing to the special work in connection with the popularization of the war loan, the Collectors' presence was required more frequently at their head-quarters and consequently their usual tour had to be curtailed. The early break of the monsoon also came in the way. For these reasons, the amount of inspection work done by the Collectors was less than usual. The Collectors inspected the táluka and mahál offices in their districts as under :—

| Name of Collector.                | Number of offices inspected. |
|-----------------------------------|------------------------------|
| (1) Collector of Ahmedabad        | .. 5                         |
| (2) Collector of Kaira            | .. 2                         |
| (3) Collector of the Panch Maháls | .. 5                         |
| (4) Collector of Broach           | .. 6                         |
| (5) Collector of Surat            | .. 8                         |
| (6) Collector of Thána            | .. 10                        |

All the Huzur Account Offices were inspected before the close of the year by the Collectors concerned. The usual inspection of táluka kacheries, sub-registrars' offices, schools, dispensaries, liquor-shops, etc., was carried out adequately by all the sub-divisional officers.

Mr. Fox, Assistant Collector, Ahmedabad, writes :—

“ A good deal of time was spent on conducting the audit of kacheries and villages according to the new method. It was found that the staff had got a good grasp of the new forms and only minor technical faults or misunderstandings had to be pointed out. There is no doubt that this system is immensely superior to the old haphazard one.”

I inspected ten táluka and mahál offices, one Political Agent's office and the Salsette Development Officer's office as well as the office of the Tálukdári Settlement Officer, Gujarát.

Commissioner, Central Division,

Changes of personnel among Collectors occurred in all districts except West Khándesh and Sátára. Some of the sub-divisions also changed hands, and these changes were most frequent in Poona.

The amount of inspection done by the Collectors was satisfactory, and their tours well arranged. War loan and recruiting work took up a large part of the time of all District officers.

For the sake of economy instructions were issued to the Pránt Officers as in last year to curtail their tours as far as possible after the Easter holidays.

I did not inspect any Collectors' offices, but three Huzur Account offices and eight táluka kacheries were examined ; no serious irregularities were noticed.

Commissioner, Southern Division.

There was no change in the personnel of Collectors in Kánara and Ratnágiri. In other districts short leave changes occurred.

The tours of all the Collectors were adequate and their inspection work sufficient except Bijápur where only 93 villages were visited in the year.

| Serial No. | Name of District. | Number of villages visited in which no routine inspection or short inspection was done. | Number of villages visited in which routine inspection was done. |
|------------|-------------------|---|--|
| 1          | Belgaum ..        | 20  | 230  |
| 2          | Bijápur ..        | 3   | 90   |
| 3          | Dhárwár ..        | 85  | 99   |
| 4          | Kánara ..         | 18  | 139  |
| 5          | Kolába ..         | 137   | 60   |
| 6          | Ratnágiri ..      | 43  | 177  |

All táluka and mahál offices, except four tálukas in Dhárwár and one mahál each in Belgaum, Bijápur and Ratnágiri and two maháls each in Dhárwár and Kánara, were inspected by the Collectors. The Collector of Dhárwár, though he did not inspect four táluka and two mahál offices, has camped at all those stations except at one, viz., Navalgund, and has made an extended tour in the south-eastern portion of the district which in recent years has not been visited by Collectors.

The Huzur Account offices were examined by all the Collectors except Dhárwár. Mr. Turner, whose attention was last year drawn to the instructions contained in the Commissioner's No. 3281, dated 24th July 1915, printed in the preamble of Government Order, Financial Department, No. 3190/1915, again omitted to inspect the Account office. His attention is being drawn to this omission. He will be asked to explain this omission.

This year also the touring of Pránt Officers was ordered to cease after the Easter holidays unless there was any special work such as re-writing the Record of Rights which rendered further touring advisable. Pránt Officers spent that period in organising War Loan Committees and supervising loan collection work. The touring done by them was sufficient. They inspected all táluka and mahál offices in their charges except those inspected by the Collectors.



I inspected four Collectors' and five Pránt offices, four Huzur Account offices, seven táluka offices and one mahál office and the District Local Boards of Bijápur, Kolába and Ratnágiri. I did not inspect Kánara and Belgaum Huzur Account offices as they were inspected by the Accountant General.

**Extract.**

**NORTHERN DIVISION.**

W. F. Hudson, Esq., I. C. S., Collector, Surat.

Careful investigation having shown that three sub-divisional officers were unnecessary in this district, proposals were submitted to Government for the abolition of the Central Pránt and have been sanctioned since the close of the year. This will effect a considerable saving in expenditure, without affecting the efficiency of the administration.

*2.—Destruction, Indexing and Sorting of Records.*

Commissioner, Northern Division.

The records for the year 1885-86 were sorted and B, C and D papers destroyed in accordance with the instructions in Appendix II to the new A B C D Lists.

The records of the years prior to 1857 in the Huzur Record Rooms at Kaira and Surat which remained to be sorted and destroyed at the end of the last year were dealt with in the year under report, while the work of sorting the remaining portion of the English records of the Ahmedabad Collector's office is now being done.

The indexed slip system of correspondence has by now been introduced throughout the Division and a distinct and appreciable reduction of work has resulted in most of the táluka kacheries. The superfluous posts are being abolished wherever possible and the savings thus created utilized in raising the salary of the remaining staff.

Commissioner, Central Division.

Conformably with paragraph 7 of Government letter No. 7919, dated 22nd August 1911, the Collectors have made no remarks on this subject in their reports.

The re-sorting of all records prior to 1885 according to Mr. Anderson's A B C D lists has been completed in the tálukas inspected by the Commissioner during the year under report. The papers for the year 1915 and onwards have been sorted according to these lists. The scrutiny of non-A papers is being done by Mámlatdárs and Pránt Officers and the non-A papers will be due for destruction during the next year. No errors or omissions in the new lists have so far been reported to this office by the officers using the lists. While inspecting the Huzur Record Office at Násik in November 1916 it was found that proceedings held for framing the watan registers of pátils and kulkarnis were kept aside as non-A papers. On a reference from this office, however, Government have in their Order No. 7970, dated 2nd July 1917, decided to preserve these proceedings as A papers. It was also noticed that in some táluka record rooms papers were not properly arranged on different shelves. The Commissioner is insisting on having the records arranged in a methodical and businesslike manner so that any intelligent kárkun who does not actually know the office records can at once find out the particular papers which he wants in the absence of the record kárkun.

In the Ahmednagar district Mr. Mead's slip-system has been working since 1913-14 under which an index slip is prepared after a case is finished and filed. In the remaining districts except East Khándesh Mr. Anderson's pre-index slip system has been adopted with or without modifications. The system is still in an experimental stage and the Huzur and táluka offices have not been fully initiated into its methods. The subject is receiving due attention at the hands of District Officers. The Collector of East Khándesh is being asked whether he cannot now make a start with the system; it is gaining ground in other districts in the Division and must be adopted everywhere.

Commissioner, Southern Division.

Sorting of the record up to 1884-85 according to the new A B C D lists has been completed in Belgaum, Dhárwár and is in progress in other districts.

Of the *tálukas* inspected by the Commissioner the work was completed up to 1883-84 in two *tálukas* and up to 1884-85 in the rest.

The destruction of old 'B' records is up to date.

### III.—Revenue Establishments, including Village Officers and Land Records Staff.

#### 1.—Land Revenue Staff.

##### Commissioner, Northern Division.

All the 15 rupees posts in all the districts of the Division have been abolished and the lowest starting salary of a revenue *kárkun* is now Rs. 20. To avoid the consequent undesirable congestion in the last grade, all the inspecting officers have been given instructions to endeavour to replace quantity by quality. Thirteen posts in Rs. 20 grade were thus abolished during the year under report and the savings thus resulting were utilized in raising the pay of the other posts in the Rs. 20 and higher grades. In spite of this, the maximum pay to which those who enter the Lower Branch can ordinarily aspire being Rs. 45, it has ceased to attract a good type of candidates and complaints about the paucity of School Final or matriculated hands are frequent. For instance Mr. Leathem, Assistant Collector, *Thána*, writes :—

“The scarcity of English-knowing clerks is such that we are rapidly approaching a break down. At present the English work is greatly delayed in some *tálukas*, especially if any English *kárkun* gets ill. The plain fact is that there are far too few English-knowing clerks at present to do the English work efficiently, and in a few years, if substantial inducements to English-knowing men are not offered, it will not be possible to do the work at all.”

This question of the improvement of the prospects of the Lower Branch was considered by the Divisional Commissioners in conference and a joint report was submitted to Government in November 1917.

The *Mámlatdárs* and *Maháلكaris* in the Division have all of them displayed commendable zeal and energy in pushing on and popularizing the war loan in their respective charges.

My own office has worked with its usual zeal and efficiency, and I am indebted to my Assistants, Messrs. Smith and Kavi, for their hard work and careful supervision.

##### Commissioner, Central Division.

The *Mámlatdárs* and *Maháلكaris* and their staff have had to cope with extra work in connection with the war loan and recruiting; and I confidently say that on the whole they responded well to the call. A detailed report on war loan work has been separately submitted to Government.

A *Maháلكari* (*Bhadgaon*, East *Khándesh*), who is charged with getting up false evidence in a murder case, absconded to avoid prosecution, and a *Mámlatdár* (*Pátan*, *Sátára*), who was found to have committed grave offences including repeated falsification of his records, has been suspended and is being prosecuted.

Two brothers, one a Sub-registrar and the other a Municipal Chief Officer in East *Khándesh*, were prosecuted for bribery, convicted, and sent to jail.

The subject of improving the prospects of the subordinates of the Revenue Department has been under consideration for some time and the Commissioners have considered it in conference. There is no doubt that the rise in prices which has been steadily progressing for the past ten or twelve years has resulted in the present pay being found too low to secure efficiency and good recruits.

##### Commissioner, Southern Division.

The work of *Mámlatdárs* and *Maháلكaris* was generally satisfactory. Their work was very heavy this year. The war loan organisation made great demands on their personal efforts. Recruiting also added much to their evergrowing work. In *Bijápur* and parts of *Dhárwár* the heavy rains and floods in October necessitating widespread relief imposed heavy burden on them. In all these matters they have acquitted themselves creditably.

The late *Mámlatdár* of *Dápoli* (Mr. V. V. Gaytonde), whose negligence of Treasury rules and procedure facilitated large and prolonged defalcations and who

was reduced by me from 3rd to 4th grade, has been removed from service by order of Government as he declined to accept the only available post for a non-mámlat-dár and the question of granting him a compassionate allowance is pending.

Of the subordinate staff many English-knowing clerks have been deputed to the Military Accounts Branch. This has accentuated the short supply of English-knowing clerks in táluka offices. There is no branch of office work in the tálukas which can now be carried out fully and satisfactorily by clerks who do not know English. Complaints continue to be made that the present division of the subordinate service into the Lower and Upper Branches does not attract English-knowing candidates. This matter has been discussed recently in the Commissioners' conference and proposals for effecting immediate improvements in the Lower Branch will be sent up.

The index-slip system of correspondence was introduced in one more táluka in Belgaum. Mr. Sedgwick's system of supervising correspondence in Pránt offices referred to in my last year's report is identical with Mr. Anderson's slip system except that he incorporates the slips in a correspondence register in which the slips are arranged in sequence. At the end of the year new registers are opened to which all outstanding cases are transferred. Its advantage over the slip system is, this is a permanent register and so less liable to be tampered with and enables an inspecting officer to be sure that no slips are kept back from him. The question of its introduction in other Pránt offices as an experiment is under consideration.

## 2.—*Land Records Staff.*

### Commissioner, Northern Division.

The work of District Inspectors and Circle Inspectors is reported to be on the whole satisfactory. The disposal of measurement cases has also been satisfactory in all the districts. The village-site survey of (1) Shehera, (2) Vejalpur, (3) Garbada and (4) Jhálod in the Panch Maháls was completed during the year under report.

The experiment of entrusting all the measurement work in a district to Special Measurer Circle Inspectors sanctioned in Government Order, Revenue Department, No. 4618, dated 2nd May 1916, was tried in Broach and Surat districts during the year under report and the results achieved were on the whole encouraging. The experiment will now be extended into some other districts.

Boundary marks were repaired according to the sanctioned programme in all the districts except in 24 villages, Thána, where the Pránt officers ought to have taken steps in advance for the employment of additional temporary Circle Inspectors to be paid from the amount realized on account of penal rates leviable from the rayats. The Collector expects to clear off the arrears in the current season.

The new system of putting one mark at each corner instead of three or more was given a trial in all the districts and the general opinion is in its favour, except in Thána where it was not found suited to the peculiar conditions of the district as stones of the prescribed large size are not available there. The system would be continued to be tried during the current year also in select villages.

### Commissioner, Central Division.

The work done by the District Inspectors was generally satisfactory. The Superintendent of Land Records writes :—

“The amount of outdoor work of these officers in the matter of the inspection of Record of Rights, crop inspection, boundary marks inspection, etc., was generally fairly adequate.”

The Circle Inspectors' work has also been reported to be fair. They had their full share in the extra work of collecting the war loan. The Collector of Sátára says :—

“The work of the staff has undoubtedly improved in quality and extent. This is entirely due to the Circle Inspectors' class, which has amply justified its institution and continues to grow in popularity. I receive more applications for permission to attend it than I can accept. This fact proves that the treatment given to Circle Inspectors makes the prospect of service in that branch attractive.”

Under recent orders of Government the control of the staff of surveyors in Sátára was transferred to the Land Records Department and its working is being watched.

The experiment of having one boundary mark of any authorized kind at each bend or corner of a field instead of several marks of a special kind is reported to have been successful in all the districts; the Superintendent of Land Records reports that the system was much liked by the people in East Khándesh, who took to it willingly. Land-holders generally preferred stones to pillars and earthen mounds. The question of the continuance of the experiment was recently considered by the Commissioners in conference and a joint report will shortly be submitted.

Good progress was made in measurement work. The Superintendent of Land Records reports that including 185 cases of the previous year there were 3,069 cases for disposal, of which 2,753 were finished. Poona, East Khándesh, Sátára, and Ahmednagar are responsible each for 47, 45, 50 and 49 respectively of the pending cases.

#### Commissioner, Southern Division.

The work of District Inspectors and Circle Inspectors was satisfactory. The probationers for the Upper Branch of the Subordinate Revenue Service appointed as Circle Inspectors in Bijápur, Kolába and Ratnágiri are well reported on.

I scrutinised the lists of appointments reserved for Circle Inspectors in the districts in accordance with Government Resolution No. 6970/1910 and found sufficient number of posts on Rs. 30 and over reserved for them in all districts except Belgaum. I have informed the Collector of Belgaum that his list requires to be improved as it is very necessary that Circle Inspectors should receive special treatment as their work is most arduous and responsible.

#### Measurement Cases.

The disposal of measurement cases was as under :—

| Name of District. | Opening balance. | Received in the year. | Total. | Disposed of. | Balance. |
|-------------------|------------------|-----------------------|--------|--------------|----------|
| Belgaum ..        | 122              | 532                   | 654    | 551          | 103      |
| Bijápur ..        | 46               | 275                   | 321    | 286          | 35       |
| Dhárwár ..        | 369              | 460                   | 829    | 563          | 266      |
| Kánara ..         | 171              | 320                   | 491    | 395          | 96       |
| Kolába ..         | 53               | 123                   | 176    | 152          | 24       |
| Ratnágiri ..      | 112              | 268                   | 380    | 342          | 38       |
| Total ..          | 873              | 1,978                 | 2,851  | 2,289        | 562      |
| 1915-16 ..        | 921              | 2,101                 | 3,025  | 2,152        | 873      |

In accordance with the orders in Government Resolution, Revenue Department, No.4618/1916 special instructions were issued for the disposal of measurement work, including the measurement of newly formed pôt hissas in tálukas in which pôt hissa survey has been completed by the Circle Inspectors' establishment deputed for measurement work, aided where necessary by temporary measurers or Field Party surveyors. As a result, the arrears have been reduced everywhere except in Dhárwár. Out of the arrears in Belgaum, 67 cases were received at the close of the measurement season, while in Dhárwár the arrears were not reduced to the extent anticipated as the whole party of surveyors deputed by the Superintendent, Land Records, could not be employed on this work for the full period of seven months, as half the number were employed for three months on the measurement of inám-mixed numbers. I have now instructed the Collector to require every ordinary Circle Inspector who knows measurement to measure at least two cases every month in the fair season, so that the cases for disposal by the special staff of measurers may be reduced and the arrears cleared off during the ensuing season.

In addition to the measurement work dealt with above the following progress was also made in the measurement of newly formed hissas in tálukas where pôt hissa survey has been completed.

| District. | Number of<br>now hissas<br>for<br>measure-<br>ment. | Number of<br>hissas<br>measured. | Number of<br>hissas<br>outstand-<br>ing on 31st<br>July 1917. |
|-----------|---|----------------------------------|---|
| Belgaum   | 1,869   | 1,869                            | ..  |
| Dhárwár   | 9,626   | 302                              | 9,324   |
| Bijápur   | 3,650   | 3,650                            | ..  |
| Kolába    | 1,005   | 1,005                            | ..  |
| Ratnágiri | 1,395   | 1,042                            | 353   |
| Total     | 17,545  | 7,808                            | 9,677   |

The staff employed on measurement work was as under :—

| District. | Number of Circle Inspectors.   |
|-----------|--|
| Belgaum   | .. 1 General Duty Circle Inspector till February 1917.<br>3 Special Circle Inspectors.<br>3 Field Party Surveyors.<br>2 Temporary hands for 2½ months each.                    |
| Bijápur   | .. 1 General Duty Circle Inspector.<br>8 Taluka Circle Inspectors.   |
| Dhárwár   | .. 1 General Duty Circle Inspector till end of January 1917.<br>3 Temporary Measurer Circle Inspectors.<br>6 Field Party Surveyors (3 for seven months and 3 for four months). |
| Kánara    | .. 1 General Duty Circle Inspector.<br>5 Special Circle Inspectors.<br>1 Ordinary Circle Inspector.  |
| Kolába    | .. 1 General Duty Circle Inspector.<br>7 Taluka Circle Inspectors.   |
| Ratnágiri | .. 1 General Duty Circle Inspector.<br>4 Special Circle Inspectors.  |

#### Boundary Marks.

Mr. Seddon's system was tried in all the villages selected for boundary marks inspection in Belgaum, Bijápur and Dhárwár, in 12 villages of Kánara and 10 of Kolába. It was not tried in Ratnágiri as it was found unsuitable to that district.

In the Karnátic districts the system is appreciated by ryots and is found to be suitable and has been adopted voluntarily in several villages not selected for the experiment. In the Konkan it would not appear suitable. Mr. Tupper desires to try the system further. In Kolába Mr. Alcock finds the system unsuitable as the fields are irregularly shaped and minutely sub-divided and each bend is marked by small stones in addition to stones at corners. The continuance of the system in the Konkan may therefore be left to the choice of the ryots.

Mr. Brander has flatly pronounced against the system. He reports :—

“Mr. Seddon's system as applied to Ratnágiri is of no practical utility. It was not based on knowledge of Ratnágiri conditions. It causes excessive expense to the ryots. \* \* \* The people wherever it was tried were opposed and complained bitterly of it. To force it on them is illegal. \* \* \* The existing system is quite satisfactory and economical and is superior for identifying the survey numbers.”

I consider much of the opposition is due to misunderstanding by the ryots. The system is only employed where repairs are needed. It does not mean a change of existing practice where the boundary marks are satisfactory.

The subjoined statement shows the progress of boundary marks inspection work.

| Name of District. | Number of<br>Villages<br>selected for<br>work. | Number of<br>villages<br>completed. | Number of<br>villages<br>in which the<br>work was<br>incomplete. |
|-------------------|--|-------------------------------------|--|
| Belgaum           | 106  | 93                                  | 13   |
| Bijápur           | 84   | 84                                  | ..   |
| Dhárwár           | 146  | 144                                 | 2  |
| Kánara            | 145  | 145                                 | ..   |
| Kolába            | 161½   | 160½                                | 1  |
| Ratnágiri         | 29½ + 8½<br>arrears.                           | 25½ + 1½<br>arrears.                | 11½  |

Except in Belgaum and Ratnágiri the progress done is satisfactory.

## 3.—Village Officers.

Commissioner, Northern Division.

Punishments inflicted on village officers in the Division during the year are shewn in the table given below :—

| Serial No. | District.       | Patels.      |                  |                   | Talátia.     |                   |                   |
|------------|-----------------|--------------|------------------|-------------------|--------------|-------------------|-------------------|
|            |                 | Total Number | Number suspended | Number dismissed. | Total Number | Number suspended. | Number dismissed. |
| 1          | Ahmedabad ..    | 578          | 3                | 1                 | 242          | ..                | ..                |
| 2          | Kaira ..        | 611          | 20               | ..                | 328          | 4                 | 2                 |
| 3          | Panch Mahals .. | 735          | 2                | ..                | 129          | ..                | ..                |
| 4          | Broach ..       | 562          | 2                | ..                | 227          | 4                 | ..                |
| 5          | Surat ..        | 769          | 2                | ..                | 406          | ..                | ..                |
| 6          | Thána ..        | 1,686        | 12               | 3                 | 317          | ..                | 4                 |
|            | Total ..        | 4,941        | 41               | 4                 | 1,649        | 8                 | 6                 |

The increase in the total number of patels as compared with that shewn in the previous year is mainly due to the inclusion in it of the number of police patels of inám villages.

The record of punishments was the highest in Kaira as usual. But this may be explained by the fact that strict measures were found necessary to prevent the patels from concealing and abetting crimes.

The average capacity and quality of work of the Thána village officers continues to be low. Out of 1,686 patels in the district only 229 or 13.6 per cent. are literate. The remuneration of the watandár patels, almost all of whom are illiterate, is meagre, being as low as Re. 1-8-0 *per year* in some cases.

Commissioner, Central Division.

The percentage of patels and kulkarnis in the Division suspended and dismissed was 1.3 and .3 respectively. Fourteen village officers were prosecuted, of whom five were convicted. Good service was rewarded suitably at darbárs or otherwise.

Village officers also assisted in the collection of the war loan. The Collector of West Khándesh writes :—

“The village officers generally worked well throughout the year; much of the success of the war loan is due to their influence in their villages.”

The Collector of Sátára remarks :—

“The patels did good work in connection with the war loan \* \* \* ”

Police patels invested with special powers did a fair amount of work. The Collector of West Khándesh says that the work of 17 Bhil patels who exercised special powers was satisfactory.

As regards commutation of kulkarni watans, no material progress was made. A large number of watandár kulkarnis who had agreed to commute their services have given notices of suits against Government alleging coercion and pressure and in a few cases suits have been actually filed.

Commissioner, Southern Division.

The following statement shows the punishments inflicted on the village officers :—

| District.    | Kulkarnis, including talátis, shánbhogs and japtidars in the Ratnágiri district. |               |                   |                   | Pátils.       |               |                   |                   | Remarks. |
|--------------|--|---------------|-------------------|-------------------|---------------|---------------|-------------------|-------------------|----------|
|              | Total Number.  | Number fined. | Number suspended. | Number dismissed. | Total Number. | Number fined. | Number suspended. | Number dismissed. |          |
| Belgaum ..   | 674  | 4             | 12                | ..                | 1,181         | 3             | 22                | 2                 |          |
| Bijápur ..   | 688  | 74            | 18                | 1                 | 1,233         | 24            | 17                | ..                |          |
| Dhárwár ..   | 851  | 4             | 20                | ..                | 1,481         | 12            | 23                | 3                 |          |
| Kanara ..    | 336  | 1             | 12                | 3                 | 865           | 4             | 12                | 7                 |          |
| Kolába ..    | 256  | ..            | 4                 | 3                 | 1,693         | ..            | 7                 | 2                 |          |
| Ratnágiri .. | 208  | 1             | 1                 | 2                 | 1,308         | 7             | 16                | 5                 |          |
| Total ..     | 3,013  | 84            | 67                | 9                 | 7,761         | 50            | 97                | 19                | 326      |
| 1915-16 ..   | 3,181  | 20            | 73                | 8                 | 7,855         | 11            | 89                | 16                | 217      |

There is a noticeable increase in the number fined and Bijápur is responsible for this to a great extent. I have reason to suppose there has been some slackness as pointed out in Mr. Bayley's report last year. Mr. Deshpande writes:—

“The work of kulkarnis and pátils is being strictly watched and this together with the various suspensions, warnings and fines is improving the tone of their work.”

The recent orders declaring the School Final Examination (Vernacular or English) an additional educational test for kulkarnis are expected to attract to the service better type of men. It may, however, be necessary to introduce this rule gradually and to make exceptions in favour of deputies who have rendered approved service in the past. In Dhárwár two school masters preferred to throw up their appointments in order to serve as kulkarnis.

Mr. Namjoshi reports some difficulty in securing School Final men in many places, while Mr. Turner recommends that the age limit for appearing for the Vernacular Final Examination (which is 25) should not be enforced in the case of representative watandárs who have not previously served. Under the rules published in Government Notification No. 1738-A. of 1915, Educational Inspectors have power, in special cases, to allow candidates who have completed 25th year to appear for the examination. These matters are engaging the attention of the Commissioner.

Nine kulkarnis and twelve pátils were prosecuted for various offences committed in the discharge of their duties, four kulkarnis and seven pátils were convicted, three kulkarnis and three pátils were acquitted or discharged and the cases against two kulkarnis and two pátils are pending.

Rewards in the shape of gold rings, silver wristlets, turbans, coats, blankets, etc., were distributed to 61 pátils, 52 kulkarnis (including talátis and shánbogs), nine sanadis, four ugránis and five mahárs. Of these one kulkarni and two pátils in Belgaum were given rewards by the Forest Department for fire protection and assistance in forest matters. Two kulkarnis and seven pátils in Ratnágiri were rewarded by the Survey Department for assistance in pôt hissa work and two pátils in Bijápur were rewarded by the Police Department for assistance in detecting crimes.

There are 115 police pátils exercising special powers, of whom there are only five in Bijápur. The Collector has been asked to consider whether more pátils cannot be found in the district fit to be invested with special powers to deal with petty cases. There were no complaints about the abuse of powers by any of these pátils.

There were seventeen complaints about non-payment of baluta to mahárs in Ratnágiri. Six of them were amicably settled, five were disposed of by panchas under section 18, Watan Act, and six are pending inquiry.

#### Extract.

##### NORTHERN DIVISION.

S. M. Bharucha, Esq., Collector, Thána.

In order to ensure the correct writing up of the crop and tenancy registers, the Collector after convening a conference of Pránt and Táluka Officers, issued a circular enjoining that one or two villages in a saza should be selected for complete crop inspection during the year under report as it was found that the talátis were in the habit of writing up the registers without actually visiting all the fields. The result of the orders has been a satisfactory improvement in the village officers' work. I have submitted a special separate report on the subject.

#### 4.—*General remarks on progress made in the measurement of sub-divisions of Survey Numbers.*

Commissioner, Northern Division.

The work of measurement of sub-divisions of survey numbers in the North and South Daskroi tálukas of the Ahmedabad district was taken up during the year under report and was completed in all but 16 villages of the former and one of the latter táluka. The work was done in Borsad and Kapadvanj tálukas and in 14 villages of Mehmedabad also in the Kaira district. In all 32,392 sub-divisions were measured in 37 villages in that district. The work of measurement in Mátar táluka and the remaining villages of Mehmedabad has been postponed pending Government sanction to the revision settlement proposals for these two tálukas which have already been submitted to Government. The special measuring staff of

Circle Inspectors consisting of five men in Broach and four in Surat entertained as per Government Order, Revenue Department, No. 4618, dated 2nd May 1916, measured 3,004 and 2,475 sub-divisions respectively in those districts during the year under report. The work done by the special staff was tested by the Superintendent and the District Inspectors of Land Records and has been reported to be satisfactory. In Párdi táluka of the Surat district where the taláti scheme of measurers was tried, 757 sub-divisions were measured by plane-table by the taláti trained for that purpose. In Thána the measurement of sub-divisions was undertaken simultaneously with the work of re-writing the Record of Rights in one circle of each of the Máhim, Bassein and Kalyán tálukas. The unfinished work in seven villages of the Murbád táluka was also completed during the year under report.

#### Commissioner, Central Division.

The measurement of sub-divisions is steadily progressing. As reported by the Superintendent of Land Records, nearly two lákhs of sub-divisions were measured and mapped in 483 villages in the Division. Plague interfered with the work to some extent.

#### Commissioner, Southern Division.

In the Karnátic measurement of sub-divisions was completed in Sampgaon and continued in Belgaum and Khánáptr. It was completed last year in Dhárwár and Bijápur districts. In the Konkan the work was done in 43 villages in Ratnágiri and 136 villages in Kolába.

An unsettled inám village in Karjat was selected by the Settlement Commissioner for the preparation of a Record of Rights under Government Order No. 1721/1916.

The hissa survey establishment consisted of :—

- A .. 8 Parties in the Karnátic of 71 measurers gradually raised to 101.
- B .. 7 Parties in Ratnágiri of 61 measurers and 7 nimtándárs.
- C .. 4 Parties in Kolába of 38 measurers and 4 nimtándárs.

The work turned out by these parties was as under :—

| Parties. | Number of hissas measured. | Number of hissas amalgamated.                                 |
|----------|----------------------------|---|
| A .. ..  | 67,530                     | There was no amalgamation work to be done.<br>9,934<br>15,424 |
| B .. ..  | 52,104                     |   |
| C .. ..  | 25,658                     |   |

The total demands and recoveries were :—

| District.       | Demands | Recoveries. | Balance. |
|-----------------|---------|-------------|----------|
|                 | Rs.     | Rs.         | Rs.      |
| Belgaum .. ..   | 13,628  | 11,600      | 2,028    |
| Ratnágiri .. .. | 48,562  | 6,583       | 41,979   |
| Kolába .. ..    | 28,199  | 14,346      | 13,853   |

The large arrears in Ratnágiri and Kolába are due to demand statements being sent to Ratnágiri after the close of the year and to Kolába in April last. This delay was caused by correction of discrepancies in akárophod patraks.

The cost of measurement per hissa (except in Mahád táluka where a solid survey was done) was Re. 0-5-0 to 0-8-3 in the Karnátic and Re. 0-4-9 to 0-7-0 in the Konkan.

Arrangements were also made for the measurement of newly formed hissas in tálukas in which hissa survey has been completed. The progress made in this work is shown in paragraph III (2).

In Kánara hissa survey has not yet been commenced. As survey numbers in this district are rapidly split up, it will be interesting to see how far the pôth hissa survey can compete with the work.



## IV.—Special Matters.

## 1.—Record of Rights.

## Commissioner, Northern Division.

The record and the mutation register are on the whole maintained efficiently and regularly. As the work of measurement of new sub-divisions in the talukas where the pôt hissa measurement has been once completed is being done by the special measuring staff, a gradually increasing degree of efficiency is being attained. The Record of Rights was newly introduced in the four resumed kasbati villages of Vani, Thori Mubarak and Thori Vadgas of Viramgam taluka and Chhãrodi in the Sãnand mahál of the Ahmedabad district, in the Panch Maháls in the Mewási village of Naran Paginu Muvadu of the Kálol taluka and in the inám village of Salia in the Godhra taluka ; also in the village sites of seven villages in the Broach district. It was extended to towns and cities in which city surveys have recently been made and also to the suburbs of Ahmedabad. In Ahmedabad the old city survey record is being brought upto date so far as possible by the existing staff on the lines of Mr. Anderson's informal method ; that is to say, the Record of Rights law has not yet been applied to the city proper.

The subjoined table shows where the re-writing of the record was due during the year and how far it has been done :—

| Places where re-writing was due.                                  | Remarks.  |
|---|---|
| Panch Maháls ..   | Postponed until pôt hissa measurement is carried out.   |
| Broach, A'mod, Jambusar and Wágra talukas of the Broach district. | Work complete in Broach, A'mod and Jambusar and rough copy being prepared in Wágra.   |
| All the talukas of the Surat district.                            | Work complete in Government and surveyed inámi and sarakati villages.   |
| 21 Circles of the Thána district ..                               | Work complete in four circles, while preliminary work of checking entries in 16 circles was completed, and the work of re-writing fair copy of the record is in progress. In one circle the work was postponed. |

In the Narwádári and Bhágdári villages the preparation of the record in the new forms was taken up and completed during the year under report in the Kaira villages, in Broach the work of preparing the rough copy is in progress and in Surat it is complete.

## Commissioner, Central Division.

Details regarding the re-writing of the Record of Rights in each taluka or mahál are given in the accompanying statement as required by the standing orders. As regards Násik, though the Collector makes no remarks under this head, the Superintendent of Land Records reports that re-writing work was undertaken in seven talukas. It was started in a few inám villages in the district and finished in the Government villages in one taluka (Kalvan).

The record is—as has been before reported—gaining in accuracy and popularity. The Collector of West Khándesh remarks :—

“The record is maintained in good order and its accuracy leaves little to be desired ; the people have a keen appreciation of its benefits.”

The Collector of Sátára says :—

“Sustained attention is being devoted to the Record of Rights and its subsidiary registers and it is believed that the standard of accuracy has greatly improved. \* \* \*”

| Name of taluka or mahál. | When the Record of Rights was last re-written. | When the Record of Rights is due for next re-writing. | Remarks.   |
|--------------------------|--|---|--|
| <i>Ahmednagar.</i>       |  |   |  |
| 1. Nagar ..              | 1911-12  | 1917-13   | The re-writing of the Record of Rights has been completed in Shevgaon taluka and Páthardi mahál and in 41 villages of the Párner taluka. The re-writing work is in progress in Nagar taluka. |
| 2. Kopargaon ..          |  |   |  |
| 3. Newasa ..             |  |   |  |
| 4. Jámkhed ..            | 1912-13  | 1918-19   |  |
| 5. Akola ..              |  |   |  |
| 6. Sangamner ..          | 1914-15  | 1920-21   |  |
| 7. Shrigonda ..          |  |   |  |
| 8. Karjat ..             | 1915-16  | 1921-22   |  |
| 9. Párner ..             |  |   |  |
| 10. Ráhurí ..            | 1916-17  | 1922-23   |  |
| 11. Shevgaon ..          |  |   |  |
| 12. Páthardi ..          |  |   |  |

| Name of taluka or mahál.    | When the Record of Rights was last re-written. | When the Record of Rights is due for next re-writing. | Remarks.  |
|-----------------------------|--|---|---|
| <i>East Khándesh.</i>       |  |   |   |
| 1. Chopda ..                | 1911-12  | 1916-17   | The re-writing of the record is done in all the talukas of the district. The second re-writing in the Bhusával and Páchora talukas and Edalabad peta was taken up and completed during the year 1916-17. The quinquennial revision of the record in Chopda taluka was postponed till 1917-18. The re-writing of rough copies of Bhusával taluka and Edalabad peta is complete. The fair copy is in progress.  |
| 2. Bhusával ..              | 1916-17  | 1921-22   |   |
| 3. Edalabad ..              |  |   |   |
| 4. Páchora ..               | 1912-13  | 1917-18   |   |
| 5. Jalgaon ..               |  |   |   |
| 6. Jámno ..                 |  |   |   |
| 7. Bhádgaon ..              | 1913-14  | 1918-19   |   |
| 8. Chálishgaon ..           | 1914-15  | 1919-20   |   |
| 9. Erandol ..               | 1915-16  | 1920-21   |   |
| 10. Amalner ..              |  |   |   |
| 11. Párola ..               |  |   |   |
| 12. Yával ..                |  |   |   |
| 13. Ráver ..                |  |   |   |
| <i>West Khándesh.</i>       |  |   |   |
| 1. Shirpur ..               | 1911-12  | 1916-17   | Postponed pending revision of taluka.   |
| 2. Sháhúda ..               | 1912-13  | 1917-18   |   |
| 3. Taloda, 2 circles ..     |  |   |   |
| 1 circle ..                 | 1913-14  | 1918-19   |   |
| 1 circle ..                 | 1914-15  | 1919-20   |   |
| 4. Sákri, 2 circles ..      | 1912-13  | 1917-18   |   |
| 1 circle ..                 | 1914-15  | 1919-20   |   |
| 2 circles ..                | 1915-16  | 1920-21   |   |
| 5. Nandurbár, 1 circle ..   | 1913-14  | 1918-19   |   |
| 2 circles ..                | 1914-15  | 1919-20   |   |
| 2 circles ..                | 1915-16  | 1920-21   |   |
| 6. Navápur ..               | 1913-14  | 1918-19   |   |
| 7. Dhulia ..                | 1915-16  | 1920-21   |   |
| 8. Sindkheda ..             | 1916-17  | 1921-22   | The work of re-writing was commenced but had not been completed at the close of the year.   |
| <i>Poona.</i>               |  |   |   |
| 1. Junnar, 1 circle ..      | 1912-13  | 1917-18   | Out of ten villages in the Haveli taluka in which the record remained to be written last year, it has been completed in five during 1916-17. The record was due for being re-written in Máwal, Sirur and Purandhar talukas and Mulshi peta this year. It has been revised and the work of writing fair copies is in progress in Máwal taluka and Mulshi peta. In Purandhar and Sirur talukas the re-writing was postponed owing to funds not being available. It will be done in 1917-18. |
| 3 circles ..                | 1914-15  | 1919-20   |   |
| 2. Khed, 85 villages ..     | 1912-13  | 1917-18   |   |
| 25 villages ..              | 1913-14  | 1918-19   |   |
| 20 villages ..              | 1914-15  | 1919-20   |   |
| 3. Ambegaon ..              | 1913-14  | 1918-19   |   |
| 4. Máwal ..                 | 1911-12  | 1916-17   |   |
| 5. Haveli, 14 villages ..   | 1912-13  | 1917-18   |   |
| 43 villages ..              | 1913-14  | 1918-19   |   |
| 36 villages ..              | 1915-16  | 1920-21   |   |
| 5 villages ..               | 1916-17  | 1921-22   |   |
| 6. Mulshi ..                | 1910-11  | 1915-16   |   |
| 7. Purandhar ..             | 1910-11  | 1915-16   |   |
| 8. Bhimthadi ..             | 1912-13  | 1917-18   |   |
| 9. Dhond ..                 | 1912-13  | 1917-18   |   |
| 10. Indápur, 32 villages .. | 1914-15  | 1919-20   |   |
| 49 villages ..              | 1915-16  | 1920-21   |   |
| 11. Sirur ..                | 1911-12  | 1916-17   |   |
| <i>Sátára.</i>              |  |   |   |
| 1. Khandála ..              | 1910-11  | 1915-16   | Work completed in 19 villages in 1915-16, and in the remainder (14 villages) in 1916-17.  |
| 2. Sátára ..                | 1911-12  | 1916-17   | Fair copying of the revised record is in progress.  |
| 3. Koregaon ..              | 1911-12  | 1916-17   | Revision postponed for two seasons pending completion of phálni survey.   |
| 4. Karád ..                 | 1912-13  | 1917-18   | Do. do.   |
| 5. Man ..                   | 1912-13  | 1917-18   | Fair copying of revised record completed in one-half of the taluka and postponed in the other half owing to the lack of printed forms.  |
| 6. Khánápur ..              | 1912-13  | 1917-18   | Revision completed and fair copying of the revised record will be done during 1917-18.  |
| 7. Wái ..                   | 1912-13  | 1917-18   | Revision postponed for two seasons pending completion of phálni survey.   |
| 8. Pátan ..                 | 1913-14  | 1918-19   |   |
| 9. Khatáv ..                |  |   |   |
| 10. Wálwa ..                |  |   |   |
| 11. Shirála ..              |  |   |   |
| 12. Jávli ..                |  |   |   |
| 13. Maháleshwar ..          | 1915-16  | 1920-21   |   |
| 14. Tásgaon ..              |  |   |   |
| <i>Sholápur.</i>            |  |   |   |
| 1. Sholápur, 98 villages .. | 1914-15  | 1919-20   |   |
| 50 villages ..              | 1915-16  | 1920-21   |   |
| 2. Bársi ..                 | 1915-16  | 1920-21   |   |
| 3. Mádha, 1 circle ..       | 1912-13  | 1919-20   |   |
| Rest of the taluka ..       | 1914-15  | 1919-20   |   |
| 4. Karmála, Rople circle .. | 1912-13  | 1919-20   |   |
| Rest of the taluka ..       | 1914-15  | 1919-20   |   |
| 5. Pandharpur ..            | 1914-15  | 1920-21   |   |
| 6. Sàngola ..               | 1914-15  | 1920-21   |   |
| 7. Málsiras ..              | 1914-15  | 1920-21   |   |

## Commissioner, Southern Division.

In accordance with the orders in paragraph 5 of Government memorandum No. 2936, dated 15th March 1916, a statement is appended showing for each táluka when the record was compiled or last re-written, when it was due for re-writing and the reasons for delay.

The Collector of Bijápur has been asked to pay special attention to completing the re-writing of the record in Muddebihál, which has long been in arrears.

The re-writing in Deogad and Khed (Ratnágiri) has been held over so as to be carried on simultaneously with the pôt hissa measurement work.

The record was newly introduced in the Gadag City Survey area and in two inám villages in Dhárwár and seven sharakati inám villages in Ratnágiri.

As regards the record in Ratnágiri, Mr. Brander writes :—

“Owing to the vast number of sub-divisions and the constant mutations, the Record of Rights in this district is a most voluminous and complicated work in the average village. The Collector on special duty had remarked that the system is collapsing in Kánara (*vide* his No. V. F. D. of 17th March 1915 to the Chief Secretary to Government). The reason for this is the unscientific nature of the present Record of Rights forms, as Mr. Anderson pointed out in that letter. Adequate test and consequent accuracy of the record will be impossible till this matter is put right.”

The Settlement Commissioner has been asked to communicate the details of “Maxwell Inversion System” to Mr. Brander for trial.

The record continues to be appreciated by the rayats and has reached quite a respectable degree of accuracy.

The system of levying fees under section 135-F of the Land Revenue Code for delay or omission to report acquisition of rights is in force in all districts.

*Statement showing information about Record of Right. (Vide paragraph 5 of Government memorandum No. 2936 of 15th March 1916.)*

| District.   | Táluka.                 | The year in which the                |                                | Reasons for delay where re-writing has not taken place when due.  |
|-------------|-------------------------|--------------------------------------|--------------------------------|---|
|             |                         | Record was compiled or last written. | Record was due for re-writing. |   |
| Belgaum     | Athni ..                | 1911-12                              | 1915-16                        | In Athni, Chikodi and Sampgaon tálukas the preliminary inspection has been taken in hand and the record will be re-written and announced in 1917-18.<br>In Gokák and Hukeri tálukas the re-writing has been postponed till the completion of the pôt hissa survey.<br>In Belgaum and Khánápúr tálukas it has been similarly postponed pending the introduction of the second revision settlement. |
|             | Belgaum ..              |                                      |                                |   |
| Chikodi ..  |                         |                                      |                                |   |
| Gokák ..    |                         |                                      |                                |   |
| Hukeri ..   |                         |                                      |                                |   |
| Khánápúr .. |                         |                                      |                                |   |
|             | Sampgaon ..             |                                      |                                |   |
|             | Parasgad ..             | 1916-17                              | 1920-21                        |   |
| Bijápúr     | Badámi ..               | 1916-17                              | 1921-22                        | The work in one circle and in Bilgi peta was due in 1916-17, but postponed to be done with the rest of the táluka in 1917-18.   |
|             | Bágalkot ..             | 1912-13                              | 1917-18                        |   |
|             | Bágewádi ..             | 1916-17                              | 1921-22                        | This entry is made as corrected by the Collector.   |
|             | Bijápúr, 65 villages .. | 1915-16                              | 1920-21                        |   |
|             | 27 villages ..          | 1911-13                              | 1917-18                        |   |
|             | Hungund ..              | 1916-17                              | 1921-22                        |   |
|             | Indi ..                 | 1916-17                              | 1921-22                        |   |
| Sindgi ..   | 1911-13                 | 1917-18                              |                                |   |
|             | Mudd. bihál ..          | 1908-09                              | 1912-13                        | The work which was in arrears owing to the pôt hissa work was ordered to be taken up during the year; preliminaries to the re-writing have been completed. The re-writing will be completed in 1917-18.   |

| District.               | Taluka.                             | The year in which the                |                                | Reasons for delay where re-writing has not taken place when due.   |
|-------------------------|-------------------------------------|--------------------------------------|--------------------------------|--|
|                         |                                     | Record was compiled or last written. | Record was due for re-writing. |  |
| Dhárwar                 | Dhárwar ..                          | 1916-17                              | 1920-21                        | } The re-writing was postponed; it will be done in 1917-18.<br><br>The re-writing was postponed; it will be done in 1917-18.   |
|                         | Hubli ..                            | 1916-17                              | 1920-21                        |  |
|                         | Bankapur ..                         | 1913-14                              | 1917-18                        |  |
|                         | Kalzhatei ..                        | 1913-14                              | 1917-18                        |  |
|                         | Ranebennur ..                       | 1912-13                              | 1916-17                        |  |
|                         | Karajzi ..                          | 1912-13                              | 1916-17                        |  |
|                         | Hángal ..                           | 1913-14                              | 1917-18                        |  |
|                         | Kod ..                              | 1913-14                              | 1917-18                        |  |
|                         | Navalgund ..                        | 1912-13                              | 1916-17                        |  |
|                         | Nargund peta ..                     | 1913-14                              | 1917-18                        |  |
| Kinara                  | Gadag ..                            | 1916-17                              | 1920-21                        | } The re-writing completed in 1915-16 and promulgated in 1916-17.<br>The work is in progress.<br>As the special head karkun was engaged in the supervision of re-writing in Kumta, the re-writing of this taluka was postponed.<br>The re-writing is in progress.<br>Vide remark against Sirsi and Siddapur.<br>The re-writing is in progress.<br>There being very few mutation entries, the re-writing was postponed for two years.<br>Re-writing is in progress.<br>Re-writing was postponed for one year for convenience of supervision, as the re-writing work in Haliyal in the same sub-division was in progress.<br>Re-writing postponed as the pôt hissa work is not completed.<br>In khoti and surved inám villages the record was completed as stated in the last year's statement in 1915-16 and 1914-15, but was promulgated in 1916-17; the record in the whole taluka is taken as having come into force in 1916-17.<br><br>The years are as corrected by the Collector. |
|                         | Ron ..                              | 1913-14                              | 1917-18                        |  |
|                         | Sirsi ..                            | 1916-17                              | 1920-21                        |  |
|                         | Siddapur ..                         | 1916-17                              | 1920-21                        |  |
|                         | Kumta ..                            | 1912-13                              | 1916-17                        |  |
|                         | Honavar ..                          | 1912-13                              | 1916-17                        |  |
|                         | Bhatkal Mahál ..                    | 1912-13                              | 1916-17                        |  |
|                         | Yellapur ..                         | 1916-17                              | 1920-21                        |  |
|                         | Mundgod Mahál ..                    | 1916-17                              | 1920-21                        |  |
|                         | Haliyal ..                          | 1912-13                              | 1916-17                        |  |
| K. líba                 | Supa Mahál ..                       | 1912-13                              | 1916-17                        |  |
|                         | Karwar ..                           | 1912-13                              | 1916-17                        |  |
|                         | Ankola ..                           | 1912-13                              | 1916-17                        |  |
|                         | Alibág ..                           | 1911-12                              | 1916-17                        |  |
|                         | Pen ..                              | 1916-17                              | 1921-22                        |  |
|                         | Panvel ..                           | 1912-13                              | 1917-18                        |  |
|                         | Uran Mahál ..                       | 1912-13                              | 1917-18                        |  |
|                         | Kurjat—<br>Government village ..    | 1912-13                              | 1917-18                        |  |
|                         | Isafat villages ..                  | 1916-17                              | 1921-22                        |  |
|                         | Roha ..                             | 1915-16                              | 1920-21                        |  |
| Ranigiri                | M. nraon—<br>Government villages .. | 1912-13                              | 1917-18                        |  |
|                         | Khoti villages ..                   | 1915-16                              | 1920-21                        |  |
|                         | Mahád ..                            | 1912-13                              | 1917-18                        |  |
|                         | Vengurla, 1 village ..              | 1914-15                              | 1919-20                        |  |
|                         | 6 villages ..                       | 1915-16                              | 1920-21                        |  |
|                         | 1 village ..                        | 1916-17                              | 1921-22                        |  |
|                         | 2 villages ..                       | *                                    | *                              |  |
|                         | 10 ..                               |                                      |                                |  |
|                         | Milvan, 25 villages ..              | 1912-13                              | 1917-18                        |  |
|                         | 17 villages ..                      | 1913-14                              | 1918-19                        |  |
| 42 ..                   |                                     |                                      |                                |  |
| Rájapur, 12 villages .. | 1909-10                             | 1914-15                              |                                |  |
| 2 villages ..           | 1913-14                             | 1918-19                              |                                |  |
| 1 village ..            | 1914-15                             | 1919-20                              |                                |  |
| 26 villages ..          | 1916-17                             | 1921-22                              |                                |  |
| 41 ..                   |                                     |                                      |                                |  |
| Dergad, 34 villages ..  | 1908-09                             | 1913-14                              |                                |  |
| 4 villages ..           | 1913-14                             | 1918-19                              |                                |  |
| 3 villages ..           | *                                   | *                                    |                                |  |
| 41 ..                   |                                     |                                      |                                |  |

| District.                         | Táluka.                                 | The year in which the                |   | Reasons for delay where re-writing has not taken place when due.        |
|-----------------------------------|---|--------------------------------------|---|---|
|                                   |   | Record was compiled or last written. | Record was due for re-writing.  |   |
| Ratnágiri—contd.                  | Ratnágiri, 53 villages,<br>1 village .. | 1916-17                              | 1921-22   | *Re-writing postponed for being done along with pôt hissa survey.       |
|                                   | 54                                      | *                                    | *   |   |
|                                   | Sangameshwar—<br>22 villages ..         | 1914-15                              | 1919-20   | The number (3) entered in the last year's statement has been corrected. |
|                                   | *1 village ..                           | 1915-16                              | 1920-21   |   |
|                                   | 23                                      |                                      |   |   |
|                                   | Chiplun, 7 villages ..                  | 1914-15                              | 1919-20   | Re-writing postponed for being done along with the pôt hissa survey.    |
|                                   | Khed, 42 villages ..                    | 1913-09                              | 1913-14   |   |
| Dápoli, 36 villages ..            | 1914-15                                 | 1919-20                              | In one village of the 37 entered in the last year's statement only the rough copy was ready. Further work was postponed pending pôt hissa survey. |   |
| Guhágar (Mahál)—<br>6 villages .. | 1914-15                                 | 1919-20                              |   |   |
| Mandangad—<br>15 villages ..      | 1914-15                                 | 1919-20                              |   |   |

## Extracts.

## NORTHERN DIVISION.

W. F. Hudson, Esq., I. C. S., Collector. Surat.

The record is now fairly accurate and reliable and sales and mortgages of lands are now frequently made without the execution of documents, the parties relying for security of title on entries in the Record of Rights.

## CENTRAL DIVISION.

B. A. Brendon, Esq., I. C. S., Collector, Sátára.

Sustained attention is being devoted to the Record of Rights and its subsidiary registers and it is believed that the standard of accuracy has greatly improved ; nevertheless complete accuracy cannot be attained until the pôt hissa measurement has been done and until arrangements have been made for the prompt measurement of new sub-divisions created after the general measurement.

## 2.—Non-alienable Tenure.

Commissioner, Northern Division.

The area held on the restricted tenure in each district at the commencement and close of the year was as under :—

| District.           | Area at the beginning of the year. | Area at the end of the year. |
|---------------------|------------------------------------|------------------------------|
|                     | Acre.                              | Acre.                        |
| Ahmedabad ..        | *94,745                            | 93,711                       |
| Kaira ..            | 75,034                             | 80,803                       |
| The Panch Maháls .. | 162,964                            | 163,580                      |
| Broach ..           | *31,423                            | 31,496                       |
| Surat ..            | 35,613                             | 35,582                       |
| Thána ..            | *7,570                             | 7,699                        |
| Total ..            | 407,349                            | 412,871                      |

\* Figures reported in the preceding year's report were incorrect.

The Collector of Ahmedabad writes :—

“ Although unoccupied land is being taken up under this tenure every year, the area is decreasing on account of conversion of land from new to old tenure, forfeiture due to non-payment of land revenue or breach of conditions and rájinámas. This decrease is partly due to improvement in the condition of cultivators and partly to the fact that the tenure does not suit the people.”

Mr. Smart, Collector of the Panch Maháls, writes :—

“The tenure continues to be popular with the backward class of cultivators, especially the Bhil and Dharála. In Kálol táluka where land is mostly held on old tenure land continues to pass into the hands of sávkárs. To introduce uniformity as far as possible and to prevent hardship to ignofant cultivators such as Bhils who frequently transfer land to their relatives without notice, I have framed rules for the guidance of Pránt officers in dealing with transfers.

“The matter is complicated and the rules required very careful drafting, but the Pránt officers report that they are of great benefit to themselves and have done away with serious injustice to Bhils. The main object has been to ensure the retention of land in the hands of the backward classes while allowing transfers especially amongst relatives and leases in the case of widows. Only in the last resort are forfeiture and sale to non-agriculturist allowed. Many cultivators of the intelligent classes such as Banias and Pátidárs hold land on non-alienable tenure in this district and without encouraging conversion I have allowed it with suitable profit to Government. Nearly 50 per cent. of the holdings are on non-alienable tenure in this district and an intelligent and sympathetic handling of the tenure is of paramount importance.”

Commissioner, Central Division.

No important variations in the area under the restricted tenure are observable except in West Khándesh and Sholápur. In West Khándesh where about 25 per cent. of the occupied land is held on this tenure, over 10,000 acres of unoccupied land were given out during the year in Nandurbár and Navápur. In Sholápur forest lands originally granted temporarily on limited tenure being disafforested, were now brought to account under this head.

Commissioner, Southern Division.

The subjoined table shows the area held on the restricted tenure at the commencement and end of the year :—

| District     | Area at the commencement of the year. | Area at the end of the year. | Remarks.  |
|--------------|---------------------------------------|------------------------------|---|
|              | Acres.                                | Acres.                       |   |
| Belgaum ..   | 4,936                                 | 4,944                        | The figures reported last year have been corrected by all Collectors. Therefore the figures in column 2 differ from those given in column 4 of the last year's statement. |
| Bijápur ..   | 16,653                                | 16,850                       |   |
| Dhárwár ..   | 12,582                                | 12,455                       |   |
| Kánara ..    | 4,847                                 | 4,728                        |   |
| Kolába ..    | 70                                    | 63                           |   |
| Ratnágiri .. | 4,652                                 | 4,654                        |   |

Except in Belgaum and Kánara the area of fresh land given out was small. The grants made in Bijápur and Kánara were mostly to criminal tribes and poor classes respectively as in last year.

Although the credit of the holders is impaired, there are no signs of proper cultivation being hampered.

Two instances of breach of the conditions were discovered—one in Kánara and the other in Ratnágiri: In the former 35 gunthas were resumed, while in the latter the holder having redeemed the land from the mortgage encumbrance, was left in possession with a warning.

### 3.—Others.

#### (i) Co-operative Societies.

Commissioner, Northern Division.

Fifty-two new societies were opened in the Division during the year of which 23 were in Broach, 17 in Surat, 7 in Kaira, 3 in the Panch Maháls and only 2 in the Ahmedabad district. Sixteen societies were closed—13 in Kaira, 2 in Surat and 1 in Ahmedabad. The progress in Broach and Surat is as usual satisfactory. The movement has not, so far, taken a firm hold over Northern Gujarát, firstly because the prevailing rates of interest for ordinary agriculturists in that tract are lower than those at which societies could afford to advance loans, and secondly because the Dharálas, Kolis and Mahomedans who are the people in most of the

in that part of the Division, are too backward to manage a society for themselves. There seems, however, to be much scope for the development of other forms of co-operation, *i. e.*, creameries, seed and manure supply, cotton ginning, and purchase of improved agricultural implements. With the increase in the number of Honorary Organizers it is hoped that better results will be obtained during the current year in the Kaira district.

Mr. Hood, Assistant Collector, Kaira, writes :—

“Co-operation in the district suffered a blow by the death of Khan Sahab Saidumia, the energetic Honorary Organizer. However, some five or six gentlemen have been appointed to succeed him as it is recognised the work was too much for one man, and I hope we shall soon have the movement progressing with renewed vigour.

“The Registrar agrees with me that owing to the comparative cheapness of money in this district there is really not much room for credit societies, and that the best field for co-operation here is in the direction of seed or manure-supplying and similar societies dealing in materials rather than money. It is hoped to devise means whereby the cultivators could co-operate in marketing their tobacco, thereby saving the middlemen's profits.

“In A'nand there were 20 societies at the beginning of the year, but no less than 11 have gone into liquidation. This somewhat wholesale abolition of societies is due to the fact that they had been rather unwisely and unnecessarily established by a previous Honorary Organizer in the days when quantity was sought after at the expense of quality, to the detriment rather than gain of the co-operative movement.”

The remarks of Mr. Fox, Assistant Collector, Ahmedabad, regarding the state of things in the Dholka sub-division of the Ahmedabad district, being pertinent, are quoted below :—

“The people on the whole are very prosperous. The high price of cotton and the good wheat harvest have brought much money into the division.

“The actual cultivators, however, do not seem to get their fair share of these good things; the less sturdy or less thrifty communities, especially the Kolis, Rajputs and Bharwads, are battered on by a set of avaricious money-lenders and traders. In Sanand the saying is that a Banya can live on the yield of Rs. 1,000 capital, as it is the custom that a cultivator conducts all his dealings through the money-lender he borrows from; the air is therefore thick with interest, commissions and profits. I am told that in parts of Dholka the usual rate of interest for seed is ‘bepat’, *i. e.*, 100 maunds are returned after six months for 50 maunds borrowed. This is crushing, and so one sees miserable poverty-stricken villages and half-fed cultivators in the midst of miles of smiling wheat fields.”

It is satisfactory to note that two cattle insurance societies have been started in the Broach district.

The two District Banks at Broach and Surat are doing good work in supplying local needs, and a third was started during the year under report at Thana. The grain banks started for the benefit of the jungly tribes in the interior of the Thana district are reported to be doing very useful work and have fully justified their existence.

Commissioner, Southern Division.

The number of co-operative societies rose from 328 to 412. The movement continues to spread in the three above-ghat districts where the foundation has been very solidly laid. Progress continues very slow in the coast districts where only 18 new societies were started. The financial condition of the Konkan does not favour the growth of such societies; the khots and the bigger landlords manage to get all the funds they require on easy terms, while for want of credit in the khoti villages the tenants rely on their landlords. Mr. Alcock writes that so far there are no signs that co-operation can ever succeed in Kolaba.

Four guaranteeing unions have been started in Belgaum and two union societies in Dhárwár. There are in all nine weavers' societies, ten co-operative

grain banks and four cattle-breeding societies. Co-operative methods are taught at many schools in Belgaum by the establishment of school boys' societies.

The problem of milk supply has lately been attracting much public attention, but of the three societies at Belgaum, Alibág and Bágalkot the last-named alone has so far proved a success.

The Ilkal Municipal Employés' Society started by its secretary to relieve the municipal Mahárs and Bhangis from their indebtedness has set a good example to other larger Municipalities.

Commendable work was done by the societies in Hungund and Gadag talukas by advancing money to weavers and others who suffered from the floods of November last.

Co-operative societies have also liberally subscribed to the war loan.

Rise in prices of yarn and dyes hit the weavers' societies hard. A considerable measure of relief was afforded by a grant from the Imperial Indian Relief Fund.

The Dhárwár Union was dissolved and merged into the newly registered Karnátak Central Bank. The Chámbhár Society and the Egg and Fowl Society in Panvel (Kolába) were abolished. The Chámbhár Society at Ankola has not been working satisfactorily. During my inspection in November 1916 I noticed that the two officiating kulkarnis of Hippargi who had taken loan of Rs. 75 in 1913 and 1914 respectively from the co-operative society at that place had deliberately refused to discharge their debts in spite of notices to pay. This is a not uncommon fault in the case of village officers which checks progress, for, as in the case of these societies, loan applications cannot be met as capital is locked up in arrears.

The matter was brought to the notice of the district authorities and duly remedied. The District Deputy Collector had taken little interest in the societies of his charge. Although undue interference is to be deprecated, supervision by district officers of the general work of societies should form part of their district work. No hopes of real and substantial success can be obtained without the co-operation of the Revenue Department.

Two successful co-operative conferences were held at Saundatti (Belgaum) and Gadag (Dhárwár). I presided at the former and from the discussions obtained a very favourable impression of the very widespread interest taken in co-operation in the Karnátic. Members of societies attended from two districts and from far distant villages.

Messrs. Deshpande (District Deputy Collector, Bijápur) and Hood (Assistant Collector; Kolába) inspected the accounts of a number of societies. I have impressed on all the district officers their duty in this direction by inviting their attention to paragraph 29 of the Government of India's Resolution quoted in Government Resolution, Revenue Department, No. 6943 of 25th July 1914.

A useful monthly magazine has been started in Nangundikop (Belgaum).

An Assistant Registrar has been appointed for Southern Division.

(ii) City Surveys.

Commissioner, Northern Division.

The enquiry work of the Nadiád, A'nand and Borsad City Surveys was finished during the year and the appeals will soon be disposed of by the Special Officer appointed for the purpose.

The supervision of the maintenance of the Thána City Survey was entrusted to the Huzur Deputy Collector towards the close of the year.

City Survey in Kapadvanj, Umreth and Kalyán has already been sanctioned by Government and will be taken up during the year 1917-18.

It is not yet generally understood and realized how valuable these new City Survey maps with their clear differentiation of open and built areas will be to any Municipality that is strong and enlightened enough to introduce and maintain a reasonable standard of sanitary control of building operations. Some progress is by very slow degrees being made in this direction.



## Commissioner, Southern Division.

The City Survey of Belgaum town, Bágalkot (Bijápur) and Ránebennur (Dhárwár) has been completed. In Byádgi (Dhárwár) it was taken up at the close of the year. Proposals for the re-survey of Dhárwár town have been submitted to Government.

(iii) *Town Development.*

## Commissioner, Northern Division.

No progress has yet been made with questions of town improvement or town planning in Ahmedabad, but it is possible that these matters may rise above the horizon of next year's administration.

The mill-owners are more reluctant than ever to push on schemes for providing their labourers with suitable chawls owing to the abnormal rise in the price of building materials.

Mr. Chatfield, the Collector of Ahmedabad, writes :—

“As regards the industrial population of Ahmedabad, the housing question is one which should be tackled, but it is difficult to make a beginning. The mill-owners who have the money to provide their hands with decent accommodation have little interest in the matter. The cost of constructing chawls is heavy, especially at present, and the mill-hands care nothing about the quality of the accommodation provided and absolutely refuse to pay a rent sufficiently high to bring in a reasonable interest on the cost of construction. There is no prospect of anything being achieved on a large scale for the present at least.”

A proposal for the demolition of the city walls is being considered by the Ahmedabad Municipality.

In Salsette steady progress is being made.

In Bándra, Santa Cruz, Vile Pádle, Andheri, Borivli, Málád and Ghátkopar, town planning schemes have been prepared which cover in the aggregate something like 250 acres of ground including provision for roads. Some of these schemes are reaching their final stages and future policy must depend on the demand for the new plots when available. A brisk demand would justify a rapid extension of new schemes in new areas.

**Extract.**

## SOUTHERN DIVISION.

E. G. Turner, Esq., I. C. S., Collector, Dhárwár.

Gadag, Hubli, Dhárwár, Ránebennur and Byádgi have made progress in town extension schemes. At Gadag two schemes were taken in hand and advantage was taken of the calamity caused by the flood to sell the plots, and thus to encourage the people to build better houses in larger plots. The plots were eagerly sought after, and arrangements were made with the purchasers whilst selling the plots to do the first make-up of the new roads and also to provide other amenities. Several village extensions were also taken in hand in various parts of the district.

(iv) *Narsádári and Bhágdári tenure.*

## Commissioner, Northern Division.

In five bhágdári villages of Broach the tenure disappeared. Otherwise there is nothing of interest to record which has not been dealt with in previous years' reports.

(v) *Criminal Tribes in Kaira.*

## Commissioner, Northern Division.

Mr. Ghosal writes as follows :—

“During the year much progress has been made in perfecting the regulations against criminal tribes. The necessity of making some discrimination amongst Wághris was realized and so a modification was proposed in the old rules, and sanctioned by Government. Under the new rules the Wághri population has been split up into groups and the groups have again been graded for purposes of restrictions.

“The consensus of opinion is that this system of graded grouping and restrictions and roll call for bad groups only has had a very good effect on

Wághris and on the whole there is a marked improvement. The Wághris are now far less criminal. Some scheme like this may have to be devised later for the Dharálas as well."

Mr. Ghosal has at his own expense prepared and printed a Manual codifying all the rules on the subject of the Criminal Tribes Act for the guidance of the officers in the Kaira district.

(vi) *Agricultural Department.*

Commissioner, Southern Division.

In addition to the five Government agricultural stations reported last year a new farm has been started at Kumta (Kánara) with contributions of Rs. 15,000 from the Emperor Edward VII Memorial Fund.

Owing to unusual and heavy late rains demonstrations at Alibág and Bandhan (Kolába) were not a success and the demonstration at Dhárwár Government farm had to be abandoned. At the Arbhavi Canal farm (Belgaum) the power crusher, gul-making on multiple furnaces, different methods of cane cultivation and use of varieties of improved agricultural implements were demonstrated. Cultivators interested in sugarcane from the districts of Belgaum, Bijápur and Dhárwár attended this demonstration.

Little activity is exhibited in coast districts.

District demonstrations numbering 57 against 53 were held at different places and were largely attended. Many of these demonstrations were accompanied by ploughing competitions in which cultivators evince keen interest. Lectures on veterinary and co-operative subjects were given. Demonstration of early castration of bull-calves seems to have been appreciated by the cultivators, as a number of calves were voluntarily brought for castration after the demonstration.

In Kánara ten supári gardens comprising 12,000 trees were successfully treated for "Koleroga" under the supervision of the Assistant Mycologist.

Demand for improved agricultural implements is steadily growing. In 1913-14 Rs. 4,000 worth of implements were sold. This year the figure is Rs. 31,000. Implements are also let out on hire. Athni agricultural association realised more than one-third of the cost of implements by this method in one year. There are seven implement depôts in different places.

Fourteen thousand and seven hundred packets of copper sulphate were sold in the Karnátic.

Of the agricultural associations, Bijápur, Dhárwár District, Chikodi, Athni, Kurtkoti and Indi deserve special mention. The Bijápur and Chikodi associations employ trained fieldmen. The Kurtkoti and Bijápur associations offered Rs. 200 in prizes for good crops. There were 15 competitors at Kurtkoti in the cotton class, each raising a crop on not less than 10 acres. The Indi association has obtained a trained horticulturist.

In order to encourage wheat sowing, the Collectors of the Karnátic have been asked to encourage agricultural associations to offer prizes for wheat.

At the auction sale at Gadag organised by the Gadag co-operative cotton sale society under the advice and assistance of the officers of the Agricultural Department, Cambodia cotton sold at 32 to 54 per cent. above Dhárwár-American cotton, which has given Cambodia cotton a good lead.

The steam plough ploughed 561 acres in five villages in Ránebennur táluka. It is increasing in popularity.

The extension of age-limit for admission from 16 to 18 will enable the vernacular agricultural school at Devihosur to secure a better attendance. The first batch of successful students from the school has returned home and it is gratifying to note that the majority of students have taken to cultivation on improved methods. Donations amounting to Rs. 2,360 were received by this school during the year.

There has been a great improvement in hay and silage made from spear grass at Tegur farm.

*Tahál.*—In Ratnágiri demonstrations and instructions in tahál cutting continue to be given by the Mámlatdár, Circle Inspectors and the specially trained

kárkuns. These are gradually producing some effect and well preserved tahál is now to be seen in several villages.

(vii) *Khoti Settlement, Ratnágiri.*

Commissioner, Southern Division.

The following table shows the progress made in the settlement of cash in lieu of grain rents :—

| Number of applications for disposal including those outstanding at the end of the preceding year. | Number disposed of during the year. | Number outstanding at the end of the year. |
|---|-------------------------------------|--|
| 001   | 506                                 | 95   |

Out of the 506 cases 107 were dismissed, 188 were settled by mutual consent, 102 by fixing the rent at standard multiples, and 109 by recording evidence. The multiples arrived at by mutual consent varied from two to three and a half times the survey assessment.

Cash commutation has freed the tenants from the abuses of the old system of appraisement and has made them as independent as the occupants in Government villages.

In order to check the tendency on the part of tenants to delay payment of cash rents which result in the increase of rent suits, instructions have been issued to apply section 148 of the Land Revenue Code in cases of wilful delay.

Mr. Madan's scheme of buying out the khots by advances of the tenants was found unworkable and has been dropped (Government Order No. 11666 of 29th September 1917).

The khots' accounts are generally properly kept. Only four khots were fined under section 15 of the Khoti Settlement Act.

(viii) *Khoti Matters in Kolába.*

Commissioner, Southern Division.

Khots of only 57 villages (39 in Roha, 13 in Mahád, 5 in Mángaon) have passed kabuláyats in the new form, the rest having refused to pass them. 310 villages are under attachment.

It is hoped that by the adoption of the procedure sanctioned in Government Order No. 9468/1917 most of the khots who are merely waiting for the decision in the suits already filed will pass kabuláyats and take over the management of their villages.

Only ten suits have so far been filed and their defence has been sanctioned by Government Order No. 648/1917 and the suits are pending in the District Court, Thána. The decision in these suits will put an end to the *empasse*.

The progress made in the collection of Faída in the villages under attachment is shown below :—

| Táluka.             | Demand. | Collection. | Balance. |
|---------------------|---------|-------------|----------|
|                     | Rs.     | Rs.         | Rs.      |
| Mahád ..            | 5,840   | 2,830       | 3,010    |
| Mángaon ..          | 9,604   | 8,332       | 1,272    |
| Roha ..             | 2,488   | 2,299       | 189      |
| Pen ..              | 180     | 180         | ..       |
| Nágothna (Mahád) .. | 19      | 9           | 10       |
| Total ..            | 18,131  | 13,650      | 4,481    |

In Mahád the collection work was poor and the Collector has been asked to report on this.

Mr. Alcock says :—

“ Several cases have been brought before the Collector, as happens every year, of khoti tenants who have lost their ‘ customary rights ’ writhing in the

fetters of the tenancy-at-will system. It is always found that the land has passed to the khots many years ago and no remedy now exists. Such sores rankle for thirty years or more.

“The extension of the Record of Rights brings many such an old grievance to light again.”

(ix) *Settlement of Criminal Tribes.*

Commissioner, Southern Division.

The settlements continued to work well under the able supervision of Mr. Starte. The Commissioners met in conference and considered the question of the present administration and the future of criminal tribes and their report is embodied in Government Resolution, Judicial Department, No. 6214 of 29th September 1917.

A new Berad settlement was established at Khánápur and Mr. Holland placed on special duty. A good start has been made with 80 persons, but progress is slow as Shirolí (the place where the settlement is established) is considered to be too unhealthy for a permanent settlement. Proposals to remedy this and to bring into this settlement members of other criminal tribes also, such as Waddars and Lamánis who can stand the climate, are under consideration. During the rains the Berads were removed to Gokák for forest work. A few have now brought their families to Shirolí and the settlement will gradually increase. There will be no longer sufficient work for a special officer, now that the registration work is well in hand and a good start with the settlement has been made.

Good progress was made by Mr. Jacob, Assistant Superintendent of Police, in registering 1,459 members of criminal tribes in Dhárwár.

Education of criminal tribes is progressing. The number of boys in the settlement schools rose to 443 in Bijápur, 226 in Dhárwár and 210 in Belgaum. Proposals have been made for increased grants for these schools. An allotment of Rs. 1,400 has been sanctioned for the technical training of boys in the settlements.

One convict and two juvenile prisoners from Dhárwár and one prisoner from Bijápur were recommended for transfer to the Salvation Army Boys' Home and Released Prisoners' Home at Byculla.

(x) *Remittance of revenue by money order.*

Commissioner, Southern Division.

Land revenue to the extent of Rs. 41,919 as against Rs. 39,077 was remitted by revenue money order system. In Kánara and parts of Kolába the system is said to be gaining in popularity. It is resorted to chiefly by non-resident landholders.

(xi) *Deccan Agriculturists' Relief Act.*

Commissioner, Southern Division.

Remarks are not passed on this head as the revision of the Act is under consideration.

(xii) *Revision Settlement.*

Commissioner, Southern Division.

Revision settlement of Belgaum and Khánápur tálukas is in progress.

The revision settlement of Karjat táluka, including Khálápur peta (Kolába), has been postponed for a year (*vide* Government Order, Revenue Department, No. 11518 of 25th September 1917).

(xiii) *Income Tax.*

Commissioner, Southern Division.

The final demand rose from Rs. 2,40,833 to Rs. 3,64,482, due not so much to increased income from trade as to a more accurate survey by the special establishment and also to enhanced rates of taxation under the Amendment Act of 1916.

The special establishment conducted enquiries in the Belgaum, Bijápur, Dhárwár and Kolába districts. Of the 29 places selected in Government Order,

Revenue Department, No. 1544, dated 8th February 1917, 24 have been surveyed. The extra cost on account of the establishment was Rs. 9,679, giving an increase of revenue of about Rs. 90,000.

The following statistics for the town of Gadag which was surveyed and re-surveyed by the establishment in successive years, illustrate the successful working of the Bombay system :—

|                               | Assessecs. Assessment. |        |
|-------------------------------|------------------------|--------|
|                               | No.                    | Rs.    |
| Year previous to survey .. .. | 154                    | 8,524  |
| 1st Survey .. ..              | 202                    | 18,470 |
| 2nd Survey .. ..              | 219                    | 21,902 |
| 3rd Survey .. ..              | 225                    | 34,133 |

From enquiries I have made I find the assessecs pay more readily an enhanced tax based upon a scientific examination of their accounts than a smaller tax based more or less on guess work, which they naturally resented especially when under the old system they saw neighbours who were enjoying a larger income than themselves escaping the tax. They realise that the tax is now a fair one imposed on all alike. The system has done much to remove inequalities of taxation.

With a view to extend the system on a large scale, arrangements have been made for training taluka head karkuns under the special establishment. Of the thirteen head karkuns selected eight have received the necessary training.

(xiv) Kumri and Hakkal assignments.

Commissioner, Southern Division.

The kumri area in Belgaum, some 7,500 acres, is under management of the Divisional Forest Officer and *ex-officio* Assistant Collector, Mr. Miller. This land was given out in the past and is khasgi land. There is no kaim kumri in Kanara, where assignments of forest lands under the name of hakkal were made. Under Government Order No. 11396, dated 27th October 1915, these assignments are to be cancelled and kumri cultivation to be regulated by grant of forest areas according to working plans. Endeavours were made to meet the demands of the kumri-wallas by grant of waste rice lands. I have ordered that waste land when given out should be lightly assessed, for it is more essential to keep cultivators on the land in forest than to obtain land revenue. Such lands require a great deal of clearance. This measure has met with some success. Two villagers who asked for fresh kumri, a very wasteful form of cultivation, were given good flat rice and dry crop land and cultivated 'nachni'.

Mr. Miller writes :—

“The villagers of the forest mahals are generally very backward and ignorant and it is difficult to induce them to give up their usual habits of cultivation, i. e., temporary kumri. By inducing them to go on forest works for which they are well paid and continuing the policy of giving out forest areas suitable for rice cultivation on advantageous terms it has been found possible to practically stop temporary kumri. About 500 people and 60 carts went on forest works and the Mahalkaris are working hard to persuade others and effect a further improvement in this direction.”

The hakkal assignment in Supa peta in Kanara is in charge of Mr. Marjoribanks, Divisional Forest Officer and *ex-officio* Assistant Collector. His report shows that in spite of his heavy forest work he has devoted a great deal of care and thought to revenue matters and administration and has by his personal efforts proved that the experiment of entrusting the revenue management of the peta to the Divisional Forest Officer is a success.

Mr. Tupper reports that many of the kumri-wallas of Supa had left the peta and that the waste and hakkal land already available is sufficient to meet their requirements.

The remarks of Mr. Marjoribanks on hakkal assignments deserve consideration, and the Collector has been asked to report on this along with his report on the progress of the scheme sanctioned in Government Order No. 11396, dated 27th October 1915.

*(xv) Commutation of Kulkarnis' Right of Service.*

## Commissioner, Southern Division.

A determined effort was made in Dhárwár to explain the advantages of commutation to the kulkarnis. Some progress was made in spite of opposition still existing. Eighty-eight sole representative watandárs and 22 sharers have finally agreed to the commutation and the cases of 21 sole representative watandárs and 19 sharers are under inquiry preparatory to final acceptance.

Mr. Turner writes :—

“A leading pleader of the 3rd Division informed me that both he and many others would be willing to commute provided they were given some definite assurance that legislation would force all others to commute on the same terms.”

Mr. Sedgwick also reports :—

“The kulkarni commutation arrangements have caused considerable stir among the educated classes. Wherever I have had an opportunity of discussing this matter with reasonable kulkarni hakdárs, I have always found that they would much prefer the immediate introduction of legislation to the present method of persuasion. I think the absolutely unanswerable argument that a permanent taláti cadre is more efficient than a number of temporary accountants holding charge for five years' periods is quite understood and not denied. The difficulties in the way of commutation by voluntary arrangement in this district are (1) the high sentimental value which is attached to the kulkarnis' rights and (2) the comparatively trivial amounts which are usually obtainable by acceptance of the offer.”

Mr. Turner suggests that the concession of special allowances sanctioned in Government Order No. 9541, dated 5th August 1917, should be extended to sharers who agree to the Government terms but whose turns of service do not come for a considerable time, even though the other sharers in the watan refuse to commute; otherwise they have no inducements to commute. There is much to be said for this and I think it deserves investigation. I am therefore calling for an estimate of the extra expense involved from the Collector to see whether it is a practical proposition or must be rejected on the score of heavy financial commitments. At the same time it must be considered that special allowance is given to consenting sharers, if their consent enables Government to appoint talátis so as to secure some advantage to the administration. This advantage cannot be secured unless the consenting sharer is serving personally or by deputy or his turn to officiate has arrived. To grant a similar special allowance to a consenting sharer whose turn to officiate does not come for a considerable time is to make a payment for a future remote advantage. Moreover, so long as the turn of service does not come, a sharer practically gets no benefit by being a sharer. He has no doubt the prospective chance of appointment as deputy under section 53 of the Watan Act during the turns of service of other sharers. Such chances are very remote and for loss of such prospective and remote chances of service it may be argued that no concessional allowance should be paid.

In Belgaum and Ratnágiri the progress made was very little. Only two representative watandárs in the former and three in the latter commuted their rights.

No fresh offers were received either in Bijápur or in Kolába.

Since 1916 thirty-four new sazas have been formed in Belgaum and twenty in Dhárwár.

## V.—Assistance to Inamdars and Superior Holders.

## Commissioner, Northern Division.

The relations between the inámdárs and their tenants continued to be amicable, and no case of rack-renting was noticed during the year.

The number of assistance cases heard by Mámlatdárs and Mahálkaris was 6,145, of which 801 were filed by inámdárs. No case was taken up by any of the sub-divisional officers in relief of Mámlatdárs and Mahálkaris. No village officers were warned or punished for neglect in the collection of inámdárs' dues for which assistance was given.

A commission under section 88, Land Revenue Code, was issued during the year under report to the holder of the leasehold villages of Eksar, Magathne and Pahádi in the Salsette táluka of the Thána district.

Commissioner, Central Division.

Advantage was taken of the favourable season by village officers in effecting recovery of inámdárs' dues. In Sátára where the inámdárs' current demand amounted to over Rs. 4 $\frac{1}{6}$  lákhs, Rs. 3 $\frac{7}{10}$  or 89 per cent. were collected by the village officers without assistance decrees and recovery in other districts was also satisfactory.

No tendency was noticed on the part of inámdárs to evade the law or to violate custom.

Assistance suits filed by inámdárs and superior holders were heard by táluka officers as usual. No such suits were taken up by the sub-divisional officers.

Commissioner, Southern Division.

Collection of inámdárs' dues was satisfactory. Considerable arrears are still reported by the Collectors of Belgaum, Bijápur and Dhárwár, but these are swelled by the inclusion of the arrears over six years old which are not recoverable under any process of law. I have issued instructions to the Collectors to strike these off.

Inámdárs are greatly to blame for the accumulation of large arrears, as they do not avail themselves in time of the provisions of sections 86 and 94-A of the Land Revenue Code, nor do they show up slackness on the part of the village officers for action under Government Resolution No. 10112, dated 6th October 1908. As they usually leave everything to their mukhtyárs and are absentees taking little personal interest in their tenants, arrears are inevitable.

Three kulkarnis and one pátil in Belgaum were warned for slackness in collection and failure to show the accounts to inámdárs. The potgi of the village officers of two villages in Dhárwár was withheld for similar reasons.

In Bijápur and Dhárwár inámdárs have breached section 85. Suitable action has been taken.

Relations between inámdárs and their tenants are reported as not satisfactory in Bijápur. Mr. Sen (Dhárwár) reports that a tendency on the part of the inámdárs to enhance rents in violation of the customary rights of the rayats was observed in four villages in Ránebennur táluka and that test suits are going on in civil courts.

The Collector of Ratnágiri reports two cases of serious disputes between landlords and tenants in consequence of survey operations; one of which ended in the murder of the landlord.

Mr. Brander observes :—

“The Mámlatdárs were ordered to interpose and try to get both parties to come to a settlement. They succeeded. The rights of both parties have been defined and recorded to their mutual satisfaction. To this happy result which will prevent serious agrarian crime and waste of large sums in legal disputes, the magisterial prestige and authority of the Mámlatdárs largely contributed. Such results would be impossible if magisterial and executive authority were not united in one officer, and show how rural areas would become disturbed if the separation of these functions which some advocate were introduced.”

*Assistance suits.*—The total number of assistance suits heard by the Mámlatdárs, Maháلكaris and head kárkuns was 9,983, of which 385 related to inámdárs, against 9,027 and 421 respectively. Forty suits were taken up by Pránt officers in relief of táluka officers.

Instructions given in paragraph 3 of Government letter No. 2409, dated 27th February 1917, regarding the general application of section 148 in assistance cases have been specially brought to the notice of the Collectors and action has been taken.

Mr. Lawrence (Kánara) remarks :—

“One remedy for the evil (assistance suits) has been tried in Sirsi táluka and Bhatkal etc. viz. imposition of one fourth fine. The results are good

as will be seen from the figures under the head, assistance to superior holders. In Sirsi taluka the number of suits has been reduced by 20 per cent. one year; in Bhatkal peta by 16 per cent."

The Central Division form of notice in assistance cases introduced by Honourable Mr. Curtis has been brought into force in the Southern Division whereby the inferior holder is warned that if the suit goes against him he will have to pay 25 per cent. fine for failing to pay the superior holder in time.

#### Extract.

#### CENTRAL DIVISION.

A. S. A. Westropp, Esq., I. C. S., Collector, Poona.

The number of assistance suits is decreasing on account of the enforcement of provisions of section 148 of the Land Revenue Code in suitable cases.

#### VI.—General Remarks and Conclusion.

Commissioner, Northern Division.

The year was a year of general prosperity and high agricultural profits. The arrears of past bad years were largely wiped off and substantial balances remained which were largely invested in the war loan. The advertisement and collection of this loan threw a large amount of work on officers of all ranks which the public and the press heartily co-operated. The amount subscribed in the Northern Division was roughly 86 lakhs of rupees.

Commissioner, Central Division.

The agricultural prospects being favourable, the year was one of prosperity and slow progress. The dislocation of foreign trade has given a certain impetus to indigenous industries and local products fetch better prices than in pre-war times. Wages are high, but labour is no more efficient. The war is marvellously little felt.

All officers have worked well and their work will no doubt receive the approbation of Government.

Commissioner, Southern Division.

1. The Hostile Families' Camp at Belgaum continued under Colonel Hilliard. The maximum number of inmates was 226. During the year I arranged to move the camp out of the soldiers' barracks to the disused barracks inside the Fort. The change was not easy, but after a month's work we were able to make the Fort barracks suitable for the families. Ten bungalows within Fort limits were also taken on and the change effected.

At first there was considerable grumbling. The cubicles in the large barracks rooms were not so comfortable as their previous quarters: and the grumbling increased. I inspected each set of quarters constantly and after removing all cause for reasonable complaint I arranged the despatch of two malcontents to Nag and since that time everything has worked without a hitch.

Economies in catering were effected by me and the contractor's rates were reduced from 1st August 1917, resulting in a saving of Rs. 2,200 a month. As the inmates were very keen to run the catering themselves, it was decided after a meeting I had with the District Magistrate, the Superintendent and the Civil Surgeon, that catering arrangements should be entrusted to a committee of the inmates. This came into force on 1st October and will result in a further saving of about Rs. 17,000 a year.

2. The deaths of *ex*-King Theebaw and the Rani of Daphlápúr occurred during the year, also the marriage of the second daughter of Theebaw and of the youngest sister of the minor Chief of Sáwantwádi; and the change in the administration of the Sáwantwádi State by the appointment of the Collector of Belgaum as Political Agent in addition to his own duties. The arrangements proposed are working well.

3. War loan and recruiting work occupied much of the time and energy of the district officers, who cheerfully responded to the extra work thrown upon them.



4. I attended the Southern Circle Forest Conference on 11th and 12th September 1916 and presided over a meeting of Forest officers held on 22nd October 1916 to discuss pyroligneous and dry wood distillation, and attended a Central Co-operative Conference at Saundatti.

#### B.—SIND.

The Honourable Mr. H. S. LAWRENCE, I. C. S., Commissioner in Sind.

##### 1.—Economic Conditions and Prospects.

###### 1.—Season (including Crops and Water-supply).

The season was on the whole favourable. The inundation was somewhat below the average. It began late, lasted for a short period and ended too soon. But it was supplemented by timely rainfall in June and following months which mitigated the effects of a late and brief inundation. The river commenced to rise at the beginning of June, but did not reach the fair irrigating level of 13 feet on the Bukkur Gauge till the 14th August. This level was exceeded for a period of 9 days against none in the previous year and 20 days, the average of the previous triennium. In Lower Sind, where the inundation was more satisfactory, the fair irrigating level of 17 feet at Kotri was reached on the 21st of June and this level was exceeded continuously for a period of 86 days against 66 days in 1915 and 77 days, the average of the previous three years. The kharif crops, including rice, jowár, bájri and cotton, were fairly good except in the low-lying lands of Lárkána, Nawábshah, Hyderabad and Karáchi districts, which were swept by floods from the river and barani streams or through breaches in canal embankments. The remissions of land revenue on account of damages to crops from floods aggregated Rs. 2,40,000. Frost damaged the late kharif crops of jowári and bájri in the barani tracts of Lárkána and caused remissions to the amount of Rs. 28,000. The area under cotton, which had contracted in the previous year owing to the abnormal fall in its price at the beginning of the war, considerably rose during the year owing to a revival of the market. Rabi crops also did fairly well except in the Jamrao tract where they suffered from deficiency of canal water, and in Upper Sind from a complete absence of winter rains. Abundant rainfall brought good crops in the desert portion of the Thar and Párkar district and other barani tracts in Karáchi, Lárkána and other districts which had suffered much in the previous year owing to an almost total failure of rain.

The inundation and rainfall taken together being far more satisfactory than in the preceding year, the area under cultivation rose from 34 lákhs to 48 lákhs of acres, an increase of 41 per cent. This increase is contributed by all the districts, being most marked in the Thar and Párkar district where the cultivated area rose by 126 per cent. The total assessment for the province increased from Rs. 105¾ to Rs. 127½ lákhs, while remissions on account of damage to crops amounted to Rs. 3,68,000 against Rs. 2,08,000 in the previous year.

###### 1-A.—Canals.

As in the previous year, the set of the river was very favourable to most of the right bank canals in Upper Sind Frontier, Sukkur and Lárkána districts, and hence the water-supply in them, *viz.*, the Begári, Desert, Unar, Sukkur, Ghar and Western Nára, was good throughout the season. The Adio canal, however, worked badly as last year and so also the Choi branch of the Begári canal which suffers from defects in its distribution system.

The canals in the Nawábshah district worked fairly well. The Dad, which flowed for 120 days only as against 210 days in the previous year, suffered from a deficiency of water as well as from two breaches when the inundation was high. Its new branch, called the Ren distributary, however, did very well. The Nasrat canal, as usual, did not fare well. But the defects were neutralised by good rains and judicious rotations. The Great Marakh, owing to a favourable set of the river at its head and the low level of the tract it commands, breached in many places, causing serious damage to crops and property. The construction of the much needed regulator at its head has already been sanctioned and it will shortly be taken in hand.

In the Thar and Párkar district the Thar, Mithrao and Hiral canals worked satisfactorily. The tail of the Mithrao still suffers from a deficiency of water

as the schemes sanctioned to remedy this complaint have only partially been carried out. The project for the improvement of the Hiral canal is still under consideration. The rice cultivation temporarily permitted on the canal since 1915-16 has proved a success. The land revenue assessment increased by Rs. 2,000, and on the other hand remissions on account of failure of crops from water-logging, kalar, etc., fell from an average of Rs. 6,700 to Rs. 350 only. The Jamrao canal, which irrigates three talukas of this district and one taluka of the Nawábshah district, aided by rain, did fairly well in kharif. But the rabi cultivation on the canal, which mostly comprises wheat, declined by 35 per cent. owing to the experience of the preceding year when the water-supply had failed completely after Christmas. Owing to the accumulation of silt deposits in its first few miles, the supply in the canal had fallen short of its designed discharge. To remedy this defect the canal was closed for 2½ months in March, April and May 1917 for the first time since it was opened 18 years ago; and with the co-operation of the zamindárs who supplied the bulk of the labour, the silt deposits were expeditiously removed in a length of twelve miles at a cost of Rs. 1.35 lakhs. The sowing of the adhawa (late rabi) crop on the canal was necessarily abandoned on account of this closure.

The supply in the canals of the Hyderabad district was quite satisfactory. But there were floods from breaches in the Great Marakh in the north and in the branches of the Fuleli canal in the south.

In the Karáchi district the supply in the Baghar and in the Pinyari was very inadequate at the commencement of the season, but after the rise of the river and heavy rainfall in August it became excessive. The reduction of karia heads on the latter canal, which was undertaken with a view to check waste of water and meet the deficiency at the tail, has been nearly completed. Similar work previously carried out on the Sattah canal was attended with very satisfactory results during the year.

## 2.—Cattle and Fodder.

The great scarcity of fodder experienced in the previous year disappeared entirely owing to plentiful rainfall throughout the province. In the Desert and also in some places in the irrigated tract natural grass grew in such abundance that bájri and jowári stalks were left to rot in the fields. As a result cattle waxed fat and multiplied.

Although the province mainly depends for its prosperity on canal and river irrigation, the monsoon rains exercise some influence on its agricultural economy in general. Apart from their importance in the desert and other barani tracts and their beneficial effect on irrigated crops in many places where canal water frequently runs short owing to fluctuations in the river level, their share in the fodder supply of the province cannot be left out of account. However good the inundation may be so far as the requirements of crops are concerned, the fodder difficulty would still be keenly felt, especially in cotton and other high-lying tracts, if there were no rain.

Contagious diseases broke out among the cattle in all districts, the total mortality being 3,300 as against 4,000 in the previous year. Anthrax was responsible for 488 deaths, hæmorrhagic septicæmia 407, fluke 374, rinderpest 286. Preventive inoculation against these diseases is gradually gaining favour with cattle owners. Nearly 3,400 operations were performed, and of these in 38 cases only did death occur. Some improvement was noticed during the year in the reporting of outbreaks of diseases by tapedárs.

Two new dispensaries—at Nawábshah and Matli—were opened during the year, bringing the total number to 14, which are distributed in 12 out of 19 subdivisions in the province. The total number of cases treated at the dispensaries or on tour by the veterinary graduates fell from 24,000 to 21,000.

Two cattle shows were held in January last, one at Tatta (Karáchi district) and the other at Nawábshah. But there are no signs as yet that the scientific breeding of cattle is understood. The Willingdon Cattle Farm, which will be located seven miles from Karáchi, will, it is hoped, demonstrate the advantages of the application of scientific treatment to this industry. Preliminary arrangements are now being made for the opening of the farm, though the water difficulty has not yet been fully overcome.

### 3.—Land revenue (recoveries, contumacy, etc.)

The land revenue demand increased by Rs. 21·6 lákhs or 20·47 per cent. to Rs. 127·4 lákhs. Adding the outstanding balance of the previous years, *viz.*, Rs. 2·5 lákhs, the total demand for recovery was Rs. 130 lákhs against Rs. 111·5 lákhs in the previous year. Out of this Rs. 86,000 were suspended and Rs. 6·88 lákhs remitted, leaving a balance of Rs. 122·2 lákhs for collection. The actual collections came to Rs. 120·65 lákhs or 98 per cent., leaving unauthorised arrears Rs. 1·55 lákhs against Rs. 1·45 lákhs in the previous year. The increase in the land revenue demand was contributed by all the districts, the bulk of the increase occurring in Lárkána (Rs. 5½ lákhs), Sukkur (Rs. 3½ lákhs), Upper Sind Frontier (Rs. 3·37 lákhs) and Karáchi (Rs. 3·33 lákhs). The amount of suspensions decreased everywhere except in the Sukkur and Upper Sind Frontier districts where it increased by Rs. 7,000 and 2,000, respectively. Of the amount of Rs. 9,342 shown as suspended in the former district, Rs. 3,693 are due from an unworkable incumbered estate released from the protection of the Manager shortly before the close of the revenue year. Of the balance Rs. 5,648, a sum of Rs. 5,588 represents instalments due from a fuel contractor, which are, however, payable in future years—the whole amount of the contract money having been brought into account in jamábandi.

The increase of over Rs. 3 lákhs in the amount remitted is contributed by all districts except Sukkur and Thar and Párkar which show a decrease of 1 and 29 thousand rupees respectively. The increase is most marked in the Lárkána district (Rs. 1½ lákhs) where remissions on an extensive scale were necessary owing to damage done by floods and frost. The amount remitted in the Upper Sind Frontier district includes Rs. 93,000 on account of difference between the old and the revised rates introduced during the year in the three tálukas forming the Kandhkot sub-division. The collections representing 98·7 per cent. of the total demand were quite satisfactory, considering the nature of the season and other factors, *e. g.*, losses suffered by the temporary suspension of goods traffic on railways.

Out of Rs. 1·55 lákhs representing unauthorised arrears outstanding at the close of the year, as much as two-thirds (Rs. 1,08,000) were due from the Manager, Incumbered Estates, and the Court of Wards in Sind, the recovery of Rs. 3,290 was stayed in the Hyderabad district in accordance with an injunction issued by the District Court, Rs. 11,400 have been recovered since the close of the year, Rs. 3,500 are reported to be irrecoverable and Rs. 500 are under correspondence for remission. The unauthorised arrears for the recovery of which the revenue officers are now responsible are thus reduced to Rs. 28,900 as under :—

|                 |    |    |    | Rs.    |
|-----------------|----|----|----|--------|
| Karáchi         | .. | .. | .. | 11,800 |
| Hyderabad       | .. | .. | .. | 11,600 |
| Lárkána         | .. | .. | .. | 3,700  |
| Thar and Párkar | .. | .. | .. | 1,000  |
| Nawábshah       | .. | .. | .. | 700    |

Steps have been taken for the recovery of the arrears in the Hyderabad and Karáchi districts except for a sum of Rs. 7,645 due from the barani tracts of the latter district where peculiar conditions prevail. It is satisfactory to note that the arrears in the two last-mentioned districts (Thar and Párkar and Nawábshah) are only nominal, and that Sukkur and the Upper Sind Frontier (the latter for the second year in succession) have shown a clean sheet.

The aggregate outstandings against the Manager and the Court of Wards have been reduced during the year by about Rs. 4,000 only. The question of the large amount of unauthorised arrears due from the Manager will be dealt with in the review of his report.

The land revenue was collected without any particular difficulty. The number of notices of demand issued in the Thar and Párkar district was double that of the previous year, but this is not of much significance as the increase occurred mostly in the desert tract which had very little cultivation in the previous year. A more extended use was made of the provisions of section 148 of the Land Revenue Code in the Nawábshah and Thar and Párkar districts. The sale of moveable and immoveable property was resorted to in 120 and 13 cases respectively, while the forfeitures, most of which occurred in the Nawábshah district,

owing to arrears of fallow assessment as well as to the breach of other conditions of Act III of 1899, numbered 2,237.

An increasing use of the new system of remittance of land revenue by postal money orders sanctioned in Government Resolution No. 582, dated the 18th January 1915, is reported from the Lárkána and Nawábshah districts. In the latter the sum so remitted rose to Rs. 85,000 from Rs. 64,000 in the previous year.

#### 4.—*Takávi.*

The total amount advanced to cultivators during the year was Rs. 6·64 lákhs (Rs. 2·51 lákhs under the Land Improvement Loans Act and Rs. 4·13 lákhs under the Agricultural Loans Act) as against Rs. 7·40 lákhs in the previous year. The decrease of Rs. ·76 lákhs was shared by all the districts except Hyderabad which shows an increase of Rs. ·6 lákhs. The total demand set down for collection during the year, including the previous year's balances, amounted to Rs. 10·37 lákhs, of which Rs. 8·89 lákhs were collected, Rs. ·58 lákhs suspended, Rs. ·11 lákhs written off, leaving a balance of Rs. ·79 lákhs. Of this Rs. ·60 lákhs (as against Rs. ·82 lákhs) are due from the Manager, Incumbered Estates, and the Court of Wards in Sind. Rs. ·03 lákhs have since been recovered and the remission or postponement of Rs. ·02 lákhs is still under consideration. The net balance of unauthorized arrears at the time the district reports were prepared is thus reduced from Rs. ·27 lákhs shown in the last year's report to Rs. ·14 lákhs only. The progress made in reducing these arrears in the various districts except Karáchi in which the arrears increased from Rs. 778 to Rs. 3,481, is compared under :—

| District.               | Unauthorized | Arrears. |
|-------------------------|--------------|----------|
|                         | 1915-16.     | 1916-17. |
|                         | Rs.          | Rs.      |
| Thar and Párkar .. .. . | 453          | ..       |
| Sukkur .. .. .          | 2,134        | 261      |
| Nawábshah .. .. .       | 3,677        | 1,725    |
| Hyderabad .. .. .       | 7,606        | 3,820    |
| Lárkána .. .. .         | 12,431       | 4,744    |

The Upper Sind Frontier district for the second year in succession has shown a clean sheet. The increase of arrears in the Karáchi district is attributed to the inability of the land-holders of the Kohistan tract to discharge their liabilities in full on account of the preceding two years' drought. A further sum of Rs. 2,410 was collected during the year on account of instalments not yet due. The total outstanding debt (principal) has been reduced from Rs. 16·09 lákhs to Rs. 13·76 lákhs. The collections bear a percentage of 85·7 to the demand as compared with 78·7 in the previous year.

The inspection of takávi works received adequate attention at the hands of all officers concerned except the following :—

*Karáchi district.*—The sub-divisional officers of Tatta and Shahbunder, who inspected only two and seven works respectively out of 82 and 31.

*Nawábshah district.*—The sub-divisional officers of Nawábshah and Naushahro, who inspected 24 and 18 works out of 105 and 125 respectively.

*Thar and Párkar district.*—The sub-divisional officer, Mirpurkhás, who inspected 33 works out of 214.

*Hyderabad district.*—The sub-divisional officer and mukhtyárkars of the Tando Division, where out of 114 works the former examined only 22 and the latter all together only 46.

The explanation of the officers concerned is being obtained and they are being reminded of the necessity of inspection of these works in future. Forty-two cases of misuse of loans were detected during the year and the immediate recovery of the loans was ordered in every case.

#### 5.—*Trade and Industries.*

There was hardly any change in the general conditions of trade and industries as compared with the previous year. The dearth of tonnage affecting the import and export trade continued. Japanese goods are replacing German and Austrian articles to some extent. There being no substitute available for coal-tar colours, which previously came from Germany, the dyeing, weaving and lacquer

work industries in the mofussil are practically in abeyance and the artisans who depended on them for their livelihood have mostly taken to agriculture. A slight revival of the old indigo industry has occurred in the Sukkur district and the adjoining Khairpur State.

Owing to the reopening of the cotton market in the previous year the area under this crop rose by about 50 per cent. and as the price ruled high both the cultivator and the dealer realised good profits. The cotton-ginning and rice-husking factories also prospered, being mostly in full work. Owing to the abundance of fodder, the cattle and ghi trades revived in the desert and other barani tracts. A new trade sprang up in the export of cattle and fuel to Mesopotamia for military requirements. Cattle breeders of the Karáchi district prospered and dealers in fuel made huge profits.

Internal trade was subjected to much temporary inconvenience in January and February last by the suspension of goods traffic on railways on account of the exigencies of the war. The difficulty still continues to a certain extent owing to the shortage of wagons and the heavy military traffic.

Restriction of commercial credit continued as before, and the money market was somewhat tighter than in the previous year owing to the flotation of the war loan.

#### 6.—*Prices.*

The prices of jowári and bájri appreciably fell after good harvests, there being no outside demand for them. Wheat rose by a few annas only per maund, while rice generally kept steady. The general level of prices of food-grains is still somewhat higher than in pre-war times. Unginned cotton fetched on an average Rs. 9-8-0 against Rs. 8 per maund in the previous year, the rise being attributed to an increased demand from Japan. The maximum price of this commodity during the year was Rs. 11 per maund, and this high rate is also quoted at present.

The development of the Indian cotton mill industry and the increasing demand for piece-goods by the agricultural classes in India on account of their improved standard of living following on the high prices they obtain for their crops make the prospects of cotton cultivators very favourable.

Notwithstanding the abundant fodder supply and improvement in the condition of milch cattle, ghi is still selling at a very high rate, Rs. 60—65 per maund, which is about 50 per cent. in excess of its normal price. This is due to the large demand for Mesopotamia. For the same reason the price of fuel has gone up from 8—10 annas to Re. 1 and Rs. 1½ per maund.

#### 7.—*Labour and Wages.*

Owing to the favourable monsoon all over the country, the Márwáris and Cutchis who had come here in the previous year of scanty rainfall returned to their homes. On the other hand, there was a great demand for labour, skilled and unskilled, for operations in Mesopotamia. As a result there was a scarcity of labour in rural as well as urban areas. The wages of unskilled labour rose by 25—50 per cent. The dearth in the mofussil intensified by malaria delayed harvesting. Crops were lost and the zamindárs were involved in much loss. Skilled labour in the Port of Karáchi and elsewhere commanded rates of wages never dreamt of before.

The problem of securing an adequate and steady labour supply for agricultural purposes in Sind is not easy of solution. The floating element supplied by Márwár, Cutch and other outside places often disappears just when it is needed most in a favourable season of heavy rainfall as their own countries have probably had similar good fortune. The scarcity is also aggravated by the ravages among the local population of the malaria which is invariably the close follower of heavy rain.

#### 8.—*Emigration and Immigration.*

As noticed in paragraph 7 above, there was an exodus of Cutchis and Márwáris owing to good monsoon rains in their country. The usual cold weather supply of Pathan labour was not much in evidence, as the extension of the railway line from Nushki to Dalbaldin absorbed a large amount. The flow of labour to

Mesopotamia and the temporary emigration for trade purposes outside India of Banias, mis-called 'Sind workis,' continued, the latter being on a larger scale than in the previous year. Some Punjabis arrived in the Janrao tract to cultivate land and also to acquire plots for themselves from Government. About 1,800 acres were distributed among them in small lots. Some immigrants belonging to Bauriah and other criminal tribes of the United Provinces and Ajmir were noticed in the Lárkána district. They were believed to have evaded registration in their country and many of them were sent back to their homes. A few who were suspected of petty thefts were arrested and dealt with under section 109, Criminal Procedure Code.

#### 9.—Public Health.

Public health was distinctly bad as compared with the previous year. Plague and cholera broke out in the towns of Karáchi and Hyderabad and in a milder form in Sukkur. A few cases of cholera also occurred in Lárkána and Nawábshah districts. The number of plague cases in the town of Karáchi rose from 149 to 1,257, of which 1,169 proved fatal. Hyderabad, which had been immune from the epidemic in the previous year, was attacked for no less than four months from January 1917, despite a large portion of the town having been evacuated soon after the outbreak. There were 780 deaths out of 1,068 cases in the town and its suburbs. Small-pox made its appearance in Sukkur attacking 466, of which 90 died. A few sporadic cases of the disease also occurred in Lárkána and Nawábshah districts.

The floods and heavy rainfall brought in their train a very severe and wide-spread outbreak of malaria. It lasted longer than usual, as the mild form of the cold weather favoured the longevity of the mosquitos. As a result, the gathering of the kharif harvest and rabi sowing operations were greatly impeded in many places. In view of military requirements, not more than four itinerant sub-assistant surgeons could be deputed on anti-malaria duty, as compared with 7 in the preceding year. In all 12,000 cases of malaria and 4,000 of other diseases came under their treatment. Free distribution of quinine tablets and treatments among school children and poor people were made as usual by Local Boards, though on a more reduced scale than last year owing to the high price and limited supplies of the drug. The sales of quinine treatments from Post Offices also diminished for the above reasons. Quinodine, which is cheaper, was tried as a substitute for quinine, but its efficacy could not be satisfactorily established. The annual recrudescence of malaria exercises a very baneful effect on the agricultural industry of the province.

#### 10.—Education.

Owing to financial stringency the number of primary and secondary schools remained almost stationary. The great majority of the agricultural classes are not yet convinced of the advantages of education. Complaints are repeated of the low pay and prospects of masters and of the inadequate number of trained teachers. Out of a recurring grant of two lákhs of rupees for the whole Presidency for the purpose of (1) giving code pay to masters, (2) providing additional assistants in undermanned schools and (3) opening new primary schools, Rs. 20,500 have been recently allotted to Sind. The progress of female education outside the towns of Karáchi and Hyderabad is very slow, being retarded by the apathy of Hindus and Mahomedans alike and by the scarcity of trained mistresses. Consequently the proposals sanctioned a few months ago for the amelioration of the conditions of service in the case of female teachers and members of the inspecting staff, though of a very beneficial character, are not likely to produce any immediate effect on the advancement of female education in Sind.

The backward condition of the Mahomedans in education needs no reiteration. The existing Madressahs for secondary education at Karáchi, Lárkána, Jacobabad and other places did fairly well, with the exception of one at Mehar (Lárkána district) which is a private institution aided by the District Local Board and Government. Secondary education among Musalmans is being encouraged by the institution of special scholarships sanctioned last year. There was a slight fall in the number of Mulla schools in the Upper Sind Frontier and Lárkána districts. But the value of these indigenous schools and of the institution of Mullahs attached to Local Board schools is being increasingly realized everywhere. Proposals to

place Mahomedan education from the primary to the highest stages on a satisfactory basis have been made in the report of the committee appointed in 1915 to consider this question. The Commissioner's recommendations on the committee's report were submitted to Government in November 1916.

Extract.

A. W. W. Mackie, Esq., I. C. S., Collector, Nawábshah.

The systematic development of the indigenous schools is proceeding steadily and successfully. There is of course much room for improvement in these schools regarded solely as educational institutions: but their usefulness in bringing within the pale of enlightenment many children who would otherwise remain totally uneducated is great and undoubted. Their efficiency is being gradually increased: and great attention must be given to continued progress in this matter. The remarkable attendance of girls at such schools is worthy of note.

11.—*Public Feeling and the Press.*

The loyalty of the people towards the Crown and the British Government was frequently exemplified. Prayers for the early and complete victory of the Allies were offered on the third anniversary of the war—the 4th of August last—in temples and musjids throughout the province. The fall of Baghdad greatly impressed the masses and any doubts of success have been removed by the occurrence of that event and the entry of America into the war. The response to the war loan was satisfactory, the total contributions reported to date aggregating Rs. 170 lakhs. The people have been inconvenienced by the rise in the prices of necessaries such as cloth, food-grains, fuel, etc., the dearth of good wagons, the stoppage of dyeing, weaving and lacquer work industries and other similar difficulties occasioned by the war. These inconveniences they have accepted in a spirit of loyalty to the Government.

The tone of the press was satisfactory on the whole. The provisions of the Press Act were resorted to in one case and security taken from the publisher of a new English daily newspaper owing to certain articles of an objectionable character. The clamours of branches of the Home Rule League in other parts of India are re-echoed in the province, but the membership of the local branches is yet very small. Many of the papers were absorbed in the discussion of the local systems of taxation, the question of the introduction of house tax in some of the principal towns arousing some interested opposition. It may be noted that 14 out of the 19 divisions in the province have no press for the local publication of any newspaper. Acknowledgments are due to the press for the ready assistance given in explaining the objects of the war loan to the people.

Extract.

A. W. W. Mackie, Esq., I. C. S., Collector, Nawábshah.

The people are quite unperturbed by the war. They are perfectly loyal, and as active in their loyalty as any one could expect. On the third anniversary of the outbreak of hostilities public meetings were held by all castes throughout the district to express their loyalty and to pray for the victory of the British Empire. The disturbances of trade and prices caused by the war are accepted quietly, as a matter of course. The fact that the Empire is engaged in an enormous struggle such as the world has never hitherto seen, and India yet remains comparatively unaffected and quite comfortable, is really impressing the educated portion of the community with a sense of the massive strength of the Empire to which they belong.

12.—*Summary of Material Prosperity and Prospects.*

The year was much more prosperous than its predecessor. The crops except in a few tracts swept by floods were good and free from pests and the fodder supply for cattle much in excess of requirements. The prices of agricultural products though slightly less in the case of jowári and bájri were on the whole favourable for the cultivators. As a result Government demands were recovered with ease.

The current year gives promise of less favourable results than the one under report so far as the canal irrigated areas are concerned. The season opened badly. The river was low in May, June and the greater part of July, and many canals did not reach an irrigating level, and no useful rain fell. The situation was, however, much eased in the beginning of August by the concurrence of a high inundation and plentiful and general rainfall. Owing to the late inundation the

area under kharif has contracted to about 80 per cent. of the normal cultivation. There has been extensive damage by rats to rice in Lower Sind. Consequently the valuation of kharif crops will average 8 annas only against a normal crop of 12 annas. The prospects of the barani areas and of rabi in irrigated tracts, however, are nearly as good as those of the year just expired.

In the Tando division of the Hyderabad district the dismantlement, for military reasons, from November 1917, of the Hyderabad-Badin Railway, which has served that tract for the past thirteen years, will cause considerable loss and inconvenience.

## II.—Inspection.

### 1.—General Inspection.

The inspection work performed by the district officers in the province, as shown below, is satisfactory :—

|   |       |       |
|---|-------|-------|
| 1. Number of Mukhtíarkars' offices inspected  | .. .. | 45    |
| 2. Number of Maháلكaris' offices inspected  | .. .. | 2     |
| 3. Number of dehs visited on duty, in which routine inspection such as examination of accounts, records and receipts, was done. |       | 1,193 |
| 4. Number of dehs which were not visited but of which the records were examined.  |       | 471   |
| 5. Number of dehs visited on duty in which no routine inspection was done.  |       | 1,556 |
| 6. Number of village sites visited on duty in which no routine inspection was done.   |       | 1,362 |

The number of days spent on tour out of head-quarters was up to the standard prescribed by the Commissioner, except in the case of the Collectors of the Karáchi and Hyderabad districts. They have, however, furnished sufficient explanations for the inadequacy of their tours. The Collector of Karáchi, whose tour was limited to a total period of 42 days only, had necessarily to remain at his head-quarters for a great portion of the touring season on account of duties in connection with the war and His Excellency the Governor's visit. His inspection duties in the district were consequently performed by his Daftardár. The deficit of 17 days in the tour of the Collector of Hyderabad is explained by the fact that he had to be at his head-quarters for 24 days in connection with meetings of the Committee of Management, the war loan and a special political enquiry. The tours of the sub-divisional officers were adequate except in the case of those in charge of Tando, Shikárpur, Mirpur Mathelo, Lárkána and Naushahro. The Assistant Collector of Lárkána was allowed, with the Commissioner's previous approval, to close his tour at the end of May. The other sub-divisional officers concerned have not explained the reasons for not being out on tour for the prescribed number of days, and the attention of the Collectors is being drawn to this omission. The Collector of Karáchi has drawn attention to the tour of the sub-divisional officer, Kotri, being unduly confined to certain towns along the line of railway; only 23 days were spent in the Kohistán mahál. This was obviously inadequate and Mr. Koreishi's attention is being drawn to it.

The inspection and repairs of boundary marks were generally well attended to throughout the province. Wherever the zamindárs failed to carry out repairs themselves, they were executed through the agency of the contractor. This procedure needs close care and supervision to obviate hardships on the zamindárs of those localities where floods prohibit early repairs after the close of the inundation season.

In the course of his tour the Commissioner examined the records of seven taluka offices in four districts. The errors and omissions in accounts and delays in the disposal of correspondences that were discovered were as usual brought to the notice of the Collectors concerned.

### 2.—Destruction, Indexing and Sorting of Records.

The work of destruction of useless records was properly attended to and is up to date. The sorting, arranging and indexing of the records to be preserved also received due attention during the year.



### III.—Revenue Establishments.

#### 1.—Land Revenue Staff.

On the whole the Mukhtiárkars and the revenue establishments performed their duties satisfactorily. The collection of subscriptions for the war loan was a considerable addition to the labours of the Mukhtiárkars, but they acquitted themselves with credit. The improvement of the prospects of Head Clerks in the offices of the Collectors and the Commissioner by grading them with Mukhtiárkars was sanctioned by Government during the year. The Collector of Sukkur brings to notice the inefficiency of the subordinate staff and he attributes this to extremely slow promotion and to the prospects for intelligent English-knowing men being very poor. A similar observation is also made by the Collector of Nawábshah. In the Lárkána district two munshis were reduced, one from Rs. 20 to Rs. 15 for insubordination and another from Rs. 30 to Rs. 25 for misbehaviour, and a few more punishments of temporary reduction in grade were awarded for minor faults in other districts. The munshi in the Nawábshah district who was mentioned in last year's report as having been suspended for embezzlement of several sums of malkano for building sites and who was acquitted by the District Sessions Court in respect of the three sums for which he was prosecuted was dismissed. He was about to be prosecuted on the remaining counts, but he paid up the whole amount of Rs. 2,500 he had misappropriated and further criminal proceedings against him were dropped.

#### Extract.

E. L. Moysey, Esq., I. C. S., Collector, Sukkur.

There is a general complaint about the inefficiency of the subordinate staff, which is not unjustified, and the class of recruits is generally speaking exceedingly poor. The fact is that the Revenue Department no longer offers good prospects to intelligent English-knowing men, while the demand for work, and especially intelligent work, is steadily increasing. Permanent vacancies are slow and entail long waiting, and promotion is dreadfully slow. I am convinced that the only sound and effective remedy is the institution of incremental pay, increments being, of course, withheld in the case of unsatisfactory work.

#### 2.—Village Staff.

The work of the village staff was fairly satisfactory. Survey work is still unpopular with most of them and requires the constant application of a stimulus. The following table shows the number and percentage of cases of suspensions and dismissals :—

|                         | Total number of<br>officiators. | Number<br>suspended. | Per-<br>centage. | Number<br>dismissed. | Per-<br>centage. |
|-------------------------|---------------------------------|----------------------|------------------|----------------------|------------------|
| Tapedárs .. ..          | 872                             | 16                   | 1·8              | 7                    | ·8               |
| Supervising tapedárs .. | 233                             | 1                    | ·4               | ..                   | ..               |

Of the tapedárs suspended, one in the Nawábshah district was reduced for disobedience of orders and the cases of two—one in the Hyderabad district and the other in the Nawábshah district—are under enquiry. The remainder were either reinstated or dismissed. The one supervising tapedár suspended in the Nawábshah district was finally reduced to the post of tapedár for misconduct. Of the dismissed tapedárs, one in the Karáchi district was charged with misappropriation of cattle pound fees received by him, while another in the Nawábshah district had misappropriated land revenue collected by him. There were also 15 cases of reduction—three of supervising tapedárs and 12 of tapedárs—for misconduct or bad work of various kinds. Fines were not inflicted in any district. The improvement of the status and the prospects of the village establishment referred to in last year's report has been proposed by the Commissioner. It is hoped to secure a higher standard of honesty and efficiency.

#### 3.—General Remarks on Progress made in the Measurement of Sub-divisions of Survey Numbers.

The measurement work of sub-divisions of survey numbers is kept upto date and the sub-divisions have now been given the status of survey numbers for the purpose of assessment, remission and fallow rules in all the districts of the province. Excessive sub-division of land is of rare occurrence in Sind, and with proper vigilance over the work of tapedárs no difficulty is anticipated in carrying out the measurement work promptly as it arises in future.

## IV.—Special Matters.

## 1.—Record of Rights.

The record of rights was not newly introduced anywhere in the province. The record was due for re-writing in the Kotri taluka of the Karáchi district, Ratodero, Mirokhán, Mehar and Kakar talukas of the Lárkána district, Shahdádpur, Nawábshah and Sinjhoró talukas of the Nawábshah district, and in the Pithoro taluka of the Thar and Párkar district. Of these, work was, however, actually carried out in the Kotri taluka only. In Shahdádpur and Pithoro talukas it was commenced during the year and is still in progress. In Nawábshah the re-writing was not considered necessary on account of the small number of mutations, while in Sinjhoró the work will be undertaken on the introduction of the revised settlement, the proposals for which are under consideration. The work in Ratodero, Mirokhán, Mehar and Kakar was suspended for a year as the Mukhtíarkars of these talukas omitted to comply with some essential preliminaries laid down in the Manual of the Record of Rights for Sind. There were 1,500 cases of default in reporting acquisition of rights and the fine imposed aggregated roughly Rs. 4,500. Except in the areas specially exempted from its operation, the Record of Rights forms the basis of the land revenue accounts throughout the province. The record, which is on the whole fairly well maintained, is gaining in precision and receiving better attention than previously from all officers concerned since the issue last year of a special manual containing detailed instructions.

The following statement shows the area of land held by agriculturists and non-agriculturists in the various districts:—

| Name of district.   | Area of land held by agriculturists. |          | Area of land held by non-agriculturists. |          | Total area in |          |
|---------------------|--------------------------------------|----------|--|----------|---------------|----------|
|                     | 1915-16.                             | 1916-17. | 1915-16.                                 | 1916-17. | 1915-16.      | 1916-17. |
|                     | Acres.                               | Acres.   | <i>In thousands.</i>                     |          | Acres.        | Acres.   |
| Karáchi             | 691                                  | 595      | 63                                       | 66       | 654           | 661      |
|                     | 22                                   | 47       | 2  | 3        | 24            | 59       |
| Hyderabad           | 939                                  | 972      | 133                                      | 148      | 1,072         | 1,120    |
|                     | 4                                    | 11       | 1  | 1        | 5             | 12       |
| Nawábshah           | 925                                  | 1,004    | 231                                      | 173      | 1,156         | 1,177    |
|                     | 17                                   | 32       | 3  | 9        | 20            | 41       |
| Thar and Párkar     | 1,976                                | 2,099    | 64                                       | 68       | 2,640         | 2,167    |
|                     | 11                                   | 66       | ..                                       | ..       | 11            | 66       |
| Lárkána             | 1,011                                | 1,039    | 206                                      | 210      | 1,217         | 1,249    |
|                     | 25                                   | 43       | 3  | 5        | 28            | 48       |
| Sukkur              | 582                                  | 603      | 132                                      | 124      | 714           | 727      |
|                     | 33                                   | 42       | 3  | 4        | 36            | 46       |
| Upper Sind Frontier | 824                                  | 827      | 63                                       | 63       | 857           | 890      |
|                     | 19                                   | 35       | ..                                       | ..       | 19            | 35       |
| Total               | 6,858                                | 7,139    | 892                                      | 852      | 7,750         | 7,991    |
|                     | 131                                  | 277      | 12                                       | 22       | 153           | 299      |

The area of land held for one year has been shown in italics below the figures relating to lands held on permanent tenure, which include grants for periods exceeding one year as they are generally repeated to the same occupant on the expiry of the temporary tenure. The figures represent the combined effect of fresh lands acquired from and fallow lands forfeited to Government and transfers between the two classes of occupants. But no explanation is given in the district reports for increases of 3,000, 15,000 and 4,000 acres held by non-agriculturists on permanent tenure in Karáchi, Hyderabad and Thar and Párkar districts, respectively, and a decrease of 8,000 acres for the same class in Sukkur district. The decrease of 58,000 acres shown against Nawábshah is incorrect as admitted by the Collector. The district officers will be asked to pay greater attention to the accuracy of these figures and also to explain marked fluctuations in future due to various causes. The total increase of 241,000 acres in the area of permanent grants is largely due to fresh grants in the Desert.

## Extract.

A. W. W. Machie, Esq., I. C. S., Collector, Nawábshah.

The tendency to effect transactions in land by entries in the record alone, omitting registration, still continues. It is hardly necessary to remark that people hold a high and growing appreciation of the value of the record.

## 2.—*Non-alienable Tenure.*

The area held on the restricted tenure under the Land Revenue Code increased by 104,000 acres to 988,000 acres. Including holdings under the Sind Occupants Act, III of 1899, the aggregate area under this tenure amounted to nearly 15½ lakhs of acres, or 19 per cent. of the total occupied area. Sixty-six cases of evasion of the conditions of the tenure were reported during the year. Of these 35 cases, involving an area of 539 acres, were dealt with by forfeiture of grants to Government, in 16 cases either land was restored to former occupants or transfers were condoned, and the remaining 15 cases were pending at the close of the year.

### Extracts.

E. L. Moysey, Esq., I. C. S., Collector, Sukkur.

The tenure is not unpopular and land held on it generally realized a good price if it comes to be sold by auction on the same tenure. I estimate that the market value of land held on the restricted tenure is about half that on the unrestricted tenure, instead of being *nil* as was once supposed.

A. W. W. Mackie, Esq., I. C. S., Collector, Nawábshah.

The non-alienable tenure has now established its necessity and utility in the rural economy of Sind and is accepted readily even by Hindu zamindárs, as pointed out by Mr. Lala.

Doubtless many a zamindár would be glad to have the restrictions removed (to his own ruin incidentally), but no one for whom this tenure is suitable ever dreams of objecting to it. It is a contentedly accepted fact.

## 3.—*Others.*

*Darbárs.*—The Commissioner in Sind held two darbárs, one at Lárkána and the other at Nawábshah, at which he presented the sanads of titles conferred by His Excellency the Viceroy and distributed lungis and afrinámas to certain zamindárs and police officers who had rendered conspicuous assistance to Government in closing breaches, in the prevention of crime and in other ways.

*Agricultural and cattle shows.*—Agricultural, cattle and horse shows were held at Nawábshah in January 1917. The shows were moderately successful and prizes were presented by the Commissioner in darbár. A combined cattle and agricultural show was also held at Tatta in the Karáchi district. The mule show held at Lárkána by the middle of February was only a qualified success.

*Prospects of improvement in agriculture.*—Agricultural experiments are being carried out on the farms which now exist at Mirpurkhás, Sukkur, Lárkána and Landhi near Karáchi, and demonstrations are also held on various minor plots in other districts. The principal work so far done has been in the introduction of improved implements and the demonstration of improved methods of agriculture. The results are not yet to be found on a large scale, but nevertheless give grounds for hope of more rapid expansion in the future.

An obstacle which in Sind assumes greater prominence than in the Presidency is the system of agricultural economy, whereby the actual cultivator decides the crop that he will sow and is in a position to disregard the wishes of the zamindár. An intelligent zamindár may visit a farm and desire to introduce improvements, but may find himself impotent to carry out his wishes through the obstruction of his tenant-labourer. Moreover, tradition prescribes that the tenant shall bear the expenditure on ploughs, machinery for lifting water, etc., and the zamindár is naturally reluctant to invest capital in introducing improved implements if he cannot readjust his share of the produce. It is said that the Punjabi immigrants on the Jamrao canal are more receptive of new ideas than the conservative Sindhis, and their example is undoubtedly having some slight effect.

*Co-operative Credit Societies.*—These societies increased from 34 to 56, and the progress is distinctly satisfactory. Government have decided to appoint a full-time Assistant Registrar of Co-operative Societies in Sind, who after a period of training will begin work from the 1st of April 1918.

### Extracts.

E. L. Moysey, Esq., I. C. S., Collector, Sukkur.

I examined the accounts of all the societies during the year and talked to the office-bearers and members. I cannot say that any of them are well-managed, except that at

Garhi Yashin. Loans are punctually repaid according to the books, but as the same or similar amounts are frequently borrowed a few days later, repayment in such cases is evidently fictitious. Managing Committees do not pay any attention to the application of the loans and advance sums which are either too small or too large for the object stated and without consideration of the season during which the loan is asked. Thus, a man will be found to have borrowed Rs. 15 for the purchase of a bullock which would cost him Rs. 30 or Rs. 40 and to have taken money for seed in January when rabi sowings have long been completed and kharif sowings are far distant. Members of the committee, even wealthy men, are generally the largest borrowers.

E. J. Bolus, Esq., I. C. S., Collector, Lárkána.

As a rule, the mutual jealousies of the zamindárs are a formidable obstacle to co-operation.

B. W. Kissan, Esq., I. C. S., Collector, Thar Párkar.

Unregistered co-operation on a small scale exists in several Punjabi villages, where articles for common use, *e. g.*, flour mill, sugarcane crushing machine, are bought from a common fund and made use of by all villagers free of charge. \* This indicates that registered societies need but little encouragement and advice for further development.

#### V.—Assistance to Inamdars and superior holders.

There were in all 507 applications for assistance to be dealt with. Of these ten were filed by inámdárs. Three hundred and thirty applications were disposed of during the year, the remaining 177 being mostly received at the end of the year.

The following are the particulars, so far as available, of successions to and lapses of jágirs :—

|   |          |
|---|----------|
| <i>Successions.</i> —Jágir grants .. .. . | 4 cases. |
| Garden grants .. .. .                     | 2 „      |
| <i>Lapses.</i> —Jágirs .. .. .            | 2 „      |

#### VI.—General Remarks and Conclusion.

The year was not marked by any violent cataclysm or event of outstanding importance. The continuance of the war produced its inevitable consequences in the dearth of freight steamers, the depression in the import and export trade, the scarcity of articles of European manufacture, the extension of village industries dependent on German dyes, the temporary suspension of goods traffic on railways, the high level of prices of labour and of necessaries of life, in particular in regard to piece-goods, sugar, ghi and fuel. The rise of price in the last two items, ghi and fuel, is directly due to the demands of the Army in Mesopotamia and presses hardly on the poorer classes.

The peace and quiet of the province has been unbroken; and the fall of Bagdad undoubtedly made a great impression of the power of the British Army. The people have little knowledge or appreciation of the course of events in the other theatres of war.

The decrease of crimes of violence, such as dacoity and robbery, was very marked. This is ascribed partially to the prosperity of the season and partially to the measures taken for the repression of the Hurs and other criminal tribes.

Peace on the border of the Lárkána district was also unbroken, thanks to the vigorous measures adopted by the political authorities in the Kalat State last year.

In the region of self-government, an important experiment was introduced towards the close of the year in the appointment of numerous Benches of Honorary Magistrates for the trial of petty cases. This measure, which was under consideration and preparation throughout the year, has resulted in the appointment upto date of 208 Magistrates on 47 Benches in 24 tálukas; and will lead, it is hoped, in a gradually increasing degree, to the association of the leading gentry and merchants in the control of the public affairs of their localities.

*Reports.*

Commissioners' Land Revenue Administration Reports, Part II, and Collectors' and certain Sub-Divisional Officers' Administration Reports for 1916-17.

## GOVERNMENT OF BOMBAY.

## REVENUE DEPARTMENT.

## Resolution No. 9247.

Bombay Castle, 13th September 1918.

|   |   |  |
|---|---|--|
| <p>Memorandum from the Commissioner in Sind No. 3446 dated 28th November 1917.<br/>         Letter from the Commissioner, N. D., No. A.D.M.—19 dated 6th February 1918.<br/>         Letters from the Commissioner, C. D., No. A.—1987 dated 4th December 1917 and 26th April 1918.<br/>         Letter from the Commissioner, S. D., No. 6379 dated 4th November 1917.</p> | } | <p>Submitting the Land Revenue Administration Reports, Part II, of their respective charges for the year 1916-17 together with the Collectors' and certain Sub-Divisional Officers' Administration Reports for the year; the Commissioners also submitting extracts from the other Sub-Divisional Officers' reports.</p> |
|---|---|--|

**RESOLUTION.**—The season of 1916-17 in the Presidency proper was marked by an early onset of the monsoon with a rapid extension inland. The distribution of the rainfall was generally regular and favourable until the end of the usual monsoon period when an abnormal precipitation caused extensive damage to standing crops in several districts. In Gujarát, where in the previous year the northern tracts suffered severely from deficiency of rainfall, the agricultural classes enjoyed a year of remarkable prosperity from a yield of wheat and cotton unparalleled in the last twenty years. In the Central Division the outturn of the crops both kharif and rabi was generally normal, though the earlier crops (especially cotton in East Khándesh) were damaged by the heavy September rains. In the Southern Division the promise of a most favourable season was marred by an unprecedented volume of rain in November which ruined the standing crops over wide areas in Bijápúr and Dhárwár. The consequent floods caused widespread distress, some loss of human life and the destruction of over 30,000 houses and much live-stock. The abundant rainfall of the year improved the condition of the water-supply both for irrigation and for household purposes, though the tanks in Gujarát, dried up by the scarcity of the preceding year, were not fully replenished. Boring operations were conducted with vigour and a considerable measure of success in the Northern Division where conditions are particularly favourable to this means of increasing the water-supply. It is unfortunate that no success has so far attended the operations at Broach though the bore has been driven to the depth of 1,580 feet in the hope of furnishing the town with a water-supply such as was obtained at Viramgám in the previous year.

In Sind the conditions of the season were generally favourable and the area under cultivation rose by 41 per cent. The flood level of the Indus was somewhat below the normal, but this deficiency was supplemented by timely and abundant rainfall which was particularly beneficial to cultivation in the desert tracts and in the Kohistan. On the other hand, very considerable damage leading to remissions of revenue of nearly 2½ lakhs of rupees was occasioned by floods from the river and bání streams or through breaches in canal embankments. The occurrence of such extensive damage due to the last named cause in a year not marked by a high and prolonged inundation is evidence of the great attention which must be paid to the improvement of the system of regulation and distribution in the main canals.

2. The condition of cattle, so far as determined by the supply of forage, was satisfactory throughout the Presidency proper.

parts of an inordinate number of cattle, many of which exist only as consumers of forage, militates against any improvement in the general condition of the agricultural stock of the country. It may be, as suggested by the Commissioner, Central Division, that the grazing rules are at fault in their impartial treatment of all cattle without reference to their utility and that some alteration is needed therein to encourage the preservation and improvement of serviceable stock. The question undoubtedly presents considerable difficulties in view of existing popular prejudices. Government consider that the matter is one for the consideration of the Commissioners in conference.

Cattle disease, particularly rinderpest, broke out in all three divisions of the Presidency proper. The staff of the Veterinary Department displayed commendable activity in combating contagious disease by prophylactic inoculation which continues to grow in favour amongst the more enlightened classes of cultivators. The importance of the segregation of infected cattle is not yet generally realised, but knowledge of this potent factor in the prevention of disease is being gradually disseminated by the veterinary officers. A further check to the spread of contagious disease will be furnished by the inter-communication of information of outbreaks of disease between neighbouring provinces and native states.

The demand for veterinary dispensaries continues, but progress in this direction is retarded by the restrictions on expenditure during the war. With the return of normal conditions, however, it is hoped that veterinary assistance will speedily come within the reach of the great bulk of cattle owners in the Presidency. In Sind the abundant rainfall provided ample pasturage, an effective contrast to the melancholy conditions of the previous year. There was also a marked diminution in the mortality from contagious disease, and it is satisfactory that in Sind as in the Presidency proper the value of inoculation and the general benefits conferred by the operations of the Veterinary Department are gaining an increasing measure of public recognition. Amongst other important measures of agricultural economy which engaged the attention of the authorities during the year may be enumerated the formation of fodder reserves from the surplus of favourable years, and the improvement of indigenous breeds of draught and milch cattle.

3. *Land Revenue.*—At the outset of the year under review the total authorised arrears of land revenue amounted to 22½ lakhs, whereof 18½ lakhs pertained to the Northern Division, a legacy from the deficient rainfall of the previous year. In addition, the accounts contained unauthorised arrears amounting to Rs. 26,600, more than half of which were due from the Northern Division for similar reasons. The corresponding figures at the beginning of 1915-16 were 11·8 lakhs authorised and Rs. 36,640 unauthorised arrears. The current demand of the year under review amounted to 3·54 crores compared with 3·43 crores in the previous year. The increase in the demand is mainly accounted for by the introduction of revision settlements in several talukas of the Central and Southern Divisions. Of the total demand of 376¼ lakhs, over 368½ lakhs were collected. Suspensions (including resuspensions) totalled 2½ lakhs compared with 22½ in 1915-16, while remissions, due to the Igatpuri concessions and to the remission of the water assessment in some areas in Gujarát, amounted to 4½ lakhs. The total of unauthorised arrears at the close of the year was reduced from Rs. 26,600 to Rs. 15,000. The districts of Kaira, Panch Maháls, Surat, Sátára, Kolába and Ratnágiri showed no balances, while the arrears in East Khándesh, Násik and Ahmednagar were negligible. The general agricultural prosperity prevailing during the year admitted of recoveries being effected without trouble, while there is no doubt that under the improved systems of accounts and crop valuation the process of recovery is attended by much less correspondence and is effected with greater promptitude than before.

In Sind, owing to the increase in cultivation already referred to, the demand rose by 20½ per cent. to Rs. 1,27,40,000. In consequence of the extensive floods it was necessary to grant remissions on an increased scale, amounting to Rs. 6,88,000 as compared with Rs. 3,72,000 in the previous year. The total demand, including the balance of 2½ lakhs outstanding from 1915-16, was Rs. 122 lakhs, of which 98 per cent. was collected. At the close of the

year the unauthorised arrears amounted to  $1\frac{1}{2}$  lakhs, or slightly more than in the previous year. Of these unauthorised arrears over a lakh was due from the Manager of the Sind Encumbered Estates. Government cannot regard this last circumstance as satisfactory and hope that future returns will show an improvement in the arrears due from this source. Sukkur and the Upper Sind Frontier had no arrears at the close of the year, while in Thar Párkar and Nawábsháh the arrears were nominal. The bulk of the district arrears were due from Hyderabad and Karáchi, which showed balances of over Rs. 11,000 each compared with arrears of Rs. 15,000 due by the whole of the Presidency proper. It is stated in explanation that in Karáchi peculiar conditions prevailed in the báráni tracts preventing prompt collection, but Government trust that efforts will be made in future to prevent the recurrence of such large unauthorised balances. In Sind also collections were made without trouble, though the disposal of produce was much hampered by restrictions on railway transport.

4. *Takávi*.—The character of the season is reflected in the account of the transactions in connection with takávi. Except in the Southern Division, no great demand prevailed, and the total amount advanced under the Land Improvement Loans Act and under the Agriculturists' Loans Act amounted to only Rs. 35,400 and Rs. 1,27,680 respectively compared with  $1\frac{1}{4}$  lakhs and  $3\frac{1}{2}$  lakhs in the previous year when scarcity in Gujarát enhanced the demand for takávi. The greater portion of the advances during the year was distributed in the Southern Division for the alleviation of the distress consequent upon the heavy floods of November. The total amount put down for collection was 24.9 lakhs, but the collections exceeded 25 lakhs, a fact which was due to the realization of advance payments to the amount of Rs. 32,000 in the Northern Division where considerable profits had been made by cultivators. The unauthorised arrears at the end of the year were Rs. 9,219 only, the demand being realised in full in Kaira, Broach, Surat, East Khándesh, Sátára, Kánara and Ratnágiri. Arrears were considerable only in Ahmedabad and Thána, where further attention to prompt recovery is necessary.

In Sind the seasonal conditions resulted in the diminution of the demand for takávi. The total amount advanced was 6.64 lakhs, or nearly a lakh less than in 1915-16.

Of the total amount of  $10\frac{1}{2}$  lakhs due for recovery 8.9 lakhs were realised. Excluding suspensions and remissions, the net balance was Rs. 79,000, of which Rs. 60,000 was due from the Manager of Encumbered Estates. In Thar Párkar and the Upper Sind Frontier no arrears remained, while substantial reductions in arrears were effected in all other districts except Karáchi, where an increase under this head is attributed to the inability of borrowers in the Kohistan tracts to liquidate their loans owing to the effects of two years' drought. As a result of the greater attention paid to the recovery of takávi in Sind the percentage of collection to demand rose from 78.7 in 1915-16 to 85.7 in the year under review. The attention of the Manager, Sind Encumbered Estates, should be directed to the recovery of the heavy arrears due from the estates under his control. Though the favourable character of the season was certainly conducive to the quick recovery of both land revenue and takávi, the Governor in Council considers that the excellent results obtained reflect credit on all district officers. The energy and efficiency of which these results give evidence are the more commendable in view of the great increase of work and responsibility entailed by the organization of War Loan subscriptions and the development of recruiting, which largely absorbed the attention of the district administrations during the year.

5. The dominant factors in the progress of trade and industries during the year were the continued restrictions on the importation of foreign manufactured goods or raw materials and the greatly increased demand for many commodities consequent on the prolongation of war conditions. Those industries which were in a position to take advantage of the conditions thus created reaped abundant profits, but many of the smaller indigenous industries, hampered by shortage of capital or lack of enterprise and by the unprecedented rise in the price of raw materials hitherto imported from abroad and not yet obtainable locally, continued to experience the greatest difficulty in

maintaining their existence. Amongst the former may be mentioned the spinning and weaving industry and the ginning factories which were also benefited by the abundant cotton crop of the year. On the other hand, the village weaving industry continued in a state of depression in consequence of the inflated prices of yarns and dyes. Amongst the nascent industries which have responded to the demand for military supplies may be mentioned the dairying industry in Kaira, which has shown a remarkable development during the year under review. For the same reason large profits were reaped by suppliers of forage. High prices prevailed in the cotton trade owing to the increased demand both locally and from Japan. In last year's review mention was made of schemes for the exploitation of the wealth of the Kánara forest. Towards this end considerable progress was made by the provision of saw mills and by the survey of the Alnawár-Dandeli Railway for transport of timber, a project which since the close of the year has made rapid progress. In the meantime the Forest Department has met very heavy demands for wood for military purposes. The general progress of trade within the Presidency and in Sind was hampered to a considerable extent by the shortage of rolling stock on the railways which were largely engaged in military transport. Since the close of the year a new Department of Industries has been created by Government with the object of stimulating and guiding existing indigenous industries and of developing the local resources of the Presidency for the supply of materials hitherto obtainable only from foreign sources. In consequence of the generally favourable outturn of food crops no notable fluctuations of price were experienced in the grain markets of the Presidency proper during the year, except in the Southern Division where there was an advance in the rates for jowari and of rice to 20 per cent. in excess of the prevalent prices of the previous year owing to the destruction of food crops by the abnormal late rains. The price of food grains also showed a distinct upward tendency in the districts adjoining Bombay in sympathy with markets inflated by the congestion in the city and by large military demands. Cotton realised abnormally high prices throughout the year for reasons already given. All articles of foreign manufacture and also salt and sugar showed a considerable advance in price owing partly to a restricted supply and partly to profiteering. Fodder, however, was fortunately abundant and cheap. In Sind the price of food grains, though higher than in pre-war times, tended to fall in response to the extension of cultivation and in the absence of outside demand. Cotton, as in the Presidency proper, rose to a high level, while the price of fire-wood and ghee for local consumption reached abnormal rates in consequence of increased export for military requirements in Mesopotamia. Wages of skilled and unskilled labour continued to show the upward tendency which has been prevalent in recent years owing to the rapid extension of industrial activity. At the same time the rise in the standard of living is undoubtedly a factor of considerable importance in the situation. A marked effect of the inefficiency and scarcity of labour in the agricultural districts is the growing substitution of machinery and labour saving devices in agricultural operations.

In Sind the wages of unskilled labour rose by 25—50 per cent., while skilled labour in Karáchi and elsewhere commanded unprecedented rates. The increase in the wages in both cases is largely attributable to the demand for labour for military purposes, and the consequent scarcity of agricultural labour intensified by the prevalence of malaria in a year of abundant rainfall is reported to have caused serious loss by the delay of harvesting operations.

6. The course of the year was marked by a violent and widespread recrudescence of plague. The ravages of this disease were especially felt in the Central and Southern Divisions, in which in the previous year also a heavy toll of human life had been exacted. In the Central Division plague was most prevalent in the Poona, Sátára and Sholápur districts. In the Southern Division the total number of deaths was 23,850 out of 35,369 attacks, a mortality which appears to point to a specially virulent type of plague. Long experience of plague and the persistent exhortations of district officers and sanitary associations have instilled into the people a realization of the value of such prophylactic measures as inoculation and



the early evacuation of areas where rat mortality discloses the presence of plague. But for these precautionary measures in the infected districts the already heavy mortality would undoubtedly have been many times more severe. It is satisfactory that in the town of Sâtára, there were, despite the prevalence of plague in the surrounding country, only 42 endemic cases of plague in a population of 26,000 souls; and it appears probable that this immunity in a town notoriously liable to attack was in large measure due to the perseverance of the municipal authorities in the destruction of rats. Cholera appeared in all three Divisions and with particular severity in the Southern Division where there were 22,000 cases, 12,800 of which proved fatal. This epidemic was a further consequence of the heavy rainfall in October and November. Sporadic attacks of small-pox occurred in most districts, but only the coastal tracts suffered to any considerable extent. The incidence of malaria is largely dependent upon the volume of the rainfall, and in the Southern Division the public health was lowered by the wide-spread prevalence of this disease, while in the Northern Division the comparative dryness of the country was followed by a diminution in the number of attacks. The local authorities have everywhere directed their efforts towards checking the spread of malaria by the free distribution of quinine and quinoidine, and special attention is being directed to the experimental introduction of quinization in schools, a measure which is already proving efficacious in the reduction of the spleen index. The Governor in Council is confident that every effort will be made to popularise any measures which tend to check the ravages of an insidious disease which materially reduces the efficiency of the agricultural and labouring classes at an incalculable resultant cost to the general progress and prosperity of the country. He has observed with particular interest the activities of the various sanitary associations, especially in the Southern Division where, in conjunction with the local Sanitary Committees, very valuable work is being done by the diffusion amongst the people of the rural areas of a knowledge of the causes, prevention and treatment of the more common diseases. It is also satisfactory that the number of municipalities which have taken steps for the maintenance of trained nurses and midwives is increasing every year.

In Sind the combination of heavy rainfall, flooding of extensive tracts and late onset of the cold weather was markedly favourable to the prevalence of malaria, a state of affairs which was highly detrimental to the kharif harvesting and the rabi sowing. At the same time, as in the Presidency proper, the resources for combating the disease were much curtailed owing to the drafting of a number of the medical staff to military service and to the diminished supply and high price of quinine. It is to be hoped that in spite of the enhanced cost, the local bodies will permit no abatement of the public distribution of quinine, a measure which has in recent years been attended with such conspicuous success. There was also a marked increase in plague in Karáchi and in Hyderabad. Cholera and small-pox broke out in several towns, but with no very serious results.

7. The gradual expansion of primary education throughout the Presidency continued in spite of obstacles. The prevalence of plague in many districts militated against continuity of instruction, and the construction of suitable school houses, for which the demand is rapidly increasing, was delayed in consequence of the restrictions imposed by war conditions on expenditure in this as in many other spheres of public activity. The insistence and genuineness of the demand for education are, however, frequently demonstrated by the enterprise of village communities in erecting schools by public contribution unaided by state funds. Female education is rapidly increasing in public favour in the larger towns and amongst the more enlightened sections of the community, but the rate of progress is held in check by the limited supply of trained mistresses. Amongst the backward classes the apathy of the people and the lack of teachers drawn from the same communities are retarding causes which it is difficult to overcome. Urdu schools are again reported to have made

little progress in the absence of anything but a sentimental interest on the part of the Mahomedan population, which appears to prefer the more useful instruction imparted in the ordinary vernacular schools. In the higher spheres of education the most important event of the year was the opening of the Arts College for the Carnatic at Dhárwár.

Since the close of the year under review the declared policy of Government for the disposal of the excess revenue derived from the change in the method of disposal of liquor shops has rendered possible the realization of many important schemes for the advancement of education throughout the Presidency.

In Sind as in the Presidency proper progress was retarded by the restriction on expenditure and the insufficiency of teachers. Female education, save in the large towns, has not materially advanced in face of the general apathy of the masses and the paucity of trained mistresses, and the remedial measures instituted for the removal of these disabilities appear likely to produce no immediate effect. Secondary education amongst Mahomedans was stimulated by the provision of a special scheme of scholarships, while the improvement of Mahomedan education in all its stages engaged the earnest consideration of Government during the course of the year.

8. The touring and inspection performed by district officers during the year was generally satisfactory. In many cases the period on tour had to be curtailed in consequence of urgent work at headquarters in connection with the organization of the War Loan and recruiting. With a few exceptions the work of Mamlatdars and Mahalkaris was favourably commented upon, and many of these officers showed great energy and resourcefulness in coping with the additional responsibilities imposed upon them during the year. The reports regarding the Circle Inspectors continue to exhibit a variety of opinion, but the balance of opinion inclines to the view that the standard of efficiency is steadily improving, particularly in those districts where due attention is paid to the selection, promotion and future prospects of this important grade of taluka officials. Government have elsewhere drawn the attention of the Commissioners to the desirability of reconsidering the present organization of the grades of Circle Inspectors. The work of village officers—patels and talatis or kulkarnis—was on the whole satisfactorily performed during a year in which the collection and popularization of the War Loan and recruiting activities added considerably to their difficulties. The substitution of stipendiary village accountants for the hereditary kulkarni and the introduction of a self-contained and more intelligible system of village accounts has undoubtedly exercised a beneficial effect upon the village administration. In the Bijápur and Thána districts a low standard of efficiency still prevails. In the former district the incompetence and lack of discipline of many of the village officers were particularly noticeable. Seventy-four kulkarnis were fined, eighteen suspended and one dismissed. Government observe that in this district and in the Southern Division generally the commutation of watans, which has elsewhere been productive of considerable improvement, makes little progress, and until the process of replacement by talatis is practically complete it would appear difficult to introduce a higher degree of efficiency and discipline amongst the village accountants. There are indications that legislation to enforce commutation would not be unacceptable to a large number of these watandars.

As regards the clerical establishments, the drafting of a number of skilled accounts clerks to the Military Accounts Department temporarily weakened the capacity of several offices. Collectors have continued to comment upon the unsatisfactory condition of affairs produced by the partition of the subordinate establishment into upper and lower divisions. They draw particular attention to the deterioration observed in the lower division and to the great difficulties of recruitment occasioned by the poor prospects of promotion beyond the grade of Rs. 45 per mensem. The problem is stated to be specially acute in Thána owing to the superior attractions of service under Government in other Departments or in com-

mercial houses in Bombay. Since the close of the year under review the Commissioners have reported to Government on the question, and, although no sweeping changes have been made in the organization of the services affected, the rules have been revised so as to admit of promotion from the lower to the upper division in cases of special merit, and it is hoped that this incentive will in some measure alleviate the difficulties of the situation. The general reorganization of the revenue clerical establishments has also been commended to the attention of the Commissioners in conference. Government note with satisfaction that several Collectors have followed the suggestions made in paragraph 7 of Government letter No. 3789, dated 26th March 1917 regarding the reduction of certain less essential posts on the taluka establishments and the utilization of the pay so saved for the improvement of the remuneration of the remainder. The substitution of the slip system for the cumbrous and antiquated system of correspondence formerly in use appears to have made such an improvement possible in many offices, and there is reason to believe that a judicious rearrangement of the work in some of the taluka offices would lead to the reduction of a certain number of superfluous posts and thus afford a partial solution of the problem of the insufficiency of the pay of the lower revenue establishments.

9. The Record of Rights continues to grow in popular favour and to gain in accuracy with the rapid extension of the sub-division survey now completed over a considerable portion of the Presidency proper. The quinquennial revision of the record was generally carried out with promptitude, and postponements have only been allowed where it was considered desirable to incorporate the results of a sub-division survey approaching completion. In the Konkan districts the peculiar and intricate conditions of the holdings make the accurate maintenance of the record a matter of great difficulty. On the completion of the sub-division survey particular attention will be necessary to the improvement of the record and to the revision of the present system of recording mutations which appears to be defective in these areas. Surveys and inquiries into titles following on survey were introduced or continued within several urban areas during the year, and Records of Rights were in course of preparation.

10. The area under the restricted or non-alienable tenure was increased by 36,400 acres, and now covers nearly 10 lakhs of acres in the Presidency proper. As in the previous year large areas were given out on this tenure in the Sholapur, West Khándeshi and Kaira districts. Amongst the backward classes, for the safeguarding of whose interests this form of holding was mainly intended, the tenure is believed to have attained considerable success by preserving an improvident and unsophisticated class of cultivators from the encroachments of the money-lender while the consequent restriction of credit does not appear to have exercised a deteriorating effect on the cultivation of their lands. In Sind, where the aggregate area under this tenure now amounts to 15½ lakhs of acres or 19 per cent. of the whole area, the additional area given out under it in the course of the year was one lakh of acres. The usual statement is appended to this Resolution.

In connection with the development of waste lands, Government have noticed with particular satisfaction the initiative displayed by the Collector of Kaira (Mr. Ghosal) in bringing under cultivation a large expanse of waste land in his district and in attracting thereto an enlightend class of cultivators. In the same connection it may be observed that Government have had under consideration the grant of lands on specially favourable terms for the encouragement of recruiting and to secure provision for the members of the cultivating classes who have rendered meritorious services in the army. The trend of the annual statistics comparing the area of land held respectively by non-agriculturists and agriculturists indicates generally that the latter are gaining ground, though the classification is not entirely reliable in consequence of the prevalence of doubt among some officers as to what exactly constitutes an agriculturist for the purposes of this classification. Government have laid down a sufficiently clear definition of this term, and they consider that, with a careful scrutiny of the returns

and further instruction on the part of inspecting officers, a reasonable degree of accuracy in these important statistics should be attained. The co-operative movement in its many forms continued to gather force during the year, and progress was particularly noticeable in the Karnatic where the societies rest on solid foundations of popularity and efficiency. In parts of the Northern Division and in the Konkan the scope for the development of co-operation is limited by local conditions, principally the facility of credit at low rates. Amongst the most useful forms of societies which have developed during recent years are those constituted for the disposal of agricultural produce and for the supply at low cost of implements and manure required by the agriculturists.

The revenue from Income Tax has grown very rapidly in all divisions since the establishment of specially trained and wholtime establishments, and it is reported that the substitution of an accurate survey for the defective and unequal methods inevitable under the old system is regarded with satisfaction by the great bulk of assesseses to the tax.

11. The relations between inamdars and their tenants were generally harmonious, except in parts of the Southern Division where the undefined nature of the rights of the latter gives rise to disputes and tends to encourage superior holders to demand rents in excess of the customary payments.

As observed in last year's review the extension of a survey settlement or of a record of rights should go far to remove this source of friction. The collection of inamdars' revenue was generally well performed, and due attention was paid to the writing off of irrecoverable arrears which, as observed by Government last year, had too long been permitted to cumber the village accounts. It has been pointed out that much of the delay and trouble in the recovery of rents from tenants is due to the indifference of absentee inamdars to their own affairs. Though fully provided with measures for recovery from recalcitrant tenants, they too often fail to exercise in time the remedies which the law has provided for them. Assistance cases were as usual numerous and took up much of the time of taluka officials, but the judicious imposition of fines in obvious cases of contumacy has had a salutary effect in reducing the number of cases.

12. A survey of the conditions of the Presidency as set forth in the Collectors' and Commissioners' reports indicates that the stress of war was felt with greater intensity than in the previous year. Development in many directions was retarded by the necessity of observing economy in public expenditure, and the great rise in price of many articles in ordinary use pressed heavily upon the less affluent sections of the community, particularly upon those whose sources of livelihood were fixed with reference to pre-war conditions. On the other hand, agriculturists throughout the greater part of the Presidency have prospered from a series of favourable years, and in particular very large profits have been made in the cotton growing districts. Many trades and industries have derived immense advantage from the greatly increased demand for materials of local production. The causes and the purposes underlying the war have still to be fully realized by the people as a whole, but some progress was made in this direction as a result of the vigorous campaign conducted on behalf of the War Loan. The ready and generous response thereto not only testifies to the willingness of the greater part of the community to assist in the Imperial cause, but also affords evidence of the general prosperity of the people of the Presidency. The amount subscribed in the three divisions of the Presidency proper may usefully be compared with the current land revenue demand. Subscriptions in the Northern Division amounted to 86 lakhs compared with 114 lakhs of land revenue, in the Central Division to 125 lakhs compared with 143 lakhs, and in the Southern Division to 55 lakhs compared with 97 lakhs. The population of Sind contributed 170 lakhs, the current land revenue demand of the year being 127 lakhs. The response from the Central Division, a tract almost entirely agricultural and containing no great industries, was particularly gratifying. In the Northern Division the greater industrial wealth and the great profits made from an

excellent cotton crop in a year of high prices gave expectations of a larger contribution. The general results however of the first great appeal for a public loan reflect credit on the public spirit of the contributors and the efforts of the many committees and officials to whose zeal and resourcefulness the success achieved is in large measure due. A ready response was accorded in many parts to the growing demand for recruits for the combatant and non-combatant ranks of the army, and the year witnessed the extension of recruiting to many communities which had not hitherto been approached or had long ceased to supply men to the fighting forces. The Governor in Council recognises that the initiation and conduct of the War Loan propaganda and the organization of a recruiting campaign imposed on all classes of officials, from the Commissioners of Divisions down to the village officers, an onerous and exacting task requiring the display of unremitting energy and enthusiasm and the exercise in a high degree of energy and personal influence, and he considers that the manner in which they have acquitted themselves of this task without detriment to the efficiency of the ordinary administration is deserving of great credit.

13. In conclusion the Governor in Council desires to express his appreciation of the continued goodwill and the cheerful spirit shown by the people of this Presidency under the prolonged strain of war, and he would particularly and gratefully acknowledge the excellent work performed by district officers in the general administration of their charges and in the preservation of the peace and tranquillity of the Presidency.

A. F. L. BRAYNE,

Under Secretary to Government.

G. R. No. 9247, R. D., dated 13th September 1918.

To

- \*The Commissioner in Sind,
- \*The Commissioner, N. D.,
- \*The Commissioner, C. D.,
- \*The Commissioner, S. D.,
- \*All Collectors, including the Deputy Commissioner, Upper Sind Frontier,
- \*The Settlement Commissioner and Director of Land Records,
- \*The Director of Agriculture,
- \*The Manager, Encumbered Estates in Sind.
- \*The Talukdari Settlement Officer.
- \*The Director of Public Instruction,
- \*The Director of Industries,
- \*The Superintendent, Civil Veterinary Department, Bombay Presidency, Poona,
- \*The Sanitary Commissioner for the Government of Bombay,
- \*The Accountant General,
- \*The Educational Department,
- \*The War Department,
- \*The General Department,
- \*The Public Works Department,
- \*The Financial Department,
- †The Government of India,
- †The Under Secretary of State for India.

\*With copies of the report.

†By letter.

No. of 1918.

Copy forwarded for information and guidance to

*Return of lands given out on the restricted tenure referred to in paragraph 10 of the Resolution.*

| District.  | Total area under the restricted tenure on 1st August 1916. | Area of lands re-settled on limited tenure with the occupants during the 12 months ending 31st July 1917. | Unoccupied lands given out on limited tenure during the same period. | Total of columns 3 and 4. | Area of lands resumed or resigned during the year. | Total area under the restricted tenure on 31st July 1917 (columns 2 + 5 - column 6). |
|--|--|---|--|---------------------------|--|--|
| 1  | 2  | 3   | 4  | 5                         | 6  | 7  |
| <i>Northern Division.</i>                        |  |   |  |                           |  |  |
|  | Acres.   | Acres.  | Acres.   | Acres.                    | Acres.   | Acres.   |
| Ahmedabad ... ..                                 | 94,745   | 8   | 1,692  | 1,640                     | 2,674  | 93,711   |
| Kaira ... ..                                     | 75,034   | 2,090   | 6,076  | 8,166                     | 2,398  | 80,802   |
| Panch Mahals ... ..                              | 162,964  | 918   | 1,895  | 2,808                     | 2,192  | 163,580  |
| Broach ... ..                                    | 81,428   | .....   | 447  | 447                       | 374  | 81,496   |
| Surat ... ..                                     | 95,618   | 205   | 185  | 340                       | 371  | 95,582   |
| Thana ... ..                                     | 7,570  | 7   | 158  | 165                       | 86   | 7,699  |
| <b>Total ...</b>                                 | <b>407,349</b>   | <b>3,223</b>  | <b>10,843</b>  | <b>13,566</b>             | <b>8,045</b>                                       | <b>412,870</b>   |
| <i>Central Division.</i>                         |  |   |  |                           |  |  |
| East Khândesh ... ..                             | 93,466   | .....   | 56   | 56                        | 72   | 93,450   |
| West Khândesh ... ..                             | 347,470  | 131   | 14,844   | 14,975                    | 1,738  | 360,707  |
| (a) Nâsik ... ..                                 | 83,524   | .....   | .....  | .....                     | .....  | 83,524   |
| Ahmednagar ... ..                                | 18,518   | .....   | 58   | 58                        | 34   | 18,542   |
| Poona ... ..                                     | 4,267  | .....   | 1,625  | 1,625                     | 380  | 5,512  |
| Sâtâra ... ..                                    | 5,381  | .....   | .....  | .....                     | 21   | 5,360  |
| Sholâpur ... ..                                  | 17,286   | .....   | 16,846   | 16,846                    | 370  | 33,712   |
| <b>Total ...</b>                                 | <b>501,362</b>   | <b>191</b>  | <b>33,429</b>  | <b>32,560</b>             | <b>2,615</b>                                       | <b>535,807</b>   |
| <i>Southern Division.</i>                        |  |   |  |                           |  |  |
| Kolâba ... ..                                    | 70   | 2   | .....  | 2                         | 10   | 62   |
| Ratnâgiri ... ..                                 | 4,652  | 7   | .....  | 7                         | 5  | 4,654  |
| Bijâpur ... ..                                   | 16,653   | 238   | 412  | 650                       | 453  | 16,850   |
| Dhârwar ... ..                                   | 12,582   | .....   | 2  | 2                         | 129  | 12,455   |
| Belgaum ... ..                                   | 4,986  | .....   | 13   | 13                        | 5  | 4,994  |
| Kânara ... ..                                    | 4,847  | 11  | 267  | 298                       | 417  | 4,728  |
| <b>Total ...</b>                                 | <b>43,740</b>  | <b>253</b>  | <b>714</b>   | <b>972</b>                | <b>1,019</b>                                       | <b>43,698</b>  |
| <b>Grand Total for the Presidency proper ...</b> | <b>955,951</b>   | <b>3,612</b>  | <b>44,486</b>  | <b>48,093</b>             | <b>11,679</b>                                      | <b>992,370</b>   |
| <i>Sind.</i>                                     |  |   |  |                           |  |  |
| Karâchi ... ..                                   | 173,506  | 2,592   | 14,830   | 17,422                    | 3,217  | 187,681  |
| Hyderabad ... ..                                 | 288,097  | 3,093   | 19,858   | 22,951                    | 11,512   | 249,536  |
| Sukkur ... ..                                    | 69,407   | (b)   | .....  | .....                     | .....  | 76,068   |
| Lârkhâna ... ..                                  | 35,375   | .....   | 572  | 572                       | 220  | 36,718   |
| Nawâbshâh ... ..                                 | 407,786  | 3,505   | 52,053   | 55,559                    | 48,358   | 414,987  |
| Thar Pârkar ... ..                               | 457,366  | 1,892   | 71,444   | 73,336                    | 14,187   | 516,515  |
| Upper Sind Frontier ... ..                       | 56,321   | 9   | 2,469  | 2,478                     | 509  | 58,293   |
| <b>Total ...</b>                                 | <b>1,437,861</b>   | <b>(b)</b>  | <b>.....</b>   | <b>.....</b>              | <b>.....</b>                                       | <b>1,533,798</b>   |
| <b>Grand Total for the whole Presidency ...</b>  | <b>2,393,812</b>   | <b>(b)</b>  | <b>.....</b>   | <b>.....</b>              | <b>.....</b>                                       | <b>2,531,168</b>   |

(a) Figures for the Nâsik District have not been supplied by the Collector. The figure shown against that district in column 7 of the return for previous year is repeated in columns 2 and 7 of this return.

(b) The Collector of Sukkur has not supplied figures for columns 3 to 6. The total for Sind and the grand total for the whole Presidency for these columns have not therefore been taken.

## INDEX.

### A.—PRESIDENCY PROPER.

|  | PAGES |
|--|-------|
| I.—Economic Condition and Prospects ... ..         | 1—21  |
| 3.—Land Revenue—Recoveries, Contumacy, etc. ... .. | 1— 4  |
| 4.—Takavi ... ..                                   | 4— 6  |
| 5.—Trade and Industries ... ..                     | 6—10  |
| 6.—Prices ... ..                                   | 10—14 |
| 7.—Labour and Wages ... ..                         | 14—17 |
| 11.—Public Feeling and Press ... ..                | 17—21 |
| IV.—Special Matters ... ..                         | 21—32 |
| (3) Special Matters connected with the War ... ..  | 21—32 |

### B.—SIND.

|   |       |
|---|-------|
| I.—Economic Condition and Prospects ... ..                  | 33—38 |
| 3.—Land Revenue—Recoveries, Contumacy, etc. ... ..          | 33—34 |
| 4.—Takavi ... ..  | 34—35 |
| 5.—Trade and Industries ... ..                              | 35—36 |
| 6.—Prices ... ..  | 36—37 |
| 7.—Labour and Wages ... ..                                  | 37    |
| 11.—Public Feeling and Press ... ..                         | 37—38 |
| IV.—Special Matters ... ..                                  | 38—39 |
| (3) Special Matters connected with the War ... ..           | 38—39 |
| (4) Other Special Matters not connected with the War ... .. | 39    |
| Resolution of Government reviewing the reports ... ..       | 41—48 |

# LAND REVENUE ADMINISTRATION REPORT, PART II, OF THE BOMBAY PRESIDENCY, INCLUDING SIND, FOR THE YEAR 1917-18.

## A.—PRESIDENCY PROPER.

The Honourable Mr. F. G. PRATT, I. C. S., Commissioner, Northern Division.

The Honourable Mr. C. N. SEDDON, I. C. S., Commissioner, Central Division.

L. J. MOUNTFORD, ESQ., C.B.E., I. C. S., Commissioner, Southern Division.

### I.—Economic Condition and Prospects.

#### 3.—Land Revenue—Recoveries, Contumacy, etc.

Commissioner, Northern Division.

The following statement gives an account of the year's consolidated land revenue collections, suspensions, remissions, etc. :—

| Name of district.    | Arrears at the beginning of the year, i.e., on 1st August 1917. |               | Current demand of the year 1917-1918. | Total demand. | Suspensions. | Remissions. | Collections.  | Over-collections. | Arrears at the close of the year. |                    |
|----------------------|---|---------------|---------------------------------------|---------------|--------------|-------------|---------------|-------------------|-----------------------------------|--------------------|
|                      | Authorized.   | Unauthorized. |                                       |               |              |             |               |                   | Of current year's demand.         | Of previous years. |
| 1                    | 2   | 3             | 4                                     | 5             | 6            | 7           | 8             | 9                 | 10                                | 11                 |
| Ahmedabad ...        | Rs. 61,512  | Rs. 4,227     | Rs. 19,39,914                         | Rs. 20,05,653 | Rs. 6,224    | Rs. 53,371  | Rs. 19,40,652 | Rs. ...           | Rs. 5,082                         | Rs. 324            |
| Kaira ...            | 23,822  | ...           | 25,20,292                             | 25,43,614     | 2,13,071     | 1,02,027    | 22,03,700     | ...               | 24,816                            | ...                |
| Panch Mahals ...     | 186   | ...           | 4,10,133                              | 4,10,319      | .....        | 3,144       | 4,06,547      | ...               | 570                               | 58                 |
| Broach ...           | 77,569  | 637           | 22,99,881                             | 23,78,087     | 4,193        | 3,161       | 23,73,704     | 2,986             | 15                                | ...                |
| Surat ...            | ...   | ...           | 26,41,342                             | 26,41,342     | .....        | 28,949      | 26,12,392     | ...               | 1                                 | ...                |
| Thána ...            | 10,122  | 911           | 16,63,059                             | 16,74,092     | 7,940        | 3,533       | 16,56,635     | ...               | 5,743                             | 241                |
| Divisional Total ... | 1,72,711  | 5,775         | 1,14,74,621                           | 1,16,53,107   | 2,31,428     | 1,94,185    | 1,11,93,630   | 2,986             | 36,227                            | 623                |

The season of the year under report was characterized by excessive rainfall and heavy showers late in the season, which damaged the kharif crops to a considerable extent. This necessitated the grant of suspension of land revenue to the extent of Rs. 2,13,071 in the Kaira district. At the same time the late October rains proved very beneficial to the rabi crops which yielded a good outturn and fetched high prices. Collections amounting to Rs. 1,11,93,630 or 96 per cent of the total demand of Rs. 1,16,53,107 for the division could therefore be effected. The remissions mainly consisted of the usual percentage reductions of revised assessments. A passive resistance agitation was organized amongst the agriculturists of the Kaira district with the active co-operation of the Home Rule League by Mr. M. K. Gandhi. A detailed account of the agitation as given by Mr. Ker, the Collector of Kaira, is as under :—

“The rules in force for the suspension of land revenue provide that when the Collector has ascertained by local inquiries that owing to a partial or total failure or destruction of the crops throughout any tract on account of drought or any other cause, it will be necessary to suspend the collection of revenue in any area, he is authorized, especially when the tract is already impoverished or the previous harvests have been poor, to grant suspensions according to the scale given below to all occupants, agriculturists and non-agriculturists alike, without inquiry into the circumstances of individuals :—

| Classification of crops.    | Amount of assessment to be suspended. |
|-----------------------------|---------------------------------------|
| 4 annas and under           | ...                                   |
| Over 4 annas, under 6 annas | ...                                   |
| 6 annas and over            | ...                                   |
|                             | The whole.                            |
|                             | Half.                                 |
|                             | None.                                 |

*Note.*—A normal crop is represented by 12 annas.



“Calculated in the usual way the average anna valuation of the crops came to something over 6 annas in the great majority of the villages of the district; where it was less suspensions were of course granted. The Gujarát Sabha of Ahmedabad, however, took the view that the crops generally were below 4 annas and that the cultivators were entitled to full suspension. This view of the case was impressed upon Mr. M. K. Gandhi of Ahmedabad, already famous as the leader of the Passive Resistance movement among Indians in South Africa, by leading Home Rulers in the Kaira district, and chiefly by Mr. Mohanlal Kameshwar Pandya of Kathlal in Kapadwanj táluka, who being himself a B.Ag. felt qualified to contest the opinion of any officer of Government however experienced. Mr. Gandhi was himself busy at the time with a strike of the millhands in Ahmedabad, but eventually allowed himself to be persuaded to take up the case of the Kaira agriculturists. The line he took up was (1) that the crops were in fact below 4 annas, (2) that therefore the agriculturists were *entitled* to suspensions under the rules, and (3) that it was the duty of all to refuse to pay the land revenue willingly. The rules on the subject quoted above show that his second proposition was of very doubtful validity, and the most careful examination of the position proved that his first proposition was also incorrect as regards the district as a whole. The anna valuations where they were at all doubtful were, however, carefully revised and where it was shown that suspensions were authorized they were granted.

“The mainstay of the movement was a *pratidnya*, or sacred vow which all were invited to take, whether able to pay or not, that they would not pay the revenue, and many copies of this were circulated in the villages and signatures obtained. Every method of obstruction was adopted; even the boycott of those who paid was advocated and enforced in several villages, and Government servants engaged in the work of collection were subjected to all kinds of petty annoyance and sometimes even insult. Not only were the usual services and courtesies withheld, but the purchase of supplies was frequently prevented and in some cases *Mámlatdárs* themselves had difficulty in procuring water from the village well. A movement of this kind was naturally likely to degenerate from passive to active resistance, and there were a few cases of forcible obstruction to distraint, but this was no part of Mr. Gandhi's policy and his influence was always strongly exercised on the side of peaceful methods.

“Early in June Mr. Gandhi learnt that my subordinates had been reminded of the Standing Orders of Government that those who were actually too poor to pay should not be unduly pressed. By this time the bulk of the revenue had been collected in spite of this organized opposition and he was probably ready to withdraw from a movement which had been for all practical purposes a failure; he declared that this was all that he aimed at, and thereupon advised those who could to pay up. Even the sum of Rs. 24,816 which eventually remained in arrears would have been almost entirely collected but for the strike of the *Talátis* towards the end of June. Great credit is due to the whole Revenue Establishment of the district for their untiring energy in the work of collection in the face of a good deal of opprobrium and at great inconvenience and sometimes hardship to themselves. Their achievement is the more remarkable when it is remembered that educated persons, some of them lawyers, were lying in wait to entrap them in some irregularity without succeeding in a single instance.”

The arrears at the end of the year in Surat and Broach are practically *nil*, while those in Ahmedabad mainly consist of the jama due from the Hirápur Estate for which the village Hirápur is to be forfeited (Government Order, Revenue Department, No. 4140, dated 5th April 1918) after completion of the inquiries which are now in progress. The current year's arrears in the Panch Maháls are on account of certain Kadim Cash Allowances payable by the Desais of Kalol the recovery of which was postponed pending the disposal of the Desais' appeal in the matter which has since been disposed of. The arrears in Thána are chiefly on account of non-agricultural assessment due from Bombay residents whose addresses could not be ascertained in time. The largest arrears remained in the Kaira district due partly

to the unfavourable nature of the season for kharif crops and partly to the strike of the Talatis towards the end of June which made further collection almost impossible.

Commissioner, Central Division.

Taluka accounts were audited by Sub-divisional Officers and Collectors in time in all districts according to the new audit system.

The details of land revenue collections in the districts are shown in the accompanying statement.

There was a total demand of 142½ lakhs in the division, of which Rs. 140.9 lakhs were collected without difficulty. Rs. 1½ lakhs were remitted, over a lakh of which was due to remissions under the 'Igatpuri Concessions Rules' in certain talukas of Ahmednagar, East Khándesh, West Khándesh, Násik and Poona, in which second revision settlements were introduced. Rs. 9,526 only were suspended for future payment, all but Rs. 125 of which were held over in the Násik district, not on account of failure of crops, but for other reasons.

Coercive processes were resorted to in very few cases, and in spite of many adverse circumstances collections were made with ease. This may be ascribed to a large extent to the high prices of food grains that prevailed with a constant upward tendency throughout the year.

The irrigation revenue was similarly collected with ease. The largest revenue under this head was in Poona where nearly the whole demand of Rs. 6.8 lakhs was recovered without trouble. Almost the whole of the demand was also recovered in Sátára (Rs. 84,267) and Sholápur (Rs. 72,926).

| District.         | Past arrears. |                | Current demand. | Total demand. | Suspensions. | Remissions. | Collections.   | Un-authorized arrears. | Remarks.   |
|-------------------|---------------|----------------|-----------------|---------------|--------------|-------------|----------------|------------------------|--|
|                   | Authorized.   | Un-authorized. |                 |               |              |             |                |                        |  |
| Ahmednagar ...    | Rs. ...       | Rs. 444        | Rs. 20,52,985   | Rs. 20,53,429 | Rs. 26       | Rs. 17,151  | Rs. 20,38,527* | Rs. 537                | * Includes Rs. 3,445 over-collections.                       |
| East Khándesh ... | ...           | 11             | 31,03,457       | 31,03,468     | 39           | 28,768      | 30,74,661      | ...                    |  |
| West Khándesh ... | ...           | 359            | 20,23,533       | 20,23,892     | ...          | 11,991      | 20,11,639      | 262                    |  |
| Násik ...         | 14,335        | 131            | 19,35,463       | 19,47,929     | 9,401        | 47,288      | 18,90,766†     | 454                    | † Including Rs. 3,885 collected in previous years.           |
| Poona ...         | ...           | 4,441          | 16,87,958       | 16,92,399     | ...          | 25,248      | 16,65,201      | 1,950                  |  |
| Sátára ...        | ...           | ...            | 20,20,388       | 20,20,388     | 60           | 3,492       | 20,04,653‡     | ...                    | ‡ Exclusive of Rs. 12,183 recovered in advance in 1916-1917. |
| Sholápur ...      | 12,892        | 958            | 13,98,924       | 14,12,774     | ...          | 5,073       | 14,06,940      | 761                    |  |
| Total ...         | 27,327        | 6,344          | 1,42,20,708     | 1,42,54,279   | 9,526        | 1,39,011    | 1,40,92,407    | 3,964                  |  |

Commissioner, Southern Division.

The jamabandi audit was effected in time in all the districts except Ratnágiri in which there was delay in some talukas for which satisfactory explanation has been given by the Collector and Pránt officers.

The accounts are kept in the new forms in all districts except Ratnágiri where they have been ordered to be introduced from 1st August 1918.

The following table shows the progress of land revenue collections:—

| District.     | Past arrears. |                | Current demand. | Suspensions. | Remissions. | Collections.  | Arrears.             |                             |
|---------------|---------------|----------------|-----------------|--------------|-------------|---------------|----------------------|-----------------------------|
|               | Authorized.   | Un-authorized. |                 |              |             |               | Land revenue proper. | Miscellaneous land revenue. |
| Belgaum ...   | Rs. 11,802    | Rs. 3,125      | Rs. 18,95,671   | Rs. 1,844    | Rs. 24,791  | Rs. 18,79,838 | Rs. 3,580            | Rs. 545                     |
| Bijápur ...   | 1,653         | 3,518          | 16,67,173       | ...          | 6,836       | 16,64,760     | 678                  | 70                          |
| Dhárwár ...   | 4,318         | 434            | 29,58,708       | 5,148        | 1,562       | 29,56,229     | 498                  | 23                          |
| Kánara ...    | ...           | 388            | 10,15,098       | ...          | 2,418       | 10,12,693     | 366                  | ...                         |
| Kolába ...    | ...           | ...            | 13,90,492       | ...          | 8,881       | 13,81,611     | ...                  | ...                         |
| Ratnágiri ... | 12,716        | ...            | 9,15,844        | 9,809        | 7,626       | 9,11,125      | ...                  | ...                         |
| Total ...     | 30,489§       | 7,465          | 98,42,936       | 16,801       | 52,114      | 98,06,256     | 5,122                | 647                         |
|               | 98,80,940     |                |                 | 98,80,940    |             |               |                      |                             |

§ These are correct figures and differ from those reported last year.

There is an increase of nearly 1 $\frac{2}{3}$  lakhs of rupees in the current demand due to the introduction of revision settlement in 5 talukas of Belgaum and 3 talukas of Bijapur and to the lapse to Government of 16 villages in Kolaba with a fixed land revenue of Rs. 19,797 alienated to the late Sardar Umabai Saheb Bivalkar for her lifetime.

As in the preceding year Kolaba and Ratnagiri have shown a clean sheet, while the arrears in Bijapur, Dhárwár and Kánara are small. Of the arrears in Belgaum Rs. 2,048 have been since recovered and Rs. 1,078 are to be written off. For the recovery of the balance coercive measures have been adopted.

In addition to the Pránt officers of Kolaba and Ratnagiri the following Pránt Officers have shown a clean sheet as in the previous year :—

Bijapur ... Mr. S. S. Deshpande.  
Kánara ... Mr. J. T. Lawrence.  
Do. ... Mr. Marjoribanks.

The collections are 99.62 per cent of the demand and unauthorized arrears are reduced from Rs. 7,465 to Rs. 5,769. Cotton, paddy and other agricultural produce fetched good prices this year and the land revenue was paid without difficulty.

Of the suspensions in Belgaum Rs. 619 were resuspended in 7 villages in Sampgaon owing to failure of crops and Rs. 1,225 represent assessment of water-logged lands suspended in Gokak. In Dhárwár the suspensions are due to failure of crops in one village in Hangal taluka and to cases of altered assessment fixed on building plots pending reconsideration. The Ratnagiri suspensions consist of japti expenses of attached khoti villages to be recovered when the villages are restored or to be written off when the villages lapse to Government.

Remissions in Belgaum and Bijapur are due to the introduction of second revision settlement. In Dhárwár they relate to water rates in one village and other miscellaneous land revenue demands cancelled. The Kánara remissions are due to failure of crops and irrecoverable amounts written off. Of the remissions in Kolaba Rs. 3,419 were granted to the Mahrátta and Mahár agriculturists of certain villages in Mahád which supplied large number of recruits to the Army and the balance is due to the introduction of survey settlement. Remissions in Ratnagiri consist of japti expenses of attached khoti villages lapsed to Government written off and assessment remitted in khoti villages under Government orders.

In Ratnagiri the system introduced last year in one taluka of collecting land revenue in two instalments continues. Its extension to other talukas is deferred until the return of normal conditions as suggested by Mr. Brander.

Provisions of section 148, L. R. Code, were applied judiciously in all districts.

#### 4.—Takávi.

Commissioner, Northern Division.

The following statement shows the transactions of takávi during the year ending 30th September 1918 :—

| No. | District.            | Amount advanced during the year.      |                                      | Demand put down for collection. | Amount collected. | Remissions and writes off. | Suspensions. | Over-collections or future payments. | Balance outstanding. | Total outstanding debt (principal) at the close of the year. |
|-----|----------------------|---------------------------------------|--------------------------------------|---------------------------------|-------------------|----------------------------|--------------|--------------------------------------|----------------------|--|
|     |                      | Under the Land Improvement Loans Act. | Under the Agriculturists' Loans Act. |                                 |                   |                            |              |                                      |                      |  |
| 1   | Ahmedabad ...        | Rs. 1,175                             | Rs. 35,902                           | Rs. 4,18,456                    | Rs. 4,02,616      | Rs. 2,022                  | Rs. 10,093   | Rs. 6,938                            | Rs. 3,725            | Rs. 7,65,843   |
| 2   | Kaira ...            | 1,125                                 | 17,696                               | 1,93,142                        | 1,70,983          | ...                        | 136          | 8,600                                | 22,023               | 5,91,767   |
| 3   | Panch Maháls ...     | ...                                   | 14,444                               | 88,019                          | 87,960            | 9                          | 50           | 3,159                                | ...                  | 1,20,276   |
| 4   | Broach ...           | ...                                   | 2,600                                | 30,583                          | 30,528            | ...                        | 55           | 1,002                                | ...                  | 10,249   |
| 5   | Surat ...            | 600                                   | 145                                  | 10,712                          | 10,712            | ...                        | ...          | 1,318                                | ...                  | 19,167   |
| 6   | Thána ...            | ...                                   | 1,400                                | 14,858                          | 14,597            | ...                        | 248          | 1,365                                | 13                   | 23,719   |
|     | Divisional Total ... | 2,900                                 | 72,167                               | 7,55,770                        | 7,17,396          | 2,031                      | 10,582       | 22,402                               | 25,761               | 15,31,041  |

The total amount advanced as takávi under both the Acts during the year was Rs. 75,087 against Rs. 11,227 only in the preceding year. In the Ahmedabad and Kaira districts liberal advances had to be made towards the close of the takávi year, i.e., in August and September 1918, for the purchase of well-gear,

seeds and grass for encouragement of the fodder crops owing to the failure of the rains, while in the Dohad taluka of the Panch Mahals district Rs. 13,936 were advanced during the last rabi season for the purchase of seed for wheat cultivation by the aid of which an additional area of 7,136 acres is reported to have been brought under cultivation.

Out of the amount put down for collection during the year under report, Rs. 7,17,395 or 94.9 per cent. were collected as compared with 98.9 per cent. in the preceding year. The district chiefly responsible for the bulk of the arrears is Kaira, where the collection of takavi dues was rendered somewhat difficult on account of the agitation against the payment of the Land Revenue demand, described in paragraph 3 above.

The takavi works, which were few, were inspected by the Sub-Divisional Officers and the Mamlatdars. No case of misapplication of takavi loans was detected during the year.

#### Commissioner, Central Division.

Takavi advances made during the year amounted to a small sum, only Rs. 26,226 having been advanced. Rs. 6 $\frac{3}{10}$  lakhs were recovered and the total outstanding debt was reduced from Rs. 20 $\frac{3}{4}$  lakhs to Rs. 15 $\frac{3}{4}$  lakhs as shown in the statement appended. The collections made were in excess of the amount set down for recovery, Rs. 28,027 having been paid in advance of dates on which the money was due.

| District.         | Amount advanced.                      |                                      |                 | Amount for collection. | Collection made. | Amount suspended or written off. | Unauthorised arrears. | Total debt outstanding. | Remarks.   |
|-------------------|---------------------------------------|--------------------------------------|-----------------|------------------------|------------------|----------------------------------|-----------------------|-------------------------|--|
|                   | Under the Land Improvement Loans Act. | Under the Agriculturists' Loans Act. | Total Advances. |                        |                  |                                  |                       |                         |  |
| Ahmednagar ...    | Rs. 445                               | Rs. 150                              | Rs. 595         | Rs. 2,81,766           | Rs. *3,01,702    | Rs. 268                          | Rs. 92                | Rs. 6,82,637            | * Includes Rs. 20,296 of voluntary payments.       |
| East Khándesh ... | 1,625                                 | 5,236                                | 6,861           | 22,722                 | 22,722           | ...                              | ...                   | 40,887                  |  |
| West Khándesh ... | 500                                   | 12,910                               | 13,410          | 45,041                 | 144,098          | 589                              | 669                   | 61,527                  | † Including Rs. 515, voluntary payments.           |
| Násik ...         | 2,450                                 | 50                                   | 2,500           | 24,000                 | 124,152          | ...                              | ...                   | 61,860                  | ‡ Including Rs. 152, voluntary payments.           |
| Poona ...         | 2,100                                 | 150                                  | 2,250           | 87,303                 | §55,712          | 756                              | 835                   | 2,85,210                | § Exclusive of Rs. 3,202, voluntary payments.      |
| Sátara ...        | 360                                   | ...                                  | 360             | 47,773                 | ¶47,707          | 66                               | ...                   | 1,38,422                | ¶ Exclusive of Rs. 1,832, voluntary payments, etc. |
| Sholapur ...      | 250                                   | ...                                  | 250             | 1,06,684               | 1,06,597         | 87                               | ...                   | 3,06,438                | Exclusive of Rs. 2,030, voluntary payments.        |
| Total ...         | 7,730                                 | 18,496                               | 26,226          | 6,15,239               | 6,32,690         | 1,766                            | 1,796                 | 15,76,981               |  |

#### Commissioner, Southern Division.

The subjoined table shows the transactions of tagai during the year ending 30th September 1918:—

| District.     | Amount advanced                   |                                      |         | Demand put down for collection. | Amount collected. | Remissions. | Suspensions. | Balance | Total outstanding debt. | Remarks.   |
|---------------|-----------------------------------|--------------------------------------|---------|---------------------------------|-------------------|-------------|--------------|---------|-------------------------|--|
|               | Under Land Improvement Loans Act. | Under the Agriculturists' Loans Act. | Total.  |                                 |                   |             |              |         |                         |  |
| 1             | 2                                 | 3                                    | 4       | 5                               | 6                 | 7           | 8            | 9       | 10                      | 11   |
| Belgaum ...   | Rs. 675                           | ...                                  | Rs. 675 | Rs. 41,177                      | Rs. *41,698       | Rs. ...     | Rs. ...      | Rs. 374 | Rs. 1,23,824            | * Includes voluntary payment of Rs. 1,094.                                     |
| Bijapur ...   | 2,500                             | 1,287                                | 3,787   | 92,195                          | 196,159           | ...         | 100          | 8       | 1,90,277                | † Do. Rs. 3,740 and compulsory recovery of Rs. 314.                            |
| Dhárwár ...   | 13,888                            | 28,384                               | 42,272  | 1,35,006                        | 11,37,787         | 140         | 258          | 155     | 2,23,657                | ‡ Includes voluntary payment of Rs. 3,346.                                     |
| Kánara ...    | ...                               | 5,160                                | 5,160   | 14,024                          | §14,130           | ...         | ...          | ...     | 26,316                  | § Do. Rs. 106.   |
| Kolába ...    | 300                               | 73                                   | 373     | 4,121                           | ¶4,124            | ...         | 47           | ...     | 7,557                   | ¶ Over-collection of Rs. 3.  |
| Ratnásiri ... | ...                               | ...                                  | ...     | ¶1,490                          | 1,479             | ...         | ...          | ...     | 3,233                   | ¶ Inclusive of Rs. 11, being demand cancelled on account of error in accounts. |
| Total ...     | 17,563                            | 34,906                               | 52,269  | 2,68,011                        | 2,95,557          | 140         | 415          | 537     | 5,74,864                |  |

There was little demand for takávi. The Collector of Dhárwár attributes the decrease to high prices obtained for cotton and food grains and to the increase of Co-operative Credit Societies. Rs. 11,557 were advanced for steam plough operations in Dhárwár. The steam plough has now been removed to Mesopotamia.

The collection demand was recovered with ease. The balance amounts to Rs. 537 and steps are in progress for their recovery.

There were no remissions. Rs. 140 were written off in Dhárwár as irrecoverable. Suspensions amounting to Rs. 100, 268 and 47 were necessary in Bijápur, Dhárwár and Kolába respectively.

Misapplication of takávi advances was noticed in five cases of Bijápur and three of Dhárwár and the amounts were recovered summarily. Time was granted for completion of works in six cases in Dhárwár.

Inspection of takávi works by Sub-Divisional Officers and Mámlatdárs was satisfactory. In Bijápur works were also inspected by Special Head Kárkuns and Circle Inspectors.

#### 5.—*Trade and Industries.*

Commissioner, Northern Division.

Four new factories were added during the year under report in the Ahmedabad district and one was dismantled. The total figure for the district now comes to 121 all of which worked during the year. In spite of the difficulties created by the war, viz., (1) high prices of materials and (2) the difficulty of getting them from abroad, the Mills have made enormous profits during the year. Mr. Chatfield, the Collector of Ahmedabad, writes :—

“ A leading mill owner has informed me that they have in many cases trebled their ordinary profits in the year under report. The temporary disappearance of foreign competition is the main cause of this and in comparison with this advantage their indoor difficulties such as want of fuel, want of spare parts, want of rolling stock, are a mere trifle. The fuel question was at one time acute and the mills were driven to burn wood as well as coal. Their labour troubles have already been described and were chiefly the result of their great prosperity.

The Mill industry is in an excellent position to-day. The cloth and yarn merchants and traders in foreign goods also prospered on account of war conditions. They demanded and secured fancy prices on their goods taking advantage of the abnormal situation. The inevitable sufferers are the general public who have to pay double and treble the ordinary prices for most of the articles.”

The Dairy business in the Kaira district, though stimulated by the demand of butter for Military purposes, received a set back towards the latter part of the year owing to the preachings of Shree Jagatguru Shankaracharya Raj Rajeshwaranand and also owing to the lectures of the Home Rulers and others. Mr. Ker, the Collector of Kaira, writes about it as under :—

“ One of the main causes of opposition of the dairies is that their competition raises the price of milk and Ghee. On the other hand they bring large amount of money into the district, almost as much, in fact, in a year as the whole Land Revenue of the district.”

Two ginning factories and a rice flour mill were newly started at Thásra on the Anand-Godhra line during the year under report for the ginning of cotton produced in the extensive areas of Government waste lands disposed of in that tract during the preceding two years. The yield of tobacco was greatly reduced owing to the continuous heavy showers of rain and the quality was also inferior. Regarding the cutting of Mhowra trees, Mr. Ker writes :—

“ Owing to the shortage of coal supply the local firewood trade continued to be brisk, and many Mhowra and other trees were cut down on account of the high prices which prevailed.”

In the Panch Maháls district there was a brisk trade in timber, tanned hides and grain owing to Military requirements. A new ginning factory was opened near

Derol Railway Station in the Kalol táluka. The Manganese Mines at Shivrájpur and Bamankua did well, but the Sunth Road Glass Works did not work for want of materials.

Regarding the river-borne trade at the port of Broach, Mr. Blathwayt, the Collector, writes as under :—

“The river-borne trade at the port of Broach fared well as usual. 240 passes for Mhowra flowers were issued from the port during the year under report. The export of Mhowra flowers from the port amounted to 88,743 maunds 10 seers, while the import consisted of 12,490 maunds in all. Rs. 13,610 in cash were imported during the year ending 31st July 1918. The imports by water chiefly consisted of wet-dates, cocoanuts, grains, clarified butter and sweet oil, while gram, peas (guvar), cotton seed and Mhowra flowers were exported in large quantities to Káthiáwár and other districts.”

The cotton oil and leather factories at Jalálpor in the Surat district have had a busy year. The gold and silver thread industries of Surat City were adversely affected owing to the high prices of gold and silver. Speaking about the grass trade in the Chikhli and Párdi tálukas, Mr. Emanuel, the Collector, writes :—

“The trade in grass in Chikhli and Párdi tálukas thrived as before, and the grass merchants made good profits. The difficulty of transport would have reduced their profits and tended to bring down prices, but as large quantities were purchased for Military purposes, prices were maintained at a high level. On account of the deficiency in the rolling stock of the Railway Companies much of the import and export trade was diverted to sea, where the freights have trebled.”

The remarks of Mr. H. B. Shivdasani, I. C. S., Assistant Collector in charge of the Southern Division of the Surat district, being pertinent and interesting as showing the value of land as a grass-producing area in that tract, are reproduced below :—

“There is a great trade in grass this year owing to the very high price of grass that prevailed throughout the present year due to grass being required for export to Mesopotamia. There are 48 grass presses in Párdi táluka alone and this gives some idea of the trade in grass. Some Government waste land in Párdi táluka, which could grow only grass, was auctioned and realized over 100 times the annual assessment in the way of occupancy price and the buyer told me that he gave that price because it paid him to do so. Owing to the shortage of Railway waggons the price of grass in Párdi táluka has recently fallen to some extent.”

The high price of charcoal stimulated the extensive cutting of injaili trees in occupied lands in the Thána district with the result that the district was being denuded of trees valuable for Rab purposes. The infliction of maximum non-agricultural fines on the areas covered by charcoal-kilns in some cases under the Land Revenue Code has, however, improved the situation. The tanneries on the Kole-Kalyán creek are expanding. Regarding the brick trade in the Thána district the Collector, Mr. MacGregor, I. C. S., writes as under :—

“Bricks were being exported to Bombay from Bhiwandi and Kalyán on a very large scale by rail and sea. Owing to the enormous demand for bricks and the consequent very heavy rise in prices the Bombay Port Trust have decided to make their own arrangements and are acquiring 74 acres of land at Manda near Titvala Railway Station in the Kalyán táluka for the erection of a brick factory. Similarly the G. I. P. Railway acquired 65 acres of land for the same purpose in Manda and two other adjoining villages.

“Owing to wagon shortage and the difficulty of navigation in the Thána creek not all the bricks produced could be got away. The untimely rain in May also reduced the outturn. Water transport is much the best method of export as the bricks do not get so damaged. The demand was however so great that some loads were dispatched to Bombay in motor lorries.”

As an indirect result of the War the indigenous ship building industry is being revived in the Sálsette táluka under the guidance of the Director of Industries. The following is the Thána Collector's account of the progress so far made :—

“A notable feature of the year was that the building of teak fore and aft rigged sailing ships with auxiliary motors was undertaken at four places in the

Sálsette táluka. The Omiar Foundry of Bombay launched one such ship of about 250 tons and will shortly launch a much larger one of 800 tons. This yard was located on a mud flat and difficulties consequently arose. Mr. Damania of Vesáwa has been constructing motor launches and has built a sailing ship 115 feet long. One such ship of 100 tons is under construction in Bandra and another considerably larger at Mahul. Sites for further yards have been surveyed and will, it is expected, be taken up shortly."

The Murbad táluka is rich in its forests, but its further development is retarded as its communication with Kalyán is cut off during the monsoon by an unbridged river.

The hand-loom and cloth printing industries suffered throughout the Division owing to the abnormal prices of yarn and dyes.

#### Commissioner, Central Division.

The railborne trade was not brisk owing to the want of transport facilities referred to under the head "Prices." Some merchants in consequence suffered, while to others the war gave unusual opportunities of making large profits either by profiteering or from very paying military contracts. The Collector of Poona remarks that the large local military expenditure has benefitted many traders and good profits have been made by all who were able to share in supplying the ever increasing wants of the military authorities.

As regards industries many of them suffered from the great rise in the prices of raw materials. Heavy rains in October spoiled the yield of the cotton crop in Ahmednagar and in East and West Khándesh, and most of the gins and presses in the districts had to be closed for want of work. The Collector of East Khándesh however remarks that the loss was more than compensated for by the high prices at which cotton was sold.

In East Khándesh the price of cotton ranged from Rs. 44 to Rs. 57 per maund against Rs. 32 in the corresponding period of the preceding year. Transactions in cotton bales in Ahmednagar were much reduced, only 5,909 bales having been sold against 13,900 in the previous year.

The Spinning and Weaving Mills at Jalgaon and Amalner were busy throughout and had a good year. It is reported that the outturn of the Raja Bahadur Motilal Mills at Poona was much greater than last year.

The Collector of Sholápur remarks :—

"The local mills have shared in the general prosperity of the industry, though not to the same extent as mills in Bombay, since the supply of labour has been unsatisfactory—a result of the plague epidemics of recent years. Labour has, however, been more plentiful during the last few months, as is usually the case in periods of high prices.

"With prices continuing to rise, it was obvious that continual unrest was to be expected in mill hands, and that no adjustment of wages was likely to give more than temporary satisfaction. The mills here decided at the beginning of 1918 to take upon themselves some portion of the continually increasing cost of living, and since then sold certain quantities of jowári to mill hands each month at the fixed rate of 6 seers to the rupee. This action seems to have been appreciated by the mill hands and has undoubtedly helped them a good deal as jowári has recently been as low as  $1\frac{3}{4}$  seers to the rupee. A good deal of discontent and trouble was thus averted."

Of the minor industries, the Reay Paper Mills at Mundhwa, the oil mill at Dhond, the carpet manufactories in Nagar and at Kune, and the glass manufactory at Talegaon continued to work though all of them suffered from want of labour and difficulties about fuel supply. As regards the oil pressing industry in Sátára the Collector writes :—

"Prior to the war there were few engines and nearly all extraction was done in 'ghanis' worked by bullocks. A good deal of groundnut was exported to Bombay. The war stopped export to a considerable extent and mechanical presses were set up at various places in the district to its great advantage as the profits of the industry were retained in the district and large supplies of oil cake were available locally.

“ The special features of the year which affected these industries were the rise in the price of kerosine and coal and the restrictions on traffic which made it difficult to obtain the necessary supplies of fuel for engines and impossible to export the surplus stock of groundnut.”

There was no improvement in the condition of the weavers working on handlooms.

As regards the sugarcane industry in the Bhimthadi taluka the Collector of Poona observes :—

“ The price of ‘ gul ’ was not very profitable and there are general complaints that the industry is passing through a period of considerable depression.”

The section from Páchora to Shendumi of the Páchora-Jámner feeder railway was opened to the public during the year, and as a result two ginning and two pressing factories are shortly to be started at the stations on that section.

The collection and export of tarwad bark has received considerable impetus through the demand for it raised by the war for Government purposes. All Government officers concerned did their best to secure and export to Bombay as much of the bark as could be collected through contractors. Attempts were also made to collect and sow seed. A large amount was collected, but the operations have been spoilt by the failure of this last monsoon.

Commissioner, Southern Division.

Owing to railway restrictions goods traffic in general was hampered. Coast trade was interrupted by the early May monsoon which wrecked some grain boats and drove others to the nearest ports.

Trade in cotton was prosperous and prices rose from 50 to 100 per cent. A gin at Telgi (Bijápur) and a pressing factory at Hubli were newly opened.

Hand weaving industry continues to suffer owing to high prices of yarn and dyes. Indian vegetable dyes were tried at certain localities.

The Nandangadde handlooms (Kánara) produce a coarse cloth which has been approved by the Director of Industries as very useful for sail cloth.

The Registrar of Co-operative Societies opened a weaving school at Kittur for training weavers in the use of an improved form of loom, the advantages of which seem to have been appreciated.

Tile factories at Khánápur and Manaki (Kánara) are doing well. The Rival Tile Factory at Khánápur referred to last year is under construction. The Manager has received training in England. A tile factory has been started at Dhárwár.

The Managing Directors of the Belgaum Match Factory have started the manufacture of soap.

The Country Liquor Distillery at Khánápur suffered considerably owing to difficulties in transport of mhowra. Six distilleries in Uran have been closed. The rains of May reduced the outturn of salt and the price was excessive. Nevertheless the salt business is in a prosperous condition.

The Gulal Factory in Kánara continued closed for want of aniline dyes.

The Mango Pulp Industry suffered for want of sufficient tin-plate. Fifty acres of land have been granted to the Company on special terms for the encouragement of mango cultivation.

Kánara Forests supplied large quantities of teak and other forest produce for war purposes. Messrs. Turner Morrison & Company of Bombay have been granted concessions for the organization of a Bamboo Pulp Industry in these forests.

The construction of a light railway between Tálíkot and Bijápur by a private company is under consideration. If this scheme materialises three talukas of Bijápur will have greatly improved facilities. A causeway over the Malprabha at Kamatgi is greatly needed to remove hindrance to trade between two talukas of Bijápur and the bordering district of the Hyderabad State.

Rice hulling mills at Panvel (Kolába) had a prosperous time on account of the boom in the rice and paddy trade.



In Ratnágiri and Kánara 98 Machwas have been built. A ship-building committee has been started in Kodibág (Kánara) and special concessions have been given to the ship-builders.

### Extracts.

#### SOUTHERN DIVISION.

J. K. N. KABRAJI, Esq., Collector, Bijápur.

The weaving industry continued to suffer owing to the high prices of yarn and dyes. The stoppage of the supply of foreign dyes has led to the revival of the native process of dyeing. Tálikot, which has always been famous for its printed carpets, produced not a single carpet for want of dyes. As a result of the scarcity of yarn and dyes, many a weaver took to agriculture, many had to do weaving for wages under capitalists. Those however who could afford to stick to the industry were by no means losers because the finished products fetched comparatively higher prices. The weaving of coarse blankets, too, fell off by reason of the dearth of wool and the absorption of pasture forests into forests closed to grazing of sheep.

E. G. TURNER, Esq., I. C. S., Collector, Dhárwár.

The cotton trade including ginning and pressing factories had a really good year, in spite of the difficulty of procuring waggons and the general rise in wages. The price of cotton rose from Rs. 240 to Rs. 400 per nag, and all concerned in the trade have reaped a good harvest. The cotton cultivators also on the whole shared in the general profit. A large new pressing factory of the New Mofussil Company, Bombay, was opened at Hubli and also several small ginning factories in the eastern part of the district. The two large cotton centres of Hubli and Gadag naturally did the bulk of the trade, but there was brisk business also at Nargund, Mundargi, Háveri, Ránebennur and Dhárwár. Speculation increased, but the losses were small compared with the profits, as the price of cotton was ever on the increase.

J. H. E. TUPPER, Esq., I. C. S., Collector, Kánara.

Attempts were made during the year to encourage ship and boat building by private enterprise. A Ship-building Committee was formed at Kárwár in April 1918 under the Chairmanship of Ráo Bahádur R. R. Gangolli, the President of the Kárwár Municipality.

The concessions offered are :—

- (i) A reduction of 10 per cent. on estimated market rates for timber purchased at the Kodibág depôt ;
- (ii) reduced permit rates at Rs. 6 per khandy for "Matti" and "Nandi" extracted from the forest by ship-builders ;
- (iii) suitable sites for ship-building yards on the Kálinadi near the Kodibág timber depôt ;
- (iv) acceptance of security for payment instead of cash.

The only conditions attached to the above concessions are that the timber purchased should be applied solely for ship-building purposes and that the work should be undertaken at once and promptly completed.

During the year 11 Machwas running up to 90 tons have been completed, and several boats running up to 10 tons. Six more Machwas are already under construction and permits, at concession rates have been issued to several intending ship-builders for extraction of timber from jungles. About 450 khandis of timber (worth Rs. 2,688) have already been paid for, 110 khandis (worth about Rs. 1,113) have been sold at concession rates at the Kodibág depôt to intending ship-builders.

### 6.—Prices.

#### Commissioner, Northern Division.

Owing to the partial failure of the kharif crops caused by incessant showers of late rains and also the difficulties of importing supplies on account of shortage of Railway waggons, the prices of all foodstuffs, especially bájri, jowári and wheat, rose very high. Fodder also having been damaged by heavy rains was scarce and dear. The prices of articles of European manufacture continued high. The prices of salt and kerosine oil, which are the necessities of life even with the poor, were for a time artificially raised to an alarming extent by profiteering merchants throughout the Division, but fortunately they were controlled within a short time. About the general fall in the purchasing power of money, Mr. Chatfield, the Collector of Ahmedabad, writes :—

"The enormous drop in the purchasing power of money during the year under report is most noticeable. The main industry of the district is cotton spinning and weaving, and the great profits made during the year by

the mills sent up prices by leaps and bounds. The great rise in the price of cotton over the figure for the preceding year deserves notice."

The rise in the price of cotton was quite unprecedented. The remarks of Mr. Blathwayt, the Collector of Broach, in this connection, are quoted below:—

"In the beginning of March a bhar of uncleaned cotton stood at Rs. 320 and rose to Rs. 408 in the beginning of April. Last year it was thought extraordinary when the price stood at Rs. 190 for a time. Cleaned cotton was sold at Rs. 650 a khandi and rose to Rs. 850 during the same period. In the latter part of April the price of ginned cotton fell to Rs. 712 per khandi (20 maunds) and of uncleaned cotton to Rs. 350 per bhar. This abnormal rise in prices was due to the absence of American and Egyptian cotton, and to a considerable demand arising from the Japanese and other merchants from outside. The full benefit of this great rise was not secured by the cultivators but largely by the middlemen."

The increased prices of agricultural products benefited the cultivators. The labouring and other classes increased their wages in proportion to the prices. So the pinch of the high prices was mainly and acutely felt by persons with fixed incomes, especially the lower grades of Government servants.

The grant of liberal war allowance to the menials, talatis and other low paid Government servants, after the close of the year, with retrospective effect from 1st January 1918, has, however, afforded the much needed relief.

#### Commissioner, Central Division.

Various causes, almost entirely arising out of the war, tended to raise the prices not only of food grains but of all the principal necessities of life to an extent "never dreamt of before" and never reached in the worst of famines. A world shortage of supplies was one factor, and previously almost unknown difficulties of transport another. The following remark of the Collector of West Khándesh is an illustration in point:—

"In April there were some 50,000 bags of food grains lying at stations in Northern India awaiting transport for Dhulia. Much of this remains still untransported and I learn that a considerable portion of it has been sold away on the spot to escape further deterioration and loss."

These difficulties helped greedy merchants to raise prices far beyond the limits justified by legitimate causes. This might possibly have been avoided by establishing control over the various commodities at an earlier stage. The great and sudden rise in the price of kerosine oil at one time threatened to darken most homes and many of the smaller towns entirely; timely control prevented this calamity; and, though the price of all varieties of the oil was fully doubled, yet a much worse situation was avoided. The greatest pinch was and is still being felt by the poor and lower middle class people in respect of cloth and food grains. In respect of cloth the Collector of East Khándesh remarks:—

"The price of cloth has risen to such an extent as to render impossible its purchase by the poor and the lower middle classes of the people."

But since this was written there has been a heavy fall in the price of cloth.

The diagram submitted by the Collector of East Khándesh in respect of wheat, jowári and báñi, and that submitted by the Collector of Sholápur regarding jowári are illustrative of the difficulties of the people during the past year. Many officers feel that profiteering could have been checked and unfair rises in price prevented by earlier and more extensive use of the powers of control possessed by Government. It is not at all surprising to me that Government hesitated to interfere too much. Such a business as the grain trade of the country wants very delicate handling, and if anything went wrong with Government control the last state might be infinitely worse than the first.

#### Commissioner, Southern Division.

Prices of staple foods—jowári and rice—remained high throughout the year. This was due to a moderate local harvest, damage caused to previous year's jowári stored in pits by the heavy rainfall of November 1916, transport difficulties due to war and prohibition of exports from Mysore, Madras and Nizam's territory. High prices obtained increased the area of cotton sown and so diminished the area

under cereals. Profiteering in large towns is also another cause. Mr. Sedgwick writes :—

“ Everyone is out to get rich quickly—from the ryot who grows his cotton and jowári to the kerosine oil merchant who sells his advice note in a fictitious name, breaks up the tins into bottles, adulterates his oil, gives short measures and comes out of it with a profit of 100 per cent. At a meeting of the Cotton Pressing Merchants at Hubli some months ago, one gentleman proposed to double the rates straight off. When asked for his arguments, he simply replied —‘ Others are making money out of the war, why should not we?’ This is only a sample of what is going on all round.”

In Kolába though the harvest was normal the brisk demand for rice from Bombay and other coast districts inflated prices.

In Kánara and Ratnágiri some food grains are always imported. Stocks of imported grains were adversely affected by the early closure in May of the sea-route on account of the very early monsoon. The great increase of freights of country craft is another contributing cause.

In February 1918, I suggested the opening of cheap grain shops by private philanthropy or by the District Local Boards or by both. And in March 1918 the orders in Government Order No. 2031 of 16th March 1918 were brought to the notice of the Municipalities.

The Municipalities of Belgaum, Nipáni, Gokák, Saundatti-Yellánma, Bijápur, Honáwar, Mátherán and Málwan and the Notified Area Committees of Chikodi and Karjat and the District Local Board, Kolába, contributed funds for charity shops.

In Hubli a Grain Association was formed for supply of cheap grain to the poor doing excellent work.

In all 46 charity shops were opened. But the operations in some of them were hampered by the sudden and unexpected prohibition of export of purchased grain from Mysore and Madras. The situation was reported to the Director of Civil Supplies and ultimately Mysore agreed to release 157 waggon loads of foodstuffs: of these 107 were allotted to Southern Division and the rest to Sátára and Kolhápura and Southern Marátha Country.

|         |        |
|---------|--------|
| Belgaum | ... 8  |
| Bijápur | ... 11 |
| Dhárwár | ... 3  |
| Kánara  | ... 17 |
| Kolába  | ... 7  |
|         | 46     |

Arrangements were also made by me personally with the Director of Civil Supplies to supply rice from Bombay by steamer to the coast districts and to Belgaum and Dhárwár (*via* Marmagoa). The Belgaum and Dhárwár merchants however did not take advantage of these arrangements on the ground that the rice available in Bombay was dear and of inferior quality making it evident that their need was not so great as they had given out and that they did not evidently desire to see prices lowered.

Advisory Committees were formed at all taluka stations and important market places in order to watch prices and to take measures to keep them down.

Wherever improper hoarding or holding up of stocks was noticed, action was taken under Rule 11-J (2-a) of the Defence of India Rules. Thus all possible measures were adopted to keep prices within proper bounds.

The price of salt rose in Ratnágiri and Kánara due to shortage of supplies in the former and to combination and profiteering in the latter. Arrangements were made to meet the defect in Ratnágiri and the control of salt under the Defence of India Rules improved the situation in Kánara.

Besides food grains, kerosine—a commodity used by all classes, rich and poor—rose in price. The rise was unprecedented. For a short time, the oil was almost unobtainable. But the Controller took prompt measures for the import of fixed quantities at regular intervals, and retail selling prices were fixed, under the Defence of India Rules, for all important centres of supply.

There was a fall in the prices of cardamom and pepper due to lack of export facilities.

Articles of European manufacture continued to rise in price: cloth rose to 3 to 4 times the prewar rate: cotton fetched prices unheard of before. Mr. Madan says :—

“ A Bagalkot Naga, (12 maunds) which in November 1916 fetched Rs. 130 and in May 1917 Rs. 160 went up to Rs. 280 on 31st July 1918.”

The price of fodder rose. In Belgaum it rose 25 to 50 per cent. and in Dhárwár 50 to 100 per cent. from April 1918. In Bijápúr there was a sudden rise in February and July 1918. In Kánara the rise varied from 10 to 100 per cent. according to the supply and demand. Rice straw used as buffalo fodder rose very high on account of the poor rice harvest which suffered severely from abnormal rains at the end of November.

#### Extracts.

##### NORTHERN DIVISION.

G. L. MACGREGOR, Esq., I. C. S., Collector, Thána.

The prices of food-stuffs which were already considerably above normal rose still further slowly up to April after which they went up by leaps and bounds. The importation of rice from Bombay under the auspices of the Controller of Prices checked the rise in price of rice for a while only, but was of great assistance to the poor. The price of salt has doubled and attempts to bring it under control did not meet with success. The rates of grass have risen considerably but the Military Department were able to secure their grass for next year at rates lower than could be expected. The price of cloth has also gone uncomfortably high. The local aristocracy, the business men, the contractors and the salt, timber and grass merchants have made considerable profits. Cultivators have received better prices for their crop and where they own their own land have not done badly. The demand for labour of all sorts has been so high that the coolie in Salsette is far better off (with a lower standard of living and double the earnings) than a clerk of five years' standing. Moreover his wife can earn money where a clerk's cannot.

The condition therefore of the middle class, especially those with fixed incomes, is becoming harder and harder every day. The grant of war allowance to Government servants in Salsette is welcomed and a similar grant to the Government subordinates in the remaining portion of the district is very anxiously awaited.

##### CENTRAL DIVISION.

A. S. A. WESTROPP, Esq., I. C. S., Collector, Poona.

The year was remarkable for the steady and constant rise in prices of almost every necessity of life on a scale never dreamt of before. The average prices of the principal food-stuffs and salt, jágri and dry grass which ruled at the Poona market during 1916-17 and 1917-18 were :—

|           |     |     |     |     | Average price per maund of 40 seers of<br>80 tolas each. |    |    |          |    |    |
|-----------|-----|-----|-----|-----|--|----|----|----------|----|----|
|           |     |     |     |     | 1916-17.   |    |    | 1917-18. |    |    |
|           |     |     |     |     | Rs.  | a. | p. | Rs.      | a. | p. |
| Jowári    | ... | ... | ... | ... | 2  | 11 | 11 | 5        | 0  | 4  |
| Bájri     | ... | ... | ... | ... | 3  | 11 | 9  | 5        | 9  | 6  |
| Wheat     | ... | ... | ... | ... | 4  | 12 | 8  | 7        | 0  | 6  |
| Rice      | ... | ... | ... | ... | 5  | 14 | 3  | 6        | 10 | 7  |
| Tur dál   | ... | ... | ... | ... | 5  | 14 | 8  | 6        | 7  | 10 |
| Salt      | ... | ... | ... | ... | 2  | 8  | 3  | 3        | 10 | 6  |
| Dry grass | ... | ... | ... | ... | 0  | 15 | 6  | 1        | 2  | 0  |
| Jágri     | ... | ... | ... | ... | 8  | 7  | 1  | 7        | 13 | 4  |

\* Jowári and Bájri which are the principal staples rose by 91 per cent. and 60 per cent., respectively. Dry grass rose by nearly 80 to 100 per cent. by the end of the year on account of the unfavourable prospects of the current year 1918-19. Rice rose by 15 to 20 per cent. only as, on account of very bumper crops in other parts of India and in Burma, very large supplies were apparently available. The difficulties of railway transport have however kept up the price of rice and is now tending to the further steady rise in price of all food-stuffs in the district. The price of jágri fell a little as it is mostly exported from Poona and railway wagons were very scarce for the purpose.

##### SOUTHERN DIVISION.

B. A. BRENDON, Esq., I. C. S., Collector, Ratnágiri.

There was a further rise in the prices of the necessities of life. Clean rice which was procurable in Ratnágiri at seven seers three chatáks a rupee in 1916-17 rose to five seers

one chaták in 1917-18, an increase of 42 per cent., the rate being 52 per cent. in excess of the rate in 1913-14. Rági rose from 11 seers per rupee in 1916-17 to 9½ seers per rupee in 1917-18 and stood at eight seers two chatáks at the end of July, the latter rate being 24 per cent. in excess of the rate in 1913-14.

Salt which was procurable in 1916-17 at 18 seers three chatáks rose gradually in price to 10 seers 10 chatáks and at the end of the year stood at eight seers two chatáks.

J. T. LAWRENCE, Esq., I. C. S., Assistant Collector, Kánara.

As regards the prices of imported articles the variations in prices throughout the Sub-Division are remarkable, suggesting that prices depend very much on the action of local merchants. Thus while wheat rose 6 per cent. only in Bhátka, it rose 92 per cent. in Siddápur. Similarly dal rose only 6 per cent. in Bhátka but 35 per cent. in Siddápur. The price of paddy rose 33 per cent. throughout the Sub-Division but the rise in the price of cleaned rice varied considerably, being 14 per cent. only in Bhátka and 35 per cent. in Siddápur. The proximity of Bhátka to Kundapoor doubtless accounts for the smallness of the rise there. In Kumta where little rági is grown the price rose by 100 per cent.; in Honáwar the rise only amounted to 14 per cent. There was no rise in the price of jaggery in Bhátka, but elsewhere in the Sub-Division the rise in the price of this commodity varied from 13 per cent. to 35 per cent. The price of betelnuts rose slightly.

### 7.—*Labour and Wages.*

Commissioner, Northern Division.

The supply of labour is not sufficient to meet the demand throughout the Division. This fact coupled with the high cost of living due to the abnormally high prices referred to above fully justified the high standard of wages maintained during the year. In Ahmedabad City which is the centre of the mill industry, there was a keen struggle between capital and labour culminating in a strike of the latter. The labourers organized themselves under the guidance of social workers and philanthropists such as Mr. M. K. Gandhi, Miss Anasuya Sarabhai and others. The mill-owners held out for a time but agreed to a compromise under which the employees were given an increment of 35 per cent. in their wages. The example of the Ahmedabad mill-hands was followed in Viramgam and Broach also. In Broach an increase of 22½ per cent. in wages was granted.

As regards field labour, Mr. Blathwayt, the Collector of Broach, writes:—

“Field labour is as dear as before. During the cotton picking season the ordinary field wages fluctuated between 4 to 6 annas with food in the villages distant from head-quarters, while in villages near Broach City as high a rate as 6 to 8 annas with food was paid. In the Amod taluka the supply of field labour was very deficient and consequently the land-holders there had to pay rupee one per day for picking cotton and removing cotton stalks. The shortage and dearness of field labour affected all except the Bohras who with their women folk are accustomed to do all the weeding and cotton picking in the field.”

With high wages and ample employment nearer at their own homes the abouring classes turned a deaf ear to all calls for recruits throughout the Division. In Surat, however, recruiting afforded a very welcome opportunity to the “Halis” (bonded labourers) of emancipating themselves from the serfdom of their masters.

Mr. Emanuel, the Collector of Surat, writes:—

“The ‘Hali’ system is gradually disappearing, and the war has afforded the Halis and unique opportunity of freeing themselves from their serfdom, and many of them are going out as recruits to the labour corps. There is still a considerable field of labour untapped among the timid ‘Kaliparaj’ people living in the jungles of Mandvi, Pardi and Chikhli, though many have been recruited for labour corps, their former employers now giving up much of their initial opposition.”

Commissioner, Central Division. ..

In West Khándesh there was not much change in the rates of wages during the year under report; in Ahmednagar, East Khándesh, Sátára and Sholápur they ruled appreciably higher than in 1916-17, and in Poona and Násik they were much higher owing to local demand and proximity to large centres of employment. The enormous rise in the prices of food-stuffs referred to in the foregoing paragraph forced a rise in wages, and this was accentuated by a demand for all sorts of military requirements. Recruiting for the army is said to have reduced the number

of labourers, but this factor could hardly have affected the almost unlimited field of unskilled labour in villages so much as the limited domestic and skilled labour in towns. It is, however, unfortunate that the large increase in rates of wages does not indicate any increase in efficiency; on the other hand smaller supply and greater demand seem to make labourers slacker than before. The Collector of Poona expresses a pious hope that in course of time higher wages may lead to greater efficiency. He writes:—

“These rates continue to rise and form the counterbalance to the dangerously high prices of food-stuffs. It is probable that the new economic factors prevailing in India will lead to a permanent rise in money wages, and although the standard of living is not likely to rise in a commensurate manner a certain improvement will no doubt take place, which in turn, may lead to greater efficiency.”

The greatest sufferers from high prices were people with fixed incomes who could get no increase to their earnings either by profiteering as did the trader, merchant, and shopkeeper, or by demanding higher wages as did the man on daily wages.

The mills at Sholapur and Barsi which supplied grain to their employees at half the market price attracted labour in excess of their requirements especially towards the end of the year.

Commissioner, Southern Division.

Labour supply is inadequate everywhere except on the Coast.

In the Karnatic districts the labour problem becomes more difficult day by day. This is partly due to the fact that the middle class rayat who used formerly to till his field now employes hired labour and partly on account of the greater demand for increased industrial and commercial activities which has not been accompanied by any increase of population. However as remarked last year scarcity of unskilled labour will give an impetus for the extended use of labour saving devices, but owing to lack of machinery there is no prospect of progress in this direction until normal conditions prevail. The steam plough which was working in Ranebennur has been transferred for more urgent work in Mesopotamia. Its absence has been a cause of complaint but agriculturists cannot expect Government to arrange to plough their land indefinitely. Our labour difficulty will be increased by the heavy influenza mortality.

Criminal Tribes Settlements in Bijapur, Dhárwár and Belgaum continue to afford material help in supplying labour for factories, gins, presses and building operations in large towns and in forest exploitation in Khánapur.

Most of our timber comes from the aboveghat talukas of Kánara. The population there is very scanty and forest contracts are in arrears. Labour was imported from Goa, Savantwadi and other places for the extra work that was entailed by the increased demands from the Munitions Department. The supply of local labour broke down completely and the M. & S. M. Railway had to employ Turkish prisoners on the construction of the Anavar-Dandeli Railway. In order to create a local labour supply in Kánara it has been made widely known that grants of land will be given on very favourable terms for inforest cultivation. A small beginning has been made in repopulating some deserted sites in the forests. This process must necessarily be very slow. The forests are unhealthy and open sites are scarce. I have therefore also arranged for grants on easy terms of forest lands for cultivation near sites of established towns and villages bordering on forests.

Labourers of Ratnágiri, Kolába and the belowghat talukas of Kánara find ready employment in Bombay and other commercial and agricultural centres whither they migrate temporarily every year. The exodus from Ratnágiri and Kolába was so great that difficulty was felt in securing local labour for works other than agricultural operations.

Wages continued to run high and showed a tendency to rise higher. Labour has become more independent and efficiency has decreased. The Indian labourer works mechanically and takes no interest in his work. As soon as he has earned enough, a very easy matter in these days of high wages, he knocks off work and comes back when he has spent his money. There is no inclination to save or to

better himself socially such as we find among the European labouring classes and so long as all incentive to improvement is wanting, so far will labour deteriorate. In the old days when there was competition a man had to work well or he would lose his job: there is now not even this incentive as he knows he cannot lose his job. During the cotton picking season in Dhárwár and Bijápur labourers and cartmen were paid fancy wages owing to the abnormal rise in the price of cotton. High wages combined with the scarcity of labour added to the difficulties in securing recruits for the Army and Labour Corps.

The general condition of labourers was satisfactory. Although the rise in wages was somewhat less in proportion to the rise in the prices of food-stuffs and other necessities of life, the labouring class has not been hit by the war.

#### Extracts.

##### NORTHERN DIVISION.

G. E. CHATFIELD, Esq., I. C. S., Collector, Ahmedabad.

Other skilled labourers are either artizans following for the most part some hereditary profession or agricultural labourers. The demand for both classes is considerable in this district; for the former because few outsiders have the enterprise to take up any pursuit to which they are not bred; and the latter because the agricultural population is insufficient for the cultivable land which is available. As regards the artizan class (apart from the mills) the status of labour appears to have remained stationary as usual. The price of skilled agricultural labour is always high but does not appear to have risen during the year. Indeed the demand has probably fallen off to some extent; it is difficult to say why in the previous year 1916-17 there was an eager demand for the large areas of waste land to be found in this district and considerable grants of such land were made upon special terms. During the year under report such applicants have completely disappeared and the grantees of the year before have attempted to wriggle out of their agreements. The high prices of cotton appear to have induced feverish speculation in land which has brought a natural re-action. This must have reduced the demand for skilled agricultural labour, the wages of which would otherwise have risen considerably.

Unskilled labour has risen slightly but commands very high prices at special times such as the wheat harvest in the Bhal tract. It then rises to Re. 1 per diem. The enormous rise in the hire of carts and camels is most noticeable and due partly to the shortage of railway waggons, which throws work upon the roads, and partly to the feverish industrial activity in Ahmedabad itself. Cart hire and camel hire in the neighbourhood are crushing in the busy season.

##### CENTRAL DIVISION.

A. S. A. WESTROPP, Esq., I. C. S., Collector, Poona.

Wages ruled high throughout the year. For unskilled labour in and near Poona the rate was 8 to 10 annas per day. In the camp even 10 annas are not now considered a sufficient wage. The enormous rise in the prices of food-stuffs is a contributing cause of these high rates coupled with the strong demand for labour for military works, and the progress of recruitment for labour corps, etc. The rate for artizan classes was Re. 1 to Rs. 1-4-0 per day.

In the mofussil the rates of unskilled and field labour were from 6 to 7 annas for males and 3 to 4 annas for females. At the time of harvesting the sugarcane crop unskilled labour commanded 8 annas per day in the canal areas. The rate for skilled labour was annas 14 to one rupee per day. There are strong complaints of the dearth of field labour in the district.

J. GHOSAL, Esq., C.I.E., I. C. S., Collector, Sátára.

There can be no doubt that this year there have been genuine complaints in many parts of this district as to the scarcity of labour. For years now the labouring classes have acquired the habit of going to Bombay and other trade centres in search of labour. This year this tendency was on the increase due partly to a partial failure of food crops last year and to a larger extent to the high prices and extra cost of living. The high wages and the great demand for labour in Bombay have proved an extra temptation. It is also urged that recruiting for the army has reduced the number of labourers. The total number recruited in a year for this district is about 2,300, so this can make no material difference in the amount of labour available, but the good pay offered to recruits has no doubt indirectly affected the rates of local wages.

A. H. A. SIMCOX, Esq., I. C. S., Collector, Sholápur.

Though there has been an abnormal rise in the prices of all commodities during the year no signs of distress were noticed among the labouring class as the rate of wages ruled higher than before. This may be said to be chiefly due to the working of mills in Sholápur and Barsi, which could offer higher wages. The liberal concessions in the form of supply of

grain to their hands at half the market price attracted the labouring class to the mills which are at present finding the supply of labour exceeding their requirements. The status of average labour is in fact quite satisfactory.

#### SOUTHERN DIVISION.

E. L. Sale, Esq., I.C.S., Collector, Belgaum.

The rise in the prices of daily necessities has re-acted on the rates of wages of labour both skilled and unskilled. Agricultural labour, which cost  $3\frac{1}{2}$  or 4 annas in normal times, has risen to 6 annas per day. The wages of other unskilled labour too have risen from 6 to 8 annas daily and of skilled labour from 12 annas to one rupee.

J. H. E. Tupper, Esq., I.C.S., Collector, Kanara.

The ordinary rate of unskilled labour varied from annas 5 in Kumta, Honavar and Bhatkal to  $5\frac{1}{4}$  in Karwar, 6 annas in Siddapur and Supa,  $6\frac{1}{2}$  annas in Sirsi and annas 8 in Haliyal. The rate of forest labour was ordinarily annas 10 per day. Skilled labour benefited less than unskilled. Rates generally showed little variation, but rose from annas 8 to 12 at Bhatkal and from annas 14 to Re. 1 in Supa.

#### 11.—*Public Feeling and Press.*

Commissioner, Northern Division.

The account below reproduced which the Collector of Ahmedabad, Mr. Chatfield, has given of the state of public feeling in his district would apply equally well to nearly every district of the Division and present a faithful picture of the general mental attitude of the urban and rural populations:—

“The general outlook of the public in this district is distinctly parochial and interest in politics is confined to the City of Ahmedabad and the neighbouring villages, especially to the South of it. Outside this very limited area, one may say that people care for nothing beyond their own concerns and those of the village or town in which they live. A few Home Rulers come occasionally and deliver lectures, make a few vague converts and go away to be speedily forgotten. These country people take very little interest in the war or in Home Rule except in so far as the former affects prices. They steadily set their faces against all forms of recruiting, as they are timid and unenterprising and deeply rooted in their villages. They contribute to the war loan if pressed to do so just as they would contribute to anything under pressure but the subject does not interest them particularly.

“Ahmedabad and its neighbourhood is more alive to what is happening in the outer world and more intelligently awake to new political ideas. As regards the War the population, which is mainly commercial, regards it mainly from a commercial point of view, *i. e.*, how it affects business, prices, wages. As I have already shown, it has raised prices, stimulated business and led to a very considerable rise in wages. Apart from such considerations, the educated classes who read about the War are mainly loyal and fairly confident that victory will eventually crown the Allies. But there have been, not unnaturally, many fits of pessimism and not a few alarmist rumours and when things went badly at the front. I have never come across or heard of any section of the community which could be called disloyal.

“As regards political ideas and ambitions, a few are found in the larger towns who are interested in Home Rule; but as already stated they are mostly to be found in Ahmedabad. Here the active Home Rulers are not very numerous but make a considerable show. The bulk of the population are well disposed towards them but inclined to take things very much as they find them. In fact, the population of the City as of the district is timid, easygoing and inert. The Home Rulers at their meetings adopt a fairly moderate tone. At the same time there is a spirit of unrest and uncertainty about the future which manifests itself in many different ways now by insistence on cash payments or discounting of Government notes, now by strikes and undisciplined behaviour amongst employees. I have already mentioned the struggle between Mill owners and Mill hands. I must further mention the strike of Government talatis in July and August last. The strike was general through all districts of Gujarat and seems to have been engineered in Kaira. It was weakly conducted in this district and easily fell through on an assurance that their grievances as regards pay were being considered by



Government. Both these disturbances had some connection with the propagandists of Home Rule.

The local press is moderate in tone and chiefly concerns itself with Municipal matters."

It was about the beginning of July 1917 that the Home Rule organization became definitely established in north Gujarat with its strongest centres at Nadiad and Godhra. The favourite text of the Home Rule preachers is that the average Government official is inert, perverse, tyrannical and indifferent to the welfare of the public. The advent of a bad season towards the end of the rains of 1917 gave the Home Rulers what they thought an admirable opportunity for bringing these truths home to the rustic mind, and a vigorous propaganda was accordingly started throughout the Kaira district to persuade the people that the official measures of relief by suspension of land revenue were totally inadequate and that they harshly and unjustly ignored the true extent of the failure and distress. In fact a no rent campaign was set on foot and the preachers and orators were listened to with much popular interests and approbation. Many of them took the opportunity of publicly vilifying the whole executive staff of the district and even the Division from the Commissioner down to the talati. Revenue collections were made with great difficulty and the struggle lasted for several months during which the passive resistance preachers familiarized the villagers with the ideas of opposition to and contempt of the authority of Government and its officers. There is good reason for believing that the seed so sown was afterwards harvested in the serious outbreak of gang dacoities which soon after the close of the year caused general alarm and consternation in some parts of the Kaira district. There is also good reason for believing that a great many intelligent and thoughtful observers in the Kaira district did in fact realize the causal connection between the political propaganda and the subsequent epidemic of crime.

The no rent campaign came to an end with loud public announcements of a glorious victory. The public at large were not informed that 98 per cent. of the revenue set down for collection was in fact collected, but the Kaira villagers were aware of the true facts and were under no delusions as to the meaning of the so called victory.

Outside the Kaira district however it would be true to say that the political storms blown up in Madras and in the North of India and in Bombay newspaper offices did no more than ruffle the surfaces of urban society and did not disturb the rural depths.

In the Cities, in India as elsewhere, educated people are quite content to save themselves the trouble of thinking by delegating that function to newspapers or orators repeating newspaper catch words.

The Home Rule movement has been very active in preaching the doctrine of passive resistance to requisitions by touring officials for carts and supplies at the rates officially fixed. But they have not succeeded in causing more than a little local inconvenience here and there or in seriously upsetting this old and well established and reasonable custom.

There was of course considerable interest among the educated classes in the Reform Scheme but there was very little serious study or appreciation or discussion of it and the public generally preferred to take their ideas about it from their newspapers.

The local press in the districts of the Northern Division has little weight or importance or circulation and is most keenly interested in local and parochial affairs.

#### Commissioner, Central Division.

Important public matters such as recruitment and the War Loan, directly connected with the war, and still more the Home Rule movement and the Montagu-Chelmsford Reforms exercised the minds of the people during the year. While the first two matters may be confidently said to have received very loyal and willing support from persons with any pretensions to common sense and literacy, the latter two were matters outside the comprehension of the vast majority of the people of this division, the pleader class and their friends making unsuccessful efforts to secure a following. The only towns in which there has been any sustained activity

in political matters are Poona and, to a lesser extent, Násik. But it is worth noting that Poona City contributed a very creditable share to the war loan. The Collector of Poona says:—

“Apart from a certain amount of exaggerated language at lectures and addresses public feeling has been singularly calm——if only men who come forward as the popular representatives of the future are men of energy and discernment who can clearly place the issues before the people violent dislocations need not perhaps be seriously feared.”

As has already been separately reported the war loans received all the support that could be reasonably expected from a populace seven-eighths of which is agricultural. However, the Kunbi agriculturist was a more willing contributor than the monied merchant.

Subject to the foregoing remarks public feeling may be said to be fairly loyal and sympathetic towards Government. But the ordinary up-country peasant and shop-keeper cares for little but his own personal concerns and only took a languid interest in the war—or even in the victorious end of it. This is, however, not surprising seeing the surroundings in which he lives and his want of education and enlightenment.

The Collector of Poona says:—

“The recruiting efforts made on an important scale have been accepted by the population without the slightest opposition or adverse comment. In fact popular sympathy has been very effectively on the side of the recruiters.

“The excellent results in the district of the first war loan have already been commented on. The ‘Our Day’ subscriptions exceeded all expectations and were probably the best of any district in the Presidency. The second war loan, in connection with which the agriculturists were not approached at all, has also been a considerable success.

“These factors go to show that there is a large amount of latent goodwill towards Government.”

The Collector of Sátára writes:—

“Though we are getting a fair number of recruits I am compelled to say that the martial spirit seems dead and a good deal of gentle persuasion has to be used to fill the ranks. There have been several instances where force has been used to prevent recruitment and one of these led to a big riot in which people of many villages including Udtara were involved and this necessitated the establishment of additional police in seven villages.”

The Collector of Násik remarks:—

“Public feeling, in my opinion, mainly centres on an abhorrence of the new order of things produced by the war, especially the terribly high prices of grain and cloth, the failure of railway transport, the canvassing for recruits and the importunities for contributions to war loans and the like.”

Commissioner, Southern Division.

Considerable ferment was aroused in the Press by the Reforms which as the situation gradually dawned upon them was followed by meetings of the non-Bráhmín classes to protest against the exclusion to which they considered they would be condemned by the Reforms. In Athni (Belgaum) where a district (Bráhmín) conference of the Congress was held, the backward classes of the place held a counter-conference, condemning the Home Rule movement. In Belgaum a non-Bráhmín paper was started with success, its aim being to present matters, so long presented only from one point of view, from a more rational and broad-minded aspect. The Press showed extremist tendencies and as usual displayed its lack of sense and proportion by howling down any criticism of their methods, and by abusing what did not meet the wishes of extremists, irrespective of whether the fundamental points of the matter at issue were understood or not, and generally they were not understood. As a medium of instruction and education the Press remained useless with a few exceptions. None of the wants of the division appeared to the Editors to be worth considering.

As regards the attitude of the Southern Division towards the war except in Ratnágiri and Kolába where alone the people came of their own accord to the

Recruiting Office without requiring exhortations, inducement and rewards, the manhood of the Southern Division has done little to show it is worthy of an equal place in the Empire with the other dominions and self-governing colonies, while the Bráhmín community has shown it is quite unworthy of any consideration on the score of helping our arms. The Lingáyats have raised a Special Company and at any rate most of the Lingáyat leaders have really done their best to bring forward recruits from a class whose manly and fighting instincts appear to have atrophied throughout the long era of peace.

Apart from active assistance in recruiting the Southern Division has done exceedingly well over the war loan, Rs. 32,94,000 being subscribed with a land revenue of Rs. 98,43,000.

The general feeling towards the war was a firm confidence in the eventual success of the allies, a distinct hatred of the enemy, in itself a useful thing, and a very great and natural desire that it should cease so that prices would fall to a reasonable figure.

Mr. Deshpande, District Deputy Collector, Bijápur, remarks:—

“The masses in general are steeped in ignorance and know but little beyond their own limited circle. Most people know that a war is going on by the fact that almost every necessary thing in life is becoming costlier day by day, but the majority of them hardly know where and for what it is being carried on. All that they are concerned with is rain and favourable wind and the absence of plague, to carry on their agricultural pursuits.”

Mr. Turner remarks:—

“Political activity is mainly confined to certain Pleaders in Dhárwár and Hubli and to a small extent in Gadag and Haveri. The masses neither concern themselves with the Reforms nor with the war, and in spite of a few false rumours concerning the war that occasionally circulate they still maintain their confidence in the power of Government to overcome all difficulties.”

Mr. Lawrence remarks:—

“The people of the sub-division are on the whole very ignorant and take little interest in anything beyond local concerns. But war fund, war loan and recruiting campaigns have helped them to realize that a great war is in progress. The war in its remoter effects has become a factor in the everyday life of the people. But I am afraid that to most the war is not a great reality; it is rather some mysterious bogle which serves as a reason for officials and committees of various kinds troubling them. The rush to withdraw money invested in Cash Certificates was almost as enthusiastic as the rush to purchase them, which was the source of so much gratification last year. At heart the people are sound. Their leaders are loyal and endowed with much good sense. Many of them have given valuable assistance to me and to my subordinates in all manners of war work. Opposition of any kind has been almost non-existent; indifference has been easily overcome.”

Mr. Borkar, District Deputy Collector, Kánara, remarks:—

“The people are sick of the war. The continued strain upon their limited purse in various directions is being borne by them patiently and they have contributed to the war loan and the ‘Our Day’ fund to the best of their ability in spite of the hard times and bad prospects of the crops.”

Mr. Khatib, District Deputy Collector, Kolába, remarks:—

“The majority of the rural population has not even as yet begun to realize the seriousness of the Great World War except dearth. They as a rule still show ignorance and apathy. However, an awakening has been made among the Mahráttas of Mahád and Mángaon since the last two years and they have maintained the reputation of their forefathers as fighting men by freely joining the Mahrátta Regiments.”

#### Extract.

CENTRAL DIVISION.

G. MONTEATH, Esq., I. C. S., Collector, East Khándesh.

The people have shown loyalty in contributing largely to the two war loans, though in this respect it was the Kunbis who have sustained the reputation of the district, rather

than the trading classes as in proportion to their respective means the former contributions were very much the more liberal. Unfortunately a certain number of them have been and are still being exploited by those of the moneyed classes who hung back from investing directly.

*IV.—(3) Special matters connected with the War.*

Commissioner, Northern Division.

*Recruiting.*—In previous years the districts of the Northern Division had looked upon financial assistance as the only possible form of contribution to the universal war effort. They had been invited to contribute and they contributed in many cases liberally and well, in some other cases poorly, grudgingly to war charitable relief funds and to war loans in various forms. In the year now under review a further step was taken and a serious and determined effort was made to obtain contributions of man-power either for combatant work or for labour. These efforts were sustained with great zeal and energy throughout the year. Recruiting Committees were formed in every district and in many talukas. Recruiting funds were raised to establish collecting depôts in which the recruit was kept for a few days and was provided with good food and clothing and comforts before despatch to his unit. Lectures and meetings were organized all over the country for encouraging recruits to come forward to make up the quota prescribed for each district and much loyal assistance was given by non-official gentlemen in work of this kind. But the tangible results were in most cases discouraging and difficulties not easily conceivable by anyone unacquainted with the character of the population of rural Gujarát. Mr. Chatfield, Collector of Ahmedabad, writes :—

“The only fruitful recruiting ground is Ahmedabad itself where there is a large foreign population and the Gujarátis themselves are men who have broken away from the village life which makes them such a homekeeping people. Outside Ahmedabad no impression can be made on the people by any means whatsoever. As a Missionary put it ‘they would prefer to throw themselves into the river than go to the front or on any military duty whatsoever.’ There is nothing to tempt the Gujaráti villager to come forward. The terms offered are not financially attractive, since he can get better often as an unskilled agricultural labourer and can certainly do so if he goes to a mill. He is wedded to his village life. The best field for recruits outside Ahmedabad is Gogho, where the population differs by race. Gogho has supplied 29 recruits.”

Mr. Gordon, speaking of Dhandhuka, with which taluka he has long been intimately acquainted, writes :—

“In Dhandhuka it was found impossible to obtain more than 8 recruits in spite of most strenuous and continuous efforts on the part of myself and the Mámlatdár and also in spite of the boasted Rajput descent of the talukdárs. I regret to say that this class has come very badly out of the test of their manhood and seems to have entirely lost its ancient spirit. Appeals neither to their ancestry nor their pride had any effect at all. As for the labouring population the high scale of wages tells its tale. When a family can earn Rs. 40-50 per month with ease either in field labour or in gins or cotton mills it is useless asking any of its members to go abroad at any wages whatever. Double the wages offered in fact could not have attracted them.”

Writing of the Thána district Mr. MacGregor says :—

“As regards recruiting the district has never approached its quota. It suffers from many disadvantages. Its proximity to Bombay and the demand for labour prevent a military career from offering any pecuniary attractions. The martial spirit has died out among the former Kshatriya castes, the Maráthas and Parbhus, and the Musalmáns. An attempt to stir up enthusiasm among the Kolis has not been successful. The experiment is waiting for further developments in the Jawhár State. If that State takes up recruiting seriously (it has only just made a beginning) it is probable that the Kolis who inhabit the foot-hills of the gháts may join up.”

It was sometimes said that if the people had been approached by men who had won their confidence and sympathy a great stream of recruits would

have begun to flow. This theory was put to the test by the recruiting campaign into which the celebrated Mr. M. K. Gandhi threw himself in the Kaira district assisted by a band of lieutenants of his own choosing. Mr. Gandhi toured all through the district and worked and spoke with extraordinary zeal, enthusiasm and energy, but his results were not more encouraging than those of other workers.

In Ahmedabad 1,078 men were recruited, of whom 604 were combatants. In Kaira only 400 men were enrolled and the Collector notes that "over 300 more were enrolled here but belonged to places outside the district. The classes chiefly recruited are Native Christians, Dheds and Bhangis and almost all for non-combatant service. The Pátidárs and Dharálas supply a very small number of recruits in spite of their large numbers. The general tendency to oppose Government and all its works fostered by the Home Rule League naturally affected recruiting adversely." In the Panch Maháls district Mr. Smart worked indefatigably and was well supported by the District Assistant Recruiting Officer Mr. M. M. Gandhi whose work cannot be sufficiently praised. This small district provided 427 recruits. The Broach district supplied only 223, but this small number was in no way due to lack of zeal and effort.

Mr. Blathwayt, the Collector, writes :—

"The names of the most successful recruiters in the district are (1) Rev. Mr. Stover, (2) Thákor Sáheb of Amod, (3) Thákor Sáheb of Kerwáda and (4) the Mámлатdár of Ankleshwar, in the above order. Mr. Stover has supplied about 50 recruits, the Thákor Sáheb of Amod about 35 and the Thákor Sáheb of Kerwáda about 20 recruits. The success of recruiting work in Ankleshwar is mainly due to the help of Mr. Stover. The total of the year no doubt seems poor, but success in recruiting much depends upon local conditions as well as on the energy and activities of the recruiters. This being a cotton producing district and the labour being scarce the field for recruiting is not promising."

Conditions were more favourable in the Surat district which at an early stage took a leading and honourable place in the man-power campaign.

Mr. Emanuel the Collector writes :—

"The recruiting fund has reached about Rs. 9,000, not as large a sum as it should be, and chiefly made up by the efforts of Mámлатdárs and a few specially generous donors. Rs. 3,400 of the fund were spent on comforts.

"However, the district has distinguished itself by supplying several thousand men for Labour Corps, and as Government lascars and other non-combatants, with a few combatants, chiefly artillery drivers. The lascars came forward well from the beginning but the removal of the fears impeding other recruitment was a more difficult matter. The pioneer work was largely done before November in Mr. Hudson's time, and the credit is also due to the Rev. Mr. Henderson of the Irish Presbyterian Mission, the then Mámлатdárs of Bárdoli (Mr. Labhshankar) and Mándvi (Mr. Maganbhai Mehta) and some others. Messrs. Dosabhai Manekji and Byramji Patel, both made Khán Sáheb, were among the earliest bringers in. A great factor in successful recruiting was the comfortable, convenient and commodious depot at Surat given rent-free by Sardár Mir Muzaffer Husen Khan, one of the representatives of the Nawábs of Surat. Before this gift the recruits had been housed in his own house and an obscure dharamshala and well looked after by Khán Sáheb Dosabhai, who brought in 138 men himself. Mr. Malcolm Kothawala most ably managed the depot and the technicalities of recruiting work.

"The bulk of the recruits are Dublas and other field labourers to secure whom the Mámлатdárs had to meet considerable opposition for some time from their employers, mostly Kunbi or Anavla landowners. One Mámлатdár described to me how he had to make midnight assignations to meet and remove his men. There was actually a case of 'rescue' from a wayside railway station, but the men were afterwards given up and an apology accepted, and now the landowners seem reconciled to a shortage of labour, some of them putting their own families on to the field work.

“ With all the effort that has been devoted to recruiting by officials of all kinds, not excluding some of the Collector's ministerial staff, it must be admitted that this district has had a great advantage in the constant example of successful emigration by the classes above those mostly now recruiting. Basra and France and even Poona, as soon as they know these do not mean slaughter, represent a sort of emancipation to the backwoods Dublas and Chodhra. Some of them have been known to voice the sentiment: ‘ Now we are going to have our Natal ’. This feeling has grown with the inflow of cash from the well-paid Government workers, or to their heirs on decease—a flow which it has been the constant policy to foster.

“ The movement has had vicissitudes, as when mischievous rumours seemed to be growing, when deserters came home in some numbers and spread malignant stories of ill-treatment, when employers in the talukas tightened their hold on their halis; but on the whole the depôt has rapidly filled up as fast as it empties and never so fast as after His Excellency the Governor's visit on July 3. Everything is done to try to discover and reward as soon as may be those who have done the real work in obtaining individual recruits in any number. A feature of the depôt is the payment of the enlistment bonus. Rs. 8,000 have been sent by money order to dependents and Rs. 3,000 handed over to wives or other relatives before the recruits' departure.”

Mr. Malcolm Kothawala, M.B.E., is entitled to a large share of the credit for the results obtained in Surat.

*War Loan.*—In accordance with the policy laid down by Government official effort in connection with the Second War Loan was concentrated on urban areas and on the richer strata of Society with the result that a sum of Rs. 67,61,594 was subscribed in the several districts as under:—

| Name of district. | Amount.<br>Rs. |
|-------------------|----------------|
| Ahmedabad         | 39,25,300      |
| Kaira             | 82,791         |
| Panch Mahals      | 2,95,003       |
| Broach            | 10,00,000      |
| Surat             | 8,00,000       |
| Thána             | 6,58,500       |
| Total             | 67,61,594      |

Out of this sum, Rs. 32,08,000 or nearly half of the total amount was contributed by the Mill Owners' Association, Ahmedabad, alone. Mr. Chatfield, the Collector, writes:—

“ This body whose members own half the wealth of the district had made a very unsatisfactory contribution (Rs. 13,00,000) in the previous year. The new President Mr. Ambalal Sarabhai set a good example and influenced the Association in the right direction, for which he deserves all credit. The total was arrived at without undignified haggling and is a very respectable one, notwithstanding that the mills' extraordinary profits enable them to make a larger one had they been so disposed.”

The passive resistance campaign elsewhere described encouraged the people to turn a deaf ear to appeals for assistance to Government at a time of need.

The Broach district made a very handsome contribution of ten lakhs—three lakhs more than in the first war loan and the credit for this is due almost entirely to the loyal efforts of the rich men of Broach, Ankleshwar and other big towns of the district.

The Surat contribution fell short of what was subscribed to the first war loan and is described by the Collector as disappointing.

*War Charities.*—The Ladies' Branch of the War and Relief Fund continued its merciful activities with unremitting zeal in every local centre. In Broach Mr. Blathwayt pays a well-deserved tribute to his principal workers which I have pleasure in quoting: ‘ The local Branch of the Women's War Relief Fund has been doing good work first under Mrs. Ostrehan and since the beginning of March,

under Mrs. Advani. Both Mr. Advani (the District Judge) and Mrs. Advani have given invaluable assistance in every kind of war work'.

In Surat the Collector writes :—

"Of other War Funds, the Relief Fund (Ladies' Branch) has been kept in a sufficiency of cash throughout the year, and a devoted band of needle-women have met weekly under Mrs. Dow and Mrs. Bose. The Fund sent immediate aid to the distressed heirs of 13 seamen of Bhagwa Dandi who were torpedoed and drowned in the Mediterranean. The Ladies collected Rs. 6,410 in the year, the Relief Fund also obtaining Rs. 2,177 otherwise."

The celebrations of "Our Day" were held in every district with great enthusiasm and the amounts collected were approximately as follows :—

|              |     |     |     | Rs.    |
|--------------|-----|-----|-----|--------|
| Ahmedabad    | ... | ... | ... | 10,436 |
| Kaira        | ... | ... | ... | 6,699  |
| Broach       | ... | ... | ... | 11,973 |
| Panch Maháls | ... | ... | ... | 5,831  |
| Surat        | ... | ... | ... | 23,723 |
| Thána        | ... | ... | ... | 11,881 |

Commissioner, Central Division.

*Recruiting.*—The recruiting campaign was continued with great energy in all districts, and civil officers of all ranks loyally co-operated with the military officers and recruiting parties in achieving the best possible results. The degree of success of these efforts as gauged by numbers alone necessarily varied in different districts with the tendencies of the people and local influences. But I have no hesitation in saying that with very few exceptions every officer did his best. The work was entirely new to our civil officers and had to be done with great tact. It could be no easy matter to rouse the martial spirit which, even among the old fighting races, had all but disappeared; the great bulk of the people, not only in the villages but even in towns of considerable size, knew next to nothing of the great war that was being waged. The best districts were Poona, Sátára and Ahmednagar. Sholápur, owing to Mr. Simcox's vigorous campaign did far better than I ever expected. Little was achieved in districts like Násik and the two Khándeshes owing only to local circumstances, and not from any lack of effort.

The Collector of Ahmednagar remarks :—

"The recruiting campaign was undertaken with great energy. Mamlatdars were placed in direct control of recruiting in their charges. The district was not a military district and at first showed great timidity. The greatest tact was necessary in dealing with the situation. When Mamlatdars were placed in direct control of recruiting in their charges they loyally followed the declared policy of the district, which was absence of force, and by their tact and energy, achieved a splendid result."

The riot at Udtára and the still more serious riot in Akola resulting in the murder of the Mamlatdar and a Havildar were the only unfortunate occurrences that marred the year's recruiting campaign. As special reports on these occurrences have already been submitted, I need not go into details here beyond quoting the Ahmednagar Collector's remarks :—

"The visit of His Excellency the Governor of Bombay shortly after the murder was a great encouragement to all concerned in recruiting. In regard to the opposition to which reference has just been made and which was confined to remote tálukas, I have pleasure in noting that when it showed signs of organization a large body of loyal persons in each táluca expressed themselves as prepared to undertake active steps to defeat it. The Din Mitra newspaper gave material assistance and the movement, if it was one, collapsed in August, many of the obstructionists avowing themselves ready to assist. The political bodies at headquarters which distinguished themselves by criticism did not offer any obstruction. Their criticism was welcomed and I was able to assure them that they had assisted me."

The following figures show the numbers of recruits returned by each district both total and during the year under report :—

| District.     | Number of recruits.  |   |
|---------------|--|---|
|               | From the commencement to the end of the campaign, i. e., 21st November 1918. | During the year under report, viz., July 1917 to July 1918. |
|               | Combatants and Non-Combatants.   | Combatants and Non-Combatants.                              |
| Ahmednagar    | 2,916  | 1,585   |
| East Khândesh | 816  | 449   |
| West Khândesh | 292  | 191   |
| Násik         | 765  | 467   |
| Sholápur      | 2,078  | 1,138   |
| Sátára        | 4,529  | 2,285   |
| Poona         | 2,992  | 1,706   |
| Total         | 14,388   | 7,821   |

At the beginning of the war a month's recruits for the whole division were (in the month of September 1914) 44. There was a steady rise. Thus the number in September 1915 was 86, in September 1916, 97, and in September 1917, 625. Finally we passed the 1,000 recruits for the division in August 1918, when the number was 1,130, and in the next month when it was 1,102.

These results cannot be considered other than satisfactory. There is practically no martial spirit in the Deccan. For years hardly any recruits have come in except from Poona and Sátára, and a very few from Ahmednagar. The country side is much more prosperous than it was. At the same time there has been throughout almost complete ignorance about the war and indifference to it. After all it was not an Indian war, and it was very far off; war is not the business of peoples but of armies in the conservative opinion of this country; the idea that people like Banias, or indeed any ordinary folk, should take an active interest in warfare seems subversive of the whole order of things; and lastly there was an under-current of disloyal opposition. Moreover, there is no need to deny that peculiar recruiting methods were common enough. They are common enough in all places and at all times, and they were not lacking in India. And when they occurred they did not fail to produce a crop of absurd rumours. In these circumstances there was a great volume of steady opposition to all our recruiting work; and the fact that so much was done in spite of this opposition is not merely remarkable—it is very creditable indeed to those who organized and carried out our operations.

*War Loan.*—The Second War Loan produced the following results by districts :—

|               | Rs.       |
|---------------|-----------|
| Ahmednagar    | 1,45,167  |
| East Khândesh | 11,86,354 |
| West Khândesh | 3,90,729  |
| Násik         | 1,70,623  |
| Poona         | 20,27,202 |
| Sátára        | 1,15,105  |
| Sholápur      | 8,14,769  |

Though this second loan was not officially pressed on the agricultural population yet the Kunbis and other agriculturists willingly gave their quota. Mr. Braham's remarks as Assistant Collector of Sholápur on the subject of the post office certificate system are interesting :—

“In my last report I noted that the bulk of the money subscribed came from the agriculturist portion of the population and that the favourite form of investment was the post office cash certificate. At the same time, I expressed my apprehension that a considerable portion of these investments would be withdrawn before they had had time to gather interest. Unfortunately my fears have been only too completely justified,



and I imagine that by now the number of certificates which have not been cashed is purely negligible. Thus the only immediate result of all the time and trouble which were expended (almost entirely by the Revenue Department) in collecting these subscriptions was that Government had the enjoyment of the money for a few months without interest. Further, I am afraid that the secondary object of the introduction of these certificates which was to habituate the agriculturist to invest his savings instead of hoarding them has also been rendered nugatory by the inconvenience which the ordinary villager experienced in cashing his certificates. Repeated journeys between the village and the post office of issue, often many miles apart, frequent delays at the latter, and the necessity for filling up application forms and getting thumb impressions made and attested, all of which ordinarily cost money, to say nothing of other more irregular items of expenditure, were hardly calculated to encourage people to repeat such investments in future. Again, many certificates were issued in the names of minors without the addition of the names of their guardians while in other cases the holder died before the certificates were taken to the post office for encashment, and the minors and their heirs of the deceased holders were unable to obtain their money without elaborate and expensive formalities utterly unsuitable for the small and ignorant investor. In short, if this form of investment is to be made really profitable to Government and at the same time popular with the investor, it will, I think, be necessary to make the certificates cashable only after the full period of five years and to simplify the entire procedure of investment and encashment."

The above remarks are true to a certain extent, but it cannot be denied that the system must have had a certain amount of educative effect. Therefore even though a large amount of the money invested in post office certificates has been withdrawn, and the procedure for withdrawal, no doubt, requires simplification, yet I would not go to the extent of saying that the only return of the great amount of trouble taken by Revenue officers was the use of the money by Government for a little while without interest.

*Other War Funds.*—Apart from the above money contributions made by the different districts substantial sums were subscribed for various other objects connected with the war, *viz.*, the Imperial War Fund, Women's Branch, Our Day Fund, Queen Mary's Technical School for Disabled Indian Soldiers, and local recruiting funds. No less than Rs. 2,08,255 were subscribed in December 1917 for the Our Day Fund, and of this Rs. 1,56,281 came from the district and City of Poona. Poona is not a rich place, nor has it any trade or manufactures worth mentioning.

Commissioner, Southern Division.

*Recruiting.*—Since the introduction of the territorial system which placed responsibility for recruiting upon the civil officers (Government Order No. 11094 of 14th September 1917) the organization was set on a satisfactory basis and by the appointment of a civil officer (Lieut.-Colonel Campbell) as Divisional Recruiting Officer, a link was formed between the civil and military authorities. Taluka recruiting committees were established everywhere and district committees exist in all districts except Dhárwár and Kánára. In order to maintain clearing depôts as well as to increase the number of recruits by offering a bonus to recruits and to bringers-in recruiting funds were collected to the following extent:—

|           |     |     |     |     | 1917-18. |
|-----------|-----|-----|-----|-----|----------|
|           |     |     |     |     | Rs.      |
| Belgaum   | ... | ... | ... | ... | 62,637   |
| Bijápur   | ... | ... | ... | ... | 83,540   |
| Dhárwár   | ... | ... | ... | ... | 1,50,000 |
| Kánara    | ... | ... | ... | ... | 7,406    |
| Kolába    | ... | ... | ... | ... | 5,584    |
| Ratnágiri | ... | ... | ... | ... | 4,045*   |
| Total     |     |     |     |     | 3,13,212 |

\* Since the close of the year.

Clearing Depôts were established at all head-quarter towns and have been or will shortly be opened at the following places:—

Bágalkot (Bijápur district),  
Hubli (Dhárwár district),  
Málvan and Chiplun (Ratnágiri district),  
Nágothna, Dásgaon and Karjat (Kolába district).

Special associations to deal with Lingáyat and Mahomedan recruiting have been working during the year. Honorary recruiters number about 400. Thirty-four paid recruiter peons have been entertained in Ratnágiri, Kánara and Bijápur. In order to afford relief to the Mamlatdars and to enable them to pay more attention to recruiting and other important war work, four extra Head Karkuns have been employed in Bijápur and 12 have been asked for: 4 for Belgaum, 3 for Dhárwár, 2 for Kánara and 3 for Kolába. The following returns show the results that have followed the civil organization of recruiting:—

|            | No. of recruits enrolled. |          |
|------------|---------------------------|----------|
|            | 1916-17.                  | 1917-18. |
| Belgaum    | 160                       | 665      |
| Bijápur    | 154                       | 902      |
| Dhárwár    | 216                       | 1,068    |
| Kánara     | 97                        | 430      |
| Kolába     | 1,157                     | 1,798    |
| Ratnágiri  | 3,305                     | 3,675    |
| Sávantvádi | 421                       | 903      |
| Total      | 5,510                     | 9,441    |

The communities which did best are the Mahrattas and Mahars of the Konkan districts. The Karnátic districts, in spite of lack of military traditions, have shown good progress. Through the courtesy of Major Reynolds, the Officer Commanding, arrangements have been made for visits to the 105th Depôt at Belgaum by honorary recruiters and patels, in order that all may understand the conditions of a soldier's life. These visits have proved most instructive and fruitful of results. In Belgaum Inamdars and large landholders who co-operated late in the day have at last produced a large number of recruits. All villages with more than 500 inhabitants were asked to produce at least one recruit for every 500 inhabitants or to pay Rs. 50 in aid of the Táluka Recruiting Fund. In Bijápur most of the recruits were brought in by disproportionately large rewards from the Recruiting Funds and the number of outsiders was large. The objectionable practice which provides no source from which to increase our supply of recruits has been stopped and in order to stimulate local recruiting civil agents have been appointed in each táluka on fixed salaries. The system is working well and local recruits have increased. In Dhárwár efforts made to secure local men have not met with much success: the majority of the recruits were obtained from the trading centres of Hubli, Gadag and Dhárwár. I have asked the Collector to try the Bijápur system of paid recruiters. In Kánara recruiting has been stopped in Yellápur and Haliyál tálukas and Mundgod and Supa pethas on account of the great demand for forest labour for war contracts. The district has done well in its restricted area chiefly due to the efforts of local officers. In Kolába recruiting had been mainly confined to Mahrattas and Mahars in the three southern tálukas of Mahád, Mángaon and Roha which had military traditions but an effort was made by Captain Clabby to tap the northern tálukas with success. Katkaris (a jungle tribe) have begun to come in and about 200 of these have joined the Labour Corps. For a satisfactory working of these areas (especially Karjat, Pen and Panvel) I have proposed the appointment of an additional District Assistant Recruiting Officer. In Ratnágiri the majority of civil recruiters showed signs of fatigue after their strenuous efforts of four years. The district has now been given a staff of 22 recruiter peons who promise to do well.

Although relations usually do their best to dissuade recruits, it should be noted that a mother refused to take her deserting son back into the house in the Sampgaon táluka (Belgaum).

No assistance was rendered by the Brahmin non-officials in recruiting except by Ráo Bahádur R. G. Naik, M.B.E., whose unfailing assistance has been most valuable. This failure to rise to the occasion as the professed leaders of the people is one of the significant features of the times and illustrates either their uselessness in time of danger, or what is more likely, their lack of influence among the people.

As a mark of appreciation of the number of recruits supplied remission of land revenue was granted in 16 villages in Kolába to the extent of Rs. 4,021-13-0 and in one village in Belgaum to the extent of Rs. 92-8-9. Twenty-nine men were presented with the Commander-in-Chief's sanad and 24 with the Commissioner's sanad. Rewards in the shape of pagris, rings, etc., were given to village officers from the Commissioner's grant.

Two cases of obstruction to recruiting occurred in Kánara and were dealt with under rule 23 of the Defence of India (Consolidation) Rules. In one case which was decided on 1st July 1918 the accused was convicted and fined Rs. 51. In the other case the accused absconded.

*Special Companies—Mahars.*—The first Battalion sanctioned in July 1917 is now filled and numbers over 1,800 and I have asked for sanction for a second Battalion. I visited the Regiment with the Honourable Mr. Cadell in June and the numbers which had seriously declined have now improved—

|           |     |     |     |     |
|-----------|-----|-----|-----|-----|
| July      | ... | ... | ... | 136 |
| August    | ... | ... | ... | 205 |
| September | ... | ... | ... | 156 |

In Havildar Gondnak Rámnak of the 111th whom I obtained for recruiting work after my visit, we have a useful Bombay agent: he secured 214 recruits from 14th July 1918 to 22nd October 1918. Mr. Ganpat Govind who did good work in connection with Mahar recruiting in the past has ceased to work.

*Lingáyats.*—The strength of the Special Company on 31st July 1918 was 225. Lingáyat Associations established in Belgaum, Bijápur and Dhárwár have offered additional bonuses and rewards to assist Lingáyat recruiting which has shown steady improvement (monthly figures are from 30 to 40). The Special Company was removed to Kamptee which checked recruiting. They were brought back, but it took all our efforts to counteract the ill-effects of this set-back. They have now been joined with the Berad Company in the 2nd 103rd, an innovation which will not assist us in recruiting this class. Nothing was reported to me on this, although I initiated the raising of this company.

*Berads.*—The strength of the Special Company on 31st July 1918 was 167. Berad recruiting does not show satisfactory progress (the monthly figures are from 7 to 13) and this is probably why it has been necessary to combine these two companies. I have asked the Collectors to endeavour to find influential men to lecture and appeal for Berad recruits. Efforts to obtain large numbers through the Raja of Shorapur have effected nothing.

*Bhandaris.*—The special company is filled (its strength on 31st July, 272). This is all due to the efforts of Mr. S. G. Naik. I do not consider a second company is possible: 400 are required before a second company can be thought of, and recruits come in very slowly. Mr. Rajaram Tukaram of Bombay has at my suggestion offered an extra reward of Rs. 5 to recruiters for each Bhandari recruit and Mr. Pawaskar, Sub-Inspector of Police, has been placed on special duty to secure Bhandari recruits. In spite of these measures Bhandari recruiting shows no signs of improvement (the monthly figures average from 12 to 17).

Special measures have been taken to improve recruiting of Deccani Mahomedans. Quotas estimated on population have been proposed in Belgaum, Bijápur and Dhárwár. In Bijápur (the centre of Mahomedans) a Mahomedan Association has been formed and another at Belgaum is in course of formation. At my request Meherbán Sardár Nawabzada Mir Ahmadalikhan of Poona came down to Bijápur in September last and addressed a meeting of Mahomedans. Forty Mahomedans were enlisted in Bijápur in September.

Recruiting meetings have been held everywhere by the entire revenue staff from the Collectors to the Mamlatdars. I have held Recruiting Darbars at Belgaum, Dhárwár, Gadag, Bágalkot, Bijápur and Kárwár and have visited the Clearing Depôts. His Excellency the Governor was pleased to visit Belgaum and

Dhárwár on 16th and 17th July and to hold a Recruiting Darbar at each place which encouraged and inspired the workers, the district staff and the village officers.

In order to bring the war more prominently home to the people I have addressed the Collectors on the outlines of the Publicity Committee's scheme and have asked them to form Publicity Committees of leading men in each táluka to lecture in small towns and large villages. In Belgaum, Bijápur and Dhárwár where the magic lantern of the Sanitary Association is available, I have asked the Collectors to arrange with the Association for demonstrations in suitable places. Harikirtans appeal to the people as much as dramatic play and magic lantern show. One Head Karkun in Bijápur held as many as 23 Harikirtans in several places and attracted a large audience.

Subscriptions to the War Relief Fund:

|           |     |     |     |     | 1917-18. |
|-----------|-----|-----|-----|-----|----------|
|           |     |     |     |     | Rs.      |
| Belgaum   | ... | ... | ... | ... | 31,081   |
| Bijápur   | ... | ... | ... | ... | 1,977    |
| Dhárwár   | ... | ... | ... | ... | 26,236   |
| Kánara    | ... | ... | ... | ... | 509      |
| Kolába    | ... | ... | ... | ... | 271      |
| Ratnágiri | ... | ... | ... | ... | 6,104    |
| Total ... |     |     |     |     | 66,178   |

Collections have decreased owing to competition with the War Loan, Our Day Fund and Recruiting Funds. A fête was organised by Mrs. Clements in Dhárwár to help the War Relief Fund; and the Collector of Dhárwár organised a Fancy Fair for Our Day Fund which brought in Rs. 35,340.

The following amounts were remitted for the "Our Day" Fund:—

|            |     |     |     |     | Rs.      |
|------------|-----|-----|-----|-----|----------|
| Belgaum    | ... | ... | ... | ... | 23,881   |
| Bijápur    | ... | ... | ... | ... | 8,300    |
| Dhárwár    | ... | ... | ... | ... | 75,000   |
| Kánara     | ... | ... | ... | ... | 17,349   |
| Kolába     | ... | ... | ... | ... | 8,586    |
| Ratnágiri  | ... | ... | ... | ... | 17,450   |
| Sávantvádi | ... | ... | ... | ... | 6,741    |
| Jath       | ... | ... | ... | ... | 1,200    |
| Sávnur     | ... | ... | ... | ... | 450      |
| Janjira    | ... | ... | ... | ... | 500      |
| Total ...  |     |     |     |     | 1,59,457 |

A fancy fête was held in Belgaum in October 1917 which brought over Rs. 14,000, of which Rs. 2,689 were allotted to the Bombay Women's Branch of the Imperial War Relief Fund and a major portion of the balance was paid to the Fund raised for a Soldiers' Club in Belgaum.

In February last Mr. A. H. A. Peerbhoy offered furnished buildings at Mátherán for wounded and convalescent soldiers, but the offer could not be accepted owing to the temporary nature of the accommodation and the staff that would be required. He has since at my suggestion made a generous gift of a motor ambulance for war work for which the appreciation of Government has been conveyed to him.

I discussed recruiting with the S. M. C. Chiefs in August 1917. All the States have offered inducements to encourage recruiting.

*Collection and sowing of tarwad.*—Regular consignments of bark were sent to the Controller of Hides, Bombay, from Bijápur where the shrub is very well grown. I noticed especially large bushes on the S. M. Railway embankments when travelling from Bijápur to Gadag. The Controller pronounced this the very best he had seen in Bombay. I brought to his notice good bark on the railway

between Miraj and Belgaum and he has arranged for its collection. The shrub does not grow in the coast districts and is not found in sufficient quantity in Dhárwár. New cultivation was undertaken. The area sown was—

170 acres in Belgaum  
690 „ in Bijápur and  
23 „ in Dhárwár.

Deficient rainfall reduced the sowings.

*War Loan.*—The 1st war loan continued until 27th October 1917 and reached a total of Rs. 80,24,631.

| District.<br>(1) | Total.<br>(2) | Assessment.<br>(3) |
|------------------|---------------|--------------------|
|                  | Rs.           | Rs.                |
| Belgaum ... ..   | 18,61,365     | 18,95,671          |
| Bijápur ... ..   | 15,21,104     | 16,67,173          |
| Dhárwár ... ..   | 24,00,067     | 29,58,708          |
| Kánara ... ..    | 9,24,572      | 10,15,098          |
| Kolába ... ..    | 6,04,781      | 13,90,492          |
| Ratnágiri ... .. | 7,12,742      | 9,15,844           |
| Total ... ..     | 80,24,631     | 98,42,986          |

In the 2nd war loan as desired by Government we approached only the large merchants and wealthy landholders. Influential committees were appointed in all Táluka and Mahál Stations and important villages. The Committees did good work, but the actual collection work fell almost entirely on Government officers whose unremitting efforts deserve highest praise. The amount invested up to end of July 1918 was Rs. 7,81,500. But the total investments upto 19th October 1918 were Rs. 46,81,708 as detailed below:—

| District.        | War Bonds. | P. C. C. | Total.    |
|------------------|------------|----------|-----------|
|                  | Rs.        | Rs.      | Rs.       |
| Belgaum ... ..   | 3,62,575   | 37,555   | 4,00,130  |
| Bijápur ... ..   | 14,94,575  | 19,445   | 15,14,020 |
| Dhárwár ... ..   | 11,60,675  | 45,337   | 12,06,012 |
| Kánara ... ..    | 6,17,525   | 75,864   | 6,93,389  |
| Kolába ... ..    | 6,88,800   | 27,911   | 7,16,711  |
| Ratnágiri ... .. | 54,500     | 96,946   | 1,51,446  |
| Total ... ..     | 43,78,650  | 3,03,058 | 46,81,708 |

In Belgaum and Ratnágiri the response was exceedingly poor. Dhárwár, the only district in the division with large industrial towns, has not come up to expectations. Bijápur, Kolába and Kánara have done best, the latter has done exceedingly well and the rate of subscriptions was Rs. 1-8-1 per head. Bijápur heads the list for the division and the results are very creditable to Mr. Kabraji's organization.

It will be noted that while in the 1st loan we approached the small property-holder and obtained 66 per cent. of the total in cash certificates, in the 2nd loan we only approached large merchants and wealthy landholders; the cash certificates bear a proportion of 6'4 per cent. to the loan.

Thirteen Imperial Certificates and twenty letters of thanks were granted to non-official gentlemen who rendered important services in connection with the 1st war loan. In addition 26 certificates were granted by me on the recommendation of Collectors.

#### Extracts.

##### CENTRAL DIVISION.

G. MONTEATH, Esq., I. C. S., Collector, East Khándesh.

*Recruiting.*—Considering the circumstances of the district the results in respect of recruiting are not unsatisfactory and territorial recruitment shows steady and continuous improvement. Of a total of 1,121 recruits obtained up to the first fortnight of August, 448 were

territorials. The Mahomedans head the list (246) and Maráthas come next (239)—Bhils third with 98. The Mahomedan figure should be noted in view of the Government order in which this community was rather severely criticised. In this district they were rather slow at beginning, but have steadily improved.

*War Loan.*—The contribution to the first war loan was Rs. 18,11,619-8-0 for this district, and that to the second which has just closed Rs. 11,86,354-4-0. In respect of the first it was mainly the cultivating population which sustained the reputation of East Khándesh and consequently this class was not pressed to contribute to the second loan. The sub-divisional officers and Mámlatdárs did a great deal to stimulate investment in these loans. I would especially mention Mr. G. B. Narlikar in connection with the second loan.

*Postal Cash Certificates.*—The total amount purchased was Rs. 9,08,584, but unfortunately more than half of this amount has been withdrawn from the post offices. Various circumstances—including the ignorance of a large proportion of the investors—combined to bring about this result.

The amounts collected during the year of report for various funds are as follows :—

|  | Rs. |     |        |
|--|-----|-----|--------|
| Imperial War Relief Fund                                   | ... | ... | 43,240 |
| Women's Branch   | ... | ... | 4,544  |
| 'Our Day' Fund   | ... | ... | 24,156 |
| Queen Mary's Technical School for disabled Indian soldiers | ... | ... | 2,522  |

A. S. A. WESTROPP, Esq., I. C. S., Collector, Poona.

*Recruiting.*—The year has been a busy year.

Our recruiting efforts have been of a very intense order and have borne on the whole satisfactory fruit. Each taluka has its recruiting associations, while various military parties are continually employed under an Assistant Recruiting Officer and a District Assistant Recruiting Officer. Our numbers have on one or two occasions reached and exceeded our quota. There has been no serious trouble of any kind, thanks to the vigilance exercised by all controlling authorities.

The remission of land revenue for the families of recruits has had an excellent effect.

J. GHOSAL, Esq., C.I.E., I. C. S., Collector, Sátára.

*Recruiting.*—Owing to its tradition as the stronghold of the Mahráttas, Sátára has always been expected to supply a large number of recruits and to-day its assigned quota is the third highest in the Presidency. Unfortunately the martial spirit is no longer there and the securing of recruits has been very uphill work. The recruiting campaign has been more or less in an experimental stage throughout the year, and even now it can hardly be said to have completely passed that stage and been fully organized. The following figures show the number recruited during the last 12 months :—

| Month.    | According to place of origin. | According to place of recruitment. | Month.   | According to place of origin. | According to place of recruitment. |
|-----------|-------------------------------|------------------------------------|----------|-------------------------------|------------------------------------|
| 1917.     |                               |                                    | 1918.    |                               |                                    |
| August    | 119                           | 98                                 | February | 273                           | 208                                |
| September | 125                           | 84                                 | March    | 188                           | 136                                |
| October   | 137                           | 62                                 | April    | 222                           | 158                                |
| November  | 148                           | 76                                 | May      | 205                           | 141                                |
| December  | 178                           | 112                                | June     | 233                           | 151                                |
| 1918.     |                               |                                    | July     | 250                           | 128                                |
| January   | 207                           | 101                                |          |                               |                                    |

The figures in columns 2 and 5 (place of origin) represent more correctly the real situation, for after we have prepared the ground and persuaded a man to join, he occasionally goes over to neighbouring Native States and gets nominally recruited there to secure the extra bonus offered by their Chiefs. Several States have agents here for this purpose. Again, many recruits almost persuaded to join here decide first on going to Bombay to see if without joining the Army they cannot get almost as good wages and are eventually recruited there.

In the beginning of the year the quota for this district was 350. In March it was reduced to 250 and in July raised again to 300. Considering the quota, I am afraid the return in the earlier months was not very satisfactory. Much reliance was then placed on civil recruiters, who however failed signally. The number of military parties was also small. Thus between August 1917 and April 29th the number of parties varied from 15 to 27 and each party consisted of some 3 to 4 recruiters. In November a local depot was started and that was one of the first real steps towards success. Then it was in February that the help of Revenue Department was called in. Unfortunately some revenue officers would not help and some did not know how to. A few in their zeal worked as active recruiters in the

villages visited and with the help of their peons succeeded temporarily in raising the figures. But this was followed by a reaction. The arrival of Government officers was a signal for all able bodied villagers to absent themselves. The Revenue officers were thus deprived even of the opportunity of talking to possible recruits. Eventually this led to a series of petty riots and one big riot at Udtara.

It was after this that the whole campaign was reorganized and all Revenue officers given full instructions as to their duties at a conference held by me and attended by Colonel Campbell. Every *táluka* has been divided into circles and circle recruiting committees formed under the leadership of Circle Inspectors. From the Circle Inspector to the Collector all encourage recruiting, but no actual recruiting is done by them. This is left to the military parties. The military parties have also been increased in number and now number nearly 54 with about 7 recruiters in each party. Even then we found that often these military parties if left alone did no work. So we appointed pensioned military officers as Liaison officers between *Mámlatdárs* and the military parties. These changes coupled with the appointment of one extra District Assistant Recruiting Officer and the fixing of *Sátára* as the head-quarters of the Assistant Recruiting Officer appear to have had some effect. In July we actually recruited 317 men, more than our quota. Unfortunately many were declared unfit as combatants. In spite of the rejections, however, the net balance still formed a record. The figures of this month also promise to be as good if not better. The only drawback is the great strain this involves on the subordinate revenue officers. If this work is to be carried on for long at its present tension, these revenue subordinates must all get some relief. Captain Orr has been doing excellent work and it is a pity that so often other charges are added to his own, for that seriously hampers the local recruiting.

The total number recruited between August 1917 to July 1918 was 2,285. Of these 59 per cent. were Maráthas, 5 per cent. Mahomedans and 36 per cent. of other castes. It is a pity that the percentage of Maráthas and Mahomedans is so poor. I tried to enlist the co-operation of local Mahomedans but without much success.

Lastly, 3 Honorary Commissions have been given for recruiting work. Of these Sardár Patankar has done good work. He has established a sub-depot at *Pátan* at his own expense and this might result in better recruitment for that *táluka*. The Chief of *Phaltan* has also given us many recruits.

#### SOUTHERN DIVISION.

E. G. TURNER, Esq., I. C. S., Collector, Dhárwár.

*Recruiting Fund.*—To avoid constant calls for the several funds a consolidated fund for recruiting and war relief purposes was started during the year and about 1½ lákhs was subscribed. The fund is administered by a District Committee including representatives from each *táluka*. Rs. 30,000 were allotted by the Committee for War Relief Funds, and the remainder is kept for recruiting purposes and for giving relief in special cases to dependants of those who enlist. On 31st July there was a balance of Rs. 1,02,095-11-4 in the fund.

J. T. LAWRENCE, Esq., I. C. S., Assistant Collector, Kánara.

*Recruiting.*—The most important duty which has fallen upon all officers and public spirited gentlemen in the sub-division during the year under report is that of securing recruits to the Indian Army. This was no easy task as recruiting has never been done in the sub-division before, the people are ignorant and lacking in martial spirit, the enervating climate kills all spirit of enterprise, and emigration to places outside the district is almost unknown. As the recruiting campaign went on another great difficulty was met with which not merely militated against a good record but proved very discouraging to all concerned in recruiting work. It was found that a large percentage of recruits secured were declared medically unfit.

## B.—SIND.

The Honourable Mr. H. S. LAWRENCE, C.S.I., I.C.S.; Commissioner in Sind.

## I.—Economic Condition and Prospects.

## 3.—Land Revenue (Recoveries, Contumacy, etc.).

The following table shows the figures of land revenue demand, recovery and outstanding balance in the province:—

|                       |     |     |     | Rs.          |
|-----------------------|-----|-----|-----|--------------|
| Current year's demand | ... | ... | ... | 120·4 lákhs. |
| Outstandings          | ... | ... | ... | 2·4 "        |
| Total demands         | ... | ... | ... | 122·8 "      |
| Amount remitted       | ... | ... | ... | 11·2 "       |
| Amount suspended      | ... | ... | ... | 1·4 "        |
| Actual recovery       | ... | ... | ... | 108·7 "      |
| Unauthorized arrears  | ... | ... | ... | 1·5 "        |

The land revenue demand decreased by 5·5 per cent. from Rs. 127·4 lákhs to Rs. 120·4 lákhs. Including the outstanding balance of Rs. 2·4 lákhs at the beginning of the year, the total demand for recovery was Rs. 122·8 lákhs against Rs. 130 lákhs in the previous year. Of this Rs. 1·4 lákhs were suspended and Rs. 11·2 remitted, leaving a net balance of Rs. 110·2 lákhs for collection. The actual collections amounted to Rs. 108·7 lákhs or 98 per cent., leaving unauthorized arrears of Rs. 1·55 lákhs—the same as last year.

The decrease of Rs. 7 lákhs in the land revenue demand is shared by all districts, the chief decreases occurring in Hyderabad (Rs. 2·18 lákhs), Lárkána (Rs. 1·63 lákhs), Nawábshah (Rs. 99,000) and Sukkur (Rs. 98,000). Nawábshah and Karáchi districts showed an increase of Rs. 25,000 and 22,000 under the head of suspensions. Of the Rs. 44,734 suspended in the former district, Rs. 15,648 are due from an unworkable incumbered estate released from the protection of the Manager at the close of the revenue year. Out of Rs. 2,668 suspended in the Sukkur district, Rs. 2,378 are on account of future instalments due from a fuel contractor, the whole amount of the contract money having been brought into account in Jamábandi.

The increase of Rs. 4·31 lákhs in the amount remitted, occurred in all the districts except Thar Párkar district, where there was a small decrease of Rs. 1,000 only. It was due to heavy rains and floods. The increase is most marked in the Lárkána district (Rs. 2·72 lakhs).

The collections represent 98·6 per cent. of the total net demand compared with 98·7 per cent. in the preceding year, a satisfactory result.

Of Rs. 1·55 lákhs representing unauthorized arrears outstanding at the close of the year, Rs. 1·13 lákhs were due from the Manager, Incumbered Estates, and the Court of Wards in Sind, Rs. 6,600 were recovered and Rs. 2,200 were remitted and written off since the close of the year, Rs. 200 were under correspondence for remission and Rs. 3,200 were reported to be irrecoverable. The unauthorized arrears for the recovery of which the Revenue officers are now responsible are thus reduced to Rs. 30,000 as under:—

|             |     |     |     |     | Rs.   |
|-------------|-----|-----|-----|-----|-------|
| Karáchi     | ... | ... | ... | ... | 3,900 |
| Hyderabad   | ... | ... | ... | ... | 7,500 |
| Sukkur      | ... | ... | ... | ... | 900   |
| Lárkána     | ... | ... | ... | ... | 9,700 |
| Thar Párkar | ... | ... | ... | ... | 600   |
| Nawábshah   | ... | ... | ... | ... | 7,400 |

It is satisfactory to note that the Upper Sind Frontier district has again shown a clean sheet for the third year in succession and that the arrears in the Sukkur district Thar and Párkar district are only nominal. Steps are in progress for the recovery of the arrears except for a sum of Rs. 1,600 outstanding in the Band Virah (barani) tract of the Karáchi district where the absence of rain makes special leniency desirable.

The aggregate outstandings against the Manager and the Court of Wards increased during the year by Rs. 5,000 only. The question of the large amount of unauthorized arrears due from the Manager will be dealt with in the review of his report.



The land revenue was collected without any difficulty, and it was found unnecessary to apply the provisions of section 148, Land Revenue Code, on any considerable scale. The number of persons dealt with and the amount of fines recovered were as follows in the Nawábshah and Thar Párkar districts:—

| District.               | Number of persons dealt with. | Amount of fines. |
|-------------------------|-------------------------------|------------------|
| <i>Nawábshah.</i>       |                               | Rs.              |
| 1916-17 ... ..          | 2,451                         | 9,150            |
| 1917-18 ... ..          | 1,087                         | 1,693            |
| <i>Thar and Párkar.</i> |                               |                  |
| 1916-17 ... ..          | 1,360                         | 5,494            |
| 1917-18 ... ..          | 406                           | 763              |

Both districts show a very considerable decrease.

The number of forfeitures under section 153, Land Revenue Code, reported from the Nawábshah district increased to 1,631 from 1,610. Of this, 1,601 forfeitures occurred under the fallow rules and the rest were due to the breach of conditions of Act III of 1899 and arrears of land revenue.

The system of remittance of land revenue by postal money orders sanctioned in Government Resolution No. 582, dated the 18th January 1915, is reported to have gained popularity in the Lárkána and Nawábshah districts. In the latter the sums so remitted rose from Rs. 85,576 to Rs. 1,11,792 during the year under report.

#### Extracts.

C. M. BAKER, Esq., I. C. S., Collector, Nawábshah.

The amount of land revenue received by postal money order rose from Rs. 85,576 to Rs. 1,11,792. This amounts to 7·53 per cent of the total collections and the percentage is a growing one.

O. ROTHFELD, Esq., I. C. S., Collector, Sukkur.

Karbi and Bhoosa are the perquisite of the cultivator, for the cattle belong to him. The zamindár therefore does not feel interested in growing fodder crops in preference to cereals. But with the extraordinary rise in the prices he may be induced to resort to its cultivation hereafter.

In order to stimulate the more scientific and intensive raising of fodder crops, I have this year sanctioned a special conditional grant of certain lands at Shikárpur to the Hindu Pancháyat and Goushála for the growth of such crops according to a programme fixed in consultation with the Agricultural Department. It remains to be seen whether real advantage is taken of this concession or whether it will have to be cancelled for non-fulfilment of conditions.

#### 4.—*Takávi.*

The total amount advanced to cultivators during the year was Rs. 8·79 lákhs (Rs. 2·64 lákhs under the Land Improvement Loans Act and Rs. 6·15 lákhs under the Agriculturists' Loans Act) as against Rs. 6·64 in the preceding year. There is a noticeable increase in the amount of advances under the Agriculturists' Loans Act in all the districts. The rise in the price of all kinds of seeds and the failure of crops necessitated the grant of takávi on a more liberal scale than before. The total demand put down for collection during the year including last year's balances amounted to Rs. 9·62 lákhs, out of which Rs. 7·57 lákhs were collected, Rs. 1·10 lákhs suspended, and Rs. 0·01 lákhs written off, leaving an uncollected balance of Rs. 0·94 lákhs at the end of the year.

Of the outstanding balance Rs. 0·42 lákhs (as against Rs. 0·60 lákhs) are due from the Manager, Incumbered Estates, and the Court of Wards in Sind. Rs. 0·01 lákhs have since been recovered and Rs. 0·18 lákhs are under correspondence for postponement. The net balance of unauthorized arrears at the time the district reports were prepared was thus Rs. 0·26 lákhs as compared with Rs. 0·14

lákhs, in the previous year. The increase in the arrears, which are shewn in detail below, was mainly in the Sukkur, Lárkána and Nawábshah districts.

| District.   |     |     |     | Unauthorized arrears. |                 |
|-------------|-----|-----|-----|-----------------------|-----------------|
|             |     |     |     | 1916-17.<br>Rs.       | 1917-18.<br>Rs. |
| Thar Párkar | ... | ... | ... | .....                 | 105             |
| Sukkur      | ... | ... | ... | 261                   | 1,208           |
| Nawábshah   | ... | ... | ... | 1,725                 | 8,116           |
| Hyderabad   | ... | ... | ... | 3,820                 | 3,373           |
| Lárkána     | ... | ... | ... | 4,744                 | 11,014          |
| Karáchi     | ... | ... | ... | 3,481                 | 2,523           |

It is satisfactory to note that the Upper Sind Frontier district for the third year in succession has shown a clean sheet. The increase of arrears in the Sukkur, Nawábshah and Lárkána districts is due to the borrowers' straitened circumstances created by the failure of crops and general dearth. A further sum of Rs. 1,250 was collected during the year on account of instalments not yet due. The total outstanding debt (principal) amounts to Rs. 14.96 lákhs as against Rs. 13.76 in the previous year. The collections bear a percentage of 78.7 to the demand as compared with 85.7 in the previous year. Considering the unfavourable nature of the season, the percentage may be regarded as satisfactory.

The inspection of takavi works was satisfactory except by the following officers:—

*Lárkána district.*—The Sub-divisional Officer of Sehwan did not inspect a single work out of 16.

*Nawábshah district.*—The Sub-divisional Officer of Nawábshah division and the Mukhtiarkars of Nawábshah and Sinjhora inspected 5, 33 and 3 works out of 118, 77 and 19 respectively.

*Karáchi district.*—The Sub-divisional Officers of Tatta and Kotri inspected only 2 and 5 works out of 66 and 22 respectively.

*Hyderabad district.*—The Sub-divisional Officers of Tando and Hala inspected 23 and 7 works out of 195 and 33 respectively.

The explanation of the officers concerned is being obtained and the district officers are being asked to impress upon their sub-divisional officers the necessity of inspecting a greater percentage of these works in future. Forty-nine cases of misuse of loans were detected during the year and in every case immediate recovery was ordered by the officers concerned.

#### 5.—Trade and Industries.

The general conditions of trade and industries remained unchanged during the year. The dearth of tonnage continued. Internal trade was affected by periodical suspension of goods traffic on railways as in the previous year. This partial deadlock coupled with heavy speculation in Karáchi and elsewhere resulted in an abnormal rise in the prices of foodstuffs and cloth. Speculators and local traders in many cases made excessive profits. The evil was particularly felt in the smaller towns and villages where illiterate villagers were subjected to extensive exploitation.

There was little development of local industries during the year. On the contrary, the dyeing, weaving and lacquer work industries in the province continued to decline owing to the scarcity and prohibitive prices of colouring materials and cloth. There was, however, an appreciable revival of the old indigo industry in the Sukkur district and the neighbouring Khairpur State. In the Lárkána district it was found practicable to establish a co-operative credit society to stimulate the weaving industry; and standing committees for suggesting improvements in the methods of local industries were also organised.

Owing to the poor outturn of cotton, the cotton ginning factories did little business.

In certain tracts the zamindars contracted in advance to sell larger quantities of cotton than were produced in their fields, for cotton had been sown late and the later pickings suffered from severe frost at Christmas time. In consequence the

zamindárs had to make good their contracts at a time when cotton had risen very high in price. Those zamindárs who had not dealt in these forward sales reaped a splendid return from the prices, and this example of the evils of speculative forward sales has inculcated a severe lesson of prudence.

The campaign in Mesopotamia brought prosperity to traders who dealt in cattle and fuel. The milch cattle of Karáchi have proved a great success in the climate of Mesopotamia, and are being now bred in that country. The plough bullocks of Sind have also proved of great value, and a considerable export trade in both classes of cattle continued throughout the year.

The demands for fuel amounted to 132 lákhs of cubic feet, rather more than half the ordinary outturn of the Sind forests. The demand for this commodity necessarily sent up the price of fuel within Sind, and special measures had to be undertaken to reduce the price for the use of the principal towns.

In the principal markets of Karáchi, Sukkur and Shikárpur, considerable fortunes were made in cloth and sugar.

The difficulty of securing currency caused some inconvenience and anxiety, but the introduction of notes of small value was successfully carried through, and after a brief period during which these notes were taken doubtfully at a discount, they found their way into the public confidence.

#### Extracts.

J. R. MARTIN, Esq., I. C. S., Collector, Karáchi.

There were considerable losses in cotton speculation, while large amounts were made by speculators in land and buildings.

Local traders in the mofussil who had bought grain from zamindars made large profits from the subsequent rise in price which has taken place.

E. L. MOYSEY, Esq., I. C. S., Collector, Thar Párkár.

On the other hand weavers in the Thar obtained ample work as there was a large demand for Thari blankets and rugs owing to the cessation of imports of cheap blankets from Europe. The prices of Thari blankets, which, though somewhat coarse, are of excellent material and durability, rose by 50 per cent. but this was partly caused by large exports of wool owing to the high prices fetched by raw wool. The Deputy Collector, Thar, reports that a large number of blankets were bought from the Chachro taluka for the use of Indian soldiers. I understand that they went mostly to Ahmedabad. People are resorting to making clothes out of Thari blankets.

#### 6.—Prices.

The prices of food-grains, cotton and other necessaries of life rose steadily throughout the year. The following prices may be quoted as indicating the tendency:—

|       | On August 1st, 1917.    | On August 1st, 1918.    | Percentage of increase. |
|-------|-------------------------|-------------------------|-------------------------|
| Juári | ... Rs. 3-0-0 per maund | ... Rs. 5-8-0 per maund | 83                      |
| Bájri | ... " 3-0-0 "           | ... " 5-12-0 "          | 91                      |
| Wheat | ... " 4-12-0 "          | ... " 5-13-0 "          | 22                      |
| Rice  | ... " 6-2-0 "           | ... " 9-5-0 "           | 52                      |

The rise is attributed partly to the gloomy prospects of the present inundation, and partly to transport restrictions which prevented the import of sufficient quantities to supplement local stocks. The price of cotton was unprecedentedly high mainly owing to speculation, the prices being unginning Rs. 19-8 and ginned Rs. 65-8, compared with Rs. 9-8 and Rs. 29-5 in the preceding year.

The enormous increase in the prices of food-grains had a very serious effect on the poor and middle classes. But from April 1918 special measures were taken. A Controller of Prices and a Deputy Controller were appointed for Karáchi town, and an Assistant to the Commissioner for Civil Supplies in Sind. In Karáchi it was possible to control the operations of food-grain merchants by the system of priority certificates. When traffic on the railway was restricted, only those merchants were permitted to import food-grains who agreed to sell at fixed prices. This system has been gradually improved, and after some experience worked efficiently, with very beneficial results to the poor; and the experience so gained will be of great value in the more stringent difficulties which lie ahead.

In order to afford relief to Government servants in the town of Karáchi, a war allowance of Rs. 25 to 50 per cent. was sanctioned in Government Resolution No. 2670, dated the 16th July 1918.

Proposals to grant war allowance to Government employees outside Karáchi have also been recently sanctioned by Government.

**Extracts.**

E. J. BOLUS, Esq., I. C. S., Collector, Lárkána.

Though partly attributable to the prohibition of the export of wheat from the Punjab, the dearness of grain in this district is in the main due to the greed of Bania profiteers. The expedient of priority certificates has had no appreciable effect on prices here. It is significant that when merchants were recently called upon to furnish returns of their stocks, prices fell. But after a few days, finding that nothing further happened, the Banias raised the rates to the former exorbitant level.

E. L. MOYSEV, Esq., I. C. S., Collector, Thar Párkar.

I should not omit to mention that a certain amount of prosperity has been brought to the Thar by considerable purchases of camels by the Army Supply and Transport Department for excellent prices. There will probably be fresh purchases this year and fortunately there is always grazing for camels in the Thar even in years of famine on jar and other bushes which seem independent of rain, while there are deep wells which never dry up. During the last year the Supply and Transport Department bought 702 camels in this district, of which most came from the Thar or have probably been replaced by Thari camels and I understand that 616 plough bullocks have lately been bought from the Thar by the Agricultural Department for Mesopotamia.

*7.—Labour and wages.*

The wages of skilled and unskilled labour were marked by an average increase of 43 per cent and 67 per cent, respectively. This was due partly to a rise in the cost of living and partly to a shortage of labour caused by the non-immigration of Tharis, Kachhis, Márwáris and Bhils owing to good rainfall in their countries.

Recruiting, the work of the Karáchi Port and operations in Mesopotamia also continued to affect the labour market and maintain wages at a high level. As a natural result of these circumstances and the intensity of malaria which followed heavy rains, the scarcity of labour for agricultural purposes made itself keenly felt at the time of kharif harvest and commencement of rabi operations.

The problem of securing an adequate and steady labour-supply for agricultural purposes in Sind remains as difficult of solution as before.

**Extract.**

E. L. MOYSEV, Esq., I. C. S., Collector, Thar Párkar.

Weeding of cotton fields, however, which is generally paid for in cash, was extraordinarily expensive last kharif owing partly to the absence of Thari immigrants and partly to the amount of weeds brought up by unusual rainfall. The cost was probably not less than Rs. 10 per acre which would have been saved if the cultivators would take the advice of the Agricultural Department and sow cotton by drill, thereby rendering intertillage possible.

*11.—Public Feeling and Press.*

Public feeling continued to be loyal and tranquil.

During the Mari troubles across the border in Baluchistan, the people of Jacobabad and Lárkána districts ranged themselves unreservedly on the side of Government.

Much inconvenience was caused by the abnormal rise in the prices of cloth and food-grains. But the standard of wages and of earnings appears to have risen sufficiently to enable the great majority to meet the higher prices without distress. The demand for men of all classes in Mesopotamia was of great benefit to enterprising and ambitious people.

In the spring some uneasiness was caused by the rumours regarding the possibilities of a German advance upon India; but this uneasiness was allayed before the close of the year, and the subsequent victories and the triumph of the Armistice have been greeted with widespread relief and loyalty.

There exists some extremist feeling fostered by the members of the Home Rule League, which takes its cue generally from Madras but their noise and the attention they attract are wholly out of proportion to their number and influence. In Hyderabad a National college with a peculiar curriculum which is intended to teach the politics of the Besant school was opened during the year. The results of its teachings appear to be detrimental to parental authority and the spirit of discipline.

The tone of the Press was characterized by passive loyalty, on the whole. Owing to the tendency of some editors to indulge in articles of an objectionable character, it was found necessary to apply the provisions of the Press Act in three cases and security was demanded from the publishers of three vernacular papers. The proceedings resulted in the closing down of two of those papers along with their presses.

#### Extracts.

O. ROTHFELD, Esq., I. C. S., Collector, Sukkur.

On the whole, I think that the intentions of the press are loyal, though their manifestations are often different. I must at least acknowledge that all the papers have been anxious and willing to assist in publishing facts about the war, the War Loan and so on.

J. W. SMYTH, Esq., I. C. S., Deputy Commissioner, Upper Sind Frontier.

Public opinion has continued to be satisfactory. The rising of the Marri tribe gave it an opportunity of asserting itself, and it ranged itself unreservedly on the side of Government. The Military and other precautions taken for the defence of the frontier were fully appreciated. The various calls made upon the people have been cheerfully responded to although military service makes little appeal to the pure Baluch.

#### IV.—(3) *Special matters connected with the war.*

*War Loan.*—The second war loan, which opened on the 3rd June 1918 and closed on the 14th September, was liberally subscribed to by the town of Karáchi. The subscriptions for the district, including Karáchi town, amounted to Rs. 132 lakhs as against Rs. 56 lakhs in the preceding year. The result was largely due to the exertions of a number of communal committees and a vigorous propaganda committee which worked with energy and system. Elsewhere the unfavourable character of the present season militated against a generous response, the contributions reported being as under:—

|             | Rs.           |
|-------------|---------------|
| Sukkur      | ... 15 lakhs. |
| Lárkána     | ... 24 "      |
| Thar Párkar | ... 11 "      |
| Nawábshah   | ... 7 "       |

The Collector of Hyderabad and the Deputy Commissioner, Upper Sind Frontier, have not reported the total amounts of collections for their districts towards the second war loan, although the individual subscriptions detailed by the former aggregate Rs. 4,65,000.

The zamindars had already subscribed liberally to the first, and when it is remembered that the majority of them are unwilling to accept any interest on their money and have been accustomed to spend all their income in a good year and to borrow in a bad, their subscriptions are a remarkable indication of their generous loyalty. One zamindar, Mir Ghulam Mahomed Khan Talpur of Tando Bago, set the good example of investing Rs. 60,000 in the war loan. But while the zamindars did splendidly, the Commissioner cannot speak with praise of the trading classes. In Karáchi itself the response was good for both war loans. But in Hyderabad, where many Sind Workis live who have acquired large fortunes, the subscriptions were painfully meagre. This was all the more regrettable, as this very class has by its foreign trade under the British flag accumulated large profits. The village bania thought more of the interest he lost by not lending on extortionate interest to ignorant cultivators and needy zamindars than of the help he would give to Government.

In addition to the war loan, subscriptions were collected for the Our Day and Imperial War Relief funds, the Sind Women's branch and Lady Willingdon's technical school for disabled soldiers.

*Recruiting.*—The system of recruiting through civil agency practically came in force during the year under report with the appointment of an Assistant Recruiting Officer assisted by two District Assistants. Civil recruiting parties were formed in each district; but owing to the ineligibility of Sindhis for combatant service and extensive jurisdictions of the Recruiting Officers much progress was not possible until the latter part of the year. The conditions were, however, improved considerably with an increase in the number of Assistant Recruiting Officers and their District Assistants and the formation of a Sindhi company at Hyderabad in May 1918.

The campaign was slow to begin but once the situation and the need for men was explained to zamindars, they showed themselves as usual ready to help.

All the districts contributed recruits, but the number obtained in the town of Karáchi was the largest, being 1,402 as compared with 64 obtained in the district outside Karáchi and 339 and 113 obtained in the Thar Párkar and Nawábshah districts, respectively.

To attract recruits, a recruiting fund was opened in each district. From this fund, which amounted to Rs. 61,451 in the Lárkána district, rewards were paid to recruits and they were provided with new clothes and other comforts. Recruiting depôts were also maintained for the temporary accommodation of recruits.

#### Extracts.

E. L. MOYSEY, Esq., I. C. S., Collector, Thar Párkar.

*Recruiting.*—Shortly after the announcement of the opening of a Sindhi combatant company at Hyderabad, I held a darbar at Digri to reward those who had assisted in recruiting and to stimulate others. Those who were rewarded were almost all Panjabis and this fact, coupled with exhortations to Sindhi zamindárs and the fixing of a quota for each táluka, aroused the emulation of the Sindhi zamindárs, who were at last in a position to tell their haris they would not be sent out of Sind at once to battle in a strange land as they had supposed, but would be trained in Hyderabad near their homes. Since then great progress has been made, which (considering the entire absence of military traditions among Sindhis; their complete ignorance of other countries; their notorious love of their own homes; the malarious nature of the district, which has led to the rejection of numerous recruits on physical grounds; and the fact that more than 2/5ths of the population of the district are Tharis, in whom the above characteristics exist in such force that we have obtained hardly any recruits from this section, must, though much inferior to results obtained in many districts in the Presidency, be viewed with satisfaction, and even with surprise by those who said that the Sindhi would never under any circumstances volunteer for combatant service.

E. J. BOLUS, Esq., I. C. S., Collector, Lárkána.

*War Loan.*—Special attention has been devoted to the task of persuading the trading community to improve on their previous record. In Lárkána town, the second loan was greeted with a general apathy, not far removed from downright hostility. Eventually the interest of the leading merchants was aroused and some tolerably good contributions resulted.

E. L. MOYSEY, Esq., I. C. S., Collector, Thar Párkar.

A satisfactory feature of the loan this year is that the amount invested in War Bonds (Rs. 84,125) is much greater than that invested in Post Office Cash Certificates which shows that the investments are genuine and not meant to be withdrawn after a short time, as has happened in the case of so many investments in Cash Certificates.

E. J. BOLUS, Esq., I. C. S., Collector, Lárkána.

*War Relief.*—The amount subscribed by Lárkána district to the 'Our Day' Fund for sick and wounded soldiers was Rs. 50,792-7-11. Apart from Karáchi, this was far the best total of any Sind district; and His Excellency the Governor of Bombay was pleased to send his personal congratulations on the result.

J. R. MARTIN, Esq., I. C. S., Collector, Karáchi.

Prices and supplies were dealt with by the creation of a special department whose operations have met with a considerable measure of success. The Collector was appointed Controller of Prices and with the assistance of a Deputy Controller and staff of Inspectors much has been done in the way of providing necessary supplies and preventing undue profiteering. A system of ward committees has been useful in this connection and the same staff has been responsible for watching the working of the Rent Act. Here the ward Committees have done valuable work in making known the provisions of the Act and in bringing to light abuses connected with it.

#### IV.—(4) Other Special Matters, not connected with the War.

E. J. BOLUS, Esq., I.C.S., Collector, Lárkána.

Mention must be made of the extraordinary floods which devastated the district in August and September 1917. The principal cause was the excessive rainfall, which ranged between 18 and 21 inches, against an annual average of less than 3 inches. The effect of the rain was much aggravated by a very remarkable rise in the Indus, and by irresistible mountain-torrents descending from Baluchistan. Every canal in the district was breached, and vast damage was done to crops, roads and houses. Considerable areas of land did not emerge from the floods in time for the sowing of rabi. Government sanctioned a special grant of Rs. 65,000 for the repair of the roads.

*Annual Reports.*

Commissioners' Land Revenue Administration Reports, Part II, and Collectors' and certain Sub-Divisional Officers' Administration Reports for 1917-18.

GOVERNMENT OF BOMBAY.

REVENUE DEPARTMENT.

Resolution No. 8623.

Bombay Castle, 23rd August 1919.

Memorandum from the Commissioner in Sind No. Rev.—473 dated 20th December 1918.

Letter from the Commissioner, N. D., No. A.D.M.—13 dated 25th January 1919.

Letter from the Commissioner, C. D., No. A.—595 dated 23rd December 1918.

Letters from the Commissioner, S. D., No. 5204 dated 6th November 1918 and No. 5333 dated 12th November 1918.

Submitting the Land Revenue Administration Reports, Part II, of their respective charges for the year 1917-18 together with the Collectors' and certain Sub-Divisional Officers' Administration Reports for the year; the Commissioners also submitting extracts from the other Sub-Divisional Officers' reports.

RESOLUTION.—The administration reports of the Commissioners and Collectors for the year 1917-18 were considerably reduced in volume under the orders of Government as it was recognised that the district officers were already fully engaged on very important and urgent work, such as recruiting, distribution of supplies, war loans and other additional duties in connection with the exigencies of the war. In consequence this review of the administration is confined to a short synopsis of the following heads: Land Revenue, Tagavi, Prices, Labour and Wages, Trade and Industries, Recruiting and special matters connected with the war.

2. The season of 1917-18 presented several abnormal features. Though the rainfall was in excess of the average at almost all reporting stations, the distribution was spasmodic and irregular. The early monsoon period on which the kharif crops depend was in defect over the greater part of the Deccan and Karnatic, while in Gujarat unusually heavy rain towards the end of June and the beginning of July did some damage to standing crops. The season was thus generally unfavourable to the kharif crops in the Presidency proper, but the situation was retrieved by the later abundant fall to the great benefit of the rabi crops. In some cases considerable damage was done by continuous and heavy rainfall. In the Kaira district it was for this reason necessary to grant suspensions of land revenue to the extent of over two lakhs of rupees.

In the Presidency proper the total authorised arrears of land revenue at the beginning of the year amounted to Rs. 2·3 lakhs only, of which Rs. 1·7 lakhs pertained to the Northern Division. In addition unauthorised arrears amounted to Rs. 19,600. At the beginning of the previous year the corresponding figures were Rs. 22½ lakhs authorised, and Rs. 26,600 unauthorised. The current demand for the year was Rs. 3·55 crores compared with Rs. 3·54 crores in the previous year and Rs. 3·43 crores in 1915-16. The total demand was thus Rs. 3·58 crores whereof Rs. 3·51 crores were collected. The balance was represented by Rs. 2·57 lakhs of suspended, Rs. 3·85 lakhs of remitted revenue and Rs. 46,600 of unauthorised arrears. The districts of Kolába, Ratnágiri, East Khándesh, Sátára, Broach and Surat show clean or practically clean sheets. Suspensions were largest in the Kaira district, where, on account of the unfavourable season the collection of over two lakhs of rupees was postponed. Remissions to the extent of Rs. one lakh in that district were due mainly to the usual percentage remissions in two talukas but partly also to remissions on account of damage by floods.

The remissions of Rs. 1·4 lakhs given in the Central Division were mainly due to the concessions granted on the introduction of revision settlements in several talukas. To the same cause are attributed the remissions of Rs. 25,000 given in the Belgaum district. Part of the remissions in the Kolába district are due to concessions given in villages which supplied large numbers of recruits. It is not however understood how the amount of Rs. 5,400 was remitted on account of the introduction of Survey Settlement as no settlement appears to have been introduced recently in that district. Of the total of unauthorised arrears, *viz.*, Rs. 46,600, remaining uncollected at the close of the year, about Rs. 25,000 were due in the Kaira district in consequence of a strike of talatis at the close of the year.

In Sind the most marked features of the season were the excessive rainfall and the low initial inundation followed by a period of heavy floods. These unfavourable conditions were accentuated by widespread malaria amongst cultivators. As a result the gross demand fell by Rs. 7 lakhs compared with the previous year, while the combined total of remissions and suspensions exceeded the previous year's total by Rs. 4·86 lakhs. The net amount for collection was Rs. 110 lakhs or Rs. 12 lakhs less than in 1916-17. Of this amount Rs. 108·7 lakhs were collected. The great bulk of the unauthorised arrears, *i.e.*, over Rs. one lakh out of Rs. 1½ lakhs, was due from the Manager of the Incumbered Estates. Government remarked on this unsatisfactory feature in the review of the previous year's report, and are constrained once more to call attention to the necessity of greater insistence on punctual recoveries from the Manager's lessees. As regards the unauthorised arrears for which the district officers are directly responsible it is satisfactory to note that the Upper Sind Frontier district again presents a clean sheet, while the outstandings in the case of Sukkur and Thar Párkar are insignificant. The arrears in Karáchi have been reduced from Rs. 11,800 to Rs. 3,900 and those of Hyderabad from Rs. 11,600 to Rs. 7,500, but considerable increases were reported from Lárkána and Nawábsháh. In the former district the increase is due to severe floods, but no special explanation is forthcoming in the latter case. In Nawábsháh Government notice that forfeiture under the fallow rules was resorted to in a large number of cases, which affords some reason for supposing that some local relaxation of the rules might be desirable. The Commissioner is requested to give this question due consideration.

3. *Tagavi*.—The total amount advanced in the Presidency proper during the year was Rs. 28,000 under the Land Improvement Loans Act and Rs. 1¼ lakhs under the Agriculturists' Loans Act compared with Rs. 35,400 and Rs. 1·27 lakhs in the previous year. The demand was greatest under the latter Act in the Northern Division where liberal advances had to be made in Ahmedabad and Kaira towards the close of the tagavi year owing to failure of rains. The total amount put down for collection was Rs. 16·6 lakhs of which 16·45 lakhs were collected. Unauthorised arrears amounted to Rs. 28,000 of which the Northern Division was responsible for over Rs. 25,000 owing chiefly to the delay in payment caused by the agitation in Kaira against the payment of land revenue. On the other hand the same Division reports advance payments of over Rs. 22,000 of which over Rs. 8,000 were from the Kaira district. The total amount outstanding on the tagavi account in the Presidency proper was about Rs. 37 lakhs at the close of the year.

In Sind there was a considerable increase in the total amount of tagavi loans under the two Acts, the total amount being Rs. 8·8 lakhs compared with Rs. 6·64 lakhs in the previous year. This increase is attributed to the rise in the price of all kinds of seed and to the failure of crops in an unfavourable season. Out of the amount of Rs. 9·62 lakhs due for collection, Rs. 7·57 lakhs were recovered and of the balance over a lakh was either suspended or written off.

There was some improvement in the recovery of the amounts for which the Manager of the Incumbered Estates was responsible. The balance of unauthorised arrears was Rs. 26,000 compared with Rs. 14,000 in the



previous year. Lárkána and Nawábsháh were accountable for Rs. 19,000 of the total. This increase in arrears is not altogether satisfactory, but it is recognised that the conditions of the year were unfavourable to prompt collection. Government regret to observe that the Commissioner specifically mentions eight officers whose inspection of tagavi works was markedly deficient. Six of these were sub-divisional officers and Government trust that the instructions issued by the Commissioner will result in an improved sense of responsibility in this respect. That this duty is no idle formality is evidenced by the fact that 49 cases came to light in which the money advanced had been misapplied. Generally the results of the process of collection of land revenue and tagavi throughout the Presidency were very satisfactory and reflect great credit on the officers concerned whose work in this respect is the more commendable in view of the great increase in their duties and responsibilities arising out of the war, particularly in respect of the organization of the war loan and recruiting. The only untoward incident during the year was the agitation organised amongst the agriculturists of the Kaira district by Mr. Gandhi, with the active co-operation of the Home Rule League. The report contains a detailed account of this movement which has also been dealt with in full by Government in the Press Notes and further correspondence recently published on the subject. Government consider that great credit is due to the revenue establishment of this district for the resource and energy displayed in dealing with a most difficult situation.

4. *Trade and Industries.*—The exigencies of the war continued to dominate the trade and industry of the Presidency during the year. Continued restrictions on importation from abroad and diminished facilities of railway transport exercised depressing effects on several minor industries, while to many others a stimulus to increased activity was imparted by the absence of foreign competition and by the great demand for supplies for the army. Amongst the industries which suffered to some extent during the war may be mentioned the indigenous hand-loom weaving industry which continued to suffer from the high prices of yarn and dyes. It is a matter for regret that this trade has not been able to share to any extent in the profits resulting from the high prices of cloth from which the mills have gained enormously. The hand-loom weavers appear to be so completely in the hands of the middleman and the money lender that they received little more than living wages sufficient to meet the increased cost of living. The gold and silver thread industry of Surat was also depressed by the high prices of raw materials. The "Gul" trade in the Poona district had an unfavourable year largely owing to difficulties of transport. Several of the less securely established industries were adversely affected by the high prices of fuel and restrictions on traffic. On the other hand the spinning and weaving mills continued to reap abundant profits despite transport and labour difficulties. The grass trade in Thána and Surat, the dairy industry in Kaira and the brick and tile manufacturing industries are amongst those which have expanded under the stimulus of military and local demands. The high freights and shortage of ships produced notable progress in the building of ships for the coast trade in all Konkan districts, where special facilities were given to improve the output, while from the forest wealth of the Kánara district large supplies of teak and other woods were made for war purposes. Considerable profits were also reaped from the collection of tarwad bark for which there was a great demand for tanning. In Sind the difficulties of transport continued to disorganise the internal trade, and restrictions on the free movement of supplies gave rise to much profiteering. There was little development of local industries while the poor outturn of cotton restricted the working of the ginning factories. On the other hand the demand for fuel and for cattle for Mesopotamia led to a considerable export trade from which high profits were reaped. The trade in cattle must be regarded as satisfactory only so far as it does not result in the deterioration of the indigenous breed of milch cattle and the undue depletion of the local supply by the exploitation on an excessive scale of the best animals.

5. *Prices and Wages.*—In the previous year despite the long duration of the war the prices of food grains had not risen to any excessive extent, but in the year under review the price of staple grains and of other necessaries of life such as cloth, salt and kerosene oil rose rapidly to unprecedented heights while supplies were frequently unobtainable. Apart from a tendency to increase in sympathy with the rise of prices all over the world, the increased cost of food grains was partly attributable to the deficiency in the outturn of the kharif crops combined with extensive exportation overseas and to neighbouring territories. The principal cause however was undoubtedly the severe limitation on freight and transport which restricted the importation of grain and the free distribution of stocks within the Presidency. The action of neighbouring native states and provinces in prohibiting exportation from their territories also contributed to the existing shortage.

The average prices of jowari and bajri in Poona for example rose by 90 per cent. and 60 per cent. respectively, while in Ratnágiri the staple grain, rice, rose in price by over 50 per cent. in advance of pre-war prices. The place of jowari and bajri was to a large extent taken by imported rice under the control of the Director of Civil Supplies, and though the price of this article also increased excessive rates were prevented by import under priority certificates while prompt action by the district officers against hoarding and profiteering and the establishment of cheap grain stores, particularly in the Southern Division, contributed to the reduction and stabilisation of prices. Shortage of supplies and transport difficulties combined with profiteering raised the prices of kerosene and salt to prohibitive rates, but prompt and successful action was taken by the Director of Civil Supplies and by local authorities under the Defence of India rules. In some of the Collectors' reports a regret is expressed that earlier action was not taken to control grain and cloth. These questions were however dominated during the year by considerations which extended beyond the control of Government in this Presidency. In addition to the articles mentioned the price of fodder rose to a considerable extent partly owing to losses in a bad season and partly to the difficulty of transport and the drain on all sources to meet military demands. All commodities of foreign origin continued as before to command high rates. In Sind as in the Presidency proper the tale is also one of excessive prices due in part to an unfavourable season and in part to transport difficulties. In that province also prompt action was taken to control the operations of merchants by priority certificates combined with a system of fixed prices. In Sind as in the rest of the Presidency enormous profits were secured from the abnormally high prices for cotton, though the middleman rather than the cultivator gained most from these rates. With the great increase in the cost of living and high standards of living which are permeating to the lowest orders, the rates of wages continued to rise, but the complaint is universal that the supply of labour is far short of the demand and that the quality in consequence tends to deteriorate. Even the excessive rise in prices in the year under review does not appear to have improved the supply to any material extent and specially high rates were necessary to attract labour in some of the cotton areas. The abundance of labour and the high wages obtainable were undoubtedly important obstacles in the way of the recruiting authorities both for combatant and non-combatant ranks. Signs of labour unrest were evident in Gujarát where strikes of mill-hands occurred in the principal mill areas resulting in substantial increase in wages. On the other hand, judicious action on the part of mill-owners in Sñolápur in establishing a supply of cheap grain to their employees attracted a considerable supply of labour to these mills with a salutary effect upon the neighbourhood. While the majority of traders were able to enhance their incomes and the lower orders could command increased wages, those whose incomes were fixed undoubtedly suffered considerably from the exorbitant prices of the year.

In consequence Government took steps to alleviate the conditions of the lower paid ranks of their own servants by the grant of substantial war allowances with effect from the month of January.

6. *Recruiting*.—A salient feature in the administration of the districts was the intense activity displayed in the organisation of the recruiting campaign in which all classes of revenue officers were called upon to co-operate to the utmost with the regular recruiting staff. The organization was placed on a new basis, the chief feature of which was the employment as recruiting authorities of officers formerly in the civil, police, and other services of Government who had joined the Indian Army Reserve of Officers. These officers were generally posted to areas with which they were acquainted and had, as Assistants in the districts, officers of the Provincial Services with previous experience of their charges. The efficacy of this system combined with the zealous co-operation of district officials and the frequent and hearty assistance of many public-spirited citizens was apparent from the considerable increase in the number of recruits obtained during this year. The total number of recruits obtained from this Presidency during the year was 33,447 according to place of origin and 42,881 according to place of recruitment.

In the Northern Division recruiting of combatants met with no great success amongst a people, hitherto little exploited for the army, with abundant local resources of employment and with no evident inclination for service in the army. On the other hand, from the lower orders, particularly in Surat and Thána, several thousands of recruits were obtained for labour corps and other non-combatant services. The Collector of Surat particularly refers to the effect of recruitment on the emancipation of the Halis in his district, a class hitherto in a position of agricultural serfdom. In the Central Division, where the tradition of military service exists in some areas, much better success was obtained during the year, the total number of recruits being nearly 8,000 or more than half of the total number obtained during the whole period of duration of hostilities. At the same time these figures are scarcely commensurate with the great efforts exercised to promote recruiting. Most of the Collectors have observed that the martial spirit was faint or almost extinct in their districts. In Ahmednagar and Sátára opposition to recruiting led to isolated riots, while in Sholápur there was considerable factious and artificial opposition. In Násik and Khándesh apathy was the principal obstacle. Only in Poona was there evidence of general goodfeeling towards recruiting, though, considering that Poona is a military centre of long standing, the results from that district must be considered disappointing. On the other hand, the fact that there was hardly any evidence of apprehension amongst the people towards recruiting indicates that the authorities conducted their operations with great resource and tact. The lack of martial spirit amongst the Marathas in Sátára, their natural centre, which is commented upon by the Collector of that district, is especially to be regretted in view of the distinction earned by the Maratha regiments during the war. There was little evidence of the spirit which dominated the Marathas of Ratná-giri, Kolába and Sávantwádi. The response of the Deccani Mahomedans was also disappointing though a fair number came forward in East Khándesh. The lower castes in the Hindu social scale did not display any considerable willingness to enlist, and the Mahars of the Deccan fell behind their brethren of the Konkan in this respect. The Deccani Koli Company did not secure its full complement; and Ramoshis joined the Berad Company in very small numbers. On the other hand, it is probable that the Bhils of Khándesh who have some military tradition would have joined in satisfactory numbers, had longer time been accorded for the formation of this special company. Nevertheless there were many instances of keenness to help on the work in the Central Division, and the improvement effected in the numbers of recruits, especially in Sholápur and Ahmednagar, indicates the results which can be obtained from well regulated civilian effort. The

assistance thus offered by civil officers of all ranks was considerable, and the Governor in Council is glad to recognise that it was carried out with much careful consideration and tact and that, in spite of a general apathy, no ground for complaint was given except in rare and individual cases.

In the Southern Division strenuous efforts were made to raise the numbers of recruits with a considerable increase of success, the number of recruits enrolled being 9,441 compared with 5,510, in the previous year, while over three lakhs were contributed to the various recruiting funds. Though in the up-country districts and in Kánara the material available was not of great promise, the increased numbers recruited reflect credit on those engaged in the work. The large proportionate increase in the year was general except in Ratnágiri, which maintained its previous high record, contributing over a third of the total number. Particularly good work was done by the Collector of Dhárwár (Mr. E. G. Turner) in raising funds and increasing the number of recruits from 216 in 1916-17 to 1,068 in 1917-18. The Collectors of Kánara and Bijápúr produced creditable results in particularly difficult circumstances though in the latter district too much reliance was placed on attracting recruits with large bonuses and other such inducements. Special Companies were opened for particular castes such as Mahars, Lingayats, Berads and Bhandaris. Amongst the Mahars in particular considerable success was attained, one battalion being completed and a second started. The recruiting activity in the Southern Division was characterised by absence of friction with the people combined with a greater amount of co-operation on the part of non-official gentlemen than elsewhere. This satisfactory position and the general efficiency of the organisation were in large measure due to the great personal interest and activity displayed by the Commissioner (Mr. L. J. Mountford, C.B.E.).

In Sind recruiting laboured under great difficulties, and the chief circumstances which tended against success were the unmilitary character of the population, the fact that Sindhis had long been excluded from combatant recruiting and the great demand for agricultural labour in the province. Further until late in the year no special territorial unit was constituted for the enlistment of Sindhi recruits. In the circumstances no great measure of success could be expected notwithstanding the effort of district officers to improve the numbers. The extent of the difficulty may be gauged by the fact that in the Hyderabad district the offer by an influential zamindar of Rs. 250 to each recruit failed to attract any considerable number. The largest number of recruits was obtained in Karáchi (1,400) owing to the existence of a great labouring population composed largely of non-Sindhi elements. Thar Párkar and Nawábsháh provided a fair number of recruits, owing possibly to the example of the Panjabi colonists, while Lárkána made a commendable effort in collecting Rs. 61,000 for its recruiting funds.

7. *War Loan*.—Commendable results were achieved by official and non-official effort on behalf of the 2nd War Loan though the contributions did not reach the high figure of the previous year. The reduction was mainly attributable to the fact that the second loan was in large measure restricted to the larger towns, and the campaign was not carried on to any great extent amongst the agricultural classes. This is indicated by the fact, for example, that 66 per cent. of the first loan in the Southern Division represented cash certificates which formed the chief medium of investment adopted by the rural classes, while in the second loan only 6 per cent. was contributed from this source. Further, as was anticipated, there was some relaxation of the zeal which characterised the work of non-officials and officials for the preceding loan, and also it is probable that much of the available money in the less wealthy areas had been absorbed by the first loan. All reports comment at length upon the instability of the cash certificate as a source of loan. For example, in the first loan in the Sátára district some 14 lakhs were collected, but in the year under review over half that amount had been withdrawn by the encashment of these certificates, mainly in consequence of the prevailing high prices. Similar withdrawals

are reported from other districts. In the Northern Division the amount contributed to the Second War Loan was Rs. 78 lakhs compared with Rs. 86 lakhs in the previous year. Of this amount Rs. 32 lakhs represented the investment of the Ahmedabad mill-owners. The wealthy district of Broach contributed 11 lakhs compared with 7 in the previous year. Even this improved contribution hardly represents the capacity of a district which reaped immense profits from the abnormal price of cotton. In the Central Division the collections amounted to Rs. 55 lakhs compared with Rs. 125 lakhs in the previous loan. The results in Poona, East Khándeśh and Sholápur are deserving of mention. In the Southern Division the total contribution was nearly 52 lakhs compared with 80 lakhs in the preceding loan. The response to the loan merits particular commendation in the Bijápur district which contributed over Rs. 15 lakhs as in the previous year. The results are particularly creditable to a district almost entirely agricultural and devoid of industries, and Government note with approval the Commissioner's remarks on the efforts of the Collector (Mr. Kabraji). The results in Belgaum and Ratnágiri however fell far short of those achieved in the former loan. The total amounts attained by the remaining districts were satisfactory, particularly, considering their resources, in Kánara and Kolába. The Governor in Council observes with satisfaction the prominent place taken in almost all war activities by the Dhárwár district. Though never before a recruiting area, this district supplied 1,068 recruits, the highest figure attained in the Division outside the old recruiting areas of Ratnágiri and Kolába. The district also subscribed Rs. 1,50,000 for recruiting funds or half the total for the Division. In addition very substantial amounts were contributed to the Relief and other public funds, while 14½ lakhs were contributed to the second war loan. Though the district is the most prosperous in the Division, these notable achievements were largely due to the energy and enthusiasm of the Collector (Mr. E. G. Turner).

In Sind the district and City of Karáchi, in virtue of their great commercial wealth, contributed to the second loan the creditable sum of Rs. 145 lakhs, a sum far in advance of the direct contribution of the previous year. As regards the mofussil it cannot, except in the case of the Upper Sind Frontier district, be said that the contributions are commensurate with the capacity of the districts particularly in the case of Hyderabad and Sukkur.

8. In concluding this review of the reports the Governor in Council desires once more to express his appreciation of the goodwill manifested by the people of the Presidency in the endurance of the exceedingly difficult conditions of the year. The task of the district officers and their subordinates in the maintenance of the public order, in the control of prices and supplies and in the execution of the other manifold additional duties which arose out of the exigencies of the prolonged state of war, involved the exercise of extraordinary responsibility and effort, and to these officers the Governor in Council accords his grateful acknowledgments for the notable results of their labours. To the numerous public spirited non-official gentlemen—many of whose names are given in these reports—who rendered most valuable assistance in the organization of recruiting, of the war loan and the Relief Funds and in various other forms of public service, the Governor in Council also desires to express his most cordial appreciation.

SHAMRAO D. MANKAR,

Acting Under Secretary to Government.

G. R. No. 8623, R. D., dated 23rd August 1919.

[P. T. C.]

To

- \*The Commissioner in Sind,
- \*The Commissioner, N. D.,
- \*The Commissioner, C. D.,
- \*The Commissioner, S. D.,
- \*All Collectors, including the Deputy Commissioner, Upper Sind Frontier,
- \*The Settlement Commissioner and Director of Land Records,
- \*The Director of Agriculture,
- \*The Manager, Encumbered Estates in Sind,
- \*The Talukdari Settlement Officer,
- \*The Director of Public Instruction,
- \*The Director of Industries,
- \*The Superintendent, Civil Veterinary Department, Bombay Presidency, Poona,
- \*The Sanitary Commissioner for the Government of Bombay,
- \*The Accountant General,
- \*The Educational Department,
- \*The War Purposes Branch, R. D.,
- \*The General Department,
- \*The Public Works Department,
- \*The Financial Department,
- †The Government of India,
- †The Under Secretary of State for India.

\*With copies of the report.

**INDEX TO THE LAND REVENUE ADMINISTRATION REPORT  
OF THE BOMBAY PRESIDENCY INCLUDING SIND,  
FOR THE YEAR 1918-19.**

**A.—PRESIDENCY PROPER.**

|  | PAGE                     |
|--|--------------------------|
| Letter from the Accountant General, Bombay, No. A. C.—Loan-12-9298, dated 16th February 1920—Submitting statements showing the financial results of the working of the Land Improvement and the Agriculturists' Loans Acts for the Revenue year 1918-19 ... ..   | 1                        |
| 1. Season ... ..   | 3                        |
| 2. Land Revenue ... ..   | 7                        |
| 3. Gross Revenue ... ..  | 8                        |
| 4. Alienations ... ..  | 9                        |
| 5. Net Government Revenue ... ..   | 10                       |
| 5-A. Non-Agricultural Assessment ... ..  | 11                       |
| 6. Miscellaneous Land Revenue ... ..   | 11                       |
| 7. Remissions ... ..   | 11                       |
| 8. Suspensions ... ..  | 12                       |
| 9. Revenue for collection ... ..   | 13                       |
| 10. Collections ... ..   | 14                       |
| 11. Balances ... ..  | 14                       |
| 12. Takávi Advances, Recoveries and Balances ... ..  | 15                       |
| 13. Area ... ..  | 17                       |
| 14. Coercive Processes ... ..  | 18                       |
| 15. Trade and Industries ... ..  | 19                       |
| 16. Prices ... ..  | 23                       |
| 17. Labour and Wages ... ..  | 26                       |
| 18. Public feeling and the press ... ..  | 28                       |
| 19. Special matters connected with the War ... ..  | 31                       |
| 20. Special matters not connected with the War ... ..  | 34                       |
| Diagrams showing Prices ... ..   | 34 (a), 34 (b), (34) (c) |
| Appendix No. I.—Contrasted Statement showing the gross and net Land Revenue of the Presidency proper for the revenue years 1917-18 and 1918-19 together with the amount of realizations, remissions and sums written off and of the balances outstanding on account of the year under report and previous years, upto 1st August of each year ... .. | 36                       |
| Appendix No. II.—Statement showing the Takávi Advances made during the year 1918-19 and the progress of the recovery of outstanding balances of Advances ... ..  | 42                       |
| Appendix No. III.—Statement showing the details of area in the districts of the Presidency proper during the year 1918-19 ... ..   | 44                       |
| Appendix No. V.—Statement showing the Coercive Processes adopted for the realization of Land Revenue and the results thereof in the districts of the Presidency proper during the year 1918-19 ... ..  | 46                       |

**B.—SIND.**

|  |    |
|--|----|
| 1. Season ... ..   | 49 |
| 3. Gross Revenue ... ..  | 51 |
| 4. Alienations ... ..  | 51 |
| 5. Net Government Revenue ... ..                                     | 51 |
| 6. Miscellaneous Government Revenue as shown in the Tálebands ... .. | 51 |
| 7. Remissions ... ..   | 52 |
| 8. Suspensions ... ..  | 52 |
| 9. Revenue for collection ... ..                                     | 52 |

|   | PAGE |
|---|------|
| 10. Collections ... ..  | 52   |
| 11. Balances ... ..   | 53   |
| 12. Takávi ... ..   | 54   |
| 13. Area ... ..   | 54   |
| 14. Coercive Processes ... ..   | 56   |
| 14-A. Miscellaneous Revenue not included in the Tálebands ... ..  | 56   |
| 15. Trade and Industries ... ..   | 56   |
| 16. Prices ... ..   | 57   |
| 17. Labour and Wages ... ..   | 57   |
| 18. Public feeling and the press ... ..   | 57   |
| 19. Special matters connected with the War ... ..   | 58   |
| Appendix No. I.—Contrasted Statement exhibiting the gross and net Land Revenue of the Province of Sind for the revenue years 1917-18 and 1918-19 together with the amount of realizations, remissions and sums written off, and of the balances outstanding on account of the year under report and previous years, upto the 1st August of each year ... .. | 60   |
| Appendix No. II.—Analytical Statement of balances of Land Revenue outstanding on the 1st August 1919 in the Province of Sind ... ..   | 62   |
| Appendix No. III.—Statement showing the Takávi Advances made during the year 1918-19 in the Province of Sind and the progress of the recovery of outstanding balance of advances ... ..   | 64   |
| Appendix No. IV.—Comparative Statement showing lands assessed and unassessed, occupied and unoccupied, in the Province of Sind during the year 1918-19 and the previous year ... ..   | 64   |
| Appendix No. V.—Statement showing the Coercive Processes adopted for the realization of Land Revenue and the results thereof in the Province of Sind during the year 1918-19 ... ..   | 66   |



Bombay, 16th February 1920.

From

THE ACCOUNTANT GENERAL,  
Bombay;

To

THE CHIEF SECRETARY TO GOVERNMENT,  
Financial Department, Bombay.

Sir,

In accordance with paragraph 5 of Government Resolution, Financial Department, No. 2676 dated 13th September 1916, I have the honour to submit herewith statements in Forms I and III showing the financial results of the working of the Land Improvement and the Agriculturists' Loans Acts from 1st October 1918 to 30th September 1919.

I have the honour to be,

Sir,

Your most obedient servant,

A. HYDARI,

Accountant General.

*Loans under the Land Improvement Loans Act and the Agriculturists' Loans Act.*

| I.—Account of Local Government with the Government of India for the twelve months from 1st October 1918 to 30th September 1919. |                                     |                   |   |
|---|-------------------------------------|-------------------|---|
| Amount advanced to Local Government by the Government of India.   |                                     |                   | Interest payable for the twelve months by the Local Government to the Government of India at 3½, 4½ and 5½ per cent. on mean outstanding. |
| Outstanding on 1st October 1918.  | Outstanding on 30th September 1919. | Mean outstanding. |   |
| Rs.   | Rs.                                 | Rs.               | Rs.   |
| 52,42,652   | 2,40,76,248                         | 1,46,59,450(a)    | 7,39,314  |

(a) The distribution of the mean balance according as it pertains to advances sanctioned prior to 30th September 1916, on or after 1st October 1916 and from 1st April 1917 is as follows:—

|   | Rs.                |
|---|--------------------|
| Prior to 30th September 1916 at 3½ per cent. .... | 32,56,575          |
| On or after 1st October 1916 at 4½ per cent. .... | 1,82,421           |
| From 1st April 1917 at 5½ per cent. ....          | 1,12,20,454        |
| <b>Total</b> ....                                 | <b>1,46,59,450</b> |

*Loans under the Land Improvement Loans Act and the Agriculturists' Loans Act.*

III.—Financial results of loan operations of the Local Government during the twelve months from 1st October 1918 to 30th September 1919.

| Particulars.   | Rs.       |
|--|-----------|
| 1. Interest payable for 12 months by the Local Government to the Government of India   | 7,39,314  |
| 2. Interest collected during the period  | 1,62,763  |
| 3. Balance of interest accruing to the Local Government, i.e., difference between columns 1 and 2.   | —5,76,551 |
| 4. Remissions and writes off of Principal during the period  | —10,069   |
| 5. Net results (Loss) for the 12 months from 1st October 1918 to 30th September 1919   | —5,86,620 |
| 6. Net result for previous years   | 1,67,511  |
| { 1917-18  | 5,14,366  |
| { 1915-16  | 2,24,409  |
| { 1914-15  | 5,16,121  |
| { 1913-14  | 3,90,116  |
| 7. Expenditure on free grants-in-aid towards the construction of private protective works or on establishments for well boring or other outlay incurred from current revenue in connection with Taqai Transactions | Nil       |

A. HYDARI,  
Accountant General.

## LAND REVENUE ADMINISTRATION REPORT OF THE BOMBAY PRESIDENCY, INCLUDING SIND, FOR THE YEAR 1918-19.

### A.—PRESIDENCY PROPER.

J. GHOSAL, Esq., C.I.E., I.C.S., Commissioner, Northern Division.  
B. A. BRENDON, Esq., I.C.S., Commissioner, Central Division.  
The Honourable Mr. L. J. MOUNTFORD, C.B.E., I.C.S., Commissioner,  
Southern Division.

#### 1. Season.

#### NORTHERN DIVISION.

The season of 1918-19 was very unsatisfactory. The rainfall was inadequate and irregular. In the districts of Ahmedabad, Kaira and the Panch Maháls the rains commenced in June and the rainfall was sufficient for starting agricultural operations. In July there was little or practically no rain in these districts and the seedlings began to wither. The latter half of August was wet and resowing was resumed, but the failure of subsequent rain proved fatal to the crop which had no irrigation facilities. The Broach district fared slightly better than the three northern districts. There too the fall in June was light and moderate in July. In August the fall was again light while in September it was much below the average. In Jambusar and Wágra the conditions were rather worse than in the other talukas of that district.

In Surat and Thána the monsoon broke in May. In the former district conditions were favourable till the middle of July when complaints of want of rain began to be made. The timely rain in August slightly improved the situation, but the long break in September proved fatal to the rice and jowári crops except in the two talukas of Bulsár and Párdi which fared better than the remainder of the district. In Thána insufficiency of the rain began to be felt from the 2nd week of June and the anxious situation then created continued till August which brought a good downpour. There too rain practically ceased in the latter half of September except in Murbád which had only a few sporadic showers. The maximum fall in the division was at Bhiwndi which registered 75·27, while the minimum was recorded at Dholka, being 3·19 as against the average of 32 inches.

In the Ahmedabad, Kaira and the Panch Maháls districts there was a complete failure of crops over large tracts of the country, while in Broach the jowári and cotton crops were fair except in Jambusar and Wágra talukas where excepting in a few villages there was a total failure. The rice crop was of course a failure in the Gujarát districts and in many places jowári was substituted in the rice fields after the beds had dried up. In Surat, cotton and grass, and in Thána, grass and garden lands which were well irrigated yielded a normal crop. In these two districts the dearth of labour on account of the appearance of influenza at the harvest time, which took a heavy toll of life, materially affected the outturn of crops. The failure of the late rains affected the outturn of the rabi crops. Only those who had wells were able to raise fodder crops by irrigation. Thus the monsoon months of 1918 were a period of great anxiety to all concerned.

*Fodder and Cattle.*—In the middle of July scarcity of fodder began to be felt in the Ahmedabad and Kaira districts and a great fodder famine was apprehended. Preparations were made to meet the emergency. The situation was discussed with district Officers and the requirements of each district were ascertained and scrutinized and a regular programme of supply was worked out.

The dearth of fodder was most severely felt in the Ahmedabad and Kaira districts where scarcity began to be felt almost immediately the July rains failed. Prices began to rise and grass in the Ahmedabad market was sold at a rate varying from Rs. 40 to 45 per 1,000 lbs. The market was thus closed to the poorer agriculturists and arrangements had to be made for the immediate supply of grass by drawing upon the reserve stocks at Navápur and the Chharodi Farm. The supply was, however, totally inadequate, and as the new

supply from Navápur was not ready for despatch till much later, 10 lákhs lbs. of grass were purchased with Government sanction through local contractors. This supply, too, was quite insufficient and for a time the cattle had to be kept alive by means of anything that could be used to feed cattle, e.g., leaves, "Tamar" (a weed growing in abundance in the flats of Dhandhuka) and the "Bid" root found in Nalkantha. The distribution of famine fodder was made by the Controller of Famine Fodder in consultation with the Commissioner. Government grass began to arrive through the Controller of Famine Fodder early in December. On account of the shortage of rolling stock private imports of grass were allowed on priority certificates on a very small scale. In this way a continuous supply was kept going until the middle of June. In all 107,408,025 lbs. of grass were supplied to the districts of Ahmedabad, Kaira, Broach and Panch Maháls.

Grass was issued to the cultivators at Rs. 15 per 1,000 lbs., mostly as tagái. In addition to the Government supply of grass other measures were also adopted to meet the fodder scarcity. People were encouraged to raise fodder crops by liberal grants of tagái. The use of water from Government wells and such other sources was notified as available, free of charge, for raising such crops. In Broach the Agricultural Department raised fodder crops in the Bet lands with water drawn from the Narbada with the help of a steam pump. That Department also supplied a large quantity of jowari stubble to the affected area for use as fodder. Forest areas were also thrown open for grazing. Prickly pear was used to some extent, but its use did not find favour with the people in this division in spite of strenuous efforts.

There was no temporary export of cattle to other grazing areas, as these Gujarát stall-fed cattle never thrive in the open jungles, and naturally no owner could be persuaded to let his cattle go to what he looked upon as certain death. The want of transport facilities also prevented our exerting ourselves in this direction. The measures adopted, however, saved a large number of useful cattle. In the Dholka táluka of the Ahmedabad district which was severely hit the mortality due to famine amongst bullocks is estimated to have been only 7 per cent. of the original number; amongst milch cattle the mortality worked out to 23 per cent. and amongst young stock it was 25 per cent. The total rate of mortality was thus just under 20 per cent. In Kaira the mortality amongst bullocks is reported to be 4·8, whilst in the Panch Maháls nearly 18 per cent. of the cattle are said to have died during the period of famine.

*Cattle Disease.*—Rinderpest, foot and mouth disease and hæmorrhagic septicæmia appeared more or less in all the districts of the Division and carried away 2,400 heads of cattle. Surat was practically free from any cattle disease except that rinderpest in a mild form appeared in the Párdi táluka. 2,170 cattle were inoculated in the Ahmedabad district and no deaths were reported amongst the cattle thus inoculated.

*Water Supply.*—The failure of the normal monsoon naturally resulted in creating a good deal of difficulty about water for men and beasts. The tanks dried up early in the cold weather and in Dholka and Dhandhuka were completely dry by the end of November. The tract which suffered most was the Bhal tract in those tálukas. Government sanctioned a special water supply grant of Rs. 20,000 which was chiefly expended in the excavation of tanks. In Dholka a few new wells were constructed and about 13 wells repaired, and four successful borings were done by the Agricultural Department. In Kaira the resources of the District Local Board, supplemented by the special Government grant, eased the situation, while in the Panch Maháls the special grant was utilized in digging 115 kacha wells and cleaning and deepening nearly 150 wells. The condition in the Bara villages of Broach district was rather serious and temporary kacha wells were dug and a cart service was employed in some villages for the supply of drinking water. In Surat deficiency was felt in the Olpád táluka, while in Thána the hilly tracts were the cause of some anxiety, but the digging of kacha wells and the building of bandhárás eased the situation. The total grant for water supply sanctioned by Government in addition to the usual annual grant was Rs. 85,680.

In this Division famine was declared in the eastern maháls of the Panch Maháls district only, whilst scarcity was declared in the districts of Ahmedabad, Kaira, the western maháls of the Panch Maháls district and in the Jambusar, Wágra and Amod tálukas of the Broach district and in the Rewa Kántha Agency.

By the beginning of September 1919 all forms of famine relief operations had been closed everywhere in this Division, and in many places they were closed much earlier.

*Public Health.*—But for the epidemic of influenza which prevailed throughout the Division in September and October and levied a heavy toll of life the Public Health was on the whole good.

Plague appeared in the Borsad táluka of the Kaira district and in parts of Godhra and Kálol of the Panch Maháls district and was responsible for 833 deaths. In Broach three tálukas were affected and 850 deaths occurred from this disease. In Surat it appeared in a mild form and claimed 81 victims. Inoculation and evacuation were resorted to in all places and that checked the further spread of the disease.

Cholera visited the districts of Kaira, Panch Maháls, Broach and Surat, but was not specially virulent. In Kaira its activities were confined to the Borsad táluka alone, whilst in the Panch Maháls, Godhra and Hálol suffered from it. In Broach the city and four tálukas were affected and accounted for 529 deaths. On account of short rainfall there was much less malaria than usual.

Smallpox appeared as usual but was not serious.

#### CENTRAL DIVISION.

The season was extremely bad. There were heavy thunderstorms in May almost all over the Division. The rains, which seemed to have begun in the latter part of June, were scanty, and July—usually the wettest month—passed almost dry except in a few parts where also the rainfall was inadequate. August was not much better and there was almost a total failure of the kharif harvest except in the major portion of East Khándesh, the Mával part of Sátára and parts near the gháts in Poona and Násik. The rabi rains, which at one time seemed as if they might relieve the situation, proved in the end to be equally insufficient except in Sholápur (Karmála and Málsiras excepted). Thus both kharif and rabi harvests either failed entirely or were very poor except in the few favoured parts.

The situation in the several districts was as follows :—

|                        |   |
|------------------------|---|
| Ahmednagar district    | ... Famine was declared throughout.   |
| Poona district         | ... Famine was declared in two tálukas (Khed and Sirur) and scarcity in the remaining tálukas.  |
| Sátára district        | ... Famine declared in one táluka (Koregaon) and scarcity in eight tálukas and one mahál, no declaration being made in respect of the three western tálukas and two maháls. |
| Sholápur district      | ... Scarcity was declared in two tálukas (Karmála and Málsiras), no declaration being made in respect of the five remaining tálukas.  |
| Násik district         | ... Scarcity was declared throughout.   |
| West Khándesh district | ... Scarcity was declared throughout.   |
| East Khándesh district | ... Scarcity was declared in the Bhusával táluka and Edlabad mahál, no declaration being made in respect of the ten remaining tálukas and mahál.                            |

The widespread failure of the crops and an exceedingly high level of prices subjected the people to an ordeal harder than any experienced in the last 40 years and which, had it come 20 years ago, would have been thought likely to break them. But there was no breaking of spirit or of homes. Wages adjusted themselves to the level of prices, employment was generally brisk and where it threatened to fail it was created by famine works and a lavish distribu-

tion of takāvi. With the machinery of Government perfectly attuned to the end and working with an efficiency born of long experience, the people came through the ordeal without disturbance and with marvellously little distress ascribable to economic causes.

*Cattle and Fodder.*—Cattle suffered heavily from the failure of grass and crops. The quantities of grass laid down at the grass depôts were:—

|               |     |     | Lākhs of lbs. |
|---------------|-----|-----|---------------|
| Ahmednagar    | ... | ... | 196           |
| East Khándesh | ... | ... | 14            |
| West Khándesh | ... | ... | 25            |
| Násik         | ... | ... | 124           |
| Poona         | ... | ... | 209           |
| Sátára        | ... | ... | 79            |
| Sholápur      | ... | ... | 10½           |

In spite of all the efforts made for the saving of cattle by the importation of grass and by the use of prickly pear (in Ahmednagar and Poona principally) about eight lākhs head of cattle in the Division are believed to have succumbed or to have been sold for slaughter. This figure represents about 19 per cent. of the cattle in the Division before the famine. But the economic loss is not so heavy as the percentage might be thought to indicate, because the loss occurred principally among the cattle not required for draught or plough. Nevertheless, a large number of cattle useful for breeding must inevitably have succumbed and it is a matter of the first importance that steps should be taken to induce villagers to lay in adequate stocks of fodder in good seasons.

*Public Health.*—The remarkable fact emerges that in spite of the public health being undermined at the commencement of the famine by the terrible epidemic of influenza, which is estimated to have carried off 7 per cent. of the population of the Division (the heaviest mortality, 8·8 per cent., being in the Sholápur district), in spite of the excessive dearness of provisions and in spite of the people being forced to consume grain to which they were not accustomed, and being driven sometimes by the pressure of prices to consume grain of inferior quality, the famine had little effect on the general health of the people. Cholera appeared and carried off 20,000 lives, the heaviest mortality occurring in the districts of Násik, Poona and Ahmednagar. Plague was lighter than usual. The birth-rate for the year 1918 ranged from 31·14 per mille in Poona to 44·69 in West Khándesh, the rate in Ahmednagar being 33·26. The death-rate, swollen by influenza and cholera, was lowest in Poona (90·60 per mille) and highest in Sholápur (128·05).

*Water Supply.*—The supply of water for agricultural and domestic purposes was greatly reduced. But by deepening old wells and constructing new ones the primary needs of the people were met and considerable areas were put under irrigation. Liberal grants were made by Government for the improvement of the water supply in villages:—

|               |     |     | Rs.    |
|---------------|-----|-----|--------|
| Ahmednagar    | ... | ... | 20,000 |
| East Khándesh | ... | ... | 13,000 |
| West Khándesh | ... | ... | 10,000 |
| Násik         | ... | ... | 29,800 |
| Sátára        | ... | ... | 35,000 |
| Sholápur      | ... | ... | 8,000  |
| Poona         | ... | ... | 31,000 |

Extract.

#### SOUTHERN DIVISION.

C. G. HENDERSON, Esq., I. C. S., Collector of Ratnágiri.

Under the scheme outlined by the Surgeon General in his letter No. A.—1826, dated 15th October 1918 (*vide* Government Order No. 7868, General Department, dated 11th November 1918), a special touring Medical Officer (Assistant Surgeon Mr. S. V. Joshi, M.B. B.S.) was appointed. He has done very good work, touring about actively even

during the monsoon months, inspecting the sanitation of towns, and visiting villages where there are outbreaks of small-pox or cholera, treating the cases and taking measures to stop the spread of the diseases. But one man for a whole district can do little. We want several such touring officers.

With our slender resources, we are doing as much as appears possible to cope with these diseases. Medical officers have instructions (under a joint circular of the Collector and Civil Surgeon) to immediately visit any village within reasonable distance of their dispensaries, and Mámlatdárs have to inform them without delay of the outbreaks. Special attention is being given to the immediate reporting by pátels of all cases of the diseases occurring in their villages, and these officers are being educated, by constant reminders and warnings, to the necessity of reporting a case on the very day it occurs and by the quickest method possible. But our medical facilities are small. We require a greatly expanded system of touring Medical officers, or what would probably be better still a scheme such as is being brought into working by the Bengal Government, of covering the district with a net-work of small village dispensaries, so that every village may be within reach of one. In my No. 3466 dated 21st June 1919 I have submitted to you a proposal for the initiation of some such scheme.

The American Mission at Vengurla under Dr. R. H. Goheen continues to carry on its excellent medical work. As an addition to its fine hospital and Leper Asylum, it has this year opened its Tuberculosis Sanitarium at Vengurla, which in one respect is unique in that patients are treated under those conditions of climate to which they are accustomed and in which they will have to pass their lives on recovery. From what I have heard so far of the working of this institution, its success has been encouraging. The Local Board has given a grant of Rs. 1,000, and application for a grant is under the consideration of Government.

A small branch of the Blind Relief Association of Bombay has been started at Vengurla, under the Chairmanship of Dr. Goheen. Many cases of blindness are curable, but the ignorance or prejudice of the sufferers or other difficulties stand in the way of their seeking a remedy. To a still greater extent is blindness a preventable affliction. The object of the branch is to find out cases of curable blindness and get them cured, and to discover sufferers from eye diseases and induce them to take treatment before it is too late. Special attention is to be given to infantile ophthalmia in new-born infants. Another small committee was established at Málwan. A girl from Málwan with congenital cataracts (born blind) was sent to Dr. Goheen and underwent an operation which gave her sight, and a boy from Kharepatan, blind in one eye, has received excellent sight in that eye at the hands of Dr. Goheen. Several other such cases await operation.

## 2. Land Revenue.

### NORTHERN DIVISION.

The statement appended gives an account of the year's consolidated land revenue collections, suspensions, remissions, etc.

| Name of District.    | Arrears at the beginning of the year, i.e., on 1st August 1918. |                | Current demand of the year 1918-19. | Total demand. | Suspensions. | Remissions. | Collections. | Over-collections. | Arrears at the close of the year. |                    |
|----------------------|---|----------------|-------------------------------------|---------------|--------------|-------------|--------------|-------------------|-----------------------------------|--------------------|
|                      | Authorised.   | Un-authorised. |                                     |               |              |             |              |                   | Of current year's demand.         | Of previous years. |
| 1                    | 2   | 3              | 4                                   | 5             | 6            | 7           | 8            | 9                 | 10                                | 11                 |
|                      | Rs.   | Rs.            | Rs.                                 | Rs.           | Rs.          | Rs.         | Rs.          | Rs.               | Rs.                               | Rs.                |
| Ahmedabad ...        | 6,924   | 5,406          | 18,04,319                           | 18,15,979     | 12,61,649    | 1,39,113    | 4,12,058     | 14,765            | 959                               | 2,200              |
| Kaira ...            | 2,09,279  | 23,500         | 23,24,591                           | 25,63,370     | 21,36,470    | 3,38,523    | 67,440       | 313               | 13,009                            | 16,929             |
| Panch Maháls ...     | 570   | 58             | 4,07,753                            | 4,08,381      | 1,98,461     | 21,521      | 1,67,719     | 9,119             | 684                               | 6                  |
| Broach ...           | 4,183   | 16             | 22,63,685                           | 22,72,794     | 11,94,612    | 49,165      | 10,29,017    | 8,367             | ...                               | ...                |
| Śurat ...            | ...   | 1              | 27,03,385                           | 27,09,389     | 3,32,944     | 1,62,798    | 21,63,647    | 5,530             | ...                               | ...                |
| Thána ...            | 7,940   | 5,934          | 16,40,969                           | 16,54,793     | 6,77,042     | 8,469       | 9,45,143     | 27,431            | 23,695                            | 444                |
| Divisional Total ... | 2,28,506  | 40,965         | 1,11,55,535                         | 1,14,24,706   | 58,51,168    | 7,10,688    | 43,06,024    | 65,525            | 33,247                            | 19,579             |

### CENTRAL DIVISION.

The accounts were audited according to the new system in all districts except Ahmednagar where they were not so audited on account of the famine.

The subjoined statement shows the land revenue demand, collections, suspensions, etc.

| District.      | Past arrears. |               | Current consolidated demand. | Total consolidated demand. | Suspensions. | Remissions. | Collections. | Un-authorized balances. | Remarks. |
|----------------|---------------|---------------|------------------------------|----------------------------|--------------|-------------|--------------|-------------------------|----------|
|                | Authorised.   | Unauthorised. |                              |                            |              |             |              |                         |          |
|                | Rs.           | Rs.           | Rs.                          | Rs.                        | Rs.          | Rs.         | Rs.          | Rs.                     |          |
| Ahmednagar ... | 26            | 718           | 20,25,305                    | 20,26,044                  | 16,09,463    | 1,107       | 4,14,813     | 661                     |          |
| East Khándesh. | 89            | ...           | 31,70,067                    | 31,79,106                  | 1,52,649     | 19,073      | 30,02,625    | 4,759                   |          |
| West Khándesh. | 262           | ...           | 21,48,546                    | 21,48,808                  | 15,62,768    | 64,032      | 5,21,654     | 364                     |          |
| Násik ...      | 9,597         | 482           | 20,75,077                    | 20,85,156                  | 11,80,061    | 81,127      | 8,23,728     | 240                     |          |
| Poona ...      | ...           | 1,950         | 16,88,914                    | 16,90,864                  | 10,62,069    | 18,856      | 6,08,658     | 1,231                   |          |
| Sátára ...     | 60            | ...           | 22,28,795                    | 22,26,855                  | 11,36,916    | 91,257      | 9,98,662     | ...                     |          |
| Sholápur ...   | ...           | 12            | 13,99,077                    | 13,99,069                  | 3,60,391     | 1,005       | 10,37,456    | 238                     |          |
| Total ...      | 9,984         | 3,157         | 1,47,43,781                  | 1,47,55,922                | 70,64,317    | 2,76,487    | 74,07,585    | 7,633                   |          |

Of the total consolidated demand of Rs. 147.55 lakhs, 74.07 lakhs or 50 per cent. was realised, 70.64 lakhs was suspended on account of failure of crops and 2.76 lakhs was remitted, the remissions being due mainly to (1) the operation of the Igátpuri concession rules in West Khándesh (Rs. 58,390), East Khándesh (Rs. 18,130), Násik (Rs. 4,218) and Sátára (Rs. 12,289) and (2) to abatement of water rate in West Khándesh (Rs. 5,611), Násik (Rs. 76,480), Poona (Rs. 9,785) and Sátára (Rs. 76,827). Some remissions were also granted to soldiers, principally in the Sátára district.

The following figures show the state of irrigation revenue :—

|                       | Demand.  | Collections. | Balance. |
|-----------------------|----------|--------------|----------|
|                       |          |              |          |
| (1) Ahmednagar ...    | 4,52,310 | 2,06,504     | 2,45,806 |
| (2) East Khándesh ... | 17,809   | 10,904       | 6,905    |
| (3) West Khándesh ... | 1,604    | 1,604        | .....    |
| (4) Násik ...         | 1,33,363 | 96,813       | 36,550   |
| (5) Poona ...         | 9,50,112 | 8,24,672     | 1,25,440 |
| (6) Sátára ...        | 1,01,394 | 85,576       | 15,818   |
| (7) Sholápur ...      | 1,28,094 | 1,20,689     | 7,405    |

The balances were due in large measure to the late receipt of demand statements.

The detailed figures of gross and net land revenue, alienations, etc., are given in Appendix I (District Form II).

### SOUTHERN DIVISION.

The jamábandi was effected in time in all talukas except Kalghatgi (in Dhárwár) and Pen (in Kolába), in which the delay has been satisfactorily explained by the Pránt Officers.

### 3. Gross Revenue.

(Column 3 of Appendix I.)

### NORTHERN DIVISION.

The gross fixed land revenue of the Division shows a net decrease of Rs. 2,19,074, for which the Kaira district is mainly responsible, the Land Revenue assessment of the Matar and Mehmedabad talukas being reduced by Rs. 2,07,024 at the re-revision settlement introduced during the year. The following causes also contributed to the decrease :—

- (1) Diluvion.
- (2) Cessation of non-agricultural use.
- (3) Measurement corrections.

Surat and the Panch Maháls each show an increase of Rs. ₹,106 and 714 respectively,

## CENTRAL DIVISION.

The gross revenue (Rs. 1,60,00,489) shows a net increase of Rs. 3,63,775 which was mainly due to the introduction of revision settlements in the Shirpur, Shaháda and Taloda talukas of West Khándesh, the Chopda taluka of East Khándesh and the Tásgaon taluka of the Sátara district.

## SOUTHERN DIVISION.

The gross fixed land revenue (Rs. 1,14,44,405) shows a net decrease of Rs. 9,771 as follows :—

|           |     |     |     |              | Rs.    |
|-----------|-----|-----|-----|--------------|--------|
| Belgaum   | ... | ... | ... | ...          | 59     |
| Bijápur   | ... | ... | ... | ...          | 74     |
| Dhárwár   | ... | ... | ... | ...          | 906    |
| Kánara    | ... | ... | ... | ...          | 231    |
| Kolába    | ... | ... | ... | ...          | 12,312 |
| Ratnágiri | ... | ... | ... | ...          | 1,389  |
|           |     |     |     |              | <hr/>  |
|           |     |     |     | Net decrease | 9,771  |

In Bijápur the increase is mainly due to the levy of non-agricultural assessments on building plots, in Dhárwár and Ratnágiri to the introduction of survey settlement in inám villages, and in Kánara partly to the grant of disforested lands for cultivation and partly to the levy of special assessment on betta lands.

The decrease in Belgaum is due to afforestations and in Kolába to decrease in the revenue of the lapsed unsurveyed inám villages of the late Uma Bai Saheb Biwalkar, which is fixed in kind.

## 4. Alienations.

(Column 5 of Appendix I.)

## NORTHERN DIVISION.

There is a net decrease of Rs. 73,972. The main items of fluctuations are as under :—

|  | Decrease. | Rs.    |
|--|-----------|--------|
| (1) Reduction of assessment in Mehmedabad and Matar talukas consequent upon the introduction of re-revision settlement | ...       | 79,306 |
| (2) Resumption of Vethias land in the Surat district under the reorganization scheme                                   | ...       | 688    |
|  |           | <hr/>  |
|  | Increase. |        |
| (1) Grant of unoccupied land to village servants useful to Government under the reorganization scheme                  | ...       | 544    |
| (2) Survey Corrections   | ...       | 617    |
| (3) Introduction of re-revision settlement in the Matar and Mehmedabad talukas   | ...       | 2,000  |

## CENTRAL DIVISION.

The net increase of Rs. 42,108 was due to the introduction of revised rates in certain inám villages and lands.

## SOUTHERN DIVISION.

There was a net decrease of Rs. 8,785 as shown under :—

|           |     |     |     |              | Rs.   |
|-----------|-----|-----|-----|--------------|-------|
| Belgaum   | ... | ... | ... | ...          | 8,621 |
| Bijápur   | ... | ... | ... | ...          | 42    |
| Dhárwár   | ... | ... | ... | ...          | 1,696 |
| Kánara    | ... | ... | ... | ...          | 1     |
| Kolába    | ... | ... | ... | ...          | 10    |
| Ratnágiri | ... | ... | ... | ...          | 1,585 |
|           |     |     |     |              | <hr/> |
|           |     |     |     | Net decrease | 8,785 |



The decrease in Belgaum is due to the increase of scale judi on watan lands owing to introduction of revision settlements, in Bijapur to resumption of Devasthan inám lands, in Dhárwár to the revision of sanadi's scale remuneration and commutation of certain kulkarniki rights of service.

The increase in Ratnágiri is due to the introduction of survey settlement in one inám village.

### 5. Net Government Revenue.

(Columns 8, 9 and 10 of Appendix I.)

#### NORTHERN DIVISION.

There is a decrease of Rs. 87,466 in the net Government revenue which is chiefly due to the following causes :—

|   | Rs.      |
|---|----------|
| (1) Introduction of re-revision settlement in the Mehmedabad and Matar talukas ... .. | 1,16,200 |
| (2) Resignations ... ..   | 1,503    |
| (3) Forfeitures ... ..  | 1,801    |
| (4) Cessation of non-agricultural use ... ..  | 1,006    |
| (5) Reduction of non-agricultural assessment in Thána ... ..                          | 1,839    |

The above decrease was counterbalanced to some extent by increase under other heads as mentioned below :—

|  | Rs.    |
|--|--------|
| (1) Unoccupied assessed land given out for cultivation ... ..  | 23,406 |
| (2) Unassessed land assessed and given out on special lease in the Ahmedabad district ... ..                       | 6,274  |
| (3) Resumption of inám land under the Vethias Scheme in Surat ... ..   | 530    |
| (4) Increase in non-agricultural assessment in Ahmedabad, Kaira, Panch Maháls, Surat and Thána ... ..              | 3,316  |
| (5) Increase of judi on account of increase in the miscellaneous Land Revenue of Sharakati village in Surat ... .. | 351    |

#### CENTRAL DIVISION.

The revenue rose from Rs. 1,30,65,893 to Rs. 1,33,86,382—a net increase of Rs. 3,20,489—in consequence of the introduction of revised settlements in the talukas mentioned above.

#### SOUTHERN DIVISION.

There was a net decrease of fixed revenue of Rs. 2,835 as detailed below :—

|                     | Rs.          |
|---------------------|--------------|
| Belgaum ... ..      | + 8,653      |
| Bijapur ... ..      | + 103        |
| Dhárwár ... ..      | + 1,554      |
| Kánara ... ..       | - 2,048      |
| Kolába ... ..       | - 11,492     |
| Ratnágiri ... ..    | + 395        |
| Net decrease ... .. | <u>2,835</u> |

In Belgaum the increase is due to the imposition of scale judi on watan lands, in Bijapur to the expiry of special leases, in Dhárwár to revision of kasar judi on shetsanadi lands and in Ratnágiri to lapses of inám and grant of waste land for cultivation.

The decrease in Kánara is due to relinquishments and in Kolába to reasons in paragraph 3 above.

## 5-A. Non-agricultural Assessment.

(Column 10 of Appendix I.)

## SOUTHERN DIVISION.

The total non-agricultural assessment derived was Rs. 24,320 as detailed below:—

|           |     |     |     | Rs.    |
|-----------|-----|-----|-----|--------|
| Belgaum   | ... | ... | ... | 1,927  |
| Bijápur   | ... | ... | ... | 5,619  |
| Dhárwár   | ... | ... | ... | 8,373  |
| Kánara    | ... | ... | ... | 527    |
| Kolába    | ... | ... | ... | 7,285  |
| Ratnágiri | ... | ... | ... | 589    |
|           |     |     |     | 24,320 |

## 6. Miscellaneous Land Revenue.

(Column 11 of Appendix I.)

## NORTHERN DIVISION.

There is a net decrease of Rs. 1,62,474 under this head. Surat, however, shows an increase of Rs. 62,981 on account of extensive sale of bábul trees. This increase has been more than counterbalanced by smaller realizations in other districts from the sale of grass, trees and occupancy rights of land.

## CENTRAL DIVISION.

All districts, except Násik and Poona, show a shrinkage under this head, the net decrease being Rs. 1,27,629. The reduction is most marked in West Khándesh and Ahmednagar, in the latter district owing to smaller realizations of grazing fees. In West Khándesh it was due to smaller realizations on account of occupancy price and grazing fees.

## SOUTHERN DIVISION.

There was a net increase of Rs. 1,971 as shown below:—

|           |     |     |       | Rs.   |
|-----------|-----|-----|-------|-------|
| Belgaum   | ... | ... | ... + | 9,428 |
| Bijápur   | ... | ... | ... + | 1,901 |
| Dhárwár   | ... | ... | ... — | 825   |
| Kánara    | ... | ... | ... — | 3,030 |
| Kolába    | ... | ... | ... — | 448   |
| Ratnágiri | ... | ... | ... — | 5,055 |
|           |     |     |       | 1,971 |

In Belgaum the increase is chiefly due to recovery of previous years' scale di, in Bijápur to increase in receipts from items of fluctuating nature.

The decrease in Dhárwár is due to fewer fines under section 148, Land Revenue Code, in Kánara to large arrears of betta assessment recovered last year, and in Kolába and Ratnágiri to decrease in receipts from fluctuating items and occupancy price.

## 7. Remissions.

(Column 22 of Appendix I.)

## NORTHERN DIVISION.

The total remissions granted during the year under report amounted to Rs. 7,10,688 as against Rs. 1,94,186 during the year 1917-18, and show an increase of Rs. 5,16,502 which is due to the failure of the rains necessitating

large remissions of water rate under rule 7 of the remissions and suspensions rules. The bulk of the remissions was in Ahmedabad, Kaira and Broach districts, as shown below :—

|           |     |     | Rs.      |
|-----------|-----|-----|----------|
| Ahmedabad | ... | ... | 1,39,113 |
| Kaira     | ... | ... | 3,28,622 |
| Surat     | ... | ... | 1,62,798 |

Of Rs. 3,28,622 in the Kaira district Rs. 2,06,916 represent automatic remissions of past years' suspended amounts and Rs. 1,21,646 represent remissions of water rate, the remainder being due to miscellaneous causes. Of Rs. 1,39,113 in the Ahmedabad district Rs. 91,906 are on account of water rate remissions, Rs. 1,122 automatic remissions and Rs. 43,719 represent the percentage remissions on the introduction of revision settlement (Government Resolution No. 4798, dated 18th May 1911) and Rs. 931 represent the remission of jama granted to the Bavaliara estate as compensation in lieu of customs and other rights. The remainder represent miscellaneous remissions. The remissions of Rs. 1,62,798 in Surat chiefly represent remissions on account of water rate, especially in the Northern Sub-Division.

#### SOUTHERN DIVISION.

The total remissions including reductions of assessment on account of revision settlements amounted to Rs. 1,80,385 against Rs. 55,929 in the previous year. The details are :—

|  | Rs.             |
|--|-----------------|
| (i) Reduction of assessment on account of revision settlement and remissions according to Igatpuri rules   | 8,810           |
| (ii) Amounts written off as irrecoverable  | 1,116           |
| (iii) Demands cancelled  | 1,203           |
| (iv) Remission of water rate owing to failure of water for irrigated crops in Dhárwár and Bijápur  | 1,29,664        |
| (v) Remission on account of fodder famine in Belgaum   | 3,672           |
| (vi) Remission on account of destruction by fire (in Kánara and Kolába)  | 2,481           |
| (vii) Remission for good recruiting work in Belgaum  | 651             |
| (viii) Remission to soldiers in Ratnágiri  | 21,532          |
| (ix) Remission of the assessment of land held revenue-free in khoti villages in Ratnágiri district (Government Resolution No. 6352, Revenue Department, of 8th September 1904)                       | 1,671           |
| (x) Remission of the assessment on gaothan holdings in khoti villages in Ratnágiri (Government Resolution No. 4869 of 26th May 1914)   | 1,174           |
| (xi) Special remission to khots in Devgad taluka (Ratnágiri) (Government Resolution, Revenue Department, No. 3718 of 2nd June 1902)  | 1,414           |
| (xii) Life remission granted to the widow of the late Bilgi Chief in Kánara  | 282             |
| (xiii) Remissions on account of good preservation of tahals in Kolába; destruction by wild elephants in Kánara; japti expenses of attached khoti villages in Ratnágiri; and water-logging in Belgaum | 6,715           |
|  | <u>1,80,385</u> |

#### 8. Suspensions.

(Column 23 of Appendix I.)

#### NORTHERN DIVISION.

The suspensions granted during the year under report amounted to Rs. 58,51,168 as against Rs. 2,31,999 during the previous year. The increase of Rs. 56,19,169 is due to the general failure of rains during the year under report.

The amounts suspended in the various districts are as under :—

|              |     |     | Rs.              |
|--------------|-----|-----|------------------|
| Ahmedabad    | ... | ... | 12,61,649        |
| Kaira        | ... | ... | 21,36,470        |
| Panch Maháls | ... | ... | 1,98,451         |
| Broach       | ... | ... | 11,94,612        |
| Surat        | ... | ... | 3,82,944         |
| Thána        | ... | ... | 6,77,042         |
|              |     |     | <u>58,51,168</u> |

### SOUTHERN DIVISION.

The suspended arrears at the end of the year amounted to Rs. 19,83,265 against Rs. 15,663 at the end of the previous year. This includes Rs. 19,57,581 suspended on account of current year's land revenue owing to scarcity as detailed below :—

| District. |     | No. of villages. | Amount.<br>Rs.   |
|-----------|-----|------------------|------------------|
| Belgaum   | ... | 204              | 3,50,054         |
| Bijápur   | ... | 503              | 5,83,749         |
| Dhárwár   | ... | 355              | 4,49,061         |
| Kánara    | ... | 500              | 1,24,516         |
| Kolába    | ... | 613              | 3,78,834         |
| Ratnágiri | ... | 65               | 71,367           |
|           |     | Total ...        | <u>19,57,581</u> |

The details of the remaining suspended revenue are :—

|               |  |
|---------------|--|
| Rs.           |  |
| 12,444        | Resuspended out of last year's suspensions.  |
| 1,233         | On account of lands submerged under Dhupdal Storage in Belgaum district.                                   |
| 4,850         | On account of altered assessment on building-plots at Hubli suspended on account of disputed measurements. |
| 7,157         | Japti expenses of attached khoti villages in Ratnágiri.  |
| <u>25,684</u> |  |

### Extract.

### CENTRAL DIVISION.

G. MONTBATH, Esq., I. C. S., Collector, East Khándesh.

Suspensions of land revenue, owing to the failure of crops consequent on deficient rainfall, were originally announced to the extent of Rs. 3,77,000. Of this, however, Rs. 2,24,350 were paid voluntarily by land-holders. The Khándeshi prefers paying up, if possible, at the proper time to the prospect of double payment in the ensuing year.

### 9. Revenue for collection.

(Column 21 — columns 22 + 23 of Appendix I.)

### NORTHERN DIVISION.

The net consolidated demand (exclusive of remissions and suspensions) during the year under report amounted to Rs. 48,62,850 as against Rs. 1,12,19,971 during the previous year. The decrease is due to the large amount of remissions and suspensions granted during the year under report on account of the unsatisfactory condition of the year.

## SOUTHERN DIVISION.

The total consolidated land revenue for collection including Local Funds and excluding collections in previous years of current revenue and remissions and suspensions was Rs. 82,08,405.

## 10. Collections.

(Column 24 of Appendix I.)

## NORTHERN DIVISION.

Out of the net demand of Rs. 48,62,850 referred to above, Rs. 48,05,024 were collected, giving a percentage of 98·8 as against 99·6 during the preceding year. The percentage of collection for each of the districts in the Northern Division during the year is as under :—

|              |     |     |     |      |
|--------------|-----|-----|-----|------|
| Ahmedabad    | ... | ... | ... | 99·3 |
| Kaira        | ... | ... | ... | 68·6 |
| Panch Maháls | ... | ... | ... | 99·6 |
| Broach       | ... | ... | ... | 100  |
| Surat        | ... | ... | ... | 100  |
| Thána        | ... | ... | ... | 97·6 |

The low percentage in Kaira is explained by the Collector as below :—

“ The year being one of great scarcity owing to the scanty rainfall, the whole of the current year's demand was ordered to be suspended, and remission was granted in respect of the himayat assessed on kyari lands. The suspended arrears of previous years also became due for automatic remission and they were accordingly remitted. Collection was only allowed in respect of unauthorized arrears, and in cases in which the inámdárs or superior holders did not grant corresponding remission or suspension to their tenants (section 84A, Land Revenue Code). Some of these cases were brought to light late in the year and hence certain amounts under the head of ‘suspensions’ had to be converted into unauthorized arrears.”

## SOUTHERN DIVISION.

The total collections amounted to Rs. 81,86,402, the percentage being 99·7.

The percentages by districts on the total demand are as under :—

|           |     |     |     |      |
|-----------|-----|-----|-----|------|
| Belgaum   | ... | ... | ... | 99·6 |
| Bijápur   | ... | ... | ... | 99·8 |
| Dhárwár   | ... | ... | ... | 99·9 |
| Kánara    | ... | ... | ... | 99·9 |
| Kolába    | ... | ... | ... | 99·8 |
| Ratnágiri | ... | ... | ... | 98·6 |

The collection work is satisfactory.

## 11. Balances.

(Column 23 “Suspended” + column 26 “Unauthorized” of Appendix I.)

## NORTHERN DIVISION.

The outstanding balance at the close of the year under report was Rs. 59,08,994 as against Rs. 2,68,280 on 31st July 1918. The former amount is made up of suspensions referred to above and the unauthorized arrears amounting to Rs. 57,826. Of the latter amount Rs. 38,247 were on account of the year under report and Rs. 19,579 for previous years. The unauthorized arrears of Rs. 57,826 are distributed as under :—

|              |     |        |
|--------------|-----|--------|
|              |     | Rs.    |
| Ahmedabad    | ... | 3,159  |
| Kaira        | ... | 30,838 |
| Panch Maháls | ... | 690    |
| Broach       | ... | ...    |
| Surat        | ... | ...    |
| Thána        | ... | 23,139 |
|              |     | <hr/>  |
|              |     | 57,826 |
|              |     | <hr/>  |

## SOUTHERN DIVISION.

The balance outstanding at the close of the year was Rs. 20,05,268 (authorised Rs. 19,83,265 plus unauthorised Rs. 22,003) against Rs. 22,544 on 31st July 1918. Of the unauthorised arrears of Rs. 22,003, Rs. 19,499 represent arrears on account of current year's demand and Rs. 2,504 on account of former year's arrears against Rs. 4,255 and Rs. 2,626 respectively outstanding on 31st July 1918. Out of the unauthorised arrears, Rs. 3,511 are considered to be irrecoverable.

## 12. Takávi Advances, Recoveries and Balances.

*Appendix II.*

## NORTHERN DIVISION.

The total amount advanced as tagái under both the Acts was Rs. 80,45,516 as against Rs. 75,088 during the previous year. The large increase of Rs. 79,70,428 was due to the failure of the monsoon. As mentioned above there was severe scarcity in the three northern districts of Gujarát and a part of the Broach district and tagái was the chief weapon with which it was fought. Liberal advances were given for constructing new or repairing old and digging kacha wells and for the purchase of fodder and seed. The scarcity of fodder was very severe and every encouragement was given to the people to raise fodder crops by irrigation and Government grass was given as tagái to the cultivators for the preservation of useful cattle.

In Ahmedabad and the Panch Maháls the advances exceeded the Land Revenue demand of the year. In Kaira they nearly equalled while in Broach they were nearly double the Land Revenue suspended.

Of the total outstandings of Rs. 16,33,728 at the beginning of the year 1918-19, Rs. 69,089 were recovered, Rs. 3,04,833 were suspended and Rs. 359 were written off, leaving Rs. 3,645 as unauthorised arrears. In Broach and Surat there were no unauthorised arrears while in other districts of the Division such arrears were as shown below:—

|              |     |                 |
|--------------|-----|-----------------|
|              |     | Rs.             |
| Ahmedabad    | ... | 1,446           |
| Kaira        | ... | 1,721           |
| Panch Maháls | ... | 25              |
| Thána        | ... | 453             |
|              |     | Total ... 3,645 |

In addition to the collections mentioned above, *viz.*, Rs. 69,089, Rs. 5,541 were voluntarily paid by borrowers towards future demands. The following table shows the net financial results to the State of its agricultural loan business during the year 1918-19 and each of the five preceding years:—

| Year.   | Advances made. | Collections. |           | Amount written off. |
|---------|----------------|--------------|-----------|---------------------|
|         |                | Principal.   | Interest. |                     |
|         | Rs.            | Rs.          | Rs.       | Rs.                 |
| 1913-14 | 2,77,307       | 17,92,710    | 4,23,648  | 17,638              |
| 1914-15 | 1,86,036       | 12,45,809    | 3,13,514  | 10,563              |
| 1915-16 | 3,51,291       | 3,24,454     | 90,285    | 3,020               |
| 1916-17 | 11,277         | 8,80,844     | 3,20,782  | 1,670               |
| 1917-18 | 75,098         | 5,95,622     | 1,39,161  | 2,032               |
| 1918-19 | 80,45,516      | 57,066       | 12,023    | 359                 |

The tagái works were inspected by Sub-Divisional Officers, Mámlatdárs and Circle Inspectors. There were 16 cases of misappropriation in the Kaira district and the amount of tagái advanced in those cases was fully recovered.

In the affected areas tagái dues were suspended along with the Land Revenue collections. Tagái Return No. IX (Principal and Interest) accompanies.

Tagái was also granted for maintenance to the Talukdars of Ahmedabad, Kaira and Broach; to Maleks of Thásra and to Naiks in the Panch Maháls and also to the Weavers and Rabaris in the Ahmedabad and Kaira districts. During the cultivating season maintenance tagái was also given to the cultivators. The following table shows the allotments made under Classes II, III and V during the year :—

| Class II—Loans to Talukdars<br>for maintenance— |     | Rs.             | Class V—     |     | Rs.           |
|---|-----|-----------------|--------------|-----|---------------|
| Ahmedabad                                       | ... | 92,000          | (a) Rabaris— |     |               |
| Kaira   | ... | 39,000          | Ahmedabad    | ... | 51,500        |
| Panch Maháls                                    | ... | 10,000          | Kaira        | ... | 21,693        |
| Broach  | ... | 14,000          |              |     |               |
|   |     | <u>1,55,000</u> |              |     | <u>73,193</u> |
| Class III—                                      |     |                 | (b) Weavers— |     |               |
| Maleks of Thásra (Kaira)                        | ... | 15,000          | Ahmedabad    | ... | 20,000        |
|   |     | <u>15,000</u>   | Kaira        | ... | 500           |
|   |     |                 |              |     | <u>20,500</u> |

In order to cope with heavy tagái work in all the districts of the Division 53 clerks were entertained during the year under report. These have been continued and 23 additional clerks and 8 Aval Kárkúns have been employed since the close of the year.

The grant of tagái this year more appropriately falls under the head "Famine Relief", and so has been more fully discussed in the divisional famine report.

#### CENTRAL DIVISION.

One of the principal items in the Government's famine policy was a liberal and expeditious distribution of takávi. In a normal year the requirements of the Central Division are met by the grant of takávi loans to the extent of about Rs. 6 lákhs. In the year 1918-19 over 74 lákhs were advanced for land improvement, wells, and the purchase of bullocks, seed and fodder. The capital outstanding debt, which was 15½ lákhs in 1917-18, rose to 88½ lákhs.

The following figures show advances, collections (exclusive of interest) and suspensions :—

|   | Rs.       |
|---|-----------|
| Amount advanced   | 74,19,764 |
| Demand put down for collection                                  | 4,19,661  |
| Amount collected  | 1,06,637  |
| Amount suspended  | 3,03,933  |
| Amount written off  | 52        |
| Balance outstanding of the total amount put down for collection | 9,089     |
| Total outstanding debt (principal) at the close of the year     | 88,67,493 |

The following table shows advances, recoveries, and remissions during the year 1918-19 and the five previous years :—

| Year.   | Total amount advanced. | Total recoveries (principal). | Interest recovered. | Amount written off. |
|---------|------------------------|-------------------------------|---------------------|---------------------|
|         | Rs.                    | Rs.                           | Rs.                 | Rs.                 |
| 1913-14 | 7,58,675               | 5,84,588                      | 1,74,354            | 9,874               |
| 1914-15 | 2,71,462               | 10,53,507                     | 3,98,332            | 2,338               |
| 1915-16 | 66,383                 | 11,53,506                     | 3,23,645            | 2,378               |
| 1916-17 | 27,377                 | 8,47,276                      | 2,69,783            | 690                 |
| 1917-18 | 28,452                 | 4,96,786                      | 1,50,996            | 1,490               |
| 1918-19 | 74,19,764              | 1,06,637                      | 29,414              | 54                  |

In West Khándesh, East Khándesh, Násik and Sátára loans under the Land Improvement Loans Act were chiefly given for wells. In West Khándesh and Sátára the amounts advanced for land improvement were:—

|               |              |
|---------------|--------------|
|               | Rs.          |
| West Khándesh | ... 1,51,240 |
| Sátára        | ... 3,65,691 |

In Násik Rs. 1,63,988 and in Sátára Rs. 3,39,903 were advanced for the purchase of fodder.

It is reported that in West Khándesh and Sátára most of the takávi works were inspected by Revenue officers. Misapplication was detected in 86 cases in Sátára, and in a few cases in West Khándesh and Sholápur. No cases of misapplication were discovered in Poona.

### SOUTHERN DIVISION.

The subjoined table shows the tagái transactions during the year ending 30th September 1919.

Scarcity conditions increased the demand considerably over the average of past years. It was chiefly granted for wells and cattle.

It will be necessary to pay special attention to the inspection of these works in the present season and Collectors have been so informed. I notice that in Bijápur out of 2,176 tagái works in progress, 59 were visited by the Pránt Officers, 198 by the Special Kárkúns and only 71 by the 8 Mámlatdárs. If a Mámlatdár in Bijápur who submits monthly diaries is not directed to improve his inspection work when he is inspecting only 9 tagái works a year, it would appear that supervision of his work is lacking in that district.

In Belgaum and Dhárwár all tagái works were inspected either by the Pránt Officers or by the Mámlatdárs and Circle Inspectors.

Cases of misapplication of tagái advances were noticed in Bijápur and Dhárwár and some of the loans were recovered summarily.

The balance outstanding for collection is small.

| District  | Amount advanced.                  |                               |              | Demand put down for collection. | Amount collected. | Mutations. | Suspensions. | Amount written off. | Balance. | Total outstanding debts. | Remarks. Voluntary Payments.   |
|-----------|-----------------------------------|-------------------------------|--------------|---------------------------------|-------------------|------------|--------------|---------------------|----------|--------------------------|--------------------------------|
|           | Under Land Improvement Loans Act. | Under Agricultural Loans Act. | Total.       |                                 |                   |            |              |                     |          |                          |                                |
| 1         | 2                                 | 3                             | 4            | 5                               | 6                 | 7          | 8            | 9                   | 10       | 11                       | 12                             |
| Belgaum   | Rs. 1,96,275                      | Rs. 1,52,804                  | Rs. 3,49,079 | Rs. 14,265                      | Rs. 19,661        | —          | —            | —                   | Rs. 638  | Rs. 4,36,619             | *1,306.                        |
| Bijápur   | 4,11,809                          | 2,54,065                      | 6,65,874     | 34,965                          | 36,189            | —          | 13,334       | 150                 | 158      | 6,54,687                 | 72,536.                        |
| Dhárwár   | 23,155                            | 2,54,355                      | 2,77,510     | 54,111                          | 79,566            | 327        | 7,655        | —                   | 51       | 4,46,943                 | 2,555 overcollections, 9-13-0. |
| Eánara    | 1,950                             | 1,34,507                      | 1,36,457     | 11,941                          | 11,344            | —          | 341          | —                   | 36       | 1,45,475                 | 529 overcollections, 0-13-0.   |
| Kolápa    | 2,000                             | 80,741                        | 82,741       | 1,734                           | 1,411             | —          | 323          | —                   | —        | 89,313                   |                                |
| Ratnágiri | 6,030                             | 53,074                        | 59,104       | 925                             | 792               | —          | 135          | —                   | 2        | 62,151                   | Overcollections, 3-15-0.       |
| Total     | 5,98,960                          | 4,89,559                      | 10,88,519    | 152,065                         | 1,50,963          | 327        | 22,229       | 150                 | 906      | 10,96,155                |                                |

### 13. Area.

(Columns 10, 11 and 12 of Appendix III.)

### NORTHERN DIVISION.

A comparison of the occupied assessed area in the Division during the preceding year (54,95,753 acres) with that during the year under report (53,00,551) shows a net decrease of 1,95,202 acres. This large decrease is mainly accounted for by the fact that about 1,53,949 acres of talukdári land in the Ahmedabad district were transferred during the year under report, from



column 10 (ordinary tenure) to column 9 (land free or specially reduced) of Táluka Form VIIIA, in accordance with the revised instructions in the Manual of Revenue Accounts. (Correction Slip on page 202 of the Revenue Accounts Manual.) The decrease was also due to the following causes:—

- (1) Measurement and other corrections.
- (2) Land assigned for public or special purposes.
- (3) Relinquishment.
- (4) Forfeitures.

#### CENTRAL DIVISION.

The area of occupied assessed land (columns 10, 11 and 12) was 1,67,03,429 acres as against 1,66,72,554 acres in the preceding year. The district variations are:—

|               | Acres.      |
|---------------|-------------|
| Ahmednagar    | ... + 276   |
| East Khándesh | ... + 212   |
| West Khándesh | ... + 8,564 |
| Násik         | ... - 1,921 |
| Poona         | ... - 64    |
| Sátára        | ... + 4,734 |
| Sholápur      | ... +19,074 |
|               | <hr/>       |
| Total         | ... +30,875 |

The increase in West Khándesh is due to new grants for cultivation. In the Sholápur district the increase is nominal; 19,045 acres of forest land previously granted on the restricted tenure having been disafforested were brought on the revenue accounts as cultivated land. In Sátára the increase is due to the introduction of survey settlement in certain inám villages. The decrease in Násik is due to the transfer of the village of Wadisalher (Báglan) to His Highness the Gaikwad.

#### SOUTHERN DIVISION.

There has been a net decrease of 501 acres in the occupied area as shown in the margin.\* The decrease in Belgaum, Dhárwár and Kánara is due partly to relinquishments and partly to forfeitures, and in Bijápur partly to resumption of inám lands and partly to correction of errors. The increase in Kolába is due to waste land given out for cultivation and in Ratnágiri to the introduction of survey settlement in one inám village.

|                    |         |
|--------------------|---------|
| *Belgaum           | - 119   |
| Bijápur            | - 126   |
| Dhárwár            | - 2,888 |
| Kánara             | - 1,298 |
| Kolába             | + 304   |
| Ratnágiri          | + 3,615 |
| Total net decrease | ... 501 |

#### 14. Coercive Processes.

(Appendix V.)

#### NORTHERN DIVISION.

The number of notices issued during the year was 4,890 as against 11,142 during the previous year and shows a decrease of 6,252. Action under section 148 of the Land Revenue Code was taken in 111 cases as against 1,418 in the previous year. There were only 3 cases of distraint and sale of moveable property during the year as against 1,088 during the previous year and they were confined to the Thána district alone. There were 15 cases of forfeiture under section 153 of the Land Revenue Code as against 71 during the preceding year. Action under section 155 had to be taken during the year in one case only. It might be mentioned here that last year the figures of coercive process were abnormal on account of the Passive Resistance movement.

## CENTRAL DIVISION.

Coercion was used with due regard to the condition of the people. Seven hundred and eighty-five notices under section 152 of the Land Revenue Code were issued, 75 per cent. of them in West Khándesh. Penalty for delay was recovered in 682 cases, Sátára having half the number. Distraint and forfeiture were resorted to in 16 and 12 cases respectively.

## SOUTHERN DIVISION.

The following table compares the extent of coercion in the different forms employed for collection of revenue :—

| Year.   | Number of notices of demand issued under section 152, L. R. Code. | Penalty under section 148, L. R. Code. | Distraint and sale of moveable property under section 154, L. R. Code. | Sale of immoveable property other than land under section 155, L. R. Code. | Forfeiture and sale of occupancy, section 153, L. R. Code. |
|---------|---|--|--|--|--|
| 1918-19 | 1,622   | 4,154                                  | 400  | .....  | 160  |
| 1917-18 | 3,176   | 10,019                                 | 170  | .....  | 162  |

The decrease in the number of notices is shared by all the districts except Belgaum. The persons proceeded against under section 148 decreased in all the districts. The number of cases under section 154 increased to some extent in Ratnágiri, Dhárwár and Kolába and decreased in the other districts. The number of cases under section 153 slightly increased in Bijapur and Dhárwár.

The provisions of section 148 were judiciously used in all the districts and on account of the difficulties of the cultivators were resorted to as sparingly as possible. In Kolába and Ratnágiri there was very little need for this step.

There are 3 Forest Maháls in Kánara and 2 in Belgaum. The collections and administration were satisfactory.

The year was one of the worst on record as there was not only a food and fodder famine but prices were abnormally high. In spite of this, labour was not easy to obtain and wages remained high.

## 15. Trade and Industries.

## NORTHERN DIVISION.

Four new factories were added to the already existing number in the Ahmedabad district and one was dismantled. The total number of factories in the Ahmedabad district thus stood at 124 during the year 1918-19. One engineering factory is in the process of being dismantled. In spite of the cessation of hostilities, materials were difficult to obtain from abroad, but that however did not interfere much with the commercial development of the city. Owing to the absence of foreign competition, the Mill owners made enormous profits and half a dozen new mills are likely to be added to the existing number. As regards the Ahmedabad Mill Industry, Mr. Chatfield writes as under :—

“ The Mill Industry made considerable profits during the year and is in a flourishing condition chiefly because the conditions which prevailed in war time are still prevailing. High prices, lack of English competition, and an enormous demand both in this country and the East combine to maintain the wave of prosperity or even to raise it higher.”

In the Kaira district, the handloom and cloth printing industries continued to thrive but the demand for the articles produced was reduced owing to high prices resulting from the high prices of yarn and dyes. The two Mills in Nadiád did well and made good profits. Although the outturn of tobacco in the Kaira district was much less it fetched high prices and was sold at 25 rupees per maund. The mango crop also was fair in the district and the fruit was largely exported to Bombay and Káthiáwár. The bangle manufacture and soap making industries in Kapadvanj town and the newly started washing soda factory could not work well as very little “ oose ” could be had in the táluka owing to want of moisture in the soil.

As regards the dairy business in the Kaira district, Mr. Blathwayt, the Collector, writes :—

“The dairy business continued to thrive as there was a good field for the export of butter outside India for military purpose. The exhortations of Shankaracharya and the Home Rulers that milk should not be sold to these dairies as local prices are increased thereby had no effect on the milk suppliers, who make large profits from the sale of their milk to their dairies. Casein was also exported out of India, but not on a very large scale.”

In the Panch Maháls the timber and other trades were adversely affected by the transport difficulties. Besides there was a rapid fall in the prices of timber and hides which had temporarily risen on account of military requirements and many timber merchants who had purchased timber at high prices, in hopes of realizing large profits, suffered heavy losses. The Sunth Road glass factory which had been closed for want of materials as stated in the previous report has been leased to a company from Ahmedabad and has started work. The manganese mines at Shivrájpur and Bamankuva did well.

The chief industry of the Broach district is connected with cotton. As the season was unusually early and the yield below normal the ginning factories were closed earlier than usual. There were great fluctuations in the cotton market and the agriculturists who waited in hopes of realizing high prices later in the season had to sell their stocks at low prices. The spinning and weaving mills in the city were busy all the year round and made handsome profits. In connection with the grain trade of Broach city, Mr. Kissan, the Collector of Broach, remarks :—

“Owing to the failure of the crops, rice, wheat, gram and other food-grains were imported into the district by licensed wholesale merchants. Broach is a distributing centre for grain. It imports grain both by rail and water and exports it to Bhávnagar and Cambay by water and to the surrounding Native States of Rájpipla and Baroda. The export of grain was stopped and the prices of rice, wheat, jowári, etc., were controlled. But in spite of the measures taken to check export and profiteering grain merchants during the year have made considerable profits.”

The river-borne trade at the port of Broach showed an improvement over that of the preceding year. The remarks of Mr. Kissan on the river-borne trade are reproduced below :—

“Total imports were of the value of Rs. 27,19,781 against Rs. 21,21,161 in the previous year. The imports consisted chiefly of cocoanuts, wet dates, sugar, ghee, grain, timber and mhowra flowers. The total exports were of the value of Rs. 19,90,877 against Rs. 13,00,867 in the previous year, and were chiefly of cotton seeds, bamboos and mhowra flowers. But the export of mhowra flowers amounted to only 15,278 maunds against 88,743 and the import to 16,050 maunds against 12,490.”

In the rural areas of the Surat district the main industry consists of cotton ginning. Mr. Rothfeld's remarks in connection with co-operative gins are given below :—

“It is to be regretted that no movement has yet been set on foot to start and run co-operative gins. Both for the sake of the prosperity of the cultivating classes and in order to minimize the adulteration of cotton seed, it seems necessary that as many gins as possible should be owned by Co-operative Societies.”

There was some increase in ship-building in the Bulsár táluka, but the supply was far below the demand for country crafts.

The remarks of Mr. Rothfeld in connection with the gold and silver thread industry and brocade and silk weaving, being interesting, are reproduced below :—

“Within the city the most important and certainly the most interesting industries are those in gold and silver thread, in the gold brocade known as kincob, and in silk. The prices of the precious metals and the difficulty of obtaining the alloyed European wire to which the trade has lately unfortunately become accustomed, have to some extent lessened the output of gold and silver thread. In the kincob and silk industries changes are also unfortunately taking place. The absence of good taste in the public, and the growing fashion, especially among women, for such fabrics as English lace petticoats and similar lingerie are tending to destroy the supply of good indigenous

brocades and silks. It is very desirable to try to train the local market and especially the public taste in a sure knowledge of what is really good and what is only cheap and nasty. The kincob industry, however, maintains itself fairly well, and is certainly capable of producing many fine and costly patterns for which a ready market could be found among the cultivated classes in France and England, if only the local merchant could be brought in touch with importers of the right kind in those countries. An interesting development is that of a silk factory owned by a Parsi called Joshi which is turning out thick and strong watered silks which he sells entirely in France, and which are no doubt passed on by the French buyers as being genuine Lyons silk."

As usual the grass trade was very brisk, in the talukas of Párdi, Chikli and Bulsár. Grass was chiefly exported to Bombay and other famine-stricken tracts and was instrumental in saving many cattle. In Párdi 50 grass presses were at work whilst in Jalálpore grass was being baled by steam presses. The brick manufacturing industry in Bulsár and quarrying in Párdi did well. Bricks were exported to Bombay by sea. The leather and Indian cotton oil factories at Vejalpore, taluka Jalálpore, earned good profits, but the output of leather during the year under report was rather less owing to the want of sufficient colouring materials and turwad bark. In the Thána district the main articles of trade are rice, grass, timber, charcoal, bricks, salt and lime. Grass was exported in large quantities to Bombay and other famine-stricken tracts in Gujarát and Káthiáwár. Owing to the shortage of waggons most of the trade commodities referred to above were transported by boats which considerably raised the profits of the boat owners. In ordinary years for want of transport facilities grass in the Murbád taluka was wasted, but during the year under report owing to the prevailing famine conditions grass from that taluka was exported in head loads to the Gháts of Ahmednagar and Poona districts. The rice mills in Kalyán, Sháhpur and Bhiwndi were much handicapped on account of a shortage of paddy and difficulties in obtaining kerosine oil, but on the whole the mill owners have been benefitted on account of the high prices of rice. The export of the local rice in the Thána district was freely allowed as it was profitable for the cultivator to exchange his fine rice for the Rangoon rice, the import of which amounted to about 18,000 tons. The G. I. P. Railway and the Bombay Port Trust have opened extensive brick fields at Titwala station. A brick and tile factory is being constructed at Titwala by a private firm from Bombay. A brick and tile factory in the Inám village of Umbarde at a distance of about two miles from Kalyán is under construction. There are about 2,000 hand looms in Bhiwndi and it is estimated that these looms produced and exported about 20 lacs worth cloth (Saris and Khans) during the year.

On the whole trade throughout this division was brisk and yielded good profits.

#### CENTRAL DIVISION.

Trade in local produce was of course affected by the diminished supply though the higher prices obtained for cotton and jaggery amply compensated the growers and traders for the loss in outturn. In Ahmednagar most and in West Khándesh about half of the cotton-ginning factories were idle but in East Khándesh these factories continued to work till May and the spinning and weaving mills in Jalgaon and Amalner were busy throughout the year. There was a reduction of about 10 per cent. in the outturn of the spinning and weaving mill in Poona but this is reported to be due to a strike in September and October and to a subsequent shortage of hands. In Sholápur speculation in cotton in August 1918 resulted in heavy losses in the next three months after which a recovery took place. A serious crisis was averted by the concessions granted by the mills.

The Collector of East Khándesh reports :—

"It was expected that the weavers in some places—especially Párola and Erandol—would require some relief. Nothing of the sort happened. Their business was brisk and nothing had to be done for them. The fact is that there was plenty of money in the district and, poor crops and high prices notwithstanding, marriages went on as usual—there seemed to be, if possible, rather more marrying than usual—and no less money than usual was spent on them."

In Násik, too, weavers did fairly well and even in Ahmednagar, where conditions were most adverse, the industry managed to surmount the opposing difficulties.

### SOUTHERN DIVISION.

Except for the cotton industry we have no industries of any importance in the Southern Division. Trade suffered from restricted rail transport. Holders of food stocks were reluctant to bring their surplus to market. Large profits were made in grain and kerosine oil. The irregularity of cotton prices hit many speculators hard. Fodder scarcity stimulated the sale of cattle and inferior animals went to the butcher instead of wasting fodder that was badly required for healthy stock.

Ginning factories in the three Karnatak districts suffered owing to the failure of cotton crops. The Gokak Falls Mills which imported cotton from outside were kept running by means of steam for six months owing to failure of the water power. Hand-weaving at certain places like Ilkal, Guledgud, etc., which are noted for producing superior saris and khans continued to do well. In other places weavers had to abandon their industry owing to the high rise in prices of yarn and colour. In Bijapur weavers were given advances. Production of coarse blankets diminished owing to dearth of wool.

There are now two tile factories at Khánapur (Belgaum) but they lack capital and their appliances are crude. The tile factory at Manaki (Kánara) did not show any improvement in its working. A new tile factory was opened near Panwel in the Kolába district.

The Mango Pulp Industry in the Kánara district suffers from the prohibitive price of tin. It has moved to Ankola and has proved a stimulus to the cultivation of graft mangoes in the vicinity.

The Collector of Dhárwár considers that a trade in tarwad bark will soon be established.

The new Dandeli-Alnawar railway is open to forest traffic and has been found most useful.

The abnormal conditions depressed the betelnut and pepper trade of Kánara.

The Tata Hydro-Electric works at Kampoli in the Kolába district are in a prosperous condition. Similar works are being started by the same Company at Bhiwapuri in the same district. Graham Company propose opening large tanning and piece-goods industries by utilising tail water from the Tata Works.

An Industrial School has recently been opened at Mahád in the Kolába district where carpentry and masonry are taught. Before we deal with Technical Education it is necessary to supply the "primary" technical needs of the villages. Carpenters and masons are wanted everywhere and it is for this reason that for some years past I have been concentrating on small technical classes of this nature in Local Board schools.

### Extracts.

#### CENTRAL DIVISION.

G. MONTEATH, Esq., I.C.S., Collector of East Khándesh.

The numbers of gins and presses working during the year were 85 and 29 respectively. It was expected at the beginning of the year of report, owing to the decrease anticipated in the outturn of cotton, that the 'busy season' would not last more than a month or so. It proved to be otherwise. The busy season lasted in some places till near the end of May. As I have stated in my season report, the reason of this was partly that the original estimate of the cotton "annawari" was too low. Another cause was that the Khándeshi—a bit of a speculator, with a good deal of money in his pockets from the high rates for cotton which had recently prevailed—held up much of his produce from time to time in the expectation of prices rising still higher. This hope was not realised, and the cotton was eventually disposed of at rates a good deal

lower than might have been obtained. The result, however, was that factories did not get into full swing for some time—some till half way through March—and the working season was very considerably prolonged.

#### SOUTHERN DIVISION.

A. E. L. EMANUEL, Esq., I.C.S., Collector of Dhárwár.

One seems to hear much less of the village money-lender now. This may be a welcome result of the enormous spread of Co-operative Credit Societies in this district.

S. M. BHARUCHA, Esq., Collector of Kolába.

There is a great deal to be said about industrial enterprise in this district. The Tata Hydro-Electric Works at Campoli are in a prosperous condition. Similar works are being started by the same Company at Bhiwapuri in Karjat taluka. The works at Patnus in Mángaon taluka are under survey. Graham Company are going to open large tanning and piece-goods industries in the vicinity of Khopoli on the banks of the Patalganga River which is full of tail water from the Power House of the Tata Co

A factory to prepare tiles was opened recently near Panwel town; it is yet in an experimental stage.

There is a great demand in the Ghát districts for cart-wheels prepared at Panwel. The Indian drug pharmacy at Panwel continues to work well.

#### 16. Prices.

#### NORTHERN DIVISION.

Owing to the failure of crops during the year under report, to the limited facilities in importing supplies from outside on account of shortage of Railway waggons and to other causes too well known to be detailed here, the prices of all articles of food stuffs and other necessaries of life ruled abnormally high and were 20 to 50 per cent. higher than in the previous year. The prices of articles of foreign manufacture also continued high. The price of kerosine, a sheer necessity both with the poor and the rich, also maintained a high level. The control system afforded a much needed relief in the direction of supplying the necessaries of life. The opening of cheap grain shops throughout the Division at certain central places by local bodies and other charitably disposed philanthropists and famine relief committees helped a good deal in supplying cheap grain to the poorer classes and in checking profiteering. Burma rice took the place of jowári and bájri and may be said to have saved the situation to a great extent. The unprecedented high prices of ghee (butter) and milk have placed these articles almost beyond the reach of the poor classes. The remarks of Mr. Kissan, the Collector of Broach, in connection with cotton prices are given below:—

“The price of cotton varied from Rs. 200 to Rs. 350 per bhar of 24 kacha maunds of kapas (unginned cotton) compared with Rs. 320 to Rs. 408 in the previous year. The market opened strong, went up to Rs. 350, and then declined to Rs. 200. The fall in the price was due to the termination of the war. However, the lowest price would have appeared enormous a few years ago.”

The control system and the diligent supervision of all the officers concerned with regard to the importation and distribution of food stuffs alleviated the distress which would otherwise have been great on account of famine and transport difficulties.

The abnormal increase in prices has led to great economic unrest. We are passing through a transition stage. People cannot make up their minds to what extent the increase in prices is permanent and so how to order their future lives.

#### CENTRAL DIVISION.

The failure of crops in the Presidency and other provinces of India supervening upon the depletion of stocks during the war and the nearly exhausted condition of the railways forced prices up to towering heights, ranging from 25 to 100 per cent. above the unprecedented prices of 1917-18.

And if Burma and Australia had not been able to pour rice and wheat into Bombay, a large part of the population must have died of starvation. As it was crises occurred, but they were all averted before the public peace was disturbed and the situation was eventually stabilized by the Government control of transport and distribution and the opening of grain shops by public bodies. The pinch was most keenly felt by the classes subsisting on small fixed salaries, the wage-earners being able to secure an increase of wages sufficient for their primary needs.

#### SOUTHERN DIVISION.

Prices of food grains were high and railway transport was very difficult. Export was only permitted on passes. Rice and jowari were at  $4\frac{1}{2}$  seers the rupee most of the year. The normal for the last decade of the 19th century is shown to be about 11 and 18 seers. The want of jowari was felt severely and ragi was substituted. But for Government control prices would have risen enormously in smaller centres where only a few merchants would have been able to go to the expense of securing grain, and would have combined. The price of rice in the Southern Division depends on the price of Burma rice. The importations from Burma by Government together with the opening of cheap grain shops (112) in the division where such rice was sold under control at fixed prices saved thousands from semi-starvation. There was money in the country and to spare but no grain. Adequate steps were taken by the Controller to stock Kanara, Kolaba and Ratnagiri with rice before the monsoon. The price of cereals is bound to rise with the price of labour. Possibly this vicious cycle might be checked by granting extra facilities by way of tagai and irrigation for cereal cultivation. The cultivator will grow what pays him best and cotton, sugarcane and groundnut are more paying than jowari, hence our scarcity of grain and fodder.

In spite of bad crops the cultivators did well on account of the high prices received. Wages of labour rose to record rates and even then sufficient labour could not be procured. The "New Poor" classes with fixed incomes were hard hit and Government servants in the lower grades suffered severely. Foreign cotton cloth rose 2 to 3 times, while foreign woollen cloth, and ordinary goods like Dhoties and Saries rose 3 times its normal value.

The poorest classes in Kanara obtained relief by the free grant of "talichekki" (Sago palm pith) which mixed with ragi proved a good substitute for rice. Others were permitted to buy it at a price reduced from Rs. 4 to Re. 1 per tree.

One hundred and twelve cheap grain shops were opened with the aid of advances sanctioned by Government to the extent of Rs. 3,97,600. The organisation in Kolaba was excellent and reflects great credit on Mr. Bharucha. Kolaba exports rice to Malabar, Ratnagiri and Bombay and the high prices realised tempted cultivators to export in excess. Besides these shops, 3 cheap grain shops were opened in Ratnagiri by Co-operative Societies, and 39 were opened by local prices Committees—in Belgaum (8), Bijapur (9), Dharwar (6) and Kanara (16). In all these shops Rangoon rice was stocked and sold at cost price or at a little over cost price.

The price of fodder which was very scarce was unusually high. Late rains in November 1916 and 1917 damaged the rice crops and rice straw reserves were nil. Buffaloes feed chiefly on rice straw. In Belgaum and Bijapur kadbi was sold at six and ten times pre-war rates. The importation of grass from the military stacks at Manmad which was of the best quality and the throwing open of forest coupes for free grazing and grass cutting saved the situation. I considered that we were unnecessarily importing grass and employing railway transport which was badly needed elsewhere. Operations were started in the forests and eventually 100 lakhs were cut and supplied

| District.     | Number of shops. | Amount advanced by Government. |
|---------------|------------------|--------------------------------|
|               |                  | Rs.                            |
| Belgaum ...   | 2                | 13,500                         |
| Bijapur ...   | 23               | 32,600                         |
| Dharwar ...   | 11               | 1,54,000                       |
| Kanara ...    | 17               | 87,500                         |
| Kolaba ...    | 47               | 50,000                         |
| Ratnagiri ... | 12               | 1,10,000                       |
| Total ...     | 112              | 3,97,600                       |

to various districts. Cutting was allowed free in the Dharwar forests also. Grass depôts were opened in Belgaum, Dharwar and Bijapur. The Agricultural Department held demonstrations on prickly pear and plantain fibre feeding, but without result.

*Seed.*—In Dharwar the price of paddy seed rose from Rs. 8 to Rs. 50 per "her" (*i.e.*, 3 Bengal maunds). The Agricultural Department stored and distributed seed through Mamlatdars at cost price.

Kerosine and petrol were expensive and also for some time inadequate. Street lighting was reduced to a minimum. In Dharwar some small factories stopped for lack of kerosine oil. This situation did not however continue long, and the normal supply was soon assured. Kerosine oil and petrol are in the hands of big Combines. Basra holds large supplies and it would be convenient if these Government supplies could be exploited to break the Combine. Petrol sells in England at 3s. the gallon. In India we pay close on Rs. 3 which at the present exchange is 7s. although the transport charges are not a fraction of the charges to Europe.

#### Extracts.

#### CENTRAL DIVISION.

G. MONTEATH, Esq., I.C.S., Collector of East Khandesh.

Like a good many others, I was at first doubtful of good coming from the control system, but it has clearly justified itself in the broad results. There has been and continues to be a certain amount of evasion—to say nothing of bribery and other things—but I think criticism has lessened as the system has become established and people begin to realise what has been accomplished. Considering that Government are controlling a combination of perhaps the cleverest traders in the world—hereditary professionals—it is difficult to see that there is much cause for complaint against the general results.

#### SOUTHERN DIVISION.

J. H. E. TUPPER, Esq., I. C. S., Collector of Kanara.

There was a partial failure of crops owing to the erratic monsoon. The district grows practically nothing but rice (except spices) and in spite of this its normal outturn of rice is about 10,000 tons short of local consumption. The crop failure, partial only though it was, raised this normal deficit of 10,000 tons to alarming proportions, with the result that there was a reduction of stocks to above 40 per cent. below normal and prices began to soar. The ordinary sources of import were cut off, and the district lacked capital or enterprise to import from new and distant sources. The district was faced with the prospect of starvation and famine-prices unless stocks could somehow be imported before May 1919 to feed the people of the coastal tract, which is cut off from all communications with the outside world between May and September, there being no railways and sea-communication ceasing during the monsoon months. Arrangements were made, with the assistance of the Director of Civil Supplies, under which Messrs. Steel Brothers and their Agents Khote and Company of Bombay succeeded in importing 10,000 tons of Burma rice. 6,500 tons were bought up at the various ports before the rice was even landed and the remaining 3,500 tons were held by Khote and Company to the Collector's order in the four ports of Karwar, Kumta, Honavar and Bhatkal. Frantic attempts were made to get the Collector to sell the whole of this reserve of 3,500 tons before the end of May, it being represented that it was impossible to supply immediate local needs without it. All demands were resisted and only the local cheap-grain shops, 17 in number and financed to the extent of Rs. 37,500 by Government, were allowed to draw on the reserve. If the Collector had yielded to clamour and let out the reserve stock, it would have gone off immediately and the short supplies of local rice would then have been dribbled into the market at prices which would have defied control. By maintaining the greater part of the reserve intact and selling the rest only in the cheap grain shops which were under perfect control, the concealed stocks of local rice were gradually drawn on to the market and were sold at reasonable prices. The people could always get Burma rice at the cheap grain shops at 5½ seers to the rupee and the would-be profiteers were seldom able to raise the rates for local rice much above 4½ seers to the rupee. The steadily improving prospects of the season helped to bring out the local stocks in increasing quantities, but how narrow was the margin of safety is shown by the fact that the entire reserve supply was swept up the moment it was let out on the 1st October, and requests for permits to import rice to the extent of about 3,000 tons poured in.

The policy of maintaining reserve stocks had been so completely successful that it had drawn out the entire stocks of local rice. Hence the rush on Burma rice the moment it was let out and the heavy demand for fresh imports.



The control of prices has been completely successful. Since April last Burma rice has been selling at Rs. 14-3-6 a bag in Karwar, while in surrounding districts prices have varied within wide limits, rising to Rs. 32 in S. Kanara, Rs. 24 in adjoining Portuguese territory, and to heights far above Kanara rates in the adjoining parts of Belgaum and Dharwar districts. It was the maintenance of the reserve stocks at the four ports, and this alone, which made it possible to obtain these very satisfactory results, for which expressions of gratitude have been general and genuine.

## 17. LABOUR AND WAGES.

### NORTHERN DIVISION.

The supply of labour which was already inadequate was further curtailed by the havoc wrought by influenza, to which a number of able-bodied men of the lower classes from which labourers are drawn succumbed. The fact that those who recovered were rather weak for months afterwards, added to the difficulty. The rise in prices of all articles of food-stuffs naturally tended to increase the wages, but they have not risen in the same proportion in which prices have risen. With the industrial development all round the demand for labour is on the increase and wages show a tendency to rise still higher.

With regard to mill labour in Ahmedabad Mr. Chatfield writes :—

“The mill industry is in continual want of labour and if an eight hours’ day is introduced in place of the present 12 hours’ day that demand will quickly be doubled. The demand for labour and the good wages to be had in Ahmedabad affect labour throughout the whole district, including the agricultural tracts. The standard of living is lamentably low, however, largely owing to the fact that the mill hands are recruited from the lowest classes to be found in villages, Dheds, Wagrís and other outcasts. They are too ignorant to be dissatisfied with the filthy accommodation which is all they can obtain or to have any idea of recreation beyond the drinkshop. Yet even amongst the mill hand population there is a constant tendency to demand higher wages, due chiefly to a knowledge of the great profits which are being made in the cotton trade. The 35 per cent. bonus which they obtained as the result of the struggle in February and March 1918 is now ceasing to satisfy them and a further increase of wages or bonus is in course of being conceded to them.”

On account of the failure of rains there was not a keen demand for field labour in the three northern districts of the Division but the collection of fodder gave employment to many labourers early in the season. Fields were swept clean and fragments of grass were sold as fodder. This is one of the reasons why relief works were not required to be opened immediately the rains failed. The grant of tagai on a liberal scale and the demand for labour in towns prevented the Relief Works from being overcrowded although the rates of wages had been increased to provide a living wage to the labourers. There was ample demand for labour in towns, and only weak, timid and inferior kind of labourers were attracted to the work.

The emigration of a large number of people from the Surat district to South Africa, Fiji, etc., and the very large number of men recruited to the labour corps have reduced the indigenous supply of labour in that district, but the shortage is to some extent being filled up by a considerable influx of labourers from Kathiawar. With regard to the “Hali System” prevailing in the district Mr. Rothfeld writes :—

“The ‘Hali’ system is the curse of this district, and reduces large numbers of the Kaliparaj to a condition of serfdom in which they are hopeless and inefficient. Their masters or owners are very apt to make use of the criminal law in order to stop them from acquiring independence, and I confess that in the interests of the district I should view with great pleasure the disappearance of Act XIII of 1859 from the India Acts.”

The wages of unskilled labourers varied from 8 to 10 annas per diem whilst those of skilled labourers varied from Re. 1 to Rs. 1-10-0 per day. In the Panch Mahals district only, the wages of the unskilled labourers have remained at from 4 to 5 annas per diem. This is due to the backwardness of the district and its remoteness from labour drawing markets.

It might be noted here that the rise in wages has seriously affected the recruitment of menials in Government service. In many districts of this Division in most departments it is most difficult to secure peons. There are several vacancies in my own office.

The rise in wages of the labouring classes has naturally resulted in discontent and a demand for higher wages in the educated clerical staff whether in Government or private service.

#### CENTRAL DIVISION.

One of the most extraordinary features of an extraordinary year was the demand for labour. This naturally improved wages and the improvement was generally commensurate with the increase in prices. Thus in the Poona district wages of unskilled male labour rose from 7 to 10 annas a day and similar conditions are reported in the other districts except Ahmednagar and West Khandesh where the corresponding rates were 7 and 6 annas respectively. The rates quoted are for rural areas; in the cities wages were considerably higher. To some extent the phenomenon is explained by the havoc caused by the influenza epidemic and by the liberal advances made by Government for land improvement, but its root cause seems to be deeper in a general improvement in the condition of the agricultural classes. In Ahmednagar the demand had to be created artificially by the opening of famine relief works. In West Khandesh the small deficiency was supplied by Public Works Department works on which payment was made on the task system calculated to yield about 6 annas a day for a man; in this district a large part of the Bhil population found congenial employment in cutting and carrying grass. A large number of labourers from the Poona and Satara districts found employment in Bombay.

The Collector of Satara reports a diminution in the efficiency of labour and the growth of a spirit of independence in the labouring classes. A certain amount of restiveness was displayed by the mill-hands of Sholapur, but it was soon allayed by increases of pay and allowances which have placed these workers in comparative comfort.

#### SOUTHERN DIVISION.

Scarcity and high prices of cereals and lack of labour owing to the ravages of influenza have sent wages up to unprecedented heights. The labourer is now his own master. His work is less efficient than before and he works shorter hours and he is entirely independent. Possibly when his spending power increases he may have some incentive to work better, but at present he is earning more than he can spend and consequently knocks off work for two or three days in the week, or if a mill hand often for half the month, returning to his home in the coast districts until he has spent his money.

Public Works Department and Local Board works designed to tide over the days of scarcity failed to attract labour.

Railway and Forest works in Dharwar suffered similarly. The Collector of Dharwar remarks that the Turkish prisoners and Criminal Tribes Settlement proved a God-send. In Kanara the scarcity of labour was the greatest obstacle to the development of forest operations. Forest contractors were unusually handicapped and the importation of labour, from Goa, Savantwadi and South Kanara becomes increasingly difficult. I am endeavouring to arrange a Criminal Tribes Settlement at Dandeli as the Berad Settlement at Khanapur (Belgaum) has proved so successful an adjunct to Forest labour. The shortage of labour both domestic and agricultural was felt specially in Kolaba on account of the large draw-off of labourers by the Tata Hydro-Electric Works, Forest Cuttings and the Salt Works. The execution of some Public Works Department and Local Board works had to be postponed for want of labour.

The wages of unskilled labour ranged between 6 and 9 annas and of skilled labour reached the level of Rs. 1-4-0 per diem. The Collector of Bijapur considers labour has deteriorated. He says "there have been

perceptible signs of deterioration. In consequence of this, many landholders, it is reported, have ceased engaging labourers on annual emoluments. They have now taken to engaging them as sharers in the produce of their fields. This system benefits both the employer and the employee as the latter must work harder if he wants to get more".

The only solution of the labour question is the introduction of the labour saving machinery. As remarked in a former report we are now in the transition stage and high wages for bad work will work their own remedy and stimulate the introduction of machinery.

It is unfortunate however that this natural phase of social evolution will receive an artificial check on account of the difficulty at present experienced in obtaining machinery from Europe.

#### Extract.

#### SOUTHERN DIVISION.

E. W. Perry, Esquire, I. C. S., Assistant Collector, S. D., Belgaum.

Influenza thinned the labour force and the abundance of employment has been the most satisfactory feature of the past year. Cultivators were driven to work for others and wages in villages distant from the forests and large centres were low and this resulted in great activity in the digging of wells and embankments and eradication of weeds, but there was great competition in the forest tracts for the scanty labour available. Where the forest is good land owners could not get tenants. A man can easily earn Rs. 1-12-0 a day near Tavargatti and Nagargalli depôts and even in the lower forests round Khanapur the same standard was sometimes attained by good cutters. During the extensive grass cutting operations in Sampgaon, Khanapur and Belgaum forests, ample employment was available at about Re. 1 per day. The other centres of labour were Belgaum where new regimental lines were building, Bail-Hongal during the ginning season, Mugutkhan-Hubli and Manoli where causeways were being constructed. It is not the labouring classes who are in difficulties now.

#### 18. Public Feeling and the Press.

#### NORTHERN DIVISION.

The passive resistance campaign against the payment of assessment, started in the Kaira district in the previous year, was closed by the end of the year, but it had left its mark on the minds of the people. Things ran smoothly till the end of January, but in February Mr. Gandhi started his Satyagraha agitation against the Rowlatt Bill. Protest meetings were held in several places; the invectives of the Satyagrahis and the events in Northern India excited the masses and created ill-feeling against Government and against the Rowlatt Act which was termed "Kala Kayda" or the "Black Act". The All-India-Satyagraha day was observed on the 6th of April when a "Hartal" or general cessation of business was organised and people were asked to observe that day as a day of mourning and fasting. In Ahmedabad a very large procession was organized, but no signs of violence against anyone who did not join the movement, or of disorder were noticed. Thus till the morning of the 10th of April nothing beyond the holding of meetings and the making of speeches was seen or heard. On the 10th the news of Mr. Gandhi's so called arrest was received in Ahmedabad. It spread like wild fire and greatly agitated the minds of the people, particularly the mill hands who worship him as a "god" since the days of his intercession on their behalf with the millowners in securing higher wages for them. The mill hands struck work and a general "Hartal" was decided upon. On the evening of the same day some Europeans who were driving in a carriage were insulted and attacked and the matter immediately took a serious form. A body of police which came to restore order was driven into a flour mill close by from which it had to open fire to prevent the mob from burning down the premises. Before the military could arrive the riot was suppressed and it was then thought that nothing further would happen. Events however assumed a most serious aspect on the 11th when a false rumour of the arrest of Miss Ansuya was spread by some mischief mongers. Miss Ansuya had worked with Mr. Gandhi on behalf of the mill hands in the days of the mill strike and had earned their gratitude. She was their idol and the rumour of her arrest added fuel to the fire. Police were

attacked and driven off, public buildings including the Collector's office and the telegraph office were burnt, Sergeant Frazer was brutally killed, and rioting in its worst form was manifest. The military was at once called in and they and the armed police had to open fire on the mob. On the 12th the city was placed in charge of the military and all civil power was temporarily withdrawn. Firing continued throughout the 11th and had to be resorted to though with less frequency on the 12th and 13th when order was restored. On the 14th Martial Law was withdrawn and power restored to the Executive as before.

The news of the Ahmedabad riot spread to the neighbouring towns of the district and also to the neighbouring district of Kaira and aroused the sympathy of the people there. Viramgam, which has a population of about 2,000 mill hands, was easily affected and a serious and savage riot took place there on the 12th. The events of the 11th in Ahmedabad were repeated there. The Railway Station, the Post Office and some detached Kacheri buildings were burnt. The Treasury was looted and the Aval Karkun then in charge of the taluka (the Mamlatdar being on tour in the villages) was brutally handled and burnt alive. In the Kaira district, Nadiad, Anand and the surrounding places caught the infection. The rails were removed, in consequence of which a special train carrying troops to Ahmedabad was derailed near Nadiad on the 12th. Telegraph wires were also cut in various places. Some other acts of mischief were committed in Anand and Nadiad, but everything was soon brought under control. In the Surat city there were some demonstrations of mischief and a few windows were broken. In connection with the riot at Ahmedabad Mr. Chatfield writes as under:—

"Both these outbreaks were mainly the work of mill hands whose main motive seems to have been revenge for the supposed arrest of their idol, Gandhi. But a fair percentage of the rioters were men of good class who were inspired apparently by political and racial hatred. The latter were impotent to cause serious disturbances without the former; hence there were no disturbances elsewhere than in Ahmedabad and Viramgam which alone have a large mill population.

As soon as the riots were put down the main feeling of the population was of fear and contrition. Mr. Gandhi appeared safe and free on April 13th and on the 14th held a great meeting in which he bitterly reproached them for their behaviour. The excitement was over and the subsequent period has been remarkable for absence of it. The riots and their consequences have temporarily taken all the heart out of the unruly elements of the population."

Special Tribunals were appointed by Government for trying the Ahmedabad and Kaira cases of arson and rioting and they have since finished their work. The public feeling was for the time greatly ruffled and in a state of excitement. One local paper in Ahmedabad made an unworthy attack on the British troops and had to be warned, but on its tendering an apology the matter was dropped.

In Ahmedabad district amongst the masses there is still a certain suppressed restlessness. The better classes have learnt the lesson that the masses might prove dangerous tools, and are more for law and order. In Kaira the passive resistance and the strike of Talatis certainly undermined the authority and prestige of Government. This was to a great extent counterbalanced by the generous famine measures of Government, but the spirit of lawlessness has not quite disappeared as yet. In other districts the situation is approaching normal. The Home Rule activities showed a perceptible decline after the disturbances of April both in Kaira and in Ahmedabad. The general tone of the Press also seems more guarded.

#### CENTRAL DIVISION,

In spite of the crop failure and towering prices, in spite of the intensive recruiting campaign and the drain of a prolonged war and in spite of the contagion of disturbance in the Punjab and Guzerat, the public peace remained unbroken, save at Akola, in the Ahmednagar district, where a riot was occasioned by the Mamlatdar's methods of recruiting. The steadiness and good sense of the people of the Deccan were proof against all excitement and

signally proof against the reckless incitements of the misguided persons who advocated Satyagraha and fiercely denounced the Rowlatt Act.

The interest displayed by Mahomedans in the fate of the Turkish Empire is entirely artificial.

The principal organs of the public press are conducted in Poona and continued for the most part to be frankly anti-Government. The majority of the newspapers issued elsewhere take their tone from Poona.

### SOUTHERN DIVISION.

Spontaneous rejoicing all over the Division at the conclusion of the Armistice indicated the deep feelings of trust and confidence in the Empire. The Reforms excited no interest among the cultivating classes who of course were entirely unaffected by the spurious agitation on the Rowlatt Act and Satyagraha. Ratnagiri and Kolaba continued to send large numbers of their young men to the war, and the Lingayats of Belgaum although they started very slowly were making serious efforts to secure enough recruits to start a Second Special Company when the Armistice put an end to their operations. They earnestly request that the Lingayat Company should not be disbanded. A good deal of private assistance was given for recruiting work, but with one exception the Brahmins maintained their usual detached attitude. Brahmin officials everywhere worked splendidly without exception and to their great assistance the success of our War Loans and Recruiting is due.

Little interest is taken by the general public in Politics. Local newspapers are small publications read by a few. The proprietor of the Kanara News Press, which is conducted from Bombay, was called on to give Rs. 1,000 security on account of objectionable articles in connection with the Rowlatt Act and the Punjab riots.

The Rowlatt Act and Satyagraha found sympathetic treatment at the hands of the lawyers who called meetings and did their best to court notoriety at Bagalkot (Bijapur), Nipani and Chikodi (Belgaum), Sirsi (Kanara) and Pen (Kolaba). Under their misguidance some shops were closed in Bijapur, Belgaum, Sirsi and Pen. The meetings were poorly attended and their attempts to whip up enthusiasm failed partly because they had not taken the trouble to understand the Act and its aims and objects.

The Kolaba Zilla Sabha held its annual session in the Mangaon taluka and invited Mr. Jamnadas Dwarkadas to preside.

The Home Rule League made no progress among the Mahrattas or Lingayats and the Non-Brahmin Press expressed grave misgivings on the danger of Home Rule for all India being converted into the Rule of a Brahmin Oligarchy.

In Pen, the last birthday of Mr. Tilak was celebrated. The Collector reports—"It was a poor show with an attendance to be counted on fingers".

Mr. Sedgwick remarks:—

"As regards the event of the current year, our victory, the armistice and the peace, I have to remark that the Dharwar rayat does not care who wins wars so long as he can reap his crop and see the village drama. In the towns there is a good deal of interest taken in politics and such-like matters; but only a small proportion of those who are interested have any accurate knowledge of facts."

Mr. Master, Collector of Bijapur, remarks:—

"There were one or two political meetings at Bijapur and elsewhere to protest against the Rowlatt Acts and to support 'Satyagraha' but the movement went no further than the local promoters in one or two big towns. The principles of the Rowlatt Acts and the mischievousness of the Satyagrahis were explained in public meetings called in the important centres throughout the district and the effect was salutary."

As regards non-political movements the District Deputy Collector, Belgaum, reports:—

"There was a large meeting of the Watandar Kulkarnis of the Kolhapur State, held at Nipani, as the holding of the meeting within the Kolhapur State limits had been

prohibited by the State Authorities. The meeting was held for protesting against the removal of the officiating Watandar Kulkarnis and substitution of Talatis for them. The meeting had been attended by some Poona Extremists".

The Collector of Belgaum reports:—

"There are no printing presses in the Sub-Division.

"The public feeling has been one of firm loyalty and devotion to the British throne. Though there is a small Home Rule Party at Athni the people as a whole do not take much interest in general politics, they are content with their 'village politics' which consist everywhere of village factions and sectarian animosities resulting in a great deal of litigation, both civil and criminal. The late war has shewn the solidarity of public feeling of devotion to the throne and the liberal response of all towards the several War Loans and War Funds is an eloquent testimony of their feelings of deep loyalty."

#### Extracts.

#### CENTRAL DIVISION.

A. M. MACMILLAN, Esquire, I.C.S., Collector of West Khandesh.

There are three newspapers published in this district. Their circulation is limited and their influence is not very great. They are in my opinion unusually well conducted and their leading and contributed articles frequently contain intelligent studies of local, social, political and economic problems and criticisms of Government and Municipal policy, although they also publish a good deal of ill-balanced partisan writing on both general and local politics. They are, like most district papers, in the nature of supplements to the larger provincial papers which are widely read, not attempting to pose as substitutes for them but dealing chiefly with matters of local interest or larger questions which are of special or immediate interest to local people.

W. F. HUDSON, Esquire, I.C.S., Collector of Poona.

Public feeling has been remarkably steady and loyal this year in spite of many difficulties. Agitation is an infectious complaint, but in April when Bombay, Ahmedabad and the Punjab were in a state of ferment, Poona kept its head most commendably and there was no trouble of any sort. Satyagraha aroused little interest, and Mr. Gandhi's arrest caused no excitement whatever. The Rowlatt Act has occasioned the usual fiery denunciations in the press and on the platform, but there have been no indications that the general public is interested in it. Recruitment caused no ill-feeling, and although the control of supplies naturally gave rise to considerable irritation, on the whole the people of Poona bore the inevitable restrictions and disappointments and inconveniences with wonderful patience. In other words, although there was every reason this year for a political ferment, and might well have been some excuse for manifestations of discontent, there has been practically nothing of the kind.

#### 19. Special Matters connected with the War.

#### NORTHERN DIVISION.

The activities connected with the war, *viz.*, collection of war loans and recruiting, continued for about 4 months of the year and were practically closed in November with the Armistice. People were anxiously awaiting this event in the belief that the cessation of hostilities would bring down prices and so ease the strain and it is feared that many were subsequently disappointed. This and the continued though less active recruiting for a time caused a disbelief that war had ended. The Armistice day was however celebrated with genuine and spontaneous eclat on the 27th November throughout the Division. In Ahmedabad a local Millowner, Sheth Maninal Maganlal, entertained all the Military Officers of the Station.

The Summary of peace terms with Germany was publicly read before a representative gathering at all the Stations in the Division on the 19th July 1919.

Recruiting during the final four months of the war, *viz.*, August to November 1919, was continued with as much zeal as before. Ahmedabad contributed 515 recruits; the efforts in that district were practically confined to the city which has a large floating population, partly consisting of foreigners. In Kaira Mr. M. K. Gandhi made some attempts to encourage recruiting, but the results were not very satisfactory. That district sent 204 men while from the Panch Mahals 122 men were obtained during the period. The results achieved in Broach were very satisfactory as 220 fit recruits were sent during the short

period of a little over three months as compared with 202 in the whole of the previous year. Surat which has distinguished itself by sending several thousands of recruits maintained its reputation and sent no less than 967 recruits. Thana contributed 228 men. Influenza which broke out in October greatly hampered the efforts of recruiting officers but fortunately for all the war was brought to a close in the following month and all work in connection with recruiting was stopped.

*War Loans.*—The Second War Loan which opened on 3rd June 1918 and was closed during the year was more liberally subscribed to in the Ahmedabad, Broach and Thana districts than the first loan. The subscriptions up to 21st December 1918 amounted to Rs. 78,02,803 as against 69,62,093 to the first loan. In Ahmedabad and Broach the excellent results were largely due to the vigorous propaganda. In the former district the Millowners' Association contributed nearly 77·1 % of the total contribution of the district and 41·1 % of the total amount for the Division. In the Broach district the efforts of Mr. M. S. Advani, District Judge, Broach, who was Chairman of the Committee, were largely successful. The district contributed Rs. 10,92,666 to the Second War Loan as against 6,40,515 to the first loan.

The following table shows the contributions from each district to the First and Second War Loans :—

| District.           | 1st Loan. | 2nd Loan. |
|---------------------|-----------|-----------|
|                     | Rs.       | Rs.       |
| 1. Ahmedabad ...    | 27,04,893 | 41,56,471 |
| 2. Kaira ...        | 12,02,888 | 1,66,532  |
| 3. Panch Maháls ... | 4,84,254  | 4,50,779  |
| 4. Broach ...       | 6,40,515  | 10,92,666 |
| 5. Surat ...        | 14,08,320 | 11,69,104 |
| 6. Thána ...        | 5,21,223  | 7,67,251  |
| Total ...           | 69,62,093 | 78,02,803 |

The response from Kaira to the Second War Loan was very feeble. The character of the season and the passive resistance movement were largely responsible for the poor results obtained.

#### CENTRAL DIVISION.

*Recruiting.*—The intensified effort to tap the man-power of India for the prosecution of the war was in full swing when the war was brought to an abrupt conclusion in November 1918. But the results were creditable. The district figures for the three months according to the place of recruitment were :—

|                   |     |     |
|-------------------|-----|-----|
| Ahmednagar ...    | ... | 769 |
| East Khándesh ... | ... | 253 |
| West Khándesh ... | ... | 136 |
| Násik ...         | ... | 266 |
| Poona ...         | ... | 756 |
| Sátára ...        | ... | 858 |
| Sholápur ...      | ... | 577 |

The manner in which districts with no military tradition stand out is worthy of note and of commendation for the Collectors responsible for the organization.

*Second Indian War Loan.*—This was another unwelcome form of activity. The amounts subscribed were :—

|                   |     |           |
|-------------------|-----|-----------|
|                   |     | Rs.       |
| Ahmednagar ...    | ... | 4,43,759  |
| East Khándesh ... | ... | 12,88,764 |
| West Khándesh ... | ... | 4,78,182  |
| Násik ...         | ... | 1,79,482  |
| Poona ...         | ... | 19,50,670 |
| Sátára ...        | ... | 2,41,300  |
| Sholápur ...      | ... | 8,44,866  |

## SOUTHERN DIVISION.

The most notable event of the year was the successful termination of the Great War. The signing of the Armistice was enthusiastically celebrated in the Division.

Recruiting was satisfactory but richer localities continued to purchase recruits from elsewhere rather than send their own men. This was especially noticeable in the cotton district of Dharwar and part of Bijapur. Recruiting developed to an extent which was never thought possible before, thanks to the splendid organisation of district officers and the ungrudging co-operation of various non-official gentlemen.

In Ratnagiri both with a view to stimulate recruiting and also as a reward Rs. 15,268-6-7 of land revenue were remitted in the case of 2,852 soldiers and relations of 1,078 soldiers received remission of Rs. 6,380-15-2. In Dharwar 9 soldiers received remissions of Rs. 141-12-4. Proposals for remission in Kolaba have been submitted to Government for orders. Cash rewards to the extent of Rs. 190 were given to 19 patils in the Ratnagiri district.

The Commissioner held special Darbars at Mahad in Kolaba and Malwan in Ratnagiri and distributed sanads, medals and certificates to those who had rendered conspicuous services in connection with the war.

*The Second War Loan.*—The total investments amounted to Rs. 51,75,412-8-0 as detailed below:—

|                            |     |     | Rs.       | a. | p. |
|----------------------------|-----|-----|-----------|----|----|
| Belgaum                    | ... | ... | 5,18,392  | 0  | 0  |
| Bijapur                    | ... | ... | 15,24,203 | 8  | 0  |
| Dhárwár                    | ... | ... | 14,25,763 | 8  | 0  |
| Kánára                     | ... | ... | 7,45,151  | 0  | 0  |
| Kolába                     | ... | ... | 7,62,246  | 8  | 0  |
| Ratnágiri                  | ... | ... | 1,99,656  | 0  | 0  |
|                            |     |     | <hr/>     |    |    |
|                            |     |     | 51,75,412 | 8  | 0  |
|                            |     |     | <hr/>     |    |    |
| Total for the 1st War Loan | ... | ... | 80,24,631 | 0  | 0  |

Only large merchants and wealthy landlords were approached. The results are very creditable indeed. The Bijapur figures exceeded our expectations and I am now enquiring what was the actual cash paid in. In some cases in Bijapur a Bombay Bank took up the War Loan on receipt of 5 % from the district. This has been shown as if the district took up the entire amount i.e., Rs. 50,875 subscribed were shown as Rs. 10,17,500 bonds purchased.

Dharwar as the richest district did well under Mr. Turner's excellent organisation. Kanara and Kolaba responded to the call as far as they could. The figures in Belgaum are disappointing. One hundred and fifty-six certificates were granted by the Commissioner for good War Loan work.

*The Third Indian War Loan.*—The following amounts have been subscribed:—

|           |     |     | Rs.      |
|-----------|-----|-----|----------|
| Belgáum   | ... | ..  | 3,74,900 |
| Bijapur   | ... | ... | 38,410   |
| Dhárwár   | ... | ... | 72,520   |
| Kánára    | ... | ... | 53,485   |
| Kolába    | ... | ... | 4,100    |
| Ratnágiri | ... | ... | 35,390   |
|           |     |     | <hr/>    |
|           |     |     | 5,78,805 |

The balances of the recruiting funds are large in some districts. Government have approved of the erection of obelisks in Ratnágiri and Kolába. In districts where the results were less conspicuous Government have approved of the principle of applying the funds to utilitarian objects. In all the districts a portion of the funds has been set apart for relief of dependants of those who were killed in the war.



## Extract.

## CENTRAL DIVISION.

A. H. A. SIMCOX, Esquire, I.C.S., Collector of Sholapur.

Recruiting went on during the year until November with increasing results. In September 1917, when the movement started, I had proposed a standard to be worked up to of 3 battalions of 1,000 men each. By November 1918 I had sent 2,000, and there is no doubt that had the war lasted a little longer, the 3,000 would have been obtained. I consider that even 2,000 is a creditable figure for a district with no military traditions and without the opportunities which exist in most other districts for direct encouragement of the military spirit. No soldiers are quartered in the district. The people never see military exercise or hear a military band. No regiment has even marched through the district of late years. I beg to record my thanks to my staff, both as Assistant Recruiting Officer and Collector, for hard work done, and am glad to say that almost all concerned have had some kind of recognition bestowed on them by Government.

## 20. Special Matters not connected with the War.

## Extracts.

## CENTRAL DIVISION.

A. M. MACMILLAN, Esquire, I.C.S., Collector of West Khandesh.

The people of the Akrani who suffered very severely in the famine of 1900 came through this year without a casualty as far as can be ascertained, the only relief afforded them being the provision of maize and rice supplied by the Bombay Famine Relief Fund, the transport and sale of which at Dhadgaon and Taloda was organised by Mr. D. P. Ginwala, the Akrani liquor contractor.

About 9,000 maunds of gram were sent up in all, and as it had to be transported by head-load or by donkeys, the undertaking was a considerable one.

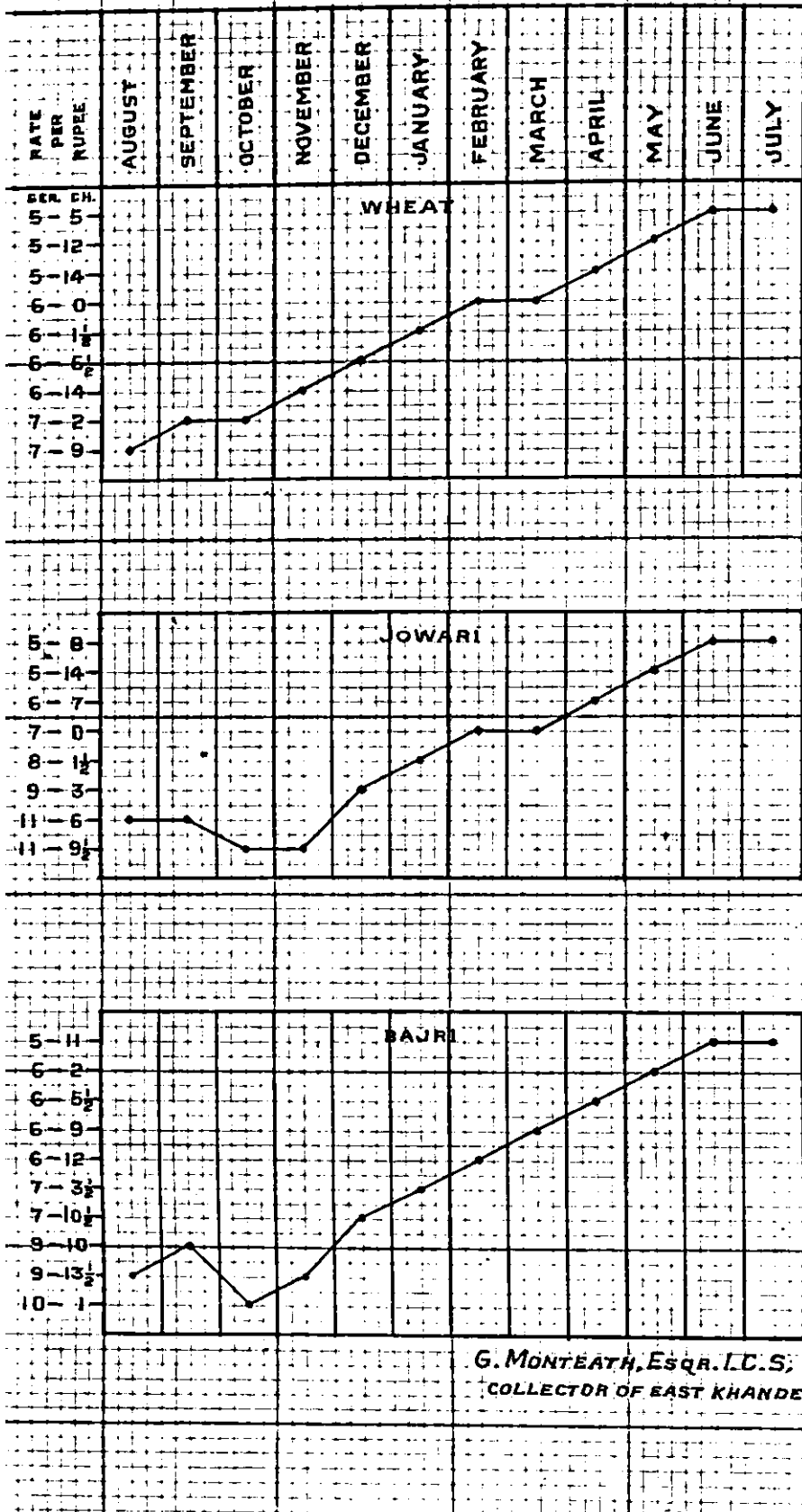
Mr. Rowlands, the Akrani Missionary, tells me that the people have acquired a great liking for Burma rice, an expensive taste which they may however be able to gratify from the profits of their bumper crops this year.

A. H. A. SIMCOX, Esquire, I.C.S., Collector of Sholapur.

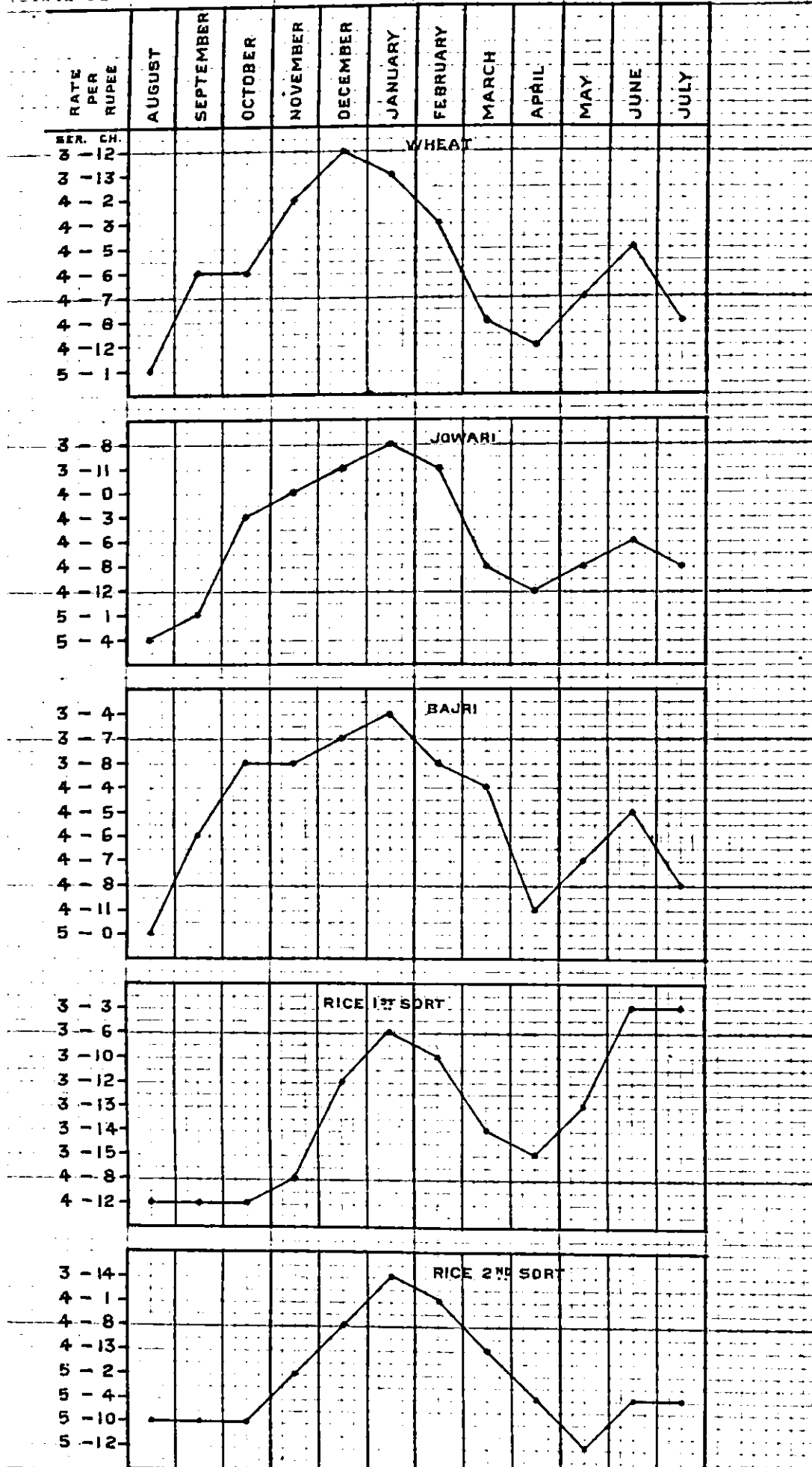
In spite of the influenza, the district contrived to raise some rabi crops, and eventually became rather an exporting than an importing centre for grain and fodder. It acquired an exaggerated reputation for being a mine of riches among the surrounding famine-stricken districts.

The capital town also necessarily lives always upon imported grain. Add to all these difficulties the Government restrictions, and the sum makes a situation of unprecedented hardship. I am glad to say however that the business community solved the problem. At the very beginning I suggested to them that if they formed themselves into a strong Committee to feed the district, I should be guided by that Committee and should rely on it throughout. This was done and the result has been surprizingly good. I am not well aware of how things went in other districts, but from conversations I have had with other Collectors I gather that they all envied me my Committee. Certainly we have had no actual shortage of grain, nor even acute fear of shortage, even though we have a long factory population always with us, and are liable to sudden temporary increases at each Pandharpur Fair. I beg therefore to record my thanks to the Food Supply Committee, which has brought us through the bad time. My staff and I have had extra work, it is true, but I am sure it has not been so hard, or so disagreeable, as it would have been without the Food Supply Committee. I can offer the Committee no more sincere thanks than this.

**DIAGRAM SHOWING THE INCREMENT OF PRICES OF WHEAT, JOWARI AND BAJRI IN EAST KHANDESH DURING THE YEAR 1917-18.**

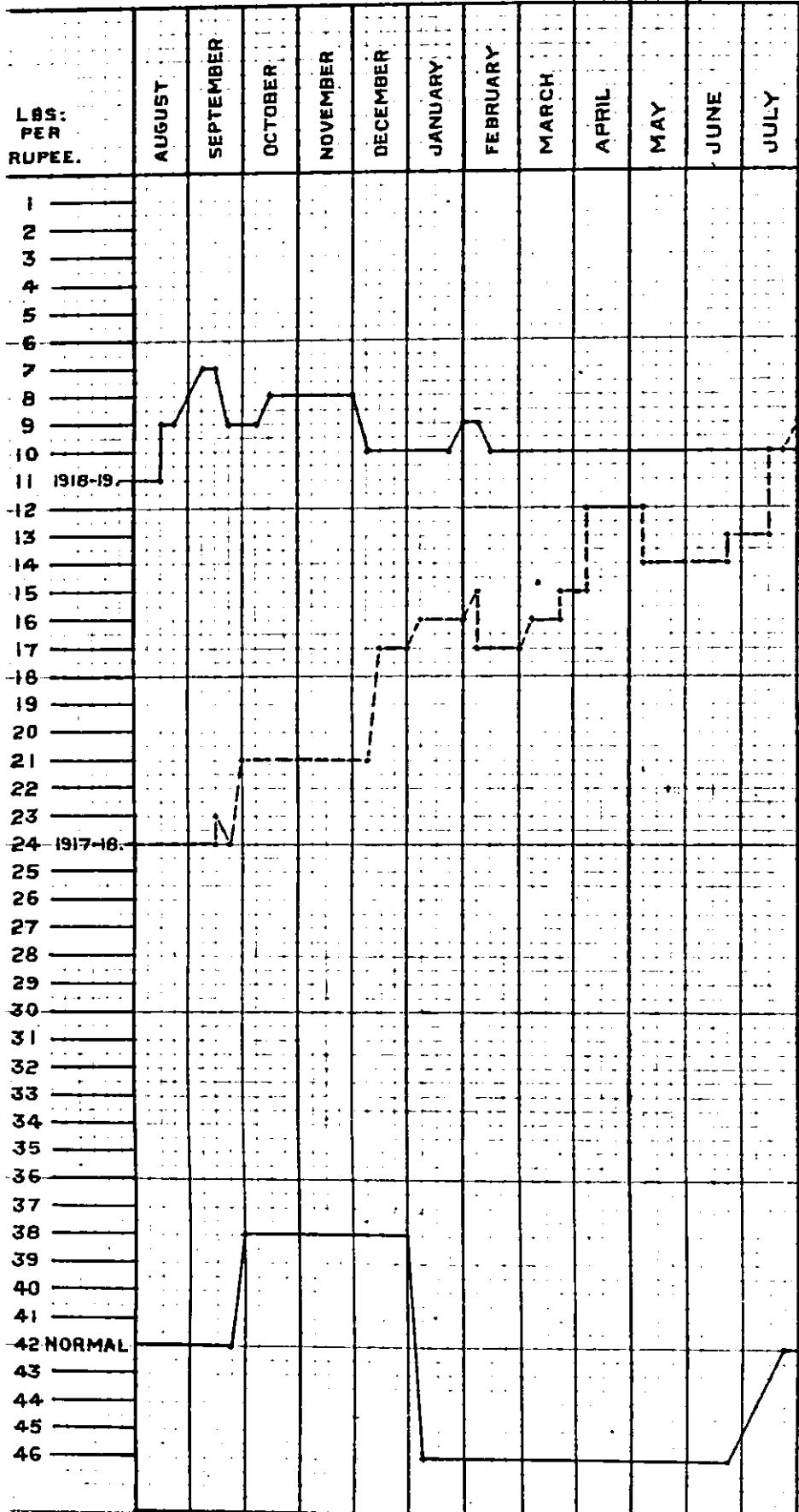


**DIAGRAM SHOWING THE INCREMENT OF PRICES OF WHEAT  
JOWARI, BAJRI AND RICE IN EAST KHANDESH  
DURING THE YEAR 1918-19.**



G. MONTEATH, ESQR. I.C.S.  
COLLECTOR OF EAST KHANDESH.

**CHART SHOWING THE RANGE OF PRICE  
OF JOWARI  
IN THE SHOLAPUR DISTRICT.**



A. H. A. SIMCOX, Esq., I.C.S.,  
COLLECTOR OF SHOLAPUR.

APPENDIX No. I.—DISTRICT FORM No. II.

Statement exhibiting the Gross and Net Land Revenue of the Districts of Northern, Centr.

| 1<br>Name of District.                                    | 2<br>No. of Villages. |            | 3<br>Gross fixed Revenue including N. A. and all other uses. | Deduct.  |  |                                |                                 | Remaining fixed Revenue for Collection.                    |                                       |  | 11<br>Fluctuating Miscellaneous Revenue. | 12<br>Local Fund. | 13<br>Less collections in 1917-18 and earlier years. | 14<br>Total current consolidated Land Revenue Demand (5) b minus (13). |
|---|-----------------------|------------|--|--|--|--------------------------------|---------------------------------|--|---------------------------------------|--|--|-------------------|--|--|
|   | a<br>Khalas.          | b<br>Inam. |  | 4<br>Assessment of land assigned for special and public purposes including Forest. | 5<br>Not allocation of Total Inams (Class I to VII). | Assessment of cultivable land. |                                 | Agricultural.  |                                       | 10<br>Building and other N. A. assessment (including judi in Class VII). |  |                   |  |  |
|   |                       |            |  |  |  | 6<br>Unoccupied.               | 7<br>Free or specially reduced. | 8<br>Government occupied land including specially reduced. | 9<br>Alienated lands (Class I to VI). |  |  |                   |  |  |
| Corresponding columns in T. F. VIII-B. NORTHERN DIVISION. |                       |            | Rs.  | Rs.  | Rs.  | Rs.                            | Rs.                             | Rs.  | Rs.                                   | Rs.  | Rs.                                      | Rs.               | T. F. V. (6)<br>Rs.                                  |  |
| Ahmedabad ...   | 848                   | 60         | 32,21,139  | 8,810  | 6,45,863   | 1,58,534                       | 8,22,393                        | 18,95,154  | 1,84,912                              | 35,473   | 1,15,617                                 | 1,50,221          | 17,028   | 1  |
|   |                       |            |  |  |  |                                |                                 |  |                                       |  |  |                   |  | Remissions ...   |
|   |                       |            |  |  |  |                                |                                 |  |                                       |  |  |                   |  | Suspensions...   |
|   |                       |            |  |  |  |                                |                                 |  |                                       |  |  |                   |  | Collections ...  |
|   |                       |            |  |  |  |                                |                                 |  |                                       |  |  |                   |  | Unauthorized   |
| Kaira ...   | 560                   | 28         | 31,33,595  | 50,970   | 8,42,797   | 28,010                         | 74,321                          | 16,10,417  | 5,21,864                              | 5,527  | 39,774                                   | 1,91,744          | 44,725   | 2  |
|   |                       |            |  |  |  |                                |                                 |  |                                       |  |  |                   |  | Remissions ...   |
|   |                       |            |  |  |  |                                |                                 |  |                                       |  |  |                   |  | Suspensions...   |
|   |                       |            |  |  |  |                                |                                 |  |                                       |  |  |                   |  | Collections ...  |
|   |                       |            |  |  |  |                                |                                 |  |                                       |  |  |                   |  | Unauthorized   |
| The Panch Mahals.   | 615                   | 76         | 6,52,920   | 6,534  | 1,50,844   | 29,090                         | 1,09,835                        | 3,22,144   | 31,567                                | 2,206  | 15,275                                   | 35,366            | 105  | 3  |
|   |                       |            |  |  |  |                                |                                 |  |                                       |  |  |                   |  | Remissions ...   |
|   |                       |            |  |  |  |                                |                                 |  |                                       |  |  |                   |  | Suspensions...   |
|   |                       |            |  |  |  |                                |                                 |  |                                       |  |  |                   |  | Collections ...  |
|   |                       |            |  |  |  |                                |                                 |  |                                       |  |  |                   |  | Unauthorized   |
| Broach ...  | 400                   | 15         | 36,47,976  | 37,507   | 4,90,209   | 52,353                         | 94,684                          | 17,43,963  | 2,23,154                              | 5,976  | 1,31,013                                 | 1,65,936          | 2,357  | 2  |
|   |                       |            |  |  |  |                                |                                 |  |                                       |  |  |                   |  | Remissions ...   |
|   |                       |            |  |  |  |                                |                                 |  |                                       |  |  |                   |  | Suspensions...   |
|   |                       |            |  |  |  |                                |                                 |  |                                       |  |  |                   |  | Collections ...  |
|   |                       |            |  |  |  |                                |                                 |  |                                       |  |  |                   |  | Unauthorized   |
| Surat ...   | 814                   | 35         | 28,80,951  | 45,946   | 4,06,927   | 39,029                         | 15,604                          | 22,17,345  | 1,43,537                              | 12,563   | 1,55,562                                 | 1,82,012          | 1,631  | 2  |
|   |                       |            |  |  |  |                                |                                 |  |                                       |  |  |                   |  | Remissions ...   |
|   |                       |            |  |  |  |                                |                                 |  |                                       |  |  |                   |  | Suspensions...   |
|   |                       |            |  |  |  |                                |                                 |  |                                       |  |  |                   |  | Collections ...  |
|   |                       |            |  |  |  |                                |                                 |  |                                       |  |  |                   |  | Unauthorized   |
| Thana ...   | 1,588                 | 97         | 15,58,198  | 449  | 1,28,114   | 8,801                          | 16,948                          | 13,56,645  | 42,832                                | 34,407   | 1,07,568                                 | 1,04,141          | 4,744  | 10   |
|   |                       |            |  |  |  |                                |                                 |  |                                       |  |  |                   |  | Remissions ...   |
|   |                       |            |  |  |  |                                |                                 |  |                                       |  |  |                   |  | Suspensions...   |
|   |                       |            |  |  |  |                                |                                 |  |                                       |  |  |                   |  | Collections ...  |
|   |                       |            |  |  |  |                                |                                 |  |                                       |  |  |                   |  | Unauthorized   |
| Divisional Total.   | 4,825                 | 301        | 1,41,25,078  | 1,50,618   | 26,64,754  | 3,45,847                       | 11,33,685                       | 85,35,668  | 10,98,155                             | 96,152   | 5,65,729                                 | 8,30,420          | 70,690   | 1,11   |
|   |                       |            |  |  |  |                                |                                 |  |                                       |  |  |                   |  | Remissions ...   |
|   |                       |            |  |  |  |                                |                                 |  |                                       |  |  |                   |  | Suspensions...   |
|   |                       |            |  |  |  |                                |                                 |  |                                       |  |  |                   |  | Collections ...  |
|   |                       |            |  |  |  |                                |                                 |  |                                       |  |  |                   |  | Unauthorized   |
| Extra Territorial.  | ...                   | ...        | .....  | ...  | ...  | ...                            | ...                             | .....  | ...                                   | ...  | ...                                      | ...               | ...  |  |
| Total for 1917-1918.                                      | 4,825                 | 303        | 1,49,44,158  | 1,56,689   | 27,38,736  | 3,75,822                       | 11,55,473                       | 87,30,203  | 10,99,230                             | 98,009   | 7,28,203                                 | 8,49,377          | 27,352   | 1,14   |

RICT FORM NO. II.

thern Divisions for the Revenue year 1918-19 and balances outstanding on 31st July 1919.

| Arrears of Consolidated Revenue. |               | Gross Consolidated original Demand. | Remitted or Demand cancelled or written off. | Suspended.    | Collected.    | Overcollections (whether refunded or carried forward). | Balance unauthorized. | Non-Thanavband Items. | Remarks.    |               |                       |          |
|----------------------------------|---------------|-------------------------------------|--|---------------|---------------|--|-----------------------|-----------------------|-------------|---------------|-----------------------|----------|
| Authorized.                      |               |                                     |  |               |               |  |                       |                       |             | Unauthorized. |                       |          |
| 1916-17.                         | 1917-18.      |                                     |  |               |               |  |                       |                       |             | Other years.  | 1916-17.              | 1917-18. |
| 16                               | 17            | 18                                  | 19   | 20            | 21            | 22   | 23                    | 24                    | 25          | 26            | 27                    | 28       |
| VII                              | T. F. VII (3) | T. F. VII (4)                       | T. F. VII (5)                                | T. F. VII (6) | T. F. VII (7) | T. F. V (8)  | (9)                   | (10)                  | (11)        | (12)          | Foot note to T. F. V. | Rs.      |
| 08                               | 87            | 2,929                               | 822  | 2             | 5,089         | 18,15,979  | 1,39,113              | 12,61,549             | 4,12,068    | 14,766        | 3,159                 | 2,078    |
| 04                               | 87            | 112                                 | ...  | ...           | 60            | ...  | 1,39,113              | ...                   | ...         | ...           | ...                   | ...      |
| 64                               | ...           | 2,817                               | ...  | ...           | ...           | ...  | ...                   | 12,61,549             | 4,12,068    | ...           | ...                   | ...      |
| ...                              | ...           | ...                                 | ...  | ...           | 3,126         | ...  | ...                   | ...                   | ...         | ...           | ...                   | ...      |
| ...                              | ...           | ...                                 | 822  | 2             | 1,876         | ...  | ...                   | ...                   | ...         | ...           | 3,159                 | ...      |
| 20                               | 1,91,631      | 29                                  | 99,500                                       | ...           | ...           | 25,53,370  | 3,22,622              | 21,36,470             | 67,440      | 313           | 90,838                | 11,137   |
| 26                               | 1,59,269      | ...                                 | 61   | ...           | ...           | ...  | 3,22,622              | ...                   | ...         | ...           | ...                   | ...      |
| ...                              | ...           | ...                                 | ...  | ...           | ...           | ...  | ...                   | 21,36,470             | ...         | ...           | ...                   | ...      |
| ...                              | ...           | 6                                   | 14,868                                       | ...           | ...           | ...  | ...                   | ...                   | 67,440      | ...           | ...                   | ...      |
| ...                              | 2,342         | 16                                  | 14,571                                       | ...           | ...           | ...  | ...                   | ...                   | ...         | ...           | 90,838                | ...      |
| ...                              | ...           | 570                                 | ...  | ...           | 68            | 4,08,331   | 21,521                | 1,98,451              | 1,57,719    | 9,119         | 690                   | 3,519    |
| ...                              | ...           | 570                                 | ...  | ...           | ...           | ...  | ...                   | ...                   | ...         | ...           | ...                   | ...      |
| ...                              | ...           | ...                                 | ...  | ...           | 62            | ...  | ...                   | ...                   | ...         | ...           | ...                   | ...      |
| ...                              | ...           | ...                                 | ...  | ...           | 6             | ...  | ...                   | ...                   | ...         | ...           | ...                   | ...      |
| 925                              | 831           | 1,437                               | ...  | ...           | 16            | 22,72,794  | 49,165                | 11,94,612             | 10,29,017   | 6,397         | ...                   | 2,213    |
| 925                              | 831           | ...                                 | ...  | ...           | ...           | ...  | 49,165                | ...                   | ...         | ...           | ...                   | ...      |
| ...                              | ...           | 1,437                               | ...  | ...           | ...           | ...  | ...                   | 11,94,612             | ...         | ...           | ...                   | ...      |
| ...                              | ...           | ...                                 | ...  | ...           | 16            | ...  | ...                   | ...                   | 10,29,017   | ...           | ...                   | ...      |
| ...                              | ...           | ...                                 | ...  | ...           | ...           | ...  | ...                   | ...                   | ...         | ...           | ...                   | ...      |
| ...                              | ...           | ...                                 | ...  | ...           | 1             | 27,09,369  | 1,62,798              | 3,82,944              | 21,63,647   | 5,530         | ...                   | 2,052    |
| ...                              | ...           | ...                                 | ...  | ...           | ...           | ...  | 1,62,798              | ...                   | ...         | ...           | ...                   | ...      |
| ...                              | ...           | ...                                 | ...  | ...           | ...           | ...  | ...                   | 3,82,944              | ...         | ...           | ...                   | ...      |
| ...                              | ...           | ...                                 | ...  | ...           | 1             | ...  | ...                   | ...                   | ...         | ...           | ...                   | ...      |
| ...                              | ...           | ...                                 | ...  | ...           | ...           | ...  | ...                   | ...                   | 21,63,647   | ...           | ...                   | ...      |
| 647                              | 5,965         | 1,338                               | 46   | 195           | 5,743         | 16,54,793  | 9,409                 | 6,77,042              | 9,45,143    | 27,431        | 23,139                | 9,916    |
| 647                              | 5,965         | 176                                 | ...  | ...           | 1,189         | ...  | ...                   | ...                   | ...         | ...           | ...                   | ...      |
| ...                              | ...           | 860                                 | ...  | ...           | 11            | ...  | ...                   | ...                   | ...         | ...           | ...                   | ...      |
| ...                              | ...           | 309                                 | 45   | 194           | 4,101         | ...  | ...                   | ...                   | ...         | ...           | ...                   | ...      |
| ...                              | ...           | ...                                 | ...  | ...           | 442           | ...  | ...                   | ...                   | ...         | ...           | ...                   | ...      |
| 406                              | 1,96,504      | 6,296                               | 29,568                                       | 197           | 10,900        | 1,14,24,706  | 7,10,688              | 53,51,168             | 48,05,024   | 65,525        | 67,826                | 30,905   |
| 129                              | 1,96,162      | 288                                 | 61   | ...           | 1,269         | 7,10,688   | ...                   | ...                   | ...         | ...           | ...                   | ...      |
| 294                              | ...           | 5,684                               | ...  | ...           | 11            | 58,51,168  | ...                   | ...                   | ...         | ...           | ...                   | ...      |
| ...                              | ...           | 308                                 | 14,913                                       | 194           | 7,296         | 48,05,024  | ...                   | ...                   | ...         | ...           | ...                   | ...      |
| ...                              | 2,342         | 16                                  | 14,594                                       | 3             | 2,324         | 67,826   | ...                   | ...                   | ...         | ...           | ...                   | ...      |
| 79                               | 1,61,375      | 11,264                              | 3,969  | 342           | 1,464         | 1,16,46,156  | 1,94,166              | 2,31,999              | 1,11,83,690 | 66,427        | 35,231                | 31,690   |

\* The difference of one village is due to the amalgamation of the two villages of Moze Kareli and Wanta Kareli (G. R. R. D. No. 9298, dated 14th September 1918).  
 † Includes L. F. on Rs. 35,308 of Bet-Revenue remitted as per G. O. Fam, 1341, dated 30th July 1919.

## Statement exhibiting the Gross and Net Land Revenue of the Districts of Northern, Central and

| 1<br>Name of District.                                    | No. of Villages. |             | 3<br>Gross fixed Revenue including N. A. and all other uses. | Deduct.  |  |                                | Remaining fixed Revenue for Collection. |  |                                       | 11<br>Fluctuating Miscellaneous Revenue. | 12<br>Local Fund. | 13<br>Less collections in 1917-18 and earlier years. | 14<br>Total current year consolidated Land Revenue Demand (5) to (12) minus (13). |  |
|---|------------------|-------------|--|--|--|--------------------------------|---|--|---------------------------------------|--|-------------------|--|---|--|
|   | 2a<br>Khalisa.   | 2b<br>Inam. |  | 4<br>Assessment of land assigned for special and public purposes including Forest. | 5<br>Not alienation of Total Inams (Class I to VII). | Assessment of cultivable land. |   | Agricultural.  |                                       |  |                   |  |   | 10<br>Building and other N. A. assessment including judi in Class VII. |
|   |                  |             |  |  |  | 6<br>Unoccupied.               | 7<br>Free or specially reduced.         | 8<br>Government occupied land including specially reduced. | 9<br>Alienated lands (Class I to VI). |  |                   |  |   |  |
| Corresponding columns in T. F. VIII-B. NORTHERN DIVISION. |                  |             | Rs.  | Rs.  | Rs.  | Rs.                            | Rs.                                     | Rs.  | Rs.                                   | Rs.                                      | Rs.               | T. F. V. (8)<br>Rs.                                  | Rs.   |  |
| Ahmedabad ...   | 848              | 50          | 23,91,139  | 8,810  | 6,45,563   | 1,88,534                       | 8,32,393                                | 13,95,154  | 1,34,912                              | 35,473                                   | 1,15,617          | 1,50,221   | 17,028  | 18,04,349  |
|   |                  |             |  |  |  |                                |   |  |                                       |  |                   |  |   | Remissions ... 1,37,910  |
|   |                  |             |  |  |  |                                |   |  |                                       |  |                   |  |   | Suspensions... 12,66,548   |
|   |                  |             |  |  |  |                                |   |  |                                       |  |                   |  |   | Collections ... 4,09,039   |
|   |                  |             |  |  |  |                                |   |  |                                       |  |                   |  |   | Unauthorized 859   |
| Kaira ...   | 560              | 23          | 31,33,896  | 50,970   | 8,42,797   | 28,010                         | 74,321                                  | 16,10,417  | 5,21,864                              | 5,527                                    | 89,774            | 1,01,744   | 44,725  | 23,21,591  |
|   |                  |             |  |  |  |                                |   |  |                                       |  |                   |  |   | Remissions ... 1,21,646  |
|   |                  |             |  |  |  |                                |   |  |                                       |  |                   |  |   | Suspensions... 21,56,470   |
|   |                  |             |  |  |  |                                |   |  |                                       |  |                   |  |   | Collections ... 52,566   |
|   |                  |             |  |  |  |                                |   |  |                                       |  |                   |  |   | Unauthorized 13,909  |
| The Panch Mahals.   | 615              | 76          | 6,52,920   | 6,634  | 1,50,844   | 29,090                         | 1,09,035                                | 3,23,144   | 31,667                                | 2,206                                    | 15,376            | 36,365   | 105   | 4,07,763   |
|   |                  |             |  |  |  |                                |   |  |                                       |  |                   |  |   | Remissions ... 21,521  |
|   |                  |             |  |  |  |                                |   |  |                                       |  |                   |  |   | Suspensions... 1,97,581  |
|   |                  |             |  |  |  |                                |   |  |                                       |  |                   |  |   | Collections ... 1,87,687   |
|   |                  |             |  |  |  |                                |   |  |                                       |  |                   |  |   | Unauthorized 684   |
| Broach ...  | 400              | 15          | 26,47,978  | 37,607   | 4,00,209   | 52,332                         | 94,584                                  | 17,49,963  | 2,23,154                              | 5,976                                    | 1,31,913          | 1,65,936   | 2,357   | 23,69,536  |
|   |                  |             |  |  |  |                                |   |  |                                       |  |                   |  |   | Remissions ... 46,400  |
|   |                  |             |  |  |  |                                |   |  |                                       |  |                   |  |   | Suspensions... 11,93,175   |
|   |                  |             |  |  |  |                                |   |  |                                       |  |                   |  |   | Collections ... 10,29,001  |
|   |                  |             |  |  |  |                                |   |  |                                       |  |                   |  |   | Unauthorized .....   |
| Surat ...   | 814              | 35          | 23,80,951  | 45,946   | 4,06,927   | 39,029                         | 15,604                                  | 22,17,345  | 1,43,537                              | 12,563                                   | 1,55,562          | 1,62,012   | 1,631   | 27,00,358  |
|   |                  |             |  |  |  |                                |   |  |                                       |  |                   |  |   | Remissions ... 1,62,796  |
|   |                  |             |  |  |  |                                |   |  |                                       |  |                   |  |   | Suspensions... 3,63,944  |
|   |                  |             |  |  |  |                                |   |  |                                       |  |                   |  |   | Collections ... 21,63,646  |
|   |                  |             |  |  |  |                                |   |  |                                       |  |                   |  |   | Unauthorized .....   |
| Thana ...   | 1,588            | 97          | 15,62,196  | 449  | 1,28,114   | 8,801                          | 16,948                                  | 13,56,645  | 42,832                                | 34,497                                   | 1,07,538          | 1,04,141   | 4,744   | 10,40,869  |
|   |                  |             |  |  |  |                                |   |  |                                       |  |                   |  |   | Remissions ... 1,509   |
|   |                  |             |  |  |  |                                |   |  |                                       |  |                   |  |   | Suspensions... 6,76,171  |
|   |                  |             |  |  |  |                                |   |  |                                       |  |                   |  |   | Collections ... 9,40,601   |
|   |                  |             |  |  |  |                                |   |  |                                       |  |                   |  |   | Unauthorized 24,695  |
| Divisional Total.   | 4,825            | 301         | 1,41,25,078  | 1,50,616   | 28,64,784  | 3,45,847                       | 11,33,835                               | 86,35,668  | 10,98,155                             | 96,152                                   | 5,65,729          | 6,30,420   | 70,690  | 1,11,65,635  |
|   |                  |             |  |  |  |                                |   |  |                                       |  |                   |  |   | Remissions ... 4,01,760  |
|   |                  |             |  |  |  |                                |   |  |                                       |  |                   |  |   | Suspensions... 58,43,159   |
|   |                  |             |  |  |  |                                |   |  |                                       |  |                   |  |   | Collections ... 47,62,313  |
|   |                  |             |  |  |  |                                |   |  |                                       |  |                   |  |   | Unauthorized 39,217  |
| Extra Territorial.  | ...              | ...         | .....  | ...  | ...  | ...                            | ...                                     | .....  | ...                                   | ...                                      | ...               | ...  | ...   | .....  |
| Total for 1917-1918.                                      | 4,826            | 302         | 1,43,44,152  | 1,56,689   | 27,38,726  | 3,75,829                       | 11,55,473                               | 87,30,203  | 10,00,230                             | 96,009                                   | 7,26,203          | 6,40,377   | 27,352  | 1,14,67,670  |



DISTRICT FORM No. II

Southern Divisions for the Revenue year 1918-19 and balances outstanding on 31st July 1919.

| Arrears of Consolidated Revenue. |               |               |                 |               |               | Gross Consolidated original Demand. | Remitted or Demand cancelled or written off. | Suspended. | Collected.  | Overcollections (whether refunded or carried forward). | Balance unauthorised. | Non-Financial Items.  | Remarks. |
|----------------------------------|---------------|---------------|-----------------|---------------|---------------|-------------------------------------|--|------------|-------------|--|-----------------------|-----------------------|----------|
| Authorized.                      |               |               | Unauthorized.   |               |               |                                     |  |            |             |  |                       |                       |          |
| 15 1916-16.                      | 16 1916-17.   | 17 1917-18.   | 18 Other years. | 19 1916-17.   | 20 1917-18.   | T. P. V (5)                         | (6)  | (7)        | (8) + (10)  | (11)   | (12)                  | Foot note to T. P. V. | 21       |
| T. P. VII (2)                    | T. P. VII (3) | T. P. VII (4) | T. P. VII (5)   | T. P. VII (6) | T. P. VII (7) | T. P. V (5)                         | (6)  | (7)        | (8) + (10)  | (11)   | (12)                  | Foot note to T. P. V. | 21       |
| Rs.                              | Rs.           | Rs.           | Rs.             | Rs.           | Rs.           | Rs.                                 | Rs.  | Rs.        | Rs.         | Rs.  | Rs.                   | Rs.                   | Rs.      |
| 3,308                            | 87            | 2,929         | 322             | 9             | 5,069         | 18,15,979                           | 1,39,113                                     | 12,61,549  | 4,12,068    | 14,765   | 3,159                 | 2,078                 |          |
| 934                              | 87            | 113           |                 |               | 80            |                                     | 1,39,113                                     |            |             |  |                       |                       |          |
| 2,364                            |               | 2,817         |                 |               |               |                                     |  | 12,61,549  | 4,12,068    |  |                       |                       |          |
|                                  |               |               |                 |               | 3,136         |                                     |  |            |             |  |                       |                       |          |
|                                  |               |               | 322             | 2             | 1,976         |                                     |  |            |             |  | 3,159                 |                       |          |
| 17,685                           | 1,91,631      | 23            | 30,500          |               |               | 26,63,370                           | 3,96,622                                     | 21,36,470  | 67,440      | 313  | 30,538                | 11,137                |          |
| 4,685                            | 1,29,359      |               | 61              |               |               |                                     | 3,96,622                                     |            |             |  |                       |                       |          |
|                                  |               |               |                 |               |               |                                     |  | 21,36,470  |             |  |                       |                       |          |
|                                  |               | 6             | 14,526          |               |               |                                     |  |            | 67,440      |  |                       |                       |          |
|                                  | 2,342         | 16            | 14,571          |               |               |                                     |  |            |             |  | 30,538                |                       |          |
|                                  |               | 570           |                 |               | 68            | 4,08,351                            | 21,521                                       | 1,92,451   | 1,57,719    | 9,119  | 690                   | 3,519                 |          |
|                                  |               | 570           |                 |               |               |                                     |  |            |             |  |                       |                       |          |
|                                  |               |               |                 |               | 62            |                                     |  |            |             |  |                       |                       |          |
|                                  |               |               |                 |               | 6             |                                     |  |            |             |  |                       |                       |          |
| 1,925                            | 531           | 1,437         |                 |               | 16            | 22,72,794                           | 49,165                                       | 11,94,619  | 10,99,017   | 8,367  |                       | 2,913                 |          |
| 1,925                            | 531           |               |                 |               |               |                                     | 49,165                                       |            |             |  |                       |                       |          |
|                                  |               | 1,437         |                 |               |               |                                     |  | 11,94,619  |             |  |                       |                       |          |
|                                  |               |               |                 |               | 15            |                                     |  |            | 10,99,017   |  |                       |                       |          |
|                                  |               |               |                 |               | 1             | 97,09,369                           | 1,62,796                                     | 3,92,944   | 21,53,647   | 5,530  |                       | 2,052                 |          |
|                                  |               |               |                 |               |               |                                     | 1,62,796                                     |            |             |  |                       |                       |          |
|                                  |               |               |                 |               |               |                                     |  | 3,92,944   |             |  |                       |                       |          |
|                                  |               |               |                 |               | 1             |                                     |  |            | 21,53,647   |  |                       |                       |          |
| 647                              | 5,955         | 1,335         | 46              | 196           | 5,743         | 16,54,798                           | 9,409  | 6,77,042   | 9,45,143    | 27,431   | 23,139                | 9,916                 |          |
| 647                              | 5,955         | 175           |                 |               | 1,189         |                                     |  |            |             |  |                       |                       |          |
|                                  |               | 860           |                 |               | 11            |                                     |  |            |             |  |                       |                       |          |
|                                  |               | 302           | 45              | 194           | 4,101         |                                     |  |            |             |  |                       |                       |          |
|                                  |               |               |                 |               | 443           |                                     |  |            |             |  |                       |                       |          |
| 23,405                           | 1,95,504      | 6,296         | 29,568          | 197           | 10,900        | 1,14,34,705                         | 7,10,668                                     | 56,51,168  | 48,05,024   | 65,525   | 57,226                | 30,905                |          |
| 11,122                           | 1,96,162      | 258           | 61              |               | 1,969         | 7,10,668                            |  |            |             |  |                       |                       |          |
| 2,284                            |               | 5,654         |                 |               | 11            | 55,51,168                           |  |            |             |  |                       |                       |          |
|                                  |               | 306           | 14,913          | 194           | 7,296         | 43,05,024                           |  |            |             |  |                       |                       |          |
|                                  | 2,342         | 16            | 14,594          | 3             | 2,324         | 57,226                              |  |            |             |  |                       |                       |          |
|                                  |               |               |                 |               |               |                                     |  |            |             |  |                       |                       |          |
|                                  |               |               |                 |               |               |                                     |  |            |             |  |                       |                       |          |
| 72                               | 1,61,375      | 11,264        | 3,969           | 342           | 1,464         | 1,16,46,156                         | 1,94,166                                     | 2,31,999   | 1,11,83,680 | 66,427   | 35,291                | 31,620                |          |

\* The difference of one village is due to the amalgamation of the two villages of Moze Kareli and Wanta Kareli (G. R. R. D. No. 928, dated 14th September 1915).  
 † Includes L. F. on Rs. 35,306 of Bet-Revenue remitted as per G. O. Fam. 1341, dated 30th July 1919.

| Name of District.<br><br>1                                  | No. of Villages. |             | Gross fixed Revenue including N. A. and all other uses.<br>3 | Deduct.  |  |                                |                                 | Remaining fixed Revenue for Collection.               |         |          |  |        | Miscellaneous Revenue.<br>11 | Local Fund.<br>12 | Less collections in 1917-18 and earlier years.<br>13 |
|---|------------------|-------------|--|--|--|--------------------------------|---------------------------------|---|---------|----------|--|--------|------------------------------|-------------------|--|
|   | Khalisa.<br>2a   | Inam.<br>2b |  | Assessment of land assigned for special and public purposes including Forest.<br>4 | Not alienation of Total Inams (Class I to VII).<br>5 | Assessment of cultivable land. |                                 | Agricultural.   |         |          | Building and other N. A. assessment (including Judi in Class VII).<br>10 |        |                              |                   |  |
|   |                  |             |  |  |  | Unoccupied.<br>6               | Free or specially reduced.<br>7 | Government occupied land including specially reduced. |         |          |  |        |                              |                   |  |
|   |                  |             |  |  |  |                                |                                 | A.<br>8   | B.<br>9 | C.<br>10 |  |        |                              |                   |  |
| Corresponding columns in T. F. VIII-B.<br>CENTRAL DIVISION. |                  |             | Rs.  | Rs.  | Rs.  | Rs.                            | Rs.                             | Rs.   | Rs.     | Rs.      | Rs.  | Rs.    | Rs.                          | Rs.               | T. P. V (b)<br>Rs.                                   |
| 1 Ahmednagar ...  | 1,234            | 141         | 21,49,488  | 266  | 2,81,123   | 8,019                          | 1                               | 16,80,621   | ...     | 3        | 1,68,440   | 1,116  | 37,309                       | 1,34,637          | 5,811  |
| 2 East Khândesh ...   | 1,737            | 654         | 32,21,259  | 830  | 3,84,224   | 28,823                         | 998                             | 27,41,740   | 231     | 577      | 1,41,660   | 22,176 | 71,191                       | 2,02,019          | 1,427  |
| 3 West Khândesh ...   | 1,442            | 45          | 21,89,578  | 34   | 1,97,322   | 62,070                         | 49                              | 18,60,278   | ...     | 16       | 50,093   | 10,746 | 85,675                       | 1,33,154          | 356  |
| 4 Nâsik ...   | 1,532            | 162         | 22,23,318  | 14   | 3,04,662   | 23,836                         | 99                              | 17,62,526   | 38      | ...      | 1,25,765   | 6,359  | 46,690                       | 1,37,644          | 3,945  |
| 5 Poona ...   | 1,004            | 197         | 19,27,589  | 1,648  | 3,87,127   | 7,758                          | 817                             | 13,79,609   | 469     | 4,140    | 1,35,453   | 17,568 | 45,686                       | 1,21,361          | 8,372  |
| Extra Territorial ...                                       | ...              | ...         | 7,157  | 6,423  | 88   | 18                             | -256                            | .....   | ...     | ...      | 373  | ...    | ...                          | ...               | ...  |
| 6 Sâtâra ...  | 966              | 389         | 20,04,841  | 1,271  | 6,67,029   | 7,366                          | 1,900                           | 16,23,462   | ...     | 4,402    | 3,92,270   | 7,641  | 24,730                       | 1,79,560          | 6,470  |
| Extra Territorial ...                                       | ...              | ...         | 10,577   | 158  | ...  | ...                            | ...                             | .....   | ...     | ...      | 10,368   | 151    | ...                          | ...               | ...  |
| 7 Sholâpur ...  | 669              | 50          | 13,84,416  | 819  | 1,40,578   | 4,847                          | 359                             | 11,53,608   | ...     | 900      | 66,423   | 17,983 | 71,773                       | 89,492            | ...  |
| Extra Territorial ...                                       | ...              | ...         | 1,815  | ...  | ...  | ...                            | ...                             | .....   | ...     | ...      | 1,815  | ...    | 946                          | ...               | ...  |
| Total for Central Division                                  | 8,584            | 1,050       | 1,60,00,439  | 4,883  | 24,52,084  | 1,43,619                       | 3,522                           | 1,22,11,744   | 738     | 10,038   | 10,80,104  | 83,758 | 3,83,053                     | 9,08,757          | 25,411   |
| Extra Territorial   | ...              | ...         | 10,649   | 6,580  | 88   | 18                             | 256                             | .....   | ...     | ...      | 12,556   | 151    | 946                          | 9                 | ...  |
| Total for 1917-1918   | 8,584            | 1,050       | 1,66,36,714  | 5,012  | 24,19,976  | 1,42,359                       | 3,474                           | 1,16,95,383   | 726     | 9,790    | 10,77,221  | 82,643 | 5,10,689                     | 9,79,741          | 26,105   |



| 1<br>Name of district.                     | No. of Villages. |              | 3<br>Gross fixed Revenue including N. A. and all other uses. | Deduct.  |   |                                | Remaining fixed Revenue for Collection. |  |                                      | 11<br>Fluctuating Miscellaneous Revenue. | 12<br>Local Fund. | 13<br>Less collections in 1917-18 and earlier years. | 14<br>Total current year consolidated Land Revenue Demand (8) to (12) minus (13). |   |
|--|------------------|--------------|--|--|---|--------------------------------|---|--|--------------------------------------|--|-------------------|--|---|---|
|  | 2a<br>Khalga.    | 2b<br>Inam.  |  | 4<br>Assessment of land assigned for special and public purposes including Forest. | 5<br>Net allotment of Total Inams (Class I to VII). | Assessment of cultivable land. |   | Agricultural.  |                                      |  |                   |  |   | 10<br>Building and other N. A. assessment (including judi in Class VII).  |
|  |                  |              |  |  |   | 6<br>Unoccupied.               | 7<br>Free or specially reduced.         | 8<br>Government occupied land including specially reduced. | 9<br>Allotted lands (Class I to VI). |  |                   |  |   |   |
| Corresponding columns in T. F. VIII-B.     |                  |              | Rs.  | Rs.  | Rs.   | Rs.                            | Rs.                                     | Rs.  | Rs.                                  | Rs.                                      | Rs.               | Rs.  |   |   |
| <b>SOUTHERN DIVISION.</b>                  |                  |              |  |  |   |                                |   |  |                                      |  |                   |  |   |   |
| Belgaum ...                                | 913              | 219          | 24,36,067  | 3,247  | 6,42,726  | 14,896                         | 30                                      | 19,86,008  | 4,87,923                             | 1,927                                    | 48,425            | 1,50,800   | 4,679   | Remissions ... 19,69,704<br>Suspensions ... 5,910<br>Collections ... 8,51,237<br>Unauthorized Arrears ... 16,06,544<br>2,963        |
| BJápur ...                                 | 1,019            | 161          | 19,83,463  | 62   | 3,74,385  | 5,933                          | 91                                      | 12,28,560  | 3,18,813                             | 5,619                                    | 54,039            | 1,22,146   | 2,620   | Remissions ... 17,26,557<br>Suspensions ... 421<br>Collections ... 5,83,749<br>Unauthorized Arrears ... 11,40,046<br>1,371          |
| Dhárwár ...                                | 1,289            | 184          | 35,66,870  | 18,770   | 6,06,280  | 33,366                         | 109                                     | 22,90,056  | 6,00,916                             | 3,373                                    | 43,225            | 2,10,560   | 3,102   | Remissions ... 31,68,098<br>Suspensions ... 1,30,724<br>Collections ... 4,53,911<br>Unauthorized Arrears ... 25,81,607<br>1,786     |
| Kánara ...                                 | 1,410            | ...          | 10,66,068  | 12   | 4,788   | 59,661                         | 743                                     | 9,99,252   | 85                                   | 527                                      | 10,873            | 63,353   | 623   | Remissions ... 10,73,667<br>Suspensions ... 423<br>Collections ... 1,24,616<br>Unauthorized Arrears ... 9,44,763<br>33              |
| Kolába ...                                 | 1,541            | 93           | 14,44,223  | 046  | 93,385  | 3,366                          | 3,773                                   | 13,07,095  | 23,383                               | 7,285                                    | 16,980            | 90,000   | 2,337   | Remissions ... 14,42,433<br>Suspensions ... 8,630<br>Collections ... 3,78,834<br>Unauthorized Arrears ... 10,53,197<br>1,782        |
| Ratnágiri ...                              | 1,269            | 68           | 9,93,725   | 241  | 83,508  | 1,834                          | 21,031                                  | 8,71,051   | 20,381                               | 559                                      | 19,162            | 61,872   | 3,910   | Remissions ... 9,69,145<br>Suspensions ... 26,304<br>Collections ... 78,624<br>Unauthorized Arrears ... 6,62,553<br>11,564          |
| <b>Total ...</b>                           | <b>7,444</b>     | <b>724</b>   | <b>1,14,44,405</b>   | <b>23,278</b>  | <b>18,05,162</b>                                    | <b>1,19,046</b>                | <b>30,777</b>                           | <b>79,82,022</b>   | <b>14,59,800</b>                     | <b>24,320</b>                            | <b>1,02,713</b>   | <b>7,07,740</b>                                      | <b>17,161</b>   | Remissions ... 1,03,49,434<br>Suspensions ... 1,79,204<br>Collections ... 19,70,221<br>Unauthorized Arrears ... 81,70,910<br>19,499 |
| Extra Territorial—                         |                  |              |  |  |   |                                |   |  |                                      |  |                   |  |   |   |
| Belgaum ...                                | ...              | ...          | 22,978   | ...  | 3,188   | ...                            | ...                                     | 1,481  | 18,310                               | ...                                      | 8                 | ...  | 90  | 19,775  |
| BJápur ...                                 | ...              | ...          | 2,042  | ...  | 463   | ...                            | ...                                     | ...  | ...                                  | ...                                      | ...               | ...  | ...   | 1,679   |
| Dhárwár ...                                | ...              | ...          | 5,792  | ...  | 73  | ...                            | 1,527                                   | 4,166  | 26                                   | ...                                      | ...               | ...  | ...   | 4,102   |
| <b>Total Extra Territorial ...</b>         | <b>...</b>       | <b>...</b>   | <b>30,813</b>  | <b>...</b>   | <b>3,724</b>  | <b>...</b>                     | <b>1,527</b>                            | <b>5,647</b>   | <b>18,336</b>                        | <b>...</b>                               | <b>8</b>          | <b>...</b>   | <b>90</b>   | <b>25,546</b>   |
| <b>Total for 1917-18 ...</b>               | <b>7,445</b>     | <b>723</b>   | <b>1,14,54,176</b>   | <b>23,147</b>  | <b>18,13,947</b>                                    | <b>1,18,701</b>                | <b>32,404</b>                           | <b>79,96,038</b>   | <b>14,49,629</b>                     | <b>22,250</b>                            | <b>1,90,743</b>   | <b>7,07,265</b>                                      | <b>15,801</b>   | Remissions ... 1,03,51,133<br>Suspensions ... 62,444<br>Collections ... 1,79,204<br>Unauthorized Arrears ... 81,70,910<br>4,255     |
| Extra Territorial ...                      | ...              | ...          | 30,813   | ...  | 3,724   | ...                            | 1,527                                   | 6,041  | 10,521                               | ...                                      | 49                | ...  | ...   | 25,611  |
| <b>Total for the Presidency proper ...</b> | <b>20,853</b>    | <b>2,075</b> | <b>4,15,69,973</b>   | <b>1,78,776</b>  | <b>69,33,000</b>                                    | <b>6,08,512</b>                | <b>11,68,184</b>                        | <b>2,88,40,210</b>   | <b>86,38,060</b>                     | <b>2,04,230</b>                          | <b>11,41,405</b>  | <b>26,36,917</b>                                     | <b>1,13,162</b>   | <b>3,62,47,750</b>  |
| Extra Territorial ...                      | ...              | ...          | 30,462   | 6,599  | 3,819   | 18                             | 1,783                                   | 5,647  | 30,802                               | 151                                      | 949               | 9  | 90  | 39,208  |
| <b>Total for 1917-18 ...</b>               | <b>20,853</b>    | <b>2,075</b> | <b>4,14,83,042</b>   | <b>1,84,848</b>  | <b>69,72,649</b>                                    | <b>6,33,582</b>                | <b>11,91,351</b>                        | <b>2,86,22,070</b>   | <b>86,26,140</b>                     | <b>2,04,102</b>                          | <b>14,22,097</b>  | <b>26,36,383</b>                                     | <b>70,848</b>   | <b>3,63,38,974</b>  |



## APPENDIX NO. II—TAGAI FORM IX—PRINCIPAL.

Trial Balance Sheet and Wasul Baki Statement for the districts in the Northern Division for 1918-19.

| Serial No. | Name of district. | Balance on 1st October 1918. | In the year.                  |  |                          | Demands overdue. |               | Balance at the end of September 1919. | Voluntary overpayments out of future instalments included in column 6, 10 | Remarks.   |
|------------|-------------------|------------------------------|-------------------------------|--|--------------------------|------------------|---------------|---------------------------------------|---|--|
|            |                   |                              | Debits not including refunds. | Cash credits (including over-collections). | Written off or remitted. | Suspended.       | Unauthorised. |                                       |   |  |
| 1          | 2                 | 3                            | 4                             | 5  | 6                        | 7                | 8             | 9                                     | 10  | 11   |
|            |                   | Rs.                          | Rs.                           | Rs.  | Rs.                      | Rs.              | Rs.           | Rs.                                   | Rs.   |  |
| 1          | Ahmedabad ...     | 7,67,584*                    | 23,20,546                     | 23,751                                     | 96                       | 1,79,803         | 995           | 30,64,903                             | 2,339   | * The difference between the balance as it stood at the end of September 1918 and that on 1st October 1918 cannot be explained on account of the destruction of the Records of the North Daskroi Taluka. |
| 2          | Kaira ...         | 8,61,892†                    | 25,14,060‡                    | 7,216                                      | ...                      | 17,141           | 1,029         | 30,98,796§                            | 1,544   | † Includes Rs. 125 advanced to Babaris.<br>‡ Includes Rs. 230 advanced to Dhod Weavers.<br>§ Do. do.   |
| 3          | Panch Mahals ...  | 1,20,277                     | 5,85,415                      | 11,491                                     | ...                      | 44,431           | 24            | 6,94,201                              | 926   |  |
| 4          | Broach ...        | 10,249                       | 22,13,068                     | 8,524                                      | 193                      | 6,160            | ...           | 22,19,600                             | ...   |  |
| 5          | Surat ...         | 20,099                       | 1,06,061                      | 7,143                                      | ...                      | 722              | ...           | 1,19,007                              | ...   |  |
| 6          | Thana ...         | 23,719                       | 3,06,388                      | 8,961                                      | ...                      | 9,378            | 373           | 3,26,144                              | 693   |  |
|            | Total ...         | 15,83,820                    | 80,45,516                     | 57,066                                     | 289                      | 2,57,214         | 2,421         | 95,21,981                             | 5,541   |  |

## TAGAI FORM IX—INTEREST.

| Serial No. | Name of district. | Balance on 1st October 1918. | In the year.                  |  |                          | Demands overdue. |               | Balance at the end of September 1919. | Remarks.   |
|------------|-------------------|------------------------------|-------------------------------|--|--------------------------|------------------|---------------|---------------------------------------|--|
|            |                   |                              | Debits not including refunds. | Cash credits (including over-collections). | Written off or remitted. | Suspended.       | Unauthorised. |                                       |  |
| 1          | 2                 | 3                            | 4                             | 5  | 6                        | 7                | 8             | 9                                     | 10   |
|            |                   | Rs.                          | Rs.                           | Rs.  | Rs.                      | Rs.              | Rs.           | Rs.                                   |  |
| 1          | Ahmedabad ...     | 45,144*                      | 78,984                        | 5,825                                      | 70                       | 36,857           | 451           | 1,18,233                              | *Vide remarks as regards balance on 1st October 1918 in the Principal Statement.   |
| 2          | Kaira ...         | 49,915†                      | 1,09,673‡                     | 825  | ...                      | 4,139            | 699           | 1,58,763                              | † Includes Rs. 12 on account of loan to Babaris.<br>‡ Includes Rs. 794 on account of loan to Babaris and Rs. 7 on account of loan to Dhod Weavers. |
| 3          | Panch Mahals ...  | 8,221                        | 23,415                        | 3,001                                      | ...                      | 5,222            | 1             | 23,635                                |  |
| 4          | Broach ...        | 853                          | 75,023                        | 176  | ...                      | 718              | ...           | 76,699                                |  |
| 5          | Surat ...         | 727                          | 1,431                         | 1,364                                      | ...                      | ...              | ...           | 794                                   |  |
| 6          | Thana ...         | 48                           | 1,554                         | 833  | ...                      | 680              | 80            | 770                                   |  |
|            | Total ...         | 99,908                       | 2,90,979                      | 12,023                                     | 70                       | 47,619           | 1,224         | 8,78,794                              |  |

## TAGAI FORM IX—PRINCIPAL.

*Trial Balance Sheet and Wasul Baki Statement of Tagai advances for the districts in the Central Division for the year ending 30th September 1919.*

| Serial No. | Name of district. | Balance on 1st October 1918. | In the year.                |  |                          | Demands overdue. |               | Balance at the end of September 1919. | Voluntary overpayments out of future instalments included in column 5. | Remarks. |
|------------|-------------------|------------------------------|-----------------------------|--|--------------------------|------------------|---------------|---------------------------------------|--|----------|
|            |                   |                              | Debits (including refunds). | Cash credits (including over collections). | Written off or remitted. | Suspended.       | Unauthorized. |                                       |  |          |
| 1          | 2                 | 3                            | 4                           | 5  | 6                        | 7                | 8             | 9                                     | 10   | 11       |
|            |                   | Rs.                          | Rs.                         | Rs.  | Rs.                      | Rs.              | Rs.           | Rs.                                   | Rs.  |          |
| 1          | Ahmednagar        | 6,79,970                     | 94,69,044                   | 11,622                                     | .....                    | 1,60,606         | 3,431         | 31,37,392                             | 4,866  |          |
| 2          | East Khândesh     | 40,868                       | 9,25,575                    | 15,300                                     | .....                    | 587              | 902           | 9,51,163                              | 279  |          |
| 3          | West Khândesh     | 61,527                       | 9,83,789                    | 7,090                                      | 62                       | 27,361           | 867           | 10,38,173                             | 72   |          |
| 4          | Nâsik             | 61,661                       | 6,83,084                    | 5,224                                      | .....                    | 14,793           | .....         | 7,39,491                              | 1,102  |          |
| 5          | Poona             | 2,85,211                     | 20,20,469                   | 16,225                                     | .....                    | 21,890           | .....         | 22,89,325                             | 4,443  |          |
| 6          | Sâtâra            | 1,33,329                     | 7,22,356                    | 20,922                                     | .....                    | 36,544           | 3,899         | 8,39,633                              | 7,464  |          |
| 7          | Sholâpur          | 3,06,439                     | 2,15,508                    | 49,889                                     | .....                    | 22,062           | .....         | 4,72,058                              | 1,449  |          |
|            | Total for C. D.   | 15,74,115                    | 74,19,764                   | 1,26,332                                   | 62                       | 3,03,933         | 9,089         | 88,57,495                             | 19,695   |          |

## TAGAI FORM IX—INTEREST.

| Serial No. | Name of district. | Balance on 1st October 1918. | In the year.                |  |                          | Demands overdue. |               | Balance at the end of September 1919. | Remarks. |
|------------|-------------------|------------------------------|-----------------------------|--|--------------------------|------------------|---------------|---------------------------------------|----------|
|            |                   |                              | Debits (including refunds). | Cash credits (including over collections). | Written off or remitted. | Suspended.       | Unauthorized. |                                       |          |
| 1          | 2                 | 3                            | 4                           | 5  | 6                        | 7                | 8             | 9                                     | 10       |
|            |                   | Rs.                          | Rs.                         | Rs.  | Rs.                      | Rs.              | Rs.           | Rs.                                   |          |
| 1          | Ahmednagar        | 19,806                       | 57,954                      | 3,065                                      | .....                    | 64,734           | 1,808         | 74,205                                |          |
| 2          | East Khândesh     | 2,732                        | 14,055                      | 2,562                                      | .....                    | 92               | 129           | 14,230                                |          |
| 3          | West Khândesh     | 479                          | 3,209                       | 1,248                                      | 2                        | 4,218            | 291           | 2,455                                 |          |
| 4          | Nâsik             | 3,583                        | 26,423                      | 870  | .....                    | 3,399            | .....         | 29,406                                |          |
| 5          | Poona             | 6,370                        | 16,452                      | 3,025                                      | .....                    | 6,377            | 24            | 19,727                                |          |
| 6          | Sâtâra            | 1,269                        | 14,692                      | 3,881                                      | .....                    | 7,699            | 935           | 12,061                                |          |
| 7          | Sholâpur          | 10,093                       | 21,452                      | 14,963                                     | .....                    | 5,313            | 1             | 16,563                                |          |
|            | Total for C. D.   | 43,832                       | 1,54,317                    | 29,414                                     | 2                        | 91,832           | 3,188         | 1,68,756                              |          |

## APPENDIX No. III—DISTRICT FORM I.

Statement showing details of area in the districts of Northern, Central and Southern Divisions, for 1918-19.

| Serial No.                | Name of district.                        | Gross area. | Deduct.                      |                                     |  |   |                           |                            | Remaining occupied assessed land. |              |           |
|---------------------------|--|-------------|------------------------------|-------------------------------------|--|---|---------------------------|----------------------------|-----------------------------------|--------------|-----------|
|                           |  |             | Un-assessed cultivable land. | Land not available for cultivation. |  |   | Cultivable assessed land. |                            | Government.                       |              | Allotted. |
|                           |  |             |                              | Uncultivable.                       | Assigned for special and public uses including Forest. | Used for buildings and other N. A. purposes not including plots within village site or city survey. | Un-occupied.              | Free or specially reduced. | Ordinary.                         | Restrict-ed. |           |
| 1                         | 2  | 3           | 4                            | 5                                   | 6  | 7   | 8                         | 9                          | 10                                | 11           | 12        |
| <b>NORTHERN DIVISION.</b> |  |             |                              |                                     |  |   |                           |                            |                                   |              |           |
| 1                         | Ahmedabad ...                            | 2,458,034   | 6,143                        | 369,623                             | Forest... 19,031<br>Others... 99,123<br>111,154        | 016   | 123,311                   | 226,601                    | 1,084,049                         | 95,977       | 430,168   |
| 2                         | Kaira ...                                | 1,026,540   | 1,011                        | 57,513                              | 90,924   | 183   | 11,733                    | 65,370                     | 366,919                           | 81,540       | 341,547   |
| 3                         | Panch Mahals ...                         | 1,027,733   | 35,243                       | 61,739                              | Forest... 212,254<br>Others... 82,127<br>294,381       | 137   | 42,953                    | 208,503                    | 96,427                            | 163,163      | 175,187   |
| 4                         | Broach ...                               | 940,322     | 2,734                        | 106,568                             | 57,263   | 49  | 23,689                    | 31,162                     | 410,318                           | 90,630       | 187,979   |
| 5                         | Surat ...                                | 1,058,177   | 100,947                      | 55,802                              | 103,117  | 366   | 24,165                    | 2,414                      | 630,367                           | 35,493       | 106,006   |
| 6                         | Thána ...                                | 2,289,666   | 56,893                       | 164,718                             | Forest... 919,392<br>Others... 96,683<br>1,016,075     | 3,855   | 6,993                     | 3,421                      | 875,561                           | 8,314        | 151,906   |
|                           | Total for Northern Division.             | 8,800,573   | 204,971                      | 905,463                             | Forest... 1,143,677<br>Others... 479,137<br>1,622,814  | 5,539   | 233,794                   | 527,451                    | 3,463,641                         | 415,117      | 1,401,793 |
|                           | Total for Northern Division for 1917-18. | 8,796,959   | 205,397                      | 906,242                             | Forest... 1,143,570<br>Others... 480,303<br>1,623,873  | 5,395   | 248,244                   | 512,054                    | 3,680,510                         | 414,745      | 1,400,497 |
| <b>CENTRAL DIVISION.</b>  |  |             |                              |                                     |  |   |                           |                            |                                   |              |           |
| 1                         | Ahmednagar ...                           | 4,241,860   | 13,003                       | 333,188                             | Others... 117,216<br>Forest... 538,687<br>655,903      | 852   | 27,399                    | 1                          | 2,563,007                         | 10,571       | 638,046   |
| 2                         | East Khândesh ...                        | 2,908,686   | 2,519                        | 264,557                             | Others... 102,195<br>Forest... 416,041<br>518,236      | 1,310   | 57,015                    | 604                        | 1,770,487                         | 33,893       | 254,096   |
| 3                         | West Khândesh ...                        | 3,479,816   | 20,069                       | 860,654                             | Others... 100,961<br>Forest... 779,579<br>880,540      | 406   | 149,725                   | 68                         | 1,048,324                         | 375,499      | 144,501   |
| 4                         | Násik ...                                | 3,769,560   | 15,736                       | 260,557                             | Others... 135,515<br>Forest... 816,603<br>952,118      | 537   | 58,097                    | 248                        | 1,979,218                         | 103,068      | 401,253   |
| 5                         | Poona ...                                | 3,423,077   | 798                          | 278,078                             | Others... 136,199<br>Forest... 443,550<br>585,040      | 6,615   | 13,436                    | 310                        | 1,003,893                         | 3,947        | 625,941   |
| 6                         | Sátára ...                               | 3,141,603   | 10,640                       | 232,372                             | Others... 91,341<br>Forest... 453,675<br>545,016       | 669   | 22,898                    | 1,237                      | 1,408,710                         | 5,420        | 914,441   |
| 7                         | Sholápur ...                             | 2,016,048   | 3,424                        | 161,250                             | Others... 99,091<br>Forest... 123,396<br>222,487       | 834   | 13,125                    | 248                        | 2,081,700                         | 53,357       | 379,533   |
|                           | Extra Territorial ...                    | 4,963       | ...                          | 3                                   | 4,536  | .....   | 19                        | 56                         | .....                             | ...          | 50        |
|                           | Total for Central Division.              | 23,885,920  | 73,169                       | 2,390,669                           | Others... 787,353<br>Forest... 3,575,831<br>4,363,184  | 10,943  | 341,714                   | 2,793                      | 12,759,494                        | 686,074      | 3,357,561 |
|                           | Total for Central Division for 1917-18.  | 23,881,686  | 75,113                       | 2,390,536                           | Others... 777,693<br>Forest... 3,603,442<br>4,381,134  | 10,260  | 349,401                   | 3,688                      | 12,757,749                        | 660,479      | 3,354,326 |



## APPENDIX No. III—DISTRICT FORM I—continued.

| Serial No.         | Name of district.                        | Gross area. | Deduct.                      |                                     |  |   |                           |                            | Remaining occupied assessed land. |             |            |
|--------------------|--|-------------|------------------------------|-------------------------------------|--|---|---------------------------|----------------------------|-----------------------------------|-------------|------------|
|                    |  |             | Un-assessed cultivable land. | Land not available for cultivation. |  |   | Cultivable assessed land. |                            | Government.                       |             | Alienated. |
|                    |  |             |                              | Uncultivable.                       | Assigned for special and public uses including Forest. | Used for buildings and other N. A. purposes not including plots within village site or city survey. | Un-occupied.              | Free or specially reduced. | Ordinary.                         | Restricted. |            |
|                    |  |             |                              |                                     |  |   |                           |                            |                                   |             |            |
| SOUTHERN DIVISION. |  |             |                              |                                     |  |   |                           |                            |                                   |             |            |
| 1                  | Belgaum                                  | 2,834,506   | 37,925                       | 84,397                              | Others... 106,413<br>Forest... 437,100                 | 1,341   | 35,426                    | 223                        | 1,141,748                         | 5,349       | 984,073    |
| 2                  | Bijapur                                  | 2,652,916   | 21,762                       | 121,414                             | Others... 72,987<br>Forest... 177,168                  | 286   | 27,778                    | 191                        | 2,166,680                         | 16,844      | 1,057,816  |
| 3                  | Dhárwār                                  | 2,278,924   | 12,433                       | 60,339                              | Others... 162,790<br>Forest... 242,341                 | 577   | 39,484                    | 114                        | 1,590,344                         | 12,366      | 757,537    |
| 4                  | Hánara                                   | 2,626,092   | 1,009                        | 43,232                              | Others... 21,987<br>Forest... 2,072,064                | 119   | 43,212                    | 419                        | 333,925                           | 4,640       | 296        |
| 5                  | Kolába                                   | 1,287,483   | 20,430                       | 196,814                             | Others... 36,580<br>Forest... 329,946                  | 626   | 2,624                     | 1,808                      | 720,946                           | 57          | 77,652     |
| 6                  | Rátnágiri                                | 2,563,548   | 7,349                        | 705,534                             | Others... 17,236<br>Forest... 14,339                   | 211   | 1,819                     | 6,688                      | 1,589,577                         | 4,614       | 216,181    |
|                    | Extra Territorial                        | 6,312       | —                            | 63                                  | —  | —   | —                         | —                          | 3,013                             | —           | 3,136      |
|                    | Total for Southern Division.             | 15,849,660  | 100,908                      | 1,217,692                           | Others... 417,963<br>Forest... 3,272,968<br>3,690,931  | 3,160   | 150,343                   | 9,453                      | 7,536,133                         | 43,670      | 3,096,990  |
|                    | Total for Southern Division for 1917-18. | 15,842,994  | 99,708                       | 1,215,543                           | Others... 414,284<br>Forest... 3,275,998<br>3,690,282  | 2,635   | 147,582                   | 9,550                      | 7,532,665                         | 45,031      | 3,099,798  |
|                    | Total for the Presidency proper.         | 42,536,172  | 379,068                      | 4,514,014                           | 9,676,929  | 19,641  | 725,861                   | 639,696                    | 23,779,268                        | 1,045,061   | 7,856,644  |
|                    | Total for 1917-18                        | 48,621,639  | 380,218                      | 4,512,321                           | 9,695,989  | 18,491  | 745,227                   | 324,222                    | 23,970,924                        | 1,008,470   | 7,854,621  |

## APPENDIX No. V.—

## Return of Major and Minor Coercive Processes in the Districts of Northern,

| No.                       | District.                          | Notices.      |                       |                       | Chauthal Fine.        |                       |           | Distraint of Movables. |                       |                 | Forfeiture        |           |           |             |
|---------------------------|------------------------------------|---------------|-----------------------|-----------------------|-----------------------|-----------------------|-----------|------------------------|-----------------------|-----------------|-------------------|-----------|-----------|-------------|
|                           |                                    | Number issued | For how much arrears. | Fees to be recovered. | Number of Kablo-dars. | For how much arrears. | Penal-ty. | Number of Kablo-dars.  | For how much arrears. | Sale pro-ceeds. | Num-ber of cases. | Arre-ars. | Area.     | Asses-ment. |
| 1                         | 2                                  | 3             | 4                     | 5                     | 6                     | 7                     | 8         | 9                      | 10                    | 11              | 12                | 13        | 14        | 15          |
| <b>NORTHERN DIVISION.</b> |                                    |               |                       |                       |                       |                       |           |                        |                       |                 |                   |           |           |             |
| 1                         | Ahmedabad                          | 214           | 6,032                 | 77                    | 16                    | 1,005                 | 276       | 1                      | 21                    | ...             | 8                 | 18        | 57 0 0    | 112         |
| 2                         | Kaira                              | 64            | 1,341                 | 25                    | 1                     | 3                     | 1         | ...                    | ...                   | ...             | 2                 | 28        | 15 0 0    | 26          |
| 3                         | Panch Mahals                       | 242           | 2,237                 | 88                    | 1                     | 78                    | 19        | ...                    | ...                   | ...             | ...               | ...       | ...       | ...         |
| 4                         | Broach                             | 178           | 7,407                 | 71                    | ...                   | ...                   | ...       | ...                    | ...                   | ...             | 2                 | 2         | 0 1 5     | 1           |
| 5                         | Surat                              | 309           | 4,020                 | 132                   | 13                    | 518                   | 94        | ...                    | ...                   | ...             | 1                 | 32        | 6 0 0     | 30          |
| 6                         | Thana                              | 3,633         | 54,425                | 1,424                 | 80                    | 1,841                 | 377       | 1                      | 3                     | 3               | 2                 | 10        | 6 0 0     | 10          |
|                           | Total                              | 4,690         | 76,371                | 1,818                 | 111                   | 3,445                 | 767       | 2                      | 24                    | 8               | 15                | 261       | 83 0 0    | 179         |
| <b>CENTRAL DIVISION.</b>  |                                    |               |                       |                       |                       |                       |           |                        |                       |                 |                   |           |           |             |
| 1                         | Ahmednagar                         | ...           | ...                   | ...                   | 5                     | 108                   | 47        | 5                      | 100                   | 203             | ...               | ...       | ...       | ...         |
| 2                         | East Khândesh                      | 57            | 2,123                 | 37                    | 45                    | 1,076                 | 269       | ...                    | ...                   | ...             | ...               | ...       | ...       | ...         |
| 3                         | West Khândesh                      | 578           | 13,825                | 239                   | 136                   | 2,405                 | 599       | ...                    | ...                   | ...             | 4                 | 3         | 0 3 0     | 5           |
| 4                         | Nasik                              | 20            | 468                   | 7                     | 40                    | 729                   | 157       | 5                      | 71                    | 36              | 3                 | 24        | 37 0 0    | 17          |
| 5                         | Poona                              | 13            | 876                   | 6                     | 90                    | 722                   | 180       | 1                      | 4                     | 8               | 4                 | 40        | 17 0 0    | 21          |
| 6                         | Sâtara                             | 21            | 110                   | 7                     | 325                   | 2,147                 | 470       | 3                      | 33                    | 3               | ...               | ...       | ...       | ...         |
| 7                         | Sholapur                           | 66            | 944                   | 31                    | 21                    | 738                   | 154       | 2                      | 47                    | 41              | 1                 | 24        | 36 0 0    | 22          |
|                           | Total                              | 735           | 17,846                | 327                   | 662                   | 8,016                 | 1,856     | 16                     | 845                   | 381             | 12                | 91        | 90 3 0    | 63          |
| <b>SOUTHERN DIVISION.</b> |                                    |               |                       |                       |                       |                       |           |                        |                       |                 |                   |           |           |             |
| 1                         | Belgaum †                          | 82            | 1,920                 | 18                    | 3,326                 | 34,357                | 2,933     | 1                      | 22                    | 22              | 12                | 179       | 202 0 0   | 165         |
| 2                         | Bijapur †                          | 182           | 22,007                | 70                    | 62                    | 2,565                 | 641       | ...                    | ...                   | ...             | 14                | 293       | 307 0 0   | 178         |
| 3                         | Dhârwar ‡                          | 625           | 15,481                | 258                   | 464                   | 8,712                 | 2,057     | 10                     | 317                   | 353             | 69                | 1,534     | 816 0 0   | 1,626       |
| 4                         | Kânara §                           | 644           | 6,941                 | 218                   | 241                   | 3,278                 | 427       | 23                     | 911                   | 61              | 65                | 1,078     | 513 0 0   | 1,043       |
| 5                         | Kolaba                             | 192           | 2,379                 | 62                    | 1                     | 11                    | 2         | 24                     | 1,133                 | 406             | ...               | ...       | ...       | ...         |
| 6                         | Ratnâgiri                          | ...           | ...                   | ...                   | ...                   | ...                   | ...       | 342                    | 15,685                | 454             | ...               | ...       | ...       | ...         |
|                           | Total                              | 1,623         | 47,028                | 631                   | 4,154                 | 48,953                | 6,065     | 400                    | 18,268                | 1,299           | 160               | 3,463     | 1,633 0 0 | 3,214       |
|                           | Total for the Presidency Proper... | 7,297         | 1,41,245              | 2,766                 | 4,927                 | 60,414                | 8,658     | 418                    | 18,637                | 1,683           | 157               | 3,335     | 2,011 3 0 | 3,456       |

\* The cases of forfeiture are of village site land given for building purposes.

† Sale proceedings were in progress as regards 23 acres.

‡ An area of 151 acres was released from forfeiture on payment of arrears before sales, and sale-proceedings were in progress as regards 61 acres.

§ An area of 140 acres was released from forfeiture on payment of arrears before sale, and sale-proceedings were in progress as regards 623 acres.

¶ An area of 73 acres was released from forfeiture on payment of arrears before sale.

DISTRICT FORM VI.

Central and Southern Divisions in the Revenue Year ending 31st July 1919.

| and sale of occupancy, Section 153. |             |           |                         |             |                                |             | Other Immovable Property, section 155. |          |       |             |       |             |           | Arrests and imprisonment, section 157. |                          |
|-------------------------------------|-------------|-----------|-------------------------|-------------|--------------------------------|-------------|--|----------|-------|-------------|-------|-------------|-----------|--|--------------------------|
| Sold.                               |             |           | Restored on new Tenure. |             | Remaining as Government waste. |             | Number of cases.                       | Arrears. | Area. | Assessment. | Sold. |             |           |  | Bought in by Government. |
| Area.                               | Assessment. | Proceeds. | Area.                   | Assessment. | Area.                          | Assessment. |  |          |       |             | Area. | Assessment. | Proceeds. |  |                          |
| 16                                  | 17          | 18        | 19                      | 20          | 21                             | 22          | 23                                     | 24       | 25    | 26          | 27    | 28          | 29        | 30                                     | 31                       |
| A. g. y.                            | Rs. & p.    | Rs.       |                         | Rs.         | A. g. y.                       | Rs.         |  | Rs.      |       | Rs.         |       | Rs.         | Rs.       |  |                          |
| ...                                 | .....       | ...       | ...                     | ...         | 57 0 0                         | 112         | ...                                    | ...      | ...   | ...         | ...   | ...         | ...       | ...                                    | ...                      |
| ...                                 | .....       | ...       | ...                     | ...         | 15 0 0                         | 26          | ...                                    | ...      | ...   | ...         | ...   | ...         | ...       | ...                                    | ...                      |
| ...                                 | .....       | ...       | ...                     | ...         | ...                            | ...         | ...                                    | ...      | ...   | ...         | ...   | ...         | ...       | ...                                    | ...                      |
| ...                                 | .....       | ...       | ...                     | ...         | 0 1 5                          | 1           | ...                                    | ...      | ...   | ...         | ...   | ...         | ...       | ...                                    | ...                      |
| ...                                 | .....       | ...       | ...                     | ...         | 5 0 0                          | 30          | ...                                    | ...      | ...   | ...         | ...   | ...         | ...       | ...                                    | ...                      |
| ...                                 | .....       | ...       | ...                     | ...         | 6 0 0                          | 10          | ...                                    | ...      | ...   | ...         | ...   | ...         | ...       | ...                                    | ...                      |
| ...                                 | .....       | ...       | ...                     | ...         | 83 0 0                         | 179         | ...                                    | ...      | ...   | ...         | ...   | ...         | ...       | ...                                    | ...                      |
| ...                                 | .....       | ...       | ...                     | ...         | ...                            | ...         | 10                                     | 198      | 37    | 40          | ...   | ...         | ...       | ...                                    | ...                      |
| 0 1 0                               | 0 11 0      | 51        | ...                     | ...         | 0 2 0                          | 2           | ...                                    | ...      | ...   | ...         | ...   | ...         | ...       | ...                                    | ...                      |
| ...                                 | .....       | ...       | ...                     | ...         | 37 0 0                         | 17          | ...                                    | ...      | ...   | ...         | ...   | ...         | ...       | ...                                    | ...                      |
| ...                                 | .....       | ...       | ...                     | ...         | 17 0 0                         | 21          | ...                                    | ...      | ...   | ...         | ...   | ...         | ...       | ...                                    | ...                      |
| ...                                 | .....       | ...       | ...                     | ...         | ...                            | ...         | ...                                    | ...      | ...   | ...         | ...   | ...         | ...       | ...                                    | ...                      |
| ...                                 | .....       | ...       | ...                     | ...         | 35 0 0                         | 22          | ...                                    | ...      | ...   | ...         | ...   | ...         | ...       | ...                                    | ...                      |
| 0 1 0                               | 0 11 0      | 51        | ...                     | ...         | 90 2 0                         | 62          | 10                                     | 198      | 37    | 40          | ...   | ...         | ...       | ...                                    | ...                      |
| ...                                 | .....       | ...       | ...                     | ...         | 179 0 0                        | 190         | ...                                    | ...      | ...   | ...         | ...   | ...         | ...       | ...                                    | ...                      |
| 66 0 0                              | 37 0 0      | 853       | ...                     | ...         | 29 0 0                         | 12          | ...                                    | ...      | ...   | ...         | ...   | ...         | ...       | ...                                    | ...                      |
| 6 0 0                               | 10 0 0      | 100       | ...                     | ...         | 47 0 0                         | 68          | ...                                    | ...      | ...   | ...         | ...   | ...         | ...       | ...                                    | ...                      |
| 48 0 0                              | 134 0 0     | 157       | ...                     | ...         | 392 0 0                        | 727         | ...                                    | ...      | ...   | ...         | ...   | ...         | ...       | ...                                    | ...                      |
| ...                                 | .....       | ...       | ...                     | ...         | ...                            | ...         | ...                                    | ...      | ...   | ...         | ...   | ...         | ...       | ...                                    | ...                      |
| ...                                 | .....       | ...       | ...                     | ...         | ...                            | ...         | ...                                    | ...      | ...   | ...         | ...   | ...         | ...       | ...                                    | ...                      |
| 120 0 0                             | 181 0 0     | 610       | ...                     | ...         | 647 0 0                        | 927         | ...                                    | ...      | ...   | ...         | ...   | ...         | ...       | ...                                    | ...                      |
| 120 1 0                             | 181 11 0    | 661       | ...                     | ...         | 820 2 0                        | 1,168       | 10                                     | 198      | 37    | 40          | ...   | ...         | ...       | ...                                    | ...                      |

## LAND REVENUE ADMINISTRATION REPORT.

B—SIND.

J. L. RIEU, Esq., I. C. S., Commissioner in Sind.

## 1. Season.

The season being one of unprecedented drought was distinctly a most unfavourable one. The inundation was one of the lowest on record. A feature of the year was the unusually high river at the commencement of the season, giving promise of a very favourable inundation, which, however, failed to be realized.

The river commenced to rise in June, and reached a height of 11'8", the maximum level of the year, on the 19th June. From 20th June to 30th August there were extraordinary fluctuations, the river falling to 7'2" on the 23th July, then again rising to 11'1" on the 30th August, after which it fell steadily without recovering. Fair irrigating level at Bukkur—viz., 13 feet—was never reached, whereas this level was maintained for a period of 30 days in the previous year, for 9 days in 1916 and for 13 days as the average of the previous triennium. The fair irrigating level of 17' on the Kotri gauge was first recorded on the 2nd June, and the maximum level of 19'5" for the year on the 23rd June. The level of 17' and over was maintained up to 1st July and again from 20th to 26th July and 7th and 8th September, or a total of 39 days against 73 days in the year 1917, 86 days in 1916 and 75 days, the average of the previous three years.

There was practically no rainfall, and consequently a general failure of crops and scarcity of fodder occurred throughout the province. Not only was there a considerable decrease in the area cultivated, but such cultivation as had been attempted earlier in the season failed for want of water. Taking the province as a whole, the cereal crops suffered the most. A bad kharif crop was succeeded by a worse rabi. Several concessions were made in the matter of granting remissions of land revenue, and liberal grants of takavi loans were also made. These relief measures afforded some relief to the distress of the zamindars.

Rotations by which the water supply was severely regulated did much to alleviate the intensity of the shortage of water in the canals. The cotton crop generally did very well, the decrease in the area under cultivation being more than compensated for by the extraordinary good yield and the high market price obtained. In the Jámrao area in the Thar Párkar and Nawábsháh districts the area under cotton was also nearly a record one, the canal having given an unusually good supply in spite of the adverse river conditions. This combination of favourable circumstances caused a remarkable wave of prosperity throughout this particular tract.

Owing to the scanty rainfall the *Kachho* and the *barani* tracts of the Lárkána and Karáchi districts remained barren and desolate. The Desert Division of the Thar Párkar district also suffered severely, though rain fell in parts during the month of September. To relieve the situation, all cultivation in the division that did not mature was treated as 'no cultivation'. The effects of the bad season would have been more keenly felt had not the rains been sufficient in places to provide a certain amount of grazing for the cattle, whose owners accordingly were enabled to make considerable profits from the sale of ghee, the price of which rose very high. Liberal grants of takavi were made to cattle owners for their own maintenance as well as that of their animals, and many people were thus enabled to leave the desert for Sind in search of labour.

As a result of a very low river and scanty rainfall there was very little grazing except for camels and goats. There was an acute dearth of natural grass, while the insufficiency of water in the canals resulted in the failure of the *juari* and *bajri* crops. Consequently 'karbi' was scarce and obtainable only at prohibitive prices beyond the capacity of cattle owners. The year was thus one of unprecedented scarcity of fodder. The scarcity was felt the more keenly in

the latter part of the year when the old stocks of fodder were consumed. As a result of the fodder famine, animals became emaciated and a large number of cattle died of starvation, while the condition of those that survived was generally very poor. The failure of rain for two consecutive years rendered the grass lands round Karáchi devoid of growth. The situation was aggravated by the influx of thousands of starving cattle from across the Baluchistan border and from the hilly tracts of the district.

Free grazing was allowed in reserved forests and in unoccupied Government lands, and large amounts of takavi were distributed for the purchase of fodder. To stimulate the growth of fodder, eksali grants of land for this purpose were freely made at a concessionary rate of assessment. The poor outturn of the wheat crop led to a scarcity of *bhoosa*. To meet the situation an arrangement was made with the military authorities at Karáchi for the supply of *bhoosa* at the concessionary rate of Re. 1 per maund. Several zamindars took advantage of the concession and the measure afforded some relief.

Contagious and epidemic diseases broke out among the cattle in all districts, the total mortality being about 4,125 against 5,686 in the preceding year. Hæmorrhagic septicæmia was responsible for 1,072, liver fluke for 872, rinderpest for 774, pleuro-pneumonia for 524 and foot and mouth disease for 415. Preventive inoculation against these diseases is gaining favour with cattle owners. Nearly 2,637 operations were performed, only 14 of the protected cattle afterwards dying of these diseases. The post card system of reporting cattle diseases is working fairly well.

Owing to the exceptionally low inundation and to the absence of rainfall, there was hardly any malaria, but the public health of the province was most seriously affected by the appalling visitation of influenza which began in September and lasted for about three months. First appearing in large towns, it rapidly spread to the smaller towns and villages, swept through the whole province and claimed about 190,000 victims. In several cases whole families were wiped out, and in some cases entire villages were depopulated. Owing to the prevalence of influenza, kharif harvesting and rabi sowing operations were considerably retarded, commerce was dislocated and every other form of work was brought to a standstill. The disease died out by the end of December. All possible medical relief was made available. The Táluka Sub-Assistant Surgeons toured in their respective beats and treated the sick. Táluka Local Boards and certain philanthropic private persons assisted in providing free medical relief. Local committees were organized wherever possible to give relief to the poor by distributing food and medicine.

The annual recrudescence of plague in the city of Karáchi, though of a virulent type, was less extensive than usual, the total number of attacks being only 350, of which 262 proved fatal. A few imported cases were also reported from the Hyderabad, Sukkur and Nawábsháh districts. Small-pox made its appearance in Jacobabad and Shahdaktólukas of the Upper Sind Frontier district, attacking 428 persons, of whom 63 died. The number of cases which occurred at various places in the Karáchi district was 60, of which 11 proved fatal. Fifteen fatal cases were also reported from the Sukkur district. A few sporadic cases occurred in the Hyderabad, Lárkána and Nawábsháh districts and in the Kandhkót táluka of the Upper Sind Frontier district. Cholera broke out in the towns of Sukkur and Shikárpur and some other táluka head-quarter towns of the Sukkur district. The number of cases reported in all amounted to 301, of which 162 proved fatal. A few stray cases also occurred in outlying places in the Karáchi, Lárkána and Upper Sind Frontier districts. In the last named district, the extreme summer heat is also reported to have caused many casualties.

#### Extract.

C. M. BAKER, Esquire, I. C. S., Collector of Thar Párkar.

On the Jámráo crops were excellent. Water was low, but the rotations were very skilfully managed by the Engineers; and as in normal years many crops are grossly overwatered the shortness of the water-supply did more good than harm. Good crops at famine prices are exceedingly profitable, and there is no doubt that almost all zamindars on the big canals, except spendthrifts, idlers or absentees, are, according to Indian standards, in a high state of prosperity.

### 3. Gross Revenue.

(Column 6 of Appendix I.)

The total figures under this head show a net decrease of 0·66 lakhs of rupees or 17 per cent. over the preceding year's figures. The decrease is contributed by all districts except Lárkána and Upper Sind Frontier. The Thar Párkar district shows the largest decrease—Rs. 2·63 lakhs, this being due chiefly to lands having been cultivated with crops paying lower rates of assessment. The decreases of Rs. 75, 25 and 12 lakhs in the Hyderabad Nawábsháh and Karáchi districts are attributed to the contraction of cultivation consequent on the very low and unsteady inundation and a practically rainless season. The small decrease of Rs. 600 in the Sukkur district calls for no comment. On the other hand the increase of nearly 3 lakhs of rupees in the Lárkána district is attributed to an increase in the amount of assessment on unoccupied cultivable and occupied fallow lands. For the purpose of arriving at the gross revenue under these heads the assessments are calculated at the average rate, which is in some cases higher than the rate chargeable on actual cultivation. In the Upper Sind Frontier district the increase of Rs. 15 lakhs is ascribed to the revision of the assessment rates in the kacha dehs of the Kashmore and Kandhkot talukas.

### 4. Alienations.

(Column 9 of Appendix I.)

There is a net increase under this head of about Rs. 10,000. Taking the districts individually, Lárkána, Sukkur and Nawábsháh show excesses of Rs. 3,000, Rs. 2,000 and Rs. 700, respectively, due to the reduction of cultivation in political ináms. The increase of Rs. 5,000 in the Hyderabad district is ascribed partly to the above cause and partly to regrants of inám lands. In the Upper Sind Frontier district the small increase of Rs. 400 is due to a decrease in Hakabo and other Jágir dues. In the remaining two districts there is a falling off; Karáchi showing Rs. 1,200 owing to resumption of certain political ináms and Thar Párkar Rs. 800 which are due to extension of cultivation in ináms.

### 5. Net Government Revenue.

(Column 13 of Appendix I.)

There is a decrease under this head of nearly 31·36 lakhs of rupees consequent on the shrinkage of cultivation. All districts contributed to this decrease, notably the Lárkána, Upper Sind Frontier and Sukkur districts; the total decrease in these three districts amounting to nearly Rs. 20 lakhs. The figures in column 13 include Hakabo (water rate) levied on alienated holdings and credited to the Public Works Department. It amounted to Rs. 70,850 during the year under report against Rs. 83,500 in the preceding year.

### 6. Miscellaneous Government Revenue as shown in the Talebands.

(Column 16 of Appendix I.)

The provincial total under this head shows a net decrease of Rs. 1·23 lakhs which is contributed by all the districts except Sukkur and Nawábsháh. The decrease is most marked in the Karáchi (Rs. 52,000) and Thar Párkar (Rs. 39,000) districts and is attributed to a reduction in the receipts on account of sale of occupancy rights, grass and grazing fees, fines for unauthorised cultivation and penalties under section 148 of the Land Revenue Code. The same causes are responsible for a falling off of Rs. 19 lakhs in the Hyderabad district. The decrease of Rs. 20 lakhs in the Upper Sind Frontier district is ascribed to diminished realizations from occupancy price and fines for unauthorised cultivation. The falling off of Rs. 09 lakhs in the Lárkána district occurs mostly under receipts on account of fines and miscellaneous items. On the other hand the increase of Rs. 14 lakhs in the Sukkur district is due mainly to increased realizations from occupancy price. The small increase of Rs. 700 in the Nawábsháh district occurs mostly under realizations from fines for unauthorised cultivation and penalties under section 148 of the Land Revenue Code.

## 7. Remissions.

(Column 20 of Appendix I.)

The total amount of land revenue remitted was Rs. 10·23 lakhs against Rs. 11·10 lakhs in the preceding year. The net decrease of Rs. ·87 lakhs is contributed by all districts except Sukkur, Upper Sind Frontier and Karáchi districts which show increases of Rs. 72,000, 24,000 and 4,000, respectively. The decrease is due chiefly to the fact that the remissions on account of

- (1) floods,
- (2) time expired fallows,
- (3) locusts and other insects and
- (4) hill torrents and rains,

which were very heavy in the previous year were exceedingly small or totally absent during the year under report, the amounts remitted under each head during the two years being as under:—

|                           | 1918-19.   | 1917-18.    |
|---------------------------|------------|-------------|
| Floods                    | ·06 lakhs. | 5·91 lakhs. |
| Time expired fallows      | ·01 "      | 1·91 "      |
| Locusts and other insects | ·22 "      | 1·37 "      |
| Hill torrents and rains   | Nil "      | ·52 "       |

The decline in the amount of remission of fallow assessment is due to the suspension of fallow rule No. 4 on account of the bad season. In the Sukkur, Upper Sind Frontier and Karáchi districts increased remissions were granted on account of insufficiency of water supply. The total amount for the province remitted under this head amounted to Rs. 9,34,500 against Rs. 33,100 in the previous year.

The other principal causes of remission were—

- (a) Damage due to Kalar, Rs. 900 against Rs. 19,000 in the previous year.
- (b) Injury to crops by frost, Rs. 3,900 against Rs. 11,000 in the previous year.

## 8. Suspensions.

(Columns 33 and 35 of Appendix I.)

The amount of land revenue for which postponement was sanctioned was Rs. 2·11 lakhs, against Rs. 1·75 lakhs in the previous year. Out of this former amount, Rs. 1·08 lakhs relate to the year under report and Rs. 1·03 lakhs to previous years. These figures are included in the balances outstanding at the close of the year and are dealt with in paragraph 9 below.

## 9. Revenue for Collection.

(Column 21 of Appendix I.)

As a natural result of the very poor inundation, the net revenue for collection after deducting remissions declined from Rs. 109·31 lakhs to Rs. 77·72 lakhs, or by 28·9 per cent. Adding to this the previous years' balances (Rs. 2·79 lakhs) the total amount for collection during the year was Rs. 80·51 lakhs, against Rs. 111·62 lakhs in the previous year.

## 10. Collections.

(Columns 26, 29 and 32 of Appendix I.)

The collections on account of the current year's revenue were generally satisfactory, being Rs. 76·36 lakhs or 98·25 per cent. of the demand, against 98·6 in the preceding year. The percentages of collections for the various districts are compared below:—

|                     | 1918-19. | 1917-18. |
|---------------------|----------|----------|
| Upper Sind Frontier | 100      | 99·72    |
| Sukkur              | 99·12    | 99·48    |
| Lárkána             | 99·40    | 99·36    |
| Nawábsháh           | 96·22    | 96·64    |
| Hyderabad           | 98·03    | 98·38    |
| Thar Párkar         | 99·92    | 98·75    |
| Karáchi             | 92·82    | 96·65    |

The collections on account of former years amounted to Rs. 1·21 lakhs out of the demand of Rs. 2·79 lakhs, or 43·37 per cent. against 38·53 per cent. in 1917-18. The percentages for the various districts are compared below :—

|                     | 1918-19. | 1917-18. |
|---------------------|----------|----------|
| Upper Sind Frontier | 89·71    | 67·89    |
| Sukkur              | 73·54    | 46·08    |
| Larkana             | 35·11    | 38·72    |
| Nawabshah           | 41·61    | 31·76    |
| Hyderabad           | 38·03    | 39·84    |
| Thar Parkar         | 65·40    | 36·19    |
| Karachi             | 25·81    | 32·83    |

All the districts show an appreciable improvement except Karachi, Larkana and Hyderabad. The small decrease in the three districts is ascribed partly to reduction in the amount of revenue for collection on account of liberal suspensions necessitated by the unfavourable character of the season and partly to the arrears due from incumbered estates under the Manager, which can only be paid gradually from the surplus produce of good seasons. Under Government Resolution No. 5420, dated 2nd August 1890, the collection of land revenue including miscellaneous items not brought to account in the Jamabandi are to be compared with the collections shown in the Accountant General's books. The difference amounts to Rs. 96,330 and is explained in Statement A. There is an excess of Rs. 1,09,355 in the Accountant General's books, which is due to—

- (1) adjustment of errors,
- (2) over-collections,
- (3) recoveries on account of future years, and

(4) recoveries on account of boundary marks and other items not included in district form No. I. On the other hand, the figures in the district form No. I show an increase of Rs. 13,025, which is due to (1) adjustment of errors (2) collections made in the preceding year on account of the year under report.

#### 11. Balances.

(Columns 33—37 of Appendix I and Appendix II.)

The total outstanding balance at the end of the year was 2·94 lakhs against Rs. 2·96 lakhs, or a reduction of 67 per cent. on the figures of the previous year. It includes a sum of Rs. 5,861 shown in column 7 of Appendix II which consists mostly of amounts under correspondence or recommended for being remitted or written off, and a further sum of Rs. 1,388 (column 8 of Appendix II) the recovery of which is doubtful. Out of the remaining balance, Rs. 17,842 have since been recovered, leaving the net balance for recovery at Rs. 2,69,590, of which Rs. 1,20,534 belong to the year under report and Rs. 1,49,056 to former years. The net balance is accounted for as under :—

|   | Rs.      |
|---|----------|
| (a) Under suspension  | 1,80,922 |
| (b) Due from the Manager, Incumbered Estates and Court of Wards in Sind | 77,635   |
| (c) Under legal process for recovery                                    | 11,014   |
| (d) Due from minors under guardianship                                  | 19       |
| Total   | 2,69,590 |

The net increase of about Rs. 40,000 over last year's figure under (a) is shared in by all districts except Hyderabad, Thar Parkar and Upper Sind Frontier. Considering the districts individually, there were large increases in the cases of Karachi (Rs. 32,000), Nawabshah (Rs. 17,000) and Larkana (Rs. 9,000). There has been a marked improvement in the recovery of arrears due from the Manager of Incumbered Estates and Court of Wards in Sind, the amount being reduced from Rs. 1,11,703 at the end of the previous year to Rs. 77,635 at the close of the year under report, or by 30·49 per cent. A comparison of the net recoverable balances for various districts outstanding at



the end of the year under report with those outstanding at the end of the previous year shows a satisfactory improvement. The Upper Sind Frontier district has shown a clean sheet for the fourth year in succession, while the arrears in the Thar Parkar and Larkana districts are only nominal. Karachi, Hyderabad and Nawabshah districts show a reduction of 74.22, 7.09 and 77.59 per cent. respectively. The remaining district, *viz.*, Sukkur, shows a small increase, which needs no comment.

By Government Resolution No. 5140, dated the 22nd July 1890, the previous years' balances which were shown as recoverable in Appendix II for the year 1917-18 and were not recovered during the year under report have to be separately accounted for. These balances increased from Rs. 1,42,555 to Rs. 1,58,012 at the close of the year under report. Out of the latter sum, Rs. 2,072 have since been recovered and Rs. 6,884 were under correspondence for being written off, leaving a net balance of Rs. 1,49,056 which is accounted for in Statement B.

#### 12. Takavi.

(Appendix III.)

The takavi advances made during the year ending 30th September 1919 amounted to Rs. 29.92 lakhs against Rs. 8.79 lakhs in the previous year. Of the former amount Rs. 8.26 lakhs were advanced under the Land Improvement Loans Act and Rs. 21.66 lakhs under the Agriculturists' Loans Act, against Rs. 2.62 and Rs. 6.17 lakhs in the past year. The increase of Rs. 21.13 lakhs is contributed by all the districts, being due to a greater demand for loans on account of a general rise in the prices of all kinds of seeds, the failure of cereal crops and the scarcity of fodder. The abnormal conditions of the season necessitated the adoption of special measures of relief to meet the situation. Consequently liberal grants of takavi were made to cultivators for their own maintenance and for the upkeep of their cattle. In the Sukkur, Larkana and Thar Parkar districts considerable amounts were advanced for the sinking of new wells.

The total amount of advances inclusive of interest and the previous years' balances was Rs. 48.89 lakhs, out of which Rs. 8.09 lakhs or 16.54 per cent. were collected and Rs. 2,300 written off, leaving a balance of Rs. 40.78 lakhs (Rs. 37.81 lakhs principal and Rs. 2.97 lakhs interest) as against Rs. 16.82 lakhs (Rs. 15.20 lakhs principal and Rs. 1.62 lakhs interest) at the end of September 1918. The unauthorised arrears which are accounted for in statement C amount to Rs. 55 lakhs against Rs. 1.06 lakhs at the end of the previous year. The reduction in the amount of arrears, which is contributed by all the districts, is most marked in the Larkana and Sukkur districts, being due to the very liberal grant of suspensions.

The information required by paragraph 5 of Government of India's No. 2155-321-7 of the 3rd October 1901 regarding amount of Agricultural Loans business is embodied in Statement D.

The inspection of takavi works was fairly satisfactory. Thirty-five cases of misuse of loans were detected during the year and immediate recovery of the loan was ordered in every case.

#### 13. Area.

(Appendix IV.)

There is a net increase of about 15,000 acres in the total area of the province (column 3). The increases in the Sukkur (18,000 acres), Karachi (400 acres) and Upper Sind Frontier (200 acres) districts are almost entirely due to new kacha lands having been formed by the river. On the other hand, there is a decrease of about 4,500 acres in the Nawabshah district due to erosion.

All the districts return higher figures under column 4 (unassessed cultivable land), the aggregate increase being 185,000 acres. The principal individual increases are in Thar Parkar district (87,000 acres), Larkana (49,000) and Upper Sind Frontier (22,000 acres), being due to decrease in (khas mokal)

eksali cultivation on account of low inundation and absence of rains. The increases of 13,000 and 7,000 acres in the Sukkur and Karachi districts respectively are due to the same cause and also to large areas having been thrown up by the river.

There is also an increase of about 53,000 acres in column 5 (uncultivable land) which is shared by all the districts. The increase is mainly due to decrease in (khas mokal) eksali and unauthorised cultivation, and partly to new kacha land formed by the river. The subjoined table shows the area taken up permanently and relinquished in each district during the year under report.

| District.           | Area taken up.            |   |        | Area thrown up including fallows. |
|---------------------|---------------------------|---|--------|-----------------------------------|
|                     | Unoccupied land taken up. | Unassessed land brought into occupation and assessed. | Total. |                                   |
|                     | Acres.                    | Acres.  | Acres. | Acres.                            |
| Upper Sind Frontier | 1,404                     | 124   | 1,528  | 106                               |
| Sukkur              | 7,431                     | 224   | 7,655  | 29                                |
| Larkana             | 545                       | 47  | 592    | 215                               |
| Nawabshah           | 2,734                     | 46  | 2,780  | 172                               |
| Hyderabad           | 6,029                     | .....   | 6,029  | 12                                |
| Thar Parkar         | 25,574                    | 561   | 26,135 | 443                               |
| Karachi             | 12,825                    | 9   | 12,834 | 9                                 |
| Total 1918-19       | 56,542                    | 1,011   | 57,553 | 986                               |
| " 1917-18           | 54,422                    | 4,418   | 58,840 | 1,814                             |

The net decrease of about 1,300 acres in the area taken up is contributed by all the districts except Thar Parkar and Sukkur districts, which show an increase. The decrease which is most marked in the Karachi district (8,000 acres) is attributed to a smaller demand for land on account of deficiency of water-supply. The same cause is responsible for a decrease of 1,000 acres in the Upper Sind Frontier district. The decreases of 1,500, 1,400 and 800 acres in Nawabshah, Hyderabad and Larkana districts respectively are due to the restriction on the grant of land on account of the proposed Indus Barrage Project. The increase (8,000 acres) in the Thar Parkar district is due to the introduction of survey measurements in the Parkar tract of the Desert Division where land was taken up by the people. The increase of 4,000 acres in the Sukkur district is due to the fact that the restriction which was imposed on the grant of land on the Choi branch during the previous year was removed during the year under report.

The information required by Government Resolution No. 8294, dated the 20th November 1899, is given in the subjoined table.

| District.           | Area of land granted free of malkano. | Land granted on payment of malkano. |                  | Land sold by auction. |                  |
|---------------------|---------------------------------------|-------------------------------------|------------------|-----------------------|------------------|
|                     |                                       | Area.                               | Amount obtained. | Area.                 | Amount obtained. |
|                     | Acres.                                | Acres.                              | Rs.              | Acres.                | Rs.              |
| Upper Sind Frontier | 362                                   | 770                                 | 935              | ...                   | ...              |
| Sukkur              | 216                                   | 7,352                               | 15,460           | 80                    | 290              |
| Larkana             | 133                                   | 99                                  | 874              | ...                   | ...              |
| Nawabshah           | 192                                   | 1,734                               | 2,633            | ...                   | ...              |
| Hyderabad           | 123                                   | 2,416                               | 9,707            | ...                   | ...              |
| Thar Parkar         | 22,784                                | 597                                 | 17,535           | ...                   | ...              |
| Karachi             | .....                                 | 10,425                              | 22,362           | ...                   | ...              |
| Total               | 23,915                                | 23,393                              | 69,576           | 80                    | 290              |

The difference of 10,265 acres between the total of the areas accounted for in this table and the total given in column 4 of the preceding table represents the area of the fallow forfeited and relinquished lands restored to the original

occupants. Of the total area granted free of malkano, 711 acres were given out on peasant terms on the Jamrao and Nasrat Canals. The remaining area is composed of small grants made by exchange or in lieu of land acquired for public purposes and also of grants made in the Desert division, where no occupancy price is charged. The aggregate realizations from malkano are smaller than in the previous year, and the average rate per acre is Rs. 2-15 against Rs. 3-7 in the year 1917-18.

#### 14. Coercive Processes.

##### (Appendix V.)

There is a marked decrease in the number of notices issued under section 152 of the Land Revenue Code, which is shared by all the districts. In this respect the Thar Parkar district is most conspicuous, showing a falling off of about 10,679, due chiefly to the fact that in the Desert there was no cultivation. In other districts the contraction of cultivation due to the circumstances of the season was similarly the cause.

In view of the extremely unfavourable season, no action was taken under section 148 of the Land Revenue Code in the Sukkur, Larkana, Nawabshah and Hyderabad districts, while the number of cases dealt with in the Karachi and Upper Sind Frontier districts was exceedingly small. On the other hand, the provisions of the section were extensively used in the Thar Parkar district, where the number of individuals proceeded against rose from 406 to 1,697. This was due to the excellent cotton crop in the Jamrao area where fines for non-payment were imposed in a large number of cases. There was a marked decrease (from 328 to 24) in the number of distrains and sales of moveable property under section 154 of the Land Revenue Code. The figures in column 17, representing forfeitures, mostly under the Sind fallow rules, show a reduction of 9,013 cases, due to the fact that during the year under report the operation of fallow rule No. 4 was suspended.

#### 14A. Miscellaneous Revenue not included in the Talabands.

The total amount of realizations under this head was Rs. 74,656, against Rs. 81,850 in the preceding year. The decrease is due to a falling off in the receipts on account of interest on takavi advances.

#### 15. Trade and Industries.

The feature of the overseas trade of the port of Karachi was the great decline in imports and exports, particularly the latter. The decrease in imports was partly due to the lack of freight, practically all British tonnage having been chartered by Government. The serious diminution of stocks of food grains in India which resulted from the unfavourable season necessitated the imposition of restrictions on exports.

The grain trade, which is the chief trade of the province, was adversely affected by the shortage of crops, the stoppage of goods traffic except under control and the closing of the Jacobabad-Kashmore Railway owing to military exigencies. Naturally prices rose enormously, but the extravagant profiteering tendencies of grain-dealers were to some extent held in check by the measures of the controlling department, the most effective of which was the issue of priority certificates to selected dealers.

In Karachi and Shikarpur large profits were made by speculators in cloth, sugar, oil seeds, hardware, landed property and shares, but some merchants lost heavily by cotton speculations.

Traders in ghee continued to make substantial profits owing to the unusually high prices.

The minor industries of rice boiling and husking in the Hyderabad and Sukkur districts suffered, and some factories had to be closed. The hand-loom factories at Shikarpur and Rohri are reported to have turned out cotton and silk cloths of excellent quality and artistic design. The cloth weaving mill at Shikarpur, though not well run, is reported to have made very fair profits during the year. A hand-loom cotton and wool factory has been started at Mirpurkhas in the Thar Parkar district. One new cotton ginning factory was also started

in the Nara Valley division of the same district. With these exceptions, there was no development of local industries during the year.

The mortality among cattle and other animals gave a great impetus to the trade in hides and skins.

There was a large demand for *tharri* blankets and rugs, and the weavers of the Thar found ample employment.

Owing to the excellent cotton crop, the cotton ginning factories had a busy time. But the scarcity and prohibitive prices of aniline dyes, yarn and wool severely hampered the indigenous industries of hand loom weaving, lacquer work and carpet-making. Generally speaking, all trades and industries were for a time paralyzed by the widely spread influenza epidemic.

#### Extract.

R. E. GIBSON, Esq., I. C. S., Collector of Hyderabad.

Agriculturists made large profits by the sale of unginced cotton, and in the Hala Sub-Division, where the system of cash rents prevails, it was the cultivator and not the zamindar who secured the great advantage. Some zamindars actually complained that the "hari" (ploughman) is now becoming a zamindar as his large profits enable him to buy land for himself. I can see nothing but good in this advance in the material prosperity of the smaller agriculturists.

#### 16. Prices.

The prices of food grains, cloth and other necessities of life rose continuously until April, when they steadied for a time, and then began to decline slightly.

Except in the case of cotton all prices show an increase. The price of cotton fell by about 21 per cent.—a fact due to the heavy outturn of the crop. The increase in the prices of food grains was of course due to the general failure of grain crops. It would, however, have been very much more pronounced if Government control had not intervened with the effect of keeping prices more or less steady. The restrictions on the movements of grain, the periodical census of food grain stocks, the importation of Rangoon and Calcutta rice and of Punjab and Australian wheat and the opening of cheap grain shops ensured the fair distribution of food grains, and so eliminated all possibility of actual scarcity. The distress among poor classes of people was largely counteracted by the high wages obtainable. Considerable quantity of standard cloth was sold under control. The mortality among milch cattle is reflected in the high prices of ghee.

#### 17. Labour and Wages.

Except in Karachi the rates for cart and camel hire increased appreciably, mainly on account of the scarcity of fodder. The high rates of wages for labour, which prevailed in the previous year, were generally maintained during the year under report. This was inevitable in view of the increased cost of living. The influenza epidemic had a very disastrous effect on the labour market. In spite of the influx of famine-stricken Tharris, there was a great scarcity of labour throughout the province, and extraordinarily high rates of wages prevailed.

#### 18. Public Feeling and the Press.

Public feeling was on the whole quiet and loyal, though there were exceptions in the case of certain town populations. The disturbances in the Punjab had their local effect in the delivery of violent speeches and the observance of "Satyagraha" day. The hollowness of the movement was shown, however, by its complete collapse after certain searches and arrests had been made in Karachi and Hyderabad. The serious development of events in the Punjab also had a sobering effect. The Rowlatt Act was made the subject of violent attack by the extremist agitators, but the official public meetings convened with the object of explaining the provisions and scope of the Act were effective in removing misunderstandings and in calming public feeling. To counteract the evil effect of the propaganda engineered by extremist agitators, a weekly paper,

the "Sachai", was started and it is doing very useful work. The conclusion of the war was received with general satisfaction. The war with Afghanistan excited little interest. Mussalman sympathy for Turkey is generally outweighed by loyalty to Government. The "Alhaq", "Sind Moslem" and the "Al Amin" are, however, loud in proclaiming the extreme views of the pro-Turkish party, which is headed by a few dubious characters, ex-members of the now extinct Khudam Kaba Society and extremist agitators. These men have organized the "Sind Khilafat Committee" which is carrying out a dangerous propaganda in Sind by the misrepresentation of facts. The so-called anti-Khilafat movement, supported by the pronouncements of eminent learned men from different parts of India, has not been in vain. While the Muhammadans of the Province are generally sympathetic towards Turkey as a Mahomedan State, this movement has demonstrated the fact that the claims of the Turkish Sultan to the Khilafat are not absolutely incontestable. The agricultural classes, which form the majority of the Mahomedan population of the province, are, as a whole, profoundly indifferent to the question of the Khilafat, but the agitators are trying to stir them up. The tone of the Press is regrettable. While some papers are loyal, and others moderate in criticism of Government measures, there are others which by their intemperate language and extravagant attacks in season and out of season on all Government measures and Government officers are rendering the administration of the Province more difficult. Fortunately this class is so far more conspicuous for its noise than for its following, but the painful necessity of taking action to control them has always to be kept under consideration.

Out of the "Satyagraha" movement arose the publication of an inflammatory pamphlet entitled "The New Call", of which the writer and printer were prosecuted and sentenced to imprisonment. "The Home Ruler" ceased publication on the prosecution of its editor, who was the printer of "The New Call". "The Sind Samachar" and the "Sind Advocate", after the publication of various objectionable articles, were called upon to furnish security, whereupon they suspended publication. The "Hindvasi", which was the leading organ of extremist views in Sind, ceased publication with the prosecution of its editor under sections 124A and 153A of the Indian Penal Code. He was convicted and sentenced to four years' rigorous imprisonment; subsequently on appeal the conviction was upheld but it was directed that sentences under the different charges should run concurrently instead of consecutively. The "Hindu", which had ceased publication in 1918 when called upon to deposit security, has re-appeared since the suspension of the "Hindvasi" and has more or less taken the place of the latter. The National College at Hyderabad is still extant and is making considerable additions to its buildings.

#### 19. Special matters connected with the War.

*Recruiting.*—Recruiting continued for about four months after the Armistice. The influential Sindhi and Baloch zamindars did splendid work, and all classes did creditably except the Rajputs among Hindus and the Talpurs among Mussalmans.

*War Loan and the War publicity campaign.*—The Second War Loan closed in the course of the year under report. Numerous communal committees and a special central propaganda committee were organised and covered the ground very thoroughly. The War Loan Propaganda Committee was later merged into the Sind Publicity Committee which, in addition to the issue of numerous pamphlets and leaflets in Sindhi, brought out a weekly Sindhi War Journal and arranged for lectures and cinematograph demonstrations in connection with the war publicity campaign. These activities naturally ceased with the conclusion of the war, but the Publicity Committee has again been revived, primarily to meet the misrepresentations of and attacks on Government and its measures in connection with the Rowlatt Bill and more generally as a means of circulating correct information; dealing with false rumours and expounding the policy and measures of Government to the public. It has issued a number of pamphlets and leaflets and publishes a weekly journal, the "Sachai" (Truth), which has a large circulation, and is believed to be achieving a substantial measure of success.

Other bodies connected with war activities or the special circumstances arising out of the war were the Exemption Tribunal, the Priority Committee and the Passage Committee. Of these, the latter two have since been dissolved. Their members did useful work for which they have received the thanks of Government.

The Third War Loan provoked little response from the public as a whole, but Khan Bahadur Mir Ghulam Muhammad Khan of the Hyderabad district showed the way by subscribing the sum of Rs. 50,000.

3.—*Termination of the War.*—The cessation of hostilities was hailed with joy by the public and the signing of the Armistice was celebrated on 27th November 1918 with general rejoicings. On the 6th July—the day on which the peace terms were signed, thanksgivings and prayers were offered in temples and mosques and on 19th August 1919 which was observed as a public holiday, the terms of peace with Germany were read out to the public in all district and taluka head-quarter towns.

## APPENDIX NO. I—DISTRICT FORM

Contrasted Statement exhibiting the Gross and Net Land Revenue of the Province of Sind remissions and sums written off and of the balances outstanding on account of the year

| No. | Name of district.    | Number of Villages. |           |        | 1918-1919, year under report. |   |  |                 |  |   |
|-----|----------------------|---------------------|-----------|--------|-------------------------------|---|--|-----------------|--|---|
|     |                      | Government.         | Allotted. | Total. | Gross Revenue.                | Deduct assessment.  |  | Re-<br>mainder. | Deductions on account of net allona-<br>tions. | Re-<br>mainder—<br>Government<br>revenue. |
|     |                      |                     |           |        |                               | Of land not available for cultivation (i.e. for public and special purposes, etc.). | Of fallow area exempt from assessment. |                 |  |   |
| 1   | 2                    | 3                   | 4         | 5      | 6                             | 7   | 7(a)                                   | 8               | 9  | 10  |
|     |                      |                     |           |        | Rs.                           | Rs.   | Rs.                                    | Rs.             | Rs.  | Rs.                                       |
| 1   | Upper Sind Frontier. | 424                 | 6         | 430    | 83,65,684                     | .....   | 15,78,007                              | 17,87,687       | 1,16,077                                       | 16,71,610                                 |
| 2   | Sukkur               | 683                 | 29        | 712    | 57,47,092                     | .....   | 16,15,829                              | 41,31,763       | 4,90,815                                       | 36,50,938                                 |
| 3   | Lárkána              | 738                 | 21        | 754    | 75,06,951                     | .....   | 19,09,890                              | 56,97,131       | 8,69,685                                       | 47,27,546                                 |
| 4   | Nawábsháh            | 748                 | 13        | 760    | 46,01,856                     | .....   | 20,66,356                              | 25,36,600       | 1,87,625                                       | 23,49,076                                 |
| 5   | Hyderabad            | 857                 | 68        | 925    | 59,13,878                     | .....   | 15,43,904                              | 43,69,974       | 6,67,701                                       | 38,02,273                                 |
| 6   | Thar Párkar          | 961                 | 9         | 963    | 61,48,828                     | .....   | 24,04,670                              | 36,54,168       | 80,457   | 35,73,701                                 |
| 7   | Karáchi              | 787                 | 10        | 797    | 47,55,170                     | .....   | 6,40,654                               | 41,14,516       | 1,58,341                                       | 39,56,175                                 |
|     | Total for 1918-1919  | 5,193               | 148       | 5,341  | 3,81,29,549                   | .....   | 1,19,37,830                            | 2,61,91,719     | 24,60,601                                      | 2,37,31,218                               |
|     | Total for 1917-1918  | 5,194               | 148       | 5,343  | 3,81,95,781                   | .....   | 95,99,002                              | 2,85,96,770     | 24,50,997                                      | 2,61,45,763                               |

| No.           | Name of district.             | 1918-1919, year under report.   |  |                 |                             |                             |               |            |               |
|---------------|-------------------------------|---|--|-----------------|-----------------------------|-----------------------------|---------------|------------|---------------|
|               |                               | Balance on account of former years outstanding at the end of last year. | Deduct Ir-recoverable balances written off on account of former years. | Re-<br>mainder. | Total of columns 21 and 24. | Realisations up             |               |            |               |
|               |                               |   |  |                 |                             | On account of current year. |               |            | Land Revenue. |
|               |                               |   |  |                 |                             | Village cess.               | Land Revenue. | On account |               |
| Land Revenue. | Rayatl (Government villages). | Inami (Allotted villages).  | Land Revenue.  |                 |                             |                             |               |            |               |
| 1             | 2                             | 22  | 23   | 24              | 25                          | 26                          | 27            | 28         | 29            |
|               |                               | Rs.   | Rs.  | Rs.             | Rs.                         | Rs.                         | Rs.           | Rs.        | Rs.           |
| 1             | Upper Sind Frontier.          | 6,903   | .....  | 6,903           | 8,09,610                    | 8,02,707                    | .....         | .....      | 6,100         |
| 2             | Sukkur                        | 20,198  | 16   | 20,182          | 9,31,643                    | 9,03,068                    | .....         | .....      | 14,846        |
| 3             | Lárkána                       | 27,633  | 292  | 27,941          | 17,00,819                   | 16,63,316                   | .....         | .....      | 9,600         |
| 4             | Nawábsháh                     | 86,684  | 1,523  | 85,162          | 12,50,749                   | 11,21,240                   | .....         | .....      | 35,446        |
| 5             | Hyderabad                     | 63,418  | 12,684   | 60,634          | 14,10,548                   | 13,41,490                   | .....         | .....      | 19,339        |
| 6             | Thar Párkar                   | 83,427  | 1,188  | 82,239          | 12,55,032                   | 12,21,897                   | .....         | .....      | 21,080        |
| 7             | Karáchi                       | 53,906  | 1,587  | 55,419          | 6,84,347                    | 5,82,278                    | .....         | .....      | 14,564        |
|               | Total for 1918-1919           | 2,96,569  | 17,469   | 2,79,080        | 80,61,741                   | 76,35,996                   | .....         | .....      | 1,21,064      |
|               | Total for 1917-1918           | 2,41,766  | 10,227   | 2,31,529        | 1,11,62,761                 | 1,07,77,217                 | .....         | .....      | 68,975        |

\*Assessment on unoccupied assessed land ... Rs. 54,17,634  
 " " " unassessed land ... 98,94,719  
 Total ... 1,53,12,353

†Assessment on unoccupied assessed land ... Rs. 43,38,893  
 " " " unassessed land ... 1,02,60,633  
 Total ... 1,46,87,527

No. I—(Vide paragraphs 3 to 11).

for the Revenue years 1917-1918 and 1918-1919, together with the amount of realisations under report and previous years, up to the 1st August of each year.

| 1918-1919, year under report.           |  |                 |  |  |   |             |  |                               |  |  |
|---|--|-----------------|--|--|---|-------------|--|-------------------------------|--|--|
| Deduct assessment of                    |  | Re-<br>mainder. | Details.   |  | Add mis-<br>cellaneous<br>Land<br>Revenue<br>as in<br>Taleband. | Total.      | Deduct<br>Hakabo<br>credited<br>to Irri-<br>gation<br>Depart-<br>ment. | Remainder<br>Land<br>Revenue. | Total<br>reductions<br>on account<br>of revision<br>settle-<br>ments and<br>remis-<br>sions. | Balance<br>revenue<br>for collec-<br>tion on<br>account<br>of current<br>year. |
| Unoccu-<br>pied<br>cultivable<br>land.* | Land free<br>or<br>specially<br>reduced<br>(including<br>Huri and<br>Kocha). |                 | Revenue<br>proper,<br>being<br>assess-<br>ment on<br>Govern-<br>ment<br>lands. | Revenue<br>from<br>alienated<br>lands (in-<br>cluding<br>village<br>cess). |   |             |  |                               |  |  |
| 11                                      | 12   | 13              | 14   | 15   | 16  | 17          | 18   | 19                            | 20   | 21   |
| Rs.                                     | Rs.  | Rs.             | Rs.  | Rs.  | Rs.   | Rs.         | Rs.  | Rs.                           | Rs.  | Rs.  |
| 7,33,749                                | 452  | 9,37,300        | 9,35,786   | 1,523  | 18,166  | 9,55,475    | 1,724  | 9,53,751                      | 1,51,044   | 8,02,707   |
| 27,30,250                               | 5,907  | 9,24,573        | 9,13,621   | 11,951   | 98,888  | 10,23,758   | 9,627  | 10,14,131                     | 1,02,570   | 9,11,461   |
| 27,14,535                               | 2,572  | 20,10,430       | 20,03,538  | 6,891  | 36,284  | 20,46,723   | 6,208  | 20,40,515                     | 3,67,044   | 16,73,471  |
| 11,57,890                               | 6,423  | 13,04,693       | 11,99,256  | 5,427  | 61,812  | 12,66,505   | 5,427  | 12,61,078                     | 95,491   | 11,65,587  |
| 24,08,904                               | 853  | 13,92,516       | 13,51,992  | 40,624   | 63,555  | 14,56,171   | 40,291   | 14,15,880                     | 47,166   | 13,68,714  |
| 23,73,005                               | 13,350   | 11,87,346       | 11,82,544  | 4,802  | 1,16,410  | 13,03,756   | 4,318  | 12,99,438                     | 76,645   | 12,22,793  |
| 32,24,012                               | 497  | 7,31,566        | 7,28,411   | 3,255  | 82,486  | 8,14,152    | 3,255  | 8,10,897                      | 1,82,969   | 6,27,923   |
| *1,53,19,353                            | 30,024   | 88,85,841       | 83,15,153  | 73,653   | 4,77,699  | 89,66,540   | 70,650   | 87,95,690                     | 10,23,029  | 77,72,661  |
| †1,45,87,627                            | 33,313   | 1,15,24,942     | 1,14,39,847  | 66,095   | 6,00,332  | 1,21,25,274 | 83,500   | 1,20,41,774                   | 11,10,543  | 1,09,31,233  |

| 1918-1919, year under report.         |                                   |                        |   |                   |                                 |                   |          |  |  |
|---------------------------------------|-----------------------------------|------------------------|---|-------------------|---------------------------------|-------------------|----------|--|--|
| to 31st July.                         |                                   | Total<br>realisations. | Balances outstanding on the 1st August. |                   |                                 |                   | Total.   | Miscellaneous<br>items not<br>included<br>in the<br>Jamabandi. |  |
| of former years.                      |                                   |                        | On account of the year<br>under report. |                   | On account of former,<br>years. |                   |          |  |  |
| Village cess.                         |                                   |                        | Suspended.                              | Not<br>suspended. | Suspended.                      | Not<br>suspended. |          |  |  |
| Rayati (Gov-<br>ernment<br>villages). | Inami<br>(Alienated<br>villages). | 32                     | 33                                      | 34                | 35                              | 36                | 37       | 38   |  |
| Rs.                                   | Rs.                               | Rs.                    | Rs.                                     | Rs.               | Rs.                             | Rs.               | Rs.      | Rs.  |  |
| .....                                 | .....                             | 8,08,897               | .....                                   | .....             | .....                           | 713               | 713      | 1,113  |  |
| .....                                 | .....                             | 9,17,914               | 3,040                                   | 5,354             | 545                             | 4,790             | 13,729   | 4,845  |  |
| .....                                 | .....                             | 16,72,916              | 8,906                                   | 1,350             | 3,298                           | 14,442            | 27,896   | 5,129  |  |
| .....                                 | .....                             | 11,56,685              | 43,656                                  | 691               | 48,607                          | 1,110             | 94,064   | 3,434  |  |
| .....                                 | .....                             | 13,60,829              | 10,185                                  | 17,041            | 18,154                          | 13,339            | 68,719   | 5,391  |  |
| .....                                 | .....                             | 13,42,977              | .....                                   | 896               | 1,252                           | 9,907             | 12,055   | 1,449  |  |
| .....                                 | .....                             | 6,96,642               | 42,451                                  | 3,199             | 31,243                          | 10,607            | 67,505   | 1,115  |  |
| .....                                 | .....                             | † 77,57,060            | 1,09,239                                | 23,431            | 1,03,104                        | 54,908            | 2,94,631 | † 23,475   |  |
| .....                                 | .....                             | †1,08,66,192           | 99,140                                  | 54,874            | 76,039                          | 66,516            | 2,96,569 | †1,32,002  |  |

| Rs.  |             |
|--|-------------|
| † Total land revenue proper, columns 26 and 29 | 77,57,060   |
| Collected before 1st April 1919                | 33,43,579   |
| Collected after " "                            | 39,13,431   |
| Total  | 77,57,060   |
| † Total land revenue proper, columns 26 and 29 | 1,08,66,192 |
| Collected before 1st April 1918                | 42,41,665   |
| Collected after " "                            | 66,34,537   |
| Total  | 1,08,66,192 |

| Rs.  |          |
|--|----------|
| † Total miscellaneous items not included in<br>Jamabandi for 1918-19 | 23,475   |
| Collected before 1st April 1919                                      | 10,058   |
| Collected after " "  | 13,418   |
| Total  | 23,475   |
| † Total miscellaneous items not included in<br>Jamabandi for 1917-18 | 1,32,002 |
| Collected before 1st April 1918                                      | 10,719   |
| Collected after " "  | 1,21,283 |
| Total  | 1,32,002 |



## APPENDIX No. II.—DISTRICT FORM No. III.

*Analytical Statement of Balances outstanding on the 1st August 1919 on account of the Land Revenue in the Province of Sind as shown in columns 33 to 37 of District Form No. I for Land Revenue year 1918-19.*

| Serial No. | District.               | Balances on account of the year under report. | Balances on account of previous years. | Total.   | Amount recoverable. | Amount irrecoverable. | Amount as to which it is doubtful whether it is recoverable or not. |
|------------|-------------------------|---|--|----------|---------------------|-----------------------|---|
| 1          | 2                       | 3   | 4                                      | 5        | 6                   | 7                     | 8   |
|            |                         | Rs.   | Rs.                                    | Rs.      | Rs.                 | Rs.                   | Rs.   |
| 1          | Upper Sind Frontier ... | .....   | 713                                    | 713      | 713                 | ...                   | .....   |
| 2          | Sukkur ...              | 8,394   | 5,395                                  | 13,729   | 13,729              | ...                   | .....   |
| 3          | Larkana ...             | 10,156  | 17,740                                 | 27,896   | 22,688              | 5,208                 | 1,398   |
| 4          | Nawabshah ...           | 44,347  | 49,717                                 | 94,064   | 93,859              | 205                   | .....   |
| 5          | Hyderabad ...           | 27,226  | 31,493                                 | 58,719   | 58,599              | 120                   | .....   |
| 6          | Thar and Parkar ...     | 896   | 11,159                                 | 12,055   | 11,801              | 254                   | .....   |
| 7          | Karachi ...             | 45,650  | 41,855                                 | 87,505   | 86,043              | 1,462                 | .....   |
|            | Total ...               | 1,36,669                                      | 1,58,012                               | 2,94,681 | 2,87,432            | 5,861                 | 1,398   |

APPENDIX III.

## APPENDIX No. III.—

Statement showing the Takāvi advances made during the year ending 30th September 1918

| Serial No. | Name of district.       | Amount for Collection.   |   | Outstanding balance on 1st October 1918 (column 10 of last year's District Revenue Return No. 4). |           |           | Amount borrowed or debited during the year. |           |           | Total of columns 5 and 6. |           |           |
|------------|-------------------------|--|---|---|-----------|-----------|---|-----------|-----------|---------------------------|-----------|-----------|
|            |                         | Unauthorised arrears (column 11 of last year's District Revenue Return No. 4). | Current demand (columns 16 and 17 of Tālnka Form No. 15). | Principal.  | Interest. | Total.    | Principal.                                  | Interest. | Total.    | Principal.                | Interest. | Total.    |
| 1          | 2                       | 3  | 4   | 5   |           |           | 6   |           |           | 7                         |           |           |
|            |                         | Rs.  | Rs.   | Rs.   | Rs.       | Rs.       | Rs.   | Bs.       | Rs.       | Rs.                       | Rs.       | Rs.       |
| 1          | Upper Sind Frontier ... | 8,875  | 79,656  | 70,886  | 5,427     | 76,313    | 2,77,725                                    | 18,821    | 2,96,546  | 3,48,611                  | 24,248    | 3,72,859  |
| 2          | Sukkur ...              | 8,554  | 1,95,367  | 2,55,667  | 16,200    | 12,71,917 | 5,16,159                                    | 61,309    | 5,77,468  | 7,71,816                  | 77,569    | 8,49,385  |
| 3          | Lārkāna ...             | 40,483   | 2,45,158  | 4,02,336  | 75,554    | 14,78,889 | 4,97,808                                    | 42,626    | 5,40,334  | 9,00,143                  | 1,19,080  | 10,19,223 |
| 4          | Nawābshāh ...           | 25,323   | 2,35,061  | 3,19,659  | 38,137    | 13,57,796 | 3,03,724                                    | 25,105    | 3,28,829  | 6,23,383                  | 63,242    | 6,86,625  |
| 5          | Hyderabad ...           | 9,131  | 1,01,988  | 1,07,605  | 7,256     | 1,14,861  | 2,61,071                                    | 16,629    | 2,06,700  | 3,88,676                  | 22,885    | 4,11,561  |
| 6          | Thar Pārkar ...         | 11,976   | 1,54,436  | 1,43,982  | .....     | 1,43,982  | 5,87,411                                    | 9,817     | 5,97,228  | 7,31,383                  | 9,817     | 7,41,200  |
| 7          | Karāchi ...             | 7,793  | 2,16,357  | 2,28,758  | 19,071    | 2,47,829  | 5,27,979                                    | 82,926    | 5,60,905  | 7,56,737                  | 51,997    | 8,08,734  |
|            | Total ...               | 1,07,135   | 11,60,023   | 15,28,882   | 1,62,705  | 16,91,587 | 29,91,877                                   | 2,06,133  | 31,98,010 | 45,20,750                 | 3,68,838  | 48,89,587 |

\*The figures shown in column 11 of the previous year's form were incorrect.

† The figures shown in column 10 of the previous year's return were incorrect.

‡ The figures shown in column 10 of the previous year's return were incorrect.

§ The figures shown in column 10 of the previous year's return were incorrect.

## APPENDIX No. IV.—

Comparative Statement showing Lands assessed and unassessed, occupied and un

| No. | Name of district.       | Total area. | Deduct                      |                     |                                      |        |                                     |                       |
|-----|-------------------------|-------------|-----------------------------|---------------------|--------------------------------------|--------|-------------------------------------|-----------------------|
|     |                         |             | Unassessed cultivable land. | Un-cultivable land. | Land set apart for special purposes. |        | Land set apart for public purposes. | Land eroded by river. |
|     |                         |             |                             |                     | Forest.                              | Other. |                                     |                       |
| 1   | 2                       | 3           | 4                           | 5                   | 6                                    | 7      | 8                                   | 9                     |
|     |                         | Acres.      | Acres.                      | Acres.              | Acres.                               | Acres. | Acres.                              | Acres.                |
| 1   | Upper Sind Frontier ... | 1,702,443   | 176,743                     | 328,751             | 25,359                               | 3,630  | 24,082                              | 91,439                |
| 2   | Sukkur ...              | 3,604,905   | 647,908                     | 1,316,302           | 260,074                              | 1,723  | 87,731                              | 64,316                |
| 3   | Lārkāna ...             | 3,237,784   | 674,926                     | 710,453             | 59,924                               | 951    | 48,950                              | 87,943                |
| 4   | Nawābshāh ...           | 2,487,042   | 143,952                     | 689,139             | 69,717                               | 2,452  | 48,941                              | 75,778                |
| 5   | Hyderabad ...           | 2,633,813   | 552,745                     | 407,312             | 71,012                               | 2,137  | 43,468                              | 5,826                 |
| 6   | Thar Pārkar ...         | 8,737,652   | 1,659,762                   | 4,433,938           | 44,057                               | 8,463  | 51,710                              | .....                 |
| 7   | Karāchi ...             | 7,523,599   | 1,096,394                   | 5,204,185           | 164,119                              | 30,779 | 62,546                              | 24,991                |
|     | Total for 1918-19 ...   | 30,122,568  | 4,952,970                   | 12,990,080          | 714,262                              | 50,134 | 307,448                             | 800,256               |
|     | Total for 1917-18 ...   | 30,107,848  | 4,767,171                   | 12,937,168          | 706,395                              | 49,873 | 306,587                             | 297,340               |

## DISTRICT FORM No. IV—(Vide paragraph 12).

in the Province of Sind and the progress of the recovery of outstanding balance of advances.

| Amounts repaid or recovered. |           |          | Amounts remitted or written off or demands cancelled. |           |        | Outstanding balance on 30th September 1919 (column 7 minus total of columns 8 and 9). |           |           | Unauthorized arrears (total of columns 3 and 4 minus total of columns 8 and 13 and remissions in respect of current demand). | Suspensions. | Overpayments not shown in column 8 and which are taken to deposits. |                             |                                       |
|------------------------------|-----------|----------|---|-----------|--------|---|-----------|-----------|--|--------------|---|-----------------------------|---------------------------------------|
| Principal.                   | Interest. | Total.   | Principal.  | Interest. | Total. | Principal.  | Interest. | Total.    |  |              | Already re-funded.  | Remain-ing to be re-funded. | Petty amounts credited to Government. |
| 8                            |           |          | 9   |           |        | 10  |           |           | 11   | 12           | 13  | 14                          | 15                                    |
| Rs.                          | Rs.       | Rs.      | Rs.   | Rs.       | Rs.    | Rs.   | Rs.       | Rs.       | Rs.  | Rs.          | Rs.   | Rs.                         | Rs.                                   |
| 72,949                       | 5,723     | 78,672   | —   | 22        | 22     | 2,75,662  | 18,428    | 2,94,160  | 3,327  | 1,445        | —   | —                           | —                                     |
| 45,490                       | 2,032     | 47,522   | —   | —         | —      | 7,26,326  | 68,537    | 7,94,863  | 2,189  | 78,210       | 121   | 23                          | —                                     |
| 1,35,559                     | 12,633    | 1,48,192 | —   | —         | —      | 7,53,585  | 1,00,447  | 8,54,032  | 10,826   | 1,19,624     | 341   | 31                          | —                                     |
| 1,73,359                     | 15,167    | 1,88,526 | 1,688   | 630       | 2,318  | 4,43,327  | 47,445    | 4,90,772  | 16,788   | 53,743       | 25  | 1                           | —                                     |
| 83,604                       | 6,304     | 89,908   | —   | —         | —      | 3,05,072  | 16,581    | 3,21,653  | 8,109  | 13,102       | —   | —                           | —                                     |
| 1,40,260                     | 2,817     | 1,43,077 | —   | —         | —      | 5,21,133  | —         | 5,21,133  | 7,680  | 8,645        | —   | 20                          | —                                     |
| 26,354                       | 6,294     | 32,648   | —   | —         | —      | 6,71,353  | 45,113    | 7,16,466  | 6,310  | 1,25,602     | —   | 9                           | —                                     |
| 7,27,523                     | 71,565    | 8,09,088 | 1,688   | 632       | 2,340  | 37,21,428   | 2,26,621  | 40,78,109 | 55,229   | 4,00,371     | 457   | 83                          | —                                     |

## DISTRICT FORM No. V—(Vide paragraph 13).

occupied in the Province of Sind during the year 1918-1919 and the previous year.

| Year under report. |                                |                                      |                                 |                                   |                           |             |                     |            |                     |
|--------------------|--------------------------------|--------------------------------------|---------------------------------|-----------------------------------|---------------------------|-------------|---------------------|------------|---------------------|
| Total.             | Remainder-cultivable assessed. | Deduct                               |                                 | Remainder-Occupied assessed land. | Assessment and quit-rent. | Details.    |                     |            |                     |
|                    |                                | Unoccupied cultivable assessed land. | Land free or specially reduced. |                                   |                           | Government. |                     | Alienated. |                     |
|                    |                                |                                      |                                 |                                   |                           | Area.       | Government revenue. | Area.      | Government revenue. |
| 10                 | 11                             | 12                                   | 13                              | 14                                | 15                        | 16          | 17                  | 18         | 19                  |
| Acres.             | Acres.                         | Acres.                               | Acres.                          | Acres.                            | Rs.                       | Acres.      | Rs.                 | Acres.     | Rs.                 |
| 649,597            | 1,052,446                      | 106,305                              | 165                             | 946,976                           | 9,37,309                  | 692,423     | 9,35,585            | 47,553     | 1,724               |
| 2,223,053          | 1,276,352                      | 226,847                              | 228                             | 1,049,712                         | 9,21,268                  | 766,939     | 9,13,621            | 302,773    | 7,647               |
| 1,533,147          | 1,704,627                      | 221,536                              | 1,016                           | 1,482,065                         | 20,10,439                 | 1,173,962   | 20,03,638           | 303,123    | 6,801               |
| 949,972            | 1,637,063                      | 278,357                              | 3,960                           | 1,254,616                         | 12,04,628                 | 1,174,207   | 11,99,029           | 60,508     | 5,645               |
| 1,062,620          | 1,751,293                      | 227,523                              | 1,877                           | 1,261,293                         | 12,22,517                 | 1,078,610   | 12,51,523           | 263,063    | 40,624              |
| 6,197,920          | 2,520,722                      | 224,728                              | 8,211                           | 2,226,743                         | 11,57,345                 | 2,164,441   | 11,22,544           | 62,202     | 4,202               |
| 6,573,254          | 2,55,345                       | 168,374                              | 623                             | 726,278                           | 7,31,666                  | 688,539     | 7,22,411            | 97,739     | 3,255               |
| 19,315,180         | 10,207,388                     | 1,622,670                            | 16,215                          | 9,108,503                         | 83,55,238                 | 7,226,421   | 83,14,720           | 1,162,022  | 70,518              |
| 19,064,524         | 11,042,314                     | 1,556,415                            | 16,016                          | 9,470,653                         | 1,15,18,964               | 8,227,512   | 1,14,38,204         | 1,163,570  | 80,722              |

## APPENDIX No. V—DISTRICT FORM No. IX.

Statement showing the Coercive Processes adopted for the realisation of Land Revenue and the results thereof in the Province of Sind during the year 1918-19.

| No. | District.           | Notice under section 152, Bombay Act V. of 1879. |                           |   |                                  | Penalty under section 148.               |  |                              | Distraint and Sale of moveable Property under section 154. |  |   |                          | Sale of immoveable Property other than land under section 1 |   |                          |
|-----|---------------------|--|---------------------------|---|----------------------------------|--|--|------------------------------|--|--|---|--------------------------|---|---|--------------------------|
|     |                     | Number of Notices issued.                        | Number of Notices served. | Amount of Arrears for which Notices issued. | Amount of Notice Fees recovered. | Number of individuals proceeded against. | Amount of Arrears for which penalty was imposed. | Amount of penalty recovered. | Number of individuals proceeded against.                   | Arrears on account of which Distraint was resorted to. | Arrears on account of which Sale was resorted to. | Amount realized by Sale. | Number of individuals proceeded against.                    | Arrears on account of which Sale was resorted to. | Amount realized by Sale. |
| 1   | 2                   | 3  | 3a                        | 4   | 5                                | 6  | 7  | 8                            | 9  | 10   | 11  | 12                       | 13  | 14  | 15                       |
|     |                     |  |                           | Rs.   | Rs.                              |  | Rs.  | Rs.                          |  | Rs.  | Rs.   | Rs.                      |   | Rs.   | Rs.                      |
| 1   | Upper Sind Frontier | 8,829  | 8,829                     | 2,10,005                                    | 1,679                            | 4  | 335  | 49                           | 2  | 294  | 145   | 75                       | ...   | ...   | ...                      |
| 2   | Sukkur              | 8,782  | 8,782                     | 1,50,917                                    | 3,425                            | ..                                       | ...  | ...                          | ...  | ...  | ...   | ...                      | ...   | ...   | ...                      |
| 3   | Larkana             | 18,725   | 18,608                    | 4,18,168                                    | 7,878                            | ...                                      | ...  | ...                          | 7  | 1,182  | 1   | 4                        | ...   | ...   | ...                      |
| 4   | Nawabshah           | 6,241  | 6,057                     | 3,92,363                                    | 2,782                            | ...                                      | ...  | ...                          | 10   | 1,520  | 497   | 73                       | ...   | ...   | ...                      |
| 5   | Hyderabad           | 9,238  | 9,238                     | 3,88,120                                    | 4,797                            | ...                                      | ...  | ...                          | 2  | 113  | 87  | 76                       | ...   | ...   | ...                      |
| 6   | Thar Parkar         | 3,062  | 2,976                     | 1,50,380                                    | 1,374                            | 1,697                                    | 59,721   | 4,843                        | 1  | 33   | 33  | 24                       | ...   | ...   | ...                      |
| 7   | Karachi             | 5,905  | 5,905                     | 2,70,530                                    | 2,548                            | 19                                       | 472  | 65                           | 2  | 796  | 11  | 15                       | ...   | ...   | ...                      |
|     | Total               | 55,783   | 55,395                    | 19,99,498                                   | 24,463                           | 1,720                                    | 60,628   | 4,957                        | 24   | 3,949  | 774   | 266                      | ...   | ...   | ...                      |

| No. | District.           | Forfeiture and Sale of the occupancy under section 153. |  |   |                                       |             |                                       |             |                          |  |             |  |             | Arrest and Imprisonment under section 157. |   |  |
|-----|---------------------|---|--|---|---------------------------------------|-------------|---------------------------------------|-------------|--------------------------|--|-------------|--|-------------|--|---|--|
|     |                     | Number of Notices.                                      | Number of individuals proceeded against. | Arrears on account of which forfeiture was resorted to. | Occupancy of Land declared forfeited. |             | Occupancy of Land sold to the Public. |             |                          | Forfeited land returned to defaulters. |             | Occupancy of land remaining with Government. |             | Number of persons arrested and detained.   | Number of persons imprisoned in the Civil Jail. | Amount of arrears of which process issued. |
|     |                     |   |  |   | Area.                                 | Assessment. | Area.                                 | Assessment. | Amount realised by Sale. | Area.                                  | Assessment. | Area.  | Assessment. |  |   |  |
| 1   | 2                   | 10  | 17                                       | 18  | 19                                    | 20          | 21                                    | 22          | 23                       | 24                                     | 25          | 26   | 27          | 28   | 29  | 30   |
|     |                     |   |  | Rs.   | Acres.                                | Rs.         | Acres.                                | Rs.         | Rs.                      | Acres.                                 | Rs.         | Acres.                                       | Rs.         |  |   | Rs.  |
| 1   | Upper Sind Frontier | 4   | 4  | 675   | 66                                    | 183         | 6                                     | ...         | 145                      | 60                                     | 183         | ...  | ...         | ...  | ...   | ...  |
| 2   | Sukkur              | ...   | ...                                      | ...   | ...                                   | ...         | ...                                   | ...         | ...                      | ...                                    | ...         | ...  | ...         | ...  | ...   | ...  |
| 3   | Larkana             | 832   | 832                                      | 5,730   | 1,600                                 | 5,413       | ...                                   | ...         | ...                      | 1,935                                  | 4,170       | 366  | 1,243       | ...  | ...   | ...  |
| 4   | Nawabshah           | 1   | 1  | 500   | 21,614                                | 40,607      | 30                                    | 94          | 2,105                    | 48                                     | 128         | 21,506                                       | 40,470      | ...  | ...   | ...  |
| 5   | Hyderabad           | 7   | 7  | 188   | ...                                   | ...         | ...                                   | ...         | ...                      | ...                                    | ...         | ...  | ...         | ...  | ...   | ...  |
| 6   | Thar Parkar         | ...   | ...                                      | ...   | ...                                   | ...         | ...                                   | ...         | ...                      | ...                                    | ...         | ...  | ...         | ...  | ...   | ...  |
| 7   | Karachi             | ...   | ...                                      | ...   | ...                                   | ...         | ...                                   | ...         | ...                      | ...                                    | ...         | ...  | ...         | ...  | ...   | ...  |
|     | Total               | 344   | 344                                      | 7,102   | 23,230                                | 46,203      | 36                                    | 84          | 2,340                    | 1,343                                  | 4,481       | 21,032                                       | 41,722      | ...  | ...   | ...  |

**STATEMENT A.**  
(Vide paragraph 10.)

| Details.   | Hyderabad District. | Karachi District. | Sukkur District. | Larkana District. | Thar Parkar District. | Total.          |
|--|---------------------|-------------------|------------------|-------------------|-----------------------|-----------------|
|  | Rs. a. p.           | Rs. a. p.         | Rs. a. p.        | Rs. a. p.         | Rs. a. p.             | Rs. a. p.       |
| Total figures given by the Accountant General in his monthly returns of Land Revenue collections | 25,39,534 3 3       | 6,08,417 12 11    | 17,43,501 13 8   | 17,34,939 0 7     | 12,49,474 13 6        | 78,75,567 11 11 |
| Total figures shown in Appendix I, columns 26, 29 and 38 combined.                               | 25,26,338 14 4      | 5,97,967 1 2      | 17,32,769 6 0    | 16,78,045 0 0     | 12,44,426 10 5        | 77,79,536 15 11 |
| Increase or Decrease   | +13,196 4 11        | +10,460 11 9      | +10,732 7 8      | +56,894 0 7       | +5,048 3 1            | +96,390 12 0    |
| <i>More—</i>   |                     |                   |                  |                   |                       |                 |
| 1. Adjustment of errors  | 3,245 0 5           | 7,056 12 6        | 7,190 12 8       | 62,228 4 1        | 273 15 7              | 79,094 13 3     |
| 2. Over collections  | 10,817 6 6          | 3,888 0 3         | 3,930 9 0        | 5,953 11 7        | 6,010 13 6            | 29,500 8 10     |
| 3. Collections on account of future years  | 663 8 6             | 96 11 0           | .....            | .....             | .....                 | 760 3 6         |
| 4. Recoveries on account of boundary marks and other items not included in Appendix I            | .....               | .....             | .....            | .....             | .....                 | .....           |
| Total  | 13,825 15 5         | 11,041 7 9        | 11,021 5 8       | 68,181 15 8       | 5,284 13 1            | 1,09,355 9 7    |
| <i>Less—</i>   |                     |                   |                  |                   |                       |                 |
| 1. Adjustment of errors  | 630 10 6            | 490 0 0           | 288 14 0         | 11,287 15 1       | 236 10 0              | 12,674 1 7      |
| 2. Collections on account of current year made in last year                                      | .....               | 150 12 0          | .....            | .....             | .....                 | -150 12 0       |
| Total  | 630 10 6            | 640 12 0          | 288 14 0         | 11,287 15 1       | 236 10 0              | 13,024 13 7     |
| Net  | +13,196 4 11        | +10,460 11 9      | +10,732 7 8      | +56,894 0 7       | +5,048 3 1            | +96,390 12 0    |

**STATEMENT B.**  
(Vide paragraph 11.)

| Causes.   | Upper Sind Frontier District. | Sukkur District. | Larkana District. | Hyderabad District. | Nawabshah District. | Karachi District. | Thar Parkar District. | Total.   |
|---|-------------------------------|------------------|-------------------|---------------------|---------------------|-------------------|-----------------------|----------|
|   | Rs.                           | Rs.              | Rs.               | Rs.                 | Rs.                 | Rs.               | Rs.                   | Rs.      |
| 1. Due from the estates that are under the Manager, Incumbered Estates and Court of Wards in Sind | 424                           | 4,526            | 9,006             | 9,147               | 24,604              | 9,145             | 8,594                 | 65,446   |
| 2. Under postponement granted for sufficient reasons  | .....                         | 545              | 9,299             | 19,154              | 23,975              | 31,248            | 1,252                 | 78,472   |
| 3. Written off after the close of the year  | .....                         | .....            | .....             | .....               | .....               | .....             | .....                 | .....    |
| 4. Endeavours for recovery being made   | .....                         | 264              | 1                 | 8,731               | 1,137               | .....             | 5                     | 5,138    |
| Total   | 424                           | 5,335            | 12,305            | 31,032              | 49,716              | 40,393            | 9,851                 | 1,49,056 |

## STATEMENT C.

(Vide paragraph 12.)

| Causes.  | Upper<br>Sind<br>Frontier<br>District. | Sukkur<br>District. | Lárkána<br>District. | Nawáb-<br>sháh<br>District. | Hyder-<br>abad<br>District. | Thar<br>Párkar<br>District. | Karáchi<br>District. | Total. |
|--|--|---------------------|----------------------|-----------------------------|-----------------------------|-----------------------------|----------------------|--------|
|  | Rs.                                    | Rs.                 | Rs.                  | Rs.                         | Rs.                         | Rs.                         | Rs.                  | Rs.    |
| 1. Under correspondence for postponement, remission or adjustment ...                                  | ...                                    | ...                 | 327                  | ...                         | ...                         | ...                         | ...                  | 327    |
| 2. Due from estates under the protection of Manager, Incumbered Estates and Court of Wards in Sind ... | 8,389                                  | 2,189               | 7,798                | 12,121                      | 947                         | 7,605                       | 6,221                | 40,268 |
| 3. Recoveries after close of the year ...  | ...                                    | ...                 | ...                  | ...                         | ...                         | ...                         | ...                  | ...    |
| 4. Endeavours for recovery being made.   | ...                                    | ...                 | 2,701                | 4,667                       | 7,162                       | 85                          | 89                   | 14,704 |
| Total ...  | 8,387                                  | 2,189               | 10,826               | 16,788                      | 8,109                       | 7,690                       | 6,310                | 55,299 |

## STATEMENT D.

(Vide paragraph 12.)

Statement showing the extent of Agricultural loan business of Government for the Province of Sind for the years 1913-14 to 1917-18.

| Year.       | Total amount of advances made. |                            | Balance of advances of previous year's outstanding. | Total.    | Total recoveries. | Amount written off. | Balance remaining outstanding. | Interest recovered. |
|-------------|--------------------------------|----------------------------|---|-----------|-------------------|---------------------|--------------------------------|---------------------|
|             | Land Improvement Loans Act.    | Agriculturists' Loans Act. |   |           |                   |                     |                                |                     |
|             | Rs.                            | Rs.                        | Rs.   | Rs.       | Rs.               | Rs.                 | Rs.                            | Rs.                 |
| 1913-14 ... | 3,55,808                       | 4,61,496                   | 19,73,276   | 27,90,520 | 9,03,745          | 4,585               | 18,32,240                      | 1,10,253            |
| 1914-15 ... | 3,36,153                       | 5,70,084                   | 19,24,272   | 28,30,509 | 9,51,602          | 28,714              | 18,50,198                      | 1,14,359            |
| 1915-16 ... | 3,01,997                       | 4,95,062                   | 18,57,223   | 26,53,682 | 9,81,412          | 15,028              | 16,57,242                      | 1,14,300            |
| 1916-17 ... | 2,29,074                       | 4,32,428                   | 16,55,809   | 23,16,811 | 8,95,274          | 18,888              | 14,02,649                      | 1,05,111            |
| 1917-18 ... | 2,62,360                       | 6,16,972                   | 14,02,407   | 22,81,739 | 7,60,575          | 1,345               | 15,19,819                      | 81,805              |

*Annual Reports*

Land Revenue Administration Report of the  
Bombay Presidency, including Sind, for  
the year 1918-19.

## GOVERNMENT OF BOMBAY.

## REVENUE DEPARTMENT.

## Resolution No. 1998.

Bombay Castle, 3rd July 1920.

Letter from the Accountant General No. A.C.Loan.—12—9298 dated 16th February 1920—Submitting, with reference to paragraph 5 of Government Resolution, Financial Department, No. 2676 dated 19th September 1916, two statements showing the financial results of the working of the Land Improvement and the Agriculturists' Loans Acts from 1st October 1918 to 30th September 1919.

Letter from the Commissioner in  
Sind No. Rev.—378 dated 22nd January  
1920.

Letter from the Commissioner, N. D.,  
No. A.D.M.—18 dated 30th January 1920.

Letter from the Commissioner, C. D.,  
No. 399—B./1919 dated 29th January 1920.

Letters from the Commissioner, S. D.,  
No. A.D.M. (Misc.) S.R.—9 dated 9th  
January 1920, and No. A.D.M. (Misc.)  
S.R.—9 dated 23rd February 1920.

Submitting the Land Revenue Administration Reports of their respective charges for the year 1918-19, together with the Collectors' and certain Sub-Divisional Officers' Administration Reports for the year; the Commissioners also submitting extracts from the other Sub-Divisional Officers' reports.

**RESOLUTION.**—The details of demands and collections of land revenue and tagai are given in Appendices I and II of the report. For the Presidency proper the total amount of land revenue due for collection, including arrears from past year, was Rs. 3,65,52,683, a decrease of Rs. 35,976 on that for collection in 1917-18. Of this Rs. 11,67,560 was remitted, while Rs. 1,48,98,750 was suspended and Rs. 2,03,99,011 collected. In Sind Rs. 80,51,741 was for collection, of which Rs. 77,57,060 was collected as against a demand in 1917-18 of Rs. 1,11,62,761 and realizations of Rs. 1,08,66,192. The amount of tagai outstanding at the beginning of the year was Rs. 55,32,210 and at the end of the year it had risen to Rs. 2,50,41,321.

2. The year in general was a most unsatisfactory one. In the Presidency proper the failure of the rains caused scarcity in almost all districts and famine in certain districts of the Central Division, while everywhere, except in the Konkan, there was a fodder famine. In Sind the inundation was most unfavourable and there was practically no rain-fall, which caused a contraction of the cultivated area and a great lack of fodder. In addition to famine and scarcity the year was marked by the epidemic of influenza in the autumn of 1918, which in certain districts actually decimated the population. For the first four months of the year the war was in progress and the signing of the Armistice did not bring the instant return to normal conditions which the more ignorant classes anticipated. Prices rose to unprecedented heights, partly from the failure of crops, partly from the general disturbance of commerce due to the war and partly from the dislocation of traffic owing to congestion of the railways. The combination of a great epidemic, a failure of crops, a fodder famine and extremely high prices, coupled with the general disturbance of ideas consequent on the happenings of the war, culminated in the disturbances which took place in April in Ahmedabad and certain other towns in Gujarát. It is early as yet to see what the effect of the influenza epidemic, the high prices and the birth of new ideas will be on the population of the



Presidency, but it is satisfactory to record that despite the combination of unfavourable conditions, the Bombay Presidency has acquired a great resistance to famine and shows signs of prosperity in every direction. The failure of crops and of fodder was combated by the grant of suspensions and remissions of land revenue amounting in all to Rs. 1,51,10,092 and Rs. 21,90,589, respectively, and by the import of grass on an unprecedented scale into the worst affected tracts.

3. The abnormally high prices and transport difficulties were dealt with so far as possible by the control of grain and various other commodities. On the whole, the Governor in Council considers that the Presidency withstood a year of almost unprecedented misfortunes with wonderful success, and wishes to place on record his satisfaction with the special exertions of all officers of Government who, with a very depleted staff, managed to deal with a most difficult situation.

H. F. KNIGHT,  
Under Secretary to Government.

**INDEX TO THE LAND REVENUE ADMINISTRATION REPORT  
OF THE BOMBAY PRESIDENCY, INCLUDING SIND,  
FOR THE YEAR 1920-21.**

**A.—PRESIDENCY PROPER.**

|  | PAGE |
|--|------|
| Extract paragraphs 1 to 3 of the letter from the Accountant General, Bombay, No. D.L.—Loan-12-2073, dated 17th February 1922—Submitting statements showing the financial results of the working of the Land Improvement and the Agriculturists' Loans Acts for the Revenue year 1920-21 .. .. .  | 1    |
| 1. Season .. .. .  | 3    |
| 2. Land Revenue .. .. .  | 7    |
| 3. Gross Revenue .. .. .   | 8    |
| 4. Alienations .. .. .   | 10   |
| 5. Net Government Revenue .. .. .  | 11   |
| 5A. Non-Agricultural Assessment .. .. .  | 12   |
| 6. Miscellaneous Land Revenue .. .. .  | 12   |
| 7. Remissions .. .. .  | 13   |
| 8. Suspensions .. .. .   | 15   |
| 9. Revenue for collection .. .. .  | 16   |
| 10. Collections .. .. .  | 16   |
| 11. Balances .. .. .   | 17   |
| 12. Takávi .. .. .   | 18   |
| 13. Area .. .. .   | 20   |
| 14. Coercive Processes .. .. .   | 22   |
| 15. Non-Rayawari holdings .. .. .  | 23   |
| 16. Trade and Industries .. .. .   | 23   |
| 17. Prices .. .. .   | 27   |
| 18. Labour and Wages .. .. .   | 28   |
| 19. Public Feeling and the Press .. .. .   | 30   |
| 20. Matters connected with the war .. .. .   | 32   |
| 21. Special matters .. .. .  | 33   |
| Appendix No. I.—Contrasted statement showing the gross and net Land Revenue of the Presidency proper for the revenue years 1919-20 and 1920-21 together with the amount of realizations, remissions and sums written off and of the balances outstanding on account of the year under report and previous years, up to 1st August of each year .. .. . | 42   |
| Appendix No. II.—Statement showing the Takávi Advances made during the year 1920-21 and the progress of the recovery of outstanding balances of Advances .. .. .   | 50   |
| Appendix No. III.—Statement showing the details of area in the districts of the Presidency proper during the year 1920-21 .. .. .  | 54   |
| Appendix No. IV.—Incidence of Land Revenue assessment on area and population in the districts of the Presidency proper for the year 1920-21 .. .. .  | 56   |
| Appendix No. V.—Statement showing the Coercive Processes adopted for the realization of Land Revenue and the results thereof in the districts of the Presidency proper during the year 1920-21 .. .. .   | 62   |
| Appendix No. VI.—Decennial statement of non-rayawari tenures in the Presidency proper for the year 1920-21 .. .. .   | 64   |

**B.—SIND.**

|   |    |
|---|----|
| 1. Season .. .. .   | 67 |
| 3. Gross Revenue .. .. .  | 68 |
| 4. Alienations .. .. .  | 68 |
| 5. Net Government Revenue .. .. .                                     | 69 |
| 6. Miscellaneous Government Revenue as shown in the Talebands .. .. . | 69 |
| 7. Remissions .. .. .   | 69 |

|   | PAGE |
|---|------|
| 8. Suspensions .. .. .  | 70   |
| 9. Revenue for collection .. .. .   | 70   |
| 10. Collections .. .. .   | 70   |
| 11. Balances .. .. .  | 71   |
| 12. Coercive Processes .. .. .  | 72   |
| 12A. Miscellaneous Revenue not included in the Talebands .. .. .  | 72   |
| 13. Area .. .. .  | 72   |
| 14. Takávi .. .. .  | 74   |
| 15. Trade and Industries .. .. .  | 74   |
| 16. Prices .. .. .  | 76   |
| 17. Labour and Wages .. .. .  | 76   |
| 18. Public Feeling and the Press .. .. .  | 76   |
| 19. Special matters .. .. .   | 76   |
| Appendix No. I.—Contrasted statement exhibiting the gross and net Land Revenue of the Province of Sind for the revenue years 1919-20 and 1920-21 together with the amount of realizations, remissions and sums written off, and of the balances outstanding on account of the year under report and previous years, up to the 1st August of each year .. .. . | 78   |
| Appendix No. II.—Analytical statement of balances of Land Revenue outstanding on the 1st August 1921 in the Province of Sind .. .. .  | 80   |
| Appendix No. III.—Statement showing the Takávi Advances made during the year 1920-21 in the Province of Sind and the progress of the recovery of outstanding balance of advances .. .. .  | 82   |
| Appendix No. IV.—Comparative statement showing lands assessed and unassessed, occupied and unoccupied, in the Province of Sind during the year 1920-21 and the previous year .. .. .  | 82   |
| Appendix No. V.—Decennial statement of non-rayatwari tenures in the Province of Sind for the year 1920-21 .. .. .   | 84   |
| Appendix No. VI.—Incidence of Land Revenue assessment on area and population in the Province of Sind for the year 1920-21 .. .. .   | 85   |
| Appendix No. VII.—Statement showing the Coercive Processes adopted for the realization of Land Revenue and the results thereof in the Province of Sind during the year 1920-21 .. .. .  | 86   |

*Extract paragraphs 1 to 3 of the Accountant General's letter No. D.L. Loan—  
12-2073, dated 17th February 1922, and its accompaniments.*

In accordance with paragraph 5 of Government Resolution, Financial Department, No. 2676, dated the 13th September 1916, I have the honour to submit herewith statements I and III showing the financial results of the working of the Land Improvement and Agriculturists' Loans Acts from 1st October 1920 to 30th September 1921.

2. Statement I has been submitted with a suitable modification incorporating the necessary details, on which the calculation of interest, payable to the Government of India, in accordance with old Article 139, Civil Account Code, 8th edition, as also at the average rate in accordance with the Government of India letter No. 9-F., dated the 3rd January 1921, embodied in Government Order, Financial Department, No. 77, dated the 4th February 1921, is based.

3. The figure of interest shown at item I of the statement in form III has therefore been worked out in accordance with Article 139 (as above) for the first half year and in accordance with the Government of India letter for the other half.

*Loans under the Land Improvement Loans Act and the Agriculturists' Loans Act.*

I.—Account of Local Government with the Government of India for the 12 months from 1st October 1920 to 30th September 1921.

| Amount advanced to Local Government by the Government of India. |                                     |                                 | Interest for six months payable by the local Government to the Government of India at 3½ and 4 per cent. and 5½ per cent. on mean outstanding. | Interest payable for six months by the Local Government to the Government of India at the average rate, viz., 4·93 per cent., vide F. D. Order No. 77, dated 4th February 1921, on the balance on 31st March 1921. | Total.    |
|---|-------------------------------------|---------------------------------|--|--|-----------|
| Outstanding on 1st October 1920.                                | Outstanding on 30th September 1921. | Outstanding on 31st March 1921. |  |  |           |
| Rs.   | Rs.                                 | Rs.                             | Rs.  | Rs.  | Rs.       |
| 1,74,85,137   | 2,56,59,740                         | 2,10,45,240                     | 5,08,552   | 5,18,765   | 10,27,317 |

Mean outstanding on 31st March 1921 Rs. 1,92,65,188.

Distribution of the mean balance according as it pertains to advances sanctioned prior to 30th September 1916 on or after 1st October 1916 and from 1st April 1917 is as follows:—

|  |    |    |                  |
|--|----|----|------------------|
| Prior to 30th September 1916 at 3½ per cent. | .. | .. | Rs.<br>21,02,734 |
| On or after 1st October 1916 at 4½ per cent. | .. | .. | 42,749           |
| From 1st April 1917 at 5½ per cent.          | .. | .. | 1,71,19,705      |
| Total  | .. | .. | 1,92,65,188      |

*Loans under the Land Improvement Loans Act and the Agriculturists' Loans Act.*

III.—Financial results of loan operations of the Local Government during the 12 months from 1st October 1920 to 30th September 1921.

| Particulars.   | Rs.             |
|--|-----------------|
| 1. Interest payable for 12 months by the Local Government to the Government of India..   | 10,27,317       |
| 2. Interest collected during the period .. .. .  | 4,75,166        |
| 3. Balance of interest accruing to the Local Government (i.e., difference between columns 1 and 2) .. .. .   | 5,52,151        |
| 4. Remissions and writes off of Principal during the period .. .. .  | 68,049          |
| 5. Net result (loss) for 12 months from 1st October 1920 to 30th September 1921 .. .. .  | 6,20,200        |
| 6. Not result for previous years—  |                 |
| 1919-1920 .. .. .  | Rs.<br>1,37,303 |
| 1918-1919 .. .. .  | 5,86,620        |
| 1917-1918 .. .. .  | 1,67,511        |
| 1916-1917 .. .. .  | 5,14,366        |
| 1915-1916 .. .. .  | 2,24,409        |
| 7. Expenditure on free grants-in-aid towards the construction of Private Protective Works or on establishments for well-boring or other outlay incurred from current revenue in connection with Tagai transactions .. .. . | 7,816           |

**LAND REVENUE ADMINISTRATION REPORT OF THE BOMBAY  
PRESIDENCY, INCLUDING SIND, FOR THE YEAR 1920-21.**

**A.—PRESIDENCY PROPER.**

F. G. PRATT, Esq., I.C.S., Commissioner, Northern Division.  
L. J. MOUNTFORD, Esq., C.B.E., I.C.S., Commissioner, Central Division.  
P. R. CADELL, Esq., C.S.I., C.I.E., I.C.S., Commissioner, Southern Division.  
P. W. MONIE, Esq., C.S.I., I.C.S., Commissioner, Bombay Suburban  
Division.

**Season.**

**NORTHERN DIVISION.**

The season of 1920-21 was very unsatisfactory. The rainfall during the year was much below the average as will appear from the following table :—

| Name of district.    | Average<br>rainfall in<br>1920-21. |        | Average<br>rainfall in<br>the last<br>5 years. |        |
|----------------------|------------------------------------|--------|--|--------|
|                      | Inches.                            | Cents. | Inches.  | Cents. |
| Ahmedabad .. .. .    | 20                                 | 69     | 26   | 11     |
| Kaira .. .. .        | 20                                 | 59     | 30   | 0      |
| Panch Mahals .. .. . | 18                                 | 83     | 27   | 35     |
| Broach .. .. .       | 19                                 | 72     | 33   | 33     |
| Surat .. .. .        | 37                                 | 36     | 52   | 3      |
| Thana .. .. .        | 61                                 | 45     | 87   | 39     |

Some showers fell in May but the regular monsoon broke out in June in all the districts of the Division and was then sufficient for starting agricultural operations. In Ahmedabad, Kaira, the Panch Mahals and parts of the Broach district the fall in July was seasonable and sufficient and assisted the growth of kharif crops. In parts of Jambusar, Amod and Vagra talukas of the Broach district the fall was however scanty and cotton and bajri began to wither. So far the prospects were on the whole good but the scanty and irregular fall in August and September made the prospects gloomy. The kharif crops which were on the verge of maturity suffered and their outturn was considerably reduced except in parts of the Kaira and Broach districts where the early sown crops gave some yield. The transplantation of rice in the Ahmedabad and Kaira districts was retarded or abandoned except in the Daskoshi tract and some lands under irrigation tanks in the two districts. On account of insufficient watering the yield in these places also was somewhat reduced. In the Surat district the rainfall though below normal was sufficient for jarayat crops like juwar and cotton which flourished well. The inadequacy of rains however affected the rice crop in that district and its outturn in the Southern Sub-Division was reduced below normal. There was however an almost bumper crop of mangoes in that district which greatly helped the cultivators. In Thana though the rainfall was below the average it was fair on the whole except in a few coastal villages where it was quite insufficient. In October there was no rain. The failure of the late rains affected the outturn of rabi crops. Insect pest appeared in parts of the Ahmedabad and Broach districts and slightly damaged bajri in the former and juwari in the latter district. The strong cyclonic winds prevailing for about 5 days caused considerable damage to garden crops in the Bassein, Mahim and Dahanu talukas of the Thana District.

The insufficiency of rains made the prospects gloomy and scarcity had to be declared in the Eastern Mahals of the Panch Mahals district and the Jambusar taluka of the Broach district. Parts of the Amod and Vagra talukas of the Broach district were also affected.

The season was shorter than usual and the period was one of anxiety to all concerned.

*Water Supply.*—Owing to insufficient rainfall the village tanks did not fill and the water level in wells went down appreciably. The supply of water for domestic and agricultural purposes was thus reduced and this created some trouble and difficulty. Arrangements for the supply of water were however made by digging kacha wells in the beds of rivers and by cleaning and deepening the existing wells. In the Bahra tracts of the Vagra and Jambusar talukas of the Broach district the condition was rather acute and the usual cart service was employed at Government expense for the supply of water to the people. A special water supply grant was sanctioned by Government and Rs. 1,02,916 were spent in providing new and improving existing sources of water supply. The Local Boards also utilized their resources in this direction, and the amounts allotted by them supplemented by liberal grants from Government considerably eased the situation. In the Panch Mahals district 154 new kacha wells were dug and 194 old wells were improved with the help of the grants referred to above.

In the Thana district the hilly tracts caused some anxiety in April and May when the difficulty of water was felt. Boring was tried in a few wells at Palghar but was not successful.

Tagavi was also liberally granted for digging new wells and repairing old wells for irrigation purposes. The total grant for water supply including the ordinary grant sanctioned by Government was Rs. 1,95,000.

*Cattle and Fodder.*—In the Ahmedabad and Kaira districts fodder for cattle was available with the cultivators in sufficient quantities upto the end of January 1921 and thereafter the dearth of fodder was felt. The grass cut and stored from the birs in the Ahmedabad and Kaira districts was issued to cultivators as tagavi or on cash payments and there was no need for the importation of Government grass. In the Panch Mahals fodder was sufficient in all the talukas up to the middle of April and the pinch began to be felt thereafter. In the Eastern Mahals grass was allowed to be cut by cultivators from the open forests and the revenue waste at a nominal charge of eight annas to one rupee per cart and that arrangement proved quite satisfactory. In the Western Mahals nearly 20 lacs lbs. of grass stored from the open forests was distributed as tagavi. In the Broach district, the scarcity of fodder was felt in the whole of the Jambusar taluka and in parts of Vagra and Amod talukas. This was met by substantial distribution of tagavi which enabled the cultivators to purchase kadabi from the neighbouring Baroda territory and the less affected areas of the district.

Shortage of fodder began to be experienced in the Surat district at the end of the fair season but the regular monsoon saved the situation. The issue of grass from Government depôts and the liberal grants of tagavi where necessary eased the situation.

*Cattle disease.*—Rinderpest, foot and mouth disease and Hæmorrhagic Septicemia appeared more or less in all the districts of the Division and 14,383 cattle were affected of whom 4,512 died. The number of attacks and deaths in the Surat district has not been reported and has not been included in the above figures. In the Ahmedabad district 497 cattle were inoculated of whom only 4 died. The Veterinary Assistants were prompt in their measures to deal with these outbreaks.

*Public health.*—Public health was generally good. There was no epidemic in any part of the Ahmedabad district. Plague appeared in Nadiad and Kapadvanj talukas of the Kaira district and in North Salsette, Bassein, Kalyan and Bhiwandi talukas of the Thana district and carried away 145 souls, the number attacked being 198. Cholera prevailed in a very mild form in parts of the Kaira and Thana districts and in Ankleshwar taluka of the Broach district. In Dohad it however appeared in a somewhat virulent form and was responsible for 83 deaths. It was imported in that taluka from Ujjan where a big fair was held. A Sub-Assistant Surgeon on Cholera duty was specially appointed and an officer from the Sanitary Department was specially deputed for purifying water. Cholera pills were freely used where necessary.

Influenza visited all the districts except Ahmedabad. There were 1,112 attacks and 300 deaths in the five districts except Surat for which figures have not been reported.

Small pox appeared only in parts of the Kaira and Broach districts.

## CENTRAL DIVISION.

On the whole the season was very unfavourable as the rainfall was in defect of normal and unseasonable. This, combined with the high prices which were already prevalent resulted in famine or scarcity over the greater portion of Ahmednagar and Sholapur and the eastern portion of Poona. Scarcity prevailed to a lesser degree also in Nasik, Satara and West Khandesh. The monsoon opened in the second week of June but was neither general nor sufficient in Ahmednagar (except Akola taluka), Sholapur and Eastern Poona and Satara and Nasik. In July the rainfall was sufficient in the hilly tracts of Nasik, Poona and Satara for transplantation of rice and fair for cotton and other sowings in the two Khandesh districts; but defective elsewhere. Crops made fair progress in August and September in the two Khandesh districts and in the western parts of Poona, Nasik and Satara but suffered badly in other parts. In September there were a few heavy falls over parts of the area which saved the surviving kharif crops. These were also useful for giving a start to rabi sowings. The late rains however failed. The kharif crops were totally lost in Ahmednagar (except Akola taluka), and were poor to fair in East and West Khandesh and in the western parts of Nasik, Poona and Satara. Rabi sowings were restricted to small areas and gave poor results. In Ahmednagar they failed entirely.

Famine was declared in Ahmednagar and scarcity in parts of Nasik, Poona, Satara and Sholapur. Relief measures had to be started to a greater or lesser extent in these districts. A separate report on famine administration is being submitted.

*Cattle and fodder.*—The scarcity of fodder led to a heavy loss of cattle and measures for their safety were carried out both by private and Government agencies. Rinderpest appeared in all the districts and carried away over four thousand heads. Owing to the great scarcity of fodder prickly-pear was largely used in the Ahmednagar district in which the old aversion of the agriculturist to this fodder gradually diminished both under the pressure of necessity and in view of demonstrations made by Government Officers in cattle kitchens and the past efforts of Mr. Beyts in 1919. Similar demonstrations were also made in other districts, notably in Poona and Sholapur. Government grass was also imported into several districts. The subject is dealt with in greater detail in the separate famine report.

*Water supply.*—Scarcity of water was inevitable. By deepening old wells and constructing new ones the people managed to tide over the period. Irrigation was employed to a greater extent than usual and liberal grants were made by government for improvement of water supply.

*Public health.*—Plague appeared in all the districts except Nasik and Poona and caused 4,028 deaths. It was severe in parts of East Khandesh and Satara where measures were taken to check the disease by resort to inoculation and evacuation. Cholera prevailed in all the districts and was responsible for 1,505 deaths, the heaviest mortality occurring in Satara where medicines were distributed. Small-pox prevailed in a mild degree in all the districts and carried off 115 persons.

## SOUTHERN DIVISION.

The season on the whole was much less favourable than the previous year's. The Karnatak districts of Bijapur and Belgaum suffered most.

In Belgaum there was sufficient rainfall in the rice tract which thus secured a good crop. In the northern and eastern parts of the districts, the failure of rain was complete and the Krishna Valley villages, which usually yield good crops, got no crop at all. The situation in Athni, Gokak, East Hukeri and North and East Chikodi was considerably worse than in 1918. Scarcity was declared in the talukas of Athni and Chikodi, while gratuitous relief was given also in the affected parts of the Hukeri and Gokak talukas. The Collector remarks that the short rainfall suited the tobacco crop which was excellent.

The kharif rains in Bijapur were neither timely nor sufficient, and as a result much kharif land remained unsown. The October rains revived the rabi crops to some extent but they failed as a whole for want of sufficient moisture.

Famine had therefore to be declared throughout the district, excepting in one taluka.

The season was a moderate one in Dharwar. The early rains were sufficient in the western part of the district but the fall in the remaining area was scanty and unevenly distributed. The kharif crops suffered owing to the break in August but the September and October showers improved the situation. The sowing of rabi crops was slightly retarded owing to drought in the early part of September but this was followed by good rainfall. The October showers were however badly distributed, and the outturn of rabi crops was thus only moderate.

In Kanara the rainfall was on the whole sufficient and well distributed except in the eastern part. The outturn of paddy ranged from 8 to 12 annas and on the whole the outturn was regarded as the best that the district has known for several years. The outturn of the garden crops was moderate. The betel nut crop in two talukas suffered from heavy winds and fungus disease.

The rainfall was below the average in Kolaba. Some anxiety was felt in the first part of the monsoon but a later well distributed fall saved the situation. The outturn was much below normal, but with a diminution of export the stock of food stuffs remained sufficient for the needs of the district.

The season was on the whole fair in Ratnagiri. The rainfall though 40 per cent. below normal was timely and well distributed. The outturn of rice and warkas crop was 10 annas. The cocoanut and mango crops were poor.

There was some fodder difficulty in the affected parts of Belgaum. But the people managed to weather the bad time with the help of the abundant yield of fodder in the previous year, by purchasing grass at the Shedbal depôt where no less than 5,654 bales of grass were sold to needy cultivators, by disposing of their surplus cattle and by constructing new wells and repairing old ones with the aid of tagai.

The stock of fodder in Bijapur ran short in February 1921, and it was imported from Badami taluka and the neighbouring places. Forest grass from the south was not imported as the cattle will not take it. An advance of Rs. 30,000 was sanctioned by Government for the purchase of fodder to be given as tagai or on cash payment; but the amount was not required as the arrangements made by the people for the importation of kadbi from the south proved sufficient. A few cattle were relieved in five cactus fodder camps, four maintained at Government expense and one by private contributions, but it was not necessary to make much use of them.

Twelve wild elephants were killed during the year, nine in Kanara and three in Belgaum, and Land Revenue remissions amounting to Rs. 232 were granted in Kanara on account of damage done by these animals. About 1,800 pigs were destroyed in Kanara chiefly by holders of gun licenses. The dummy fence experiment was tried in 11 villages with indifferent success. The damage done by pig in this district and in the neighbouring parts of Dharwar is very great, and the number of pig destroyed is quite inadequate. This is not due to any lack of gun licenses, but the people seem incapable of combined and continued effort. The difficulties were however great and the Collector of Kanara considers that fencing on a comprehensive scale is the only sound remedy. Some well-to-do persons of Hubli have recently taken up a land in the Mundgod Petha, and they propose to hedge the whole area with a wall against the pigs. A similar scheme for three villages is under consideration of the Collector and an estimate of cost is being prepared by the Executive Engineer, Kanara. Similar proposals are being considered in Dharwar.

The water supply was inadequate during the hot season, in the districts of Belgaum, Bijapur and Ratnagiri. A special grant of Rs. 10,500 for Belgaum and Rs. 10,000 for Bijapur was sanctioned by Government for improvements to water resources and Rs. 8,400 and Rs. 4,000 respectively were utilised on the intended purpose. In Ratnagiri the measures adopted by the District Local Board and the efforts of the people themselves did much to reduce the difficulty. A special grant of Rs. 3,000 was sanctioned by Government for the improvement of water supply in the forest villages of Kanara district.



## BOMBAY SUBURBAN DIVISION.

The Bombay Suburban district was constituted from 1st December 1920 with one taluka thereunder. At the beginning it consisted of 84 villages in the South Salsette taluka but afterwards in March 1921 seven villages in the Kalyan taluka were formed into another taluka known as Ambarnath taluka and added to this district. The district now contains two talukas and 91 villages. The details of area and population are given below :—

| Collectorate.                    | Area square miles. | Population by census of 1921. |
|----------------------------------|--------------------|-------------------------------|
| Bombay Suburban District .. .. . | 153                | 154,922                       |

The monsoon set in from the 7th of June and sowing operations commenced immediately. They were completed by the end of June. The transplantation of crops commenced in the first week of July and completed by the middle of August.

Though the early and the late crops, excepting those on the coastal side, and the garden crops were good on the whole, the rice crops, particularly in the coastal tract, partially failed owing to which suspension to half the amount of Land Revenue on rice lands only was given in two villages in the South Salsette taluka.

Rice is the principal crop of the district and the outturn of rice crop was on the whole fair.

*Water supply.*—The total rainfall of the year (46 inches 99 cents) was very much below the normal and it had its effect in diminishing the water supply.

*Fodder and cattle.*—The condition of cattle was good and fodder was sufficient.

There were four cases and four deaths from surra, all in one village, and 57 attacks and seven deaths from rinderpest in three other villages, of the South Salsette taluka. 47 rinderpest inoculations were made and none of the inoculated animals died. The Ambarnath taluka was free from any disease.

## 2. Land Revenue.

## NORTHERN DIVISION.

The statement appended gives an account of the year's consolidated land revenue, Collections, Suspensions, Remissions, etc. The difference between the figures of authorized arrears shown in column 2 against Broach and those shown in column 6 (Suspensions) of the last year's statement in respect of that district is due to certain adjustments ordered to be made by the Accountant General after the close of the previous year, while similar differences in Thana both in authorized and unauthorized arrears are due to the exclusion, during the year under report, of the figures pertaining to the 91 villages transferred to the Bombay Suburban Division.

| Name of District.   | Arrears at the beginning of the year, i.e., 1st August 1920. |               | Current demand of the year 1920-21. | Total demand. | Suspensions.  | Remissions.  | Collections. | Over-collections. | Arrears at the close of the year. |                     |
|---------------------|--|---------------|-------------------------------------|---------------|---------------|--------------|--------------|-------------------|-----------------------------------|---------------------|
|                     | Authorized.  | Unauthorized. |                                     |               |               |              |              |                   | Of current year's demand.         | Of previous year's. |
| 1                   | 2  | 3             | 4                                   | 5             | 6             | 7            | 8            | 9                 | 10                                | 11                  |
| Ahmedabad ..        | Rs. 4,36,552   | Rs. 3,801     | Rs. 18,66,749                       | Rs. 23,07,102 | Rs. 12,62,434 | Rs. 5,10,279 | Rs. 4,89,959 | Rs. 22,942        | Rs. 11,933                        | Rs. 3,497           |
| Kaira ..            | 8,02,809   | 18,447        | 23,30,929                           | 31,97,185     | 16,78,788     | 7,20,230     | 7,88,504     | 3,686             | 1,951                             | 9,712               |
| Panch Mahals ..     | 46,185   | 2,003         | 4,24,542                            | 4,72,730      | 1,83,982      | 52,360       | 2,35,417     | 4,656             | 784                               | 187                 |
| Broach ..           | 2,46,308   | 619           | 22,51,035                           | 24,98,562     | 10,13,642     | 1,81,872     | 12,99,547    | 11,956            | 501                               | ..                  |
| Surat ..            | 66,783   | 18            | 27,03,156                           | 27,69,957     | 63,582        | 89,399       | 26,16,978    | 4,769             | ..                                | ..                  |
| Thana ..            | ..   | 2,656         | 15,04,830                           | 15,07,486     | 34,649        | 2,355        | 14,67,736    | 21,036            | 2,512                             | 184                 |
| Divisional Total .. | 15,98,637  | 22,514        | 1,11,31,841                         | 1,27,53,022   | 42,55,077     | 15,68,405    | 68,98,189    | 69,045            | 17,681                            | 13,580              |

## CENTRAL DIVISION.

The subjoined statement shows the land revenue demand, collections, suspensions, etc. :—

| District.        | Past arrears. |                    | Current consolidated demand. | Total Consolidated demand. | Suspend-<br>sions. | Remis-<br>sions. | Collec-<br>tions. | Un-<br>authorized<br>balance. | Remarks. |
|------------------|---------------|--------------------|------------------------------|----------------------------|--------------------|------------------|-------------------|-------------------------------|----------|
|                  | Authorized.   | Unautho-<br>rized. |                              |                            |                    |                  |                   |                               |          |
|                  | Rs.           | Rs.                | Rs.                          | Rs.                        | Rs.                | Rs.              | Rs.               | Rs.                           |          |
| Ahmednagar ..    | 11,14,909     | 6,000              | 21,31,327                    | 32,51,836                  | 28,20,999          | 71,520           | 3,50,317          | 0                             |          |
| East Khandesh .. | 0             | 0                  | 34,06,660                    | 34,06,660                  | 9,40,983           | 65,224           | 24,01,160         | 9,313                         |          |
| West Khandesh .. | 24,001        | 8,783              | 22,10,173                    | 22,52,557                  | 7,67,745           | 41,747           | 14,03,403         | 39,662                        |          |
| Nasik ..         | 2,81,577      | 1,468              | 20,73,174                    | 23,56,219                  | 14,02,765          | 83,622           | 8,08,965          | 867                           |          |
| Poona ..         | 3,21,208      | 1,606              | 17,56,725                    | 20,79,539                  | 9,53,025           | 17,204           | 11,00,404         | 8,816                         |          |
| Satara ..        | 5,24,646      | 0                  | 21,82,083                    | 27,07,329                  | 9,40,856           | 1,05,127         | 16,61,346         | 0                             |          |
| Sholapur ..      | 1,39,895      | 1,005              | 13,94,911                    | 15,35,901                  | 8,84,218           | 1,347            | 6,49,633          | 703                           |          |
| Total ..         | 24,06,836     | 18,552             | 1,51,61,673                  | 1,75,90,061                | 87,10,591          | 3,75,701         | 81,35,318         | 59,261                        |          |

## SOUTHERN DIVISION.

The jamabandi was completed within the appointed time in all talukas except Sampgaon (in Belgaum), Hungund (in Bijapur), Kod (in Dharwar), Haliyal (in Kanara), Alibag (in Kolaba), and Ratnagiri and Sangameshwar (in Ratnagiri) where there was some delay which calls for no special explanation.

## BOMBAY SUBURBAN DIVISION.

The audit of the preceding year's accounts of the South Salsette Taluka was performed by the Prant Officer. The Ambarnath Taluka was constituted in March 1921 and the villages comprised therein which were previously part of the Kalyan Taluka in the Thana District underwent the audit of the officers of the Thana District.

The following statement shows the details of consolidated Land Revenue :—

|   | Rs.      |
|---|----------|
| 1. Arrears at the beginning of the year—  |          |
| (a) Authorized .. .. .  | 435      |
| (b) Unauthorized .. .. .  | 3,500    |
| 2. Current demand for the year (including over collection of<br>previous years) .. .. . | 1,95,966 |
|   | <hr/>    |
|   | 1,99,901 |
| 3. Suspensions .. .. .  | 4,198    |
| 4. Remissions including writes off .. .. .  | 2,122    |
| 5. Collections (including over-collections of previous years) ..                        | 1,84,202 |
| 6. Arrears at the close of the year—  |          |
| (a) of current year's demand .. .. .  | 8,943    |
| (b) of previous year's demand .. .. .   | 436      |

## 3. Gross Revenue.

(Column 3 of Appendix I.)

## NORTHERN DIVISION.

The gross fixed land revenue of the Division shows a net decrease of Rs. 1,92,134 as shown below :—

|                      | Rs.        |
|----------------------|------------|
| Ahmedabad .. .. .    | + 5,539    |
| Kaira .. .. .        | — 7,024    |
| Panch Mahals .. .. . | — 535      |
| Broach .. .. .       | + 183      |
| Surat .. .. .        | + 1,960    |
| Thana .. .. .        | — 1,92,257 |
|                      | <hr/>      |
| Net .. .. .          | — 1,92,134 |

The increase in Ahmedabad and Surat is mainly due to the alteration of assessment on agricultural lands brought under non-agricultural uses. The decrease in Kaira is due to the reduction of assessment at the revision settlement introduced in the Talukdari villages of Hariala and Kharanti and in the Udhad village of Dharoda in the Matar Taluka. The variations in the Panch Mahals and Broach call for no remarks while the decrease in Thana is mostly due to the transfer of 91 villages to the Bombay Suburban Division.

#### CENTRAL DIVISION.

The gross fixed revenue (Rs. 1,65,17,900) shows a net increase of Rs. 5,06,544 as follows :—

|               |    |    |    | Rs.        |
|---------------|----|----|----|------------|
| Ahmednagar    | .. | .. | .. | + 1,26,741 |
| East Khandesh | .. | .. | .. | + 2,38,561 |
| West Khandesh | .. | .. | .. | + 84,863   |
| Nasik         | .. | .. | .. | — 575      |
| Poona         | .. | .. | .. | + 65,180   |
| Satara        | .. | .. | .. | + 1,192    |
| Sholapur      | .. | .. | .. | + 582      |
|               |    |    |    | <hr/>      |
|               |    |    |    | + 5,06,544 |

The increase in Ahmednagar and West Khandesh is partly due to the introduction of second revision settlement in some talukas and partly to giving out waste lands for cultivation. In East Khandesh and Poona the increase is due to the introduction of revision settlement in some talukas and to levy of non-agricultural assessment on building plots, in Sholapur to the levy of non-agricultural assessment and in Satara to revision survey of one village in Tasgaon taluka and resumption of sanadi inams.

#### SOUTHERN DIVISION.

The gross fixed land revenue (Rs. 1,15,40,186) shows a net decrease of Rs. 4,289 as follows :—

|           |    |    |    | Rs.     |
|-----------|----|----|----|---------|
| Belgaum   | .. | .. | .. | + 822   |
| Bijapur   | .. | .. | .. | + 548   |
| Dharwar   | .. | .. | .. | + 627   |
| Kanara    | .. | .. | .. | + 1,095 |
| Kolaba    | .. | .. | .. | — 5,519 |
| Ratnagiri | .. | .. | .. | — 1,862 |
|           |    |    |    | <hr/>   |
|           |    |    |    | — 4,289 |

The increase in Belgaum is due to the introduction of the second revision settlement in the Belgaum and Khanapur talukas, in Bijapur to the levy of the increased scale judi on kulkarni and patilki lands due to revision settlement, in Dharwar to the levy of non-agricultural assessment and in Kanara to additional assessment imposed on new gardens.

The decrease in Ratnagiri is due to correction of errors in last year's accounts and in Kolaba to decrease in the cash value of rents in kind realised in the lapsed inam villages of the late Umabaisaheb Bivalkar.

#### BOMBAY SUBURBAN DIVISION.

There is a small increase of Rs. 322 in the gross fixed revenue for the current year and it calls for no explanation.

## 4. Alienations.

(Column 5 of Appendix I.)

## NORTHERN DIVISION.

There was a decrease of Rs. 97,047 under this head. The main items of fluctuations were as under :—

| <i>Decrease.</i>  |  | Rs.    |
|---|--|--------|
| Transfer of 91 villages of the Thana District to Bombay Suburban Division .. .. .   |  | 60,007 |
| Removal of alienations in Talukdari villages in the Ahmedabad District from Taluka Form No. 3 in which they were shown by mistake .. .. . |  | 36,116 |
| Resumption of service land .. .. .  |  | 1,920  |
| <i>Increase.</i>  |  |        |
| Grant of unoccupied land to village servants useful to Government under the reorganization scheme .. .. .                                 |  | 444    |
| Increase of assessment in Pôt Hissa Survey .. .. .  |  | 966    |

## CENTRAL DIVISION.

There was a net increase of Rs. 43,195 as shown below :—

|                       | Rs.   |
|-----------------------|---|
| Ahmednagar .. .. .    | + 14,781  |
| East Khandesh .. .. . | + 14,867  |
| West Khandesh .. .. . | + 4,372   |
| Nasik .. .. .         | — 832   |
| Poona .. .. .         | + 11,809  |
| Satara .. .. .        | — 1,821   |
| Sholapur .. .. .      | + 19  |
|                       | <hr style="width: 100%; border: 0.5px solid black;"/> |
|                       | + 43,195  |

The increase in Ahmednagar, East Khandesh, West Khandesh and Poona is due to increase of assessments on the introduction of second revision settlements in some talukas. The increase in Sholapur calls for no remarks.

The decrease in Nasik is due to the reduction of assessment on inami lands acquired for public purposes and to enhancement of scale judi. Resumption of sanadi and Gadkari Inams are responsible for the decrease in Satara.

## SOUTHERN DIVISION.

There was a net decrease of Rs. 4,169 as shown below :—

|                   | Rs.   |
|-------------------|---|
| Belgaum .. .. .   | — 12  |
| Bijapur .. .. .   | — 3,815   |
| Dharwar .. .. .   | — 344   |
| Kanara .. .. .    | — 15  |
| Kolaba .. .. .    | + 3   |
| Ratnagiri .. .. . | + 14  |
|                   | <hr style="width: 100%; border: 0.5px solid black;"/> |
|                   | — 4,169   |

The decrease in Bijapur is due partly to the levy of increased scale judi on kulkarni and patilki watans consequent on revision settlements and partly to the resumption of improperly alienated Gadkari lands, and in Dharwar chiefly to the reduction of the judi on lands included in waste land.

The increase in Kolaba and Ratnagiri and the decrease in Belgaum and Kanara call for no remarks.

## BOMBAY SUBURBAN DIVISION.

There is a net increase of Rs. 1,048 under this head and it is mainly due to the introduction of revision survey settlement in the villages of the Kurla estate.

## 5. Net Government Revenue.

(Columns 8, 9 and 10 of Appendix I.)

## NORTHERN DIVISION.

There was an increase of Rs. 28,002 and a decrease of Rs. 1,29,582 under this head leaving a net decrease of Rs. 1,01,580. The main items of increase and decrease are mentioned below :—

| <i>Increase.</i>   |  | Rs.      |
|--|--|----------|
| Unoccupied land given out for cultivation .. .. .  |  | 12,514   |
| Increase in non-agricultural revenues in Ahmedabad, Kaira, Broach, Surat and Thana .. .. . |  | 9,706    |
| Increase in assessment due to excess area found in Pôt Hissa Survey .. .. .                |  | 1,065    |
| Unassessed land given out for cultivation after fixing assessment .. .. .                  |  | 807      |
| Resumption of Vethia's land .. .. .  |  | 1,515    |
| <i>Decrease.</i>   |  |          |
| Transfer of 91 villages of the Thana District to Bombay Suburban Division .. .. .          |  | 1,17,334 |
| Resignations .. .. .   |  | 1,729    |
| Cessation of non-agricultural uses .. .. .   |  | 1,192    |
| Survey corrections .. .. .   |  | 1,294    |
| Forfeiture of land of contumacious defaulters .. .. .                                      |  | 2,041    |
| Forfeiture of land on account of breach of conditions of non-alienable tenure .. .. .      |  | 1,668    |

## CENTRAL DIVISION.

The fixed revenue rose from Rs. 1,33,97,810 to Rs. 1,38,54,017 showing a net increase of Rs. 4,56,207 as below :—

|                       | Rs.        |
|-----------------------|------------|
| Ahmednagar .. .. .    | + 1,08,500 |
| East Khandesh .. .. . | + 2,12,961 |
| West Khandesh .. .. . | + 78,344   |
| Nasik .. .. .         | — 434      |
| Poona .. .. .         | + 53,187   |
| Satara .. .. .        | + 3,125    |
| Sholapur .. .. .      | + 524      |
|                       | + 4,56,207 |

The causes of increase in all districts except Nasik, where the decrease was negligible, are mentioned in paragraph 3 above.

## SOUTHERN DIVISION.

There was a net increase of fixed revenue of Rs. 1,850 as shown below :—

|                   | Rs.     |
|-------------------|---------|
| Belgaum .. .. .   | + 707   |
| Bijapur .. .. .   | + 4,332 |
| Dharwar .. .. .   | + 883   |
| Kanara .. .. .    | + 1,305 |
| Kolaba .. .. .    | — 5,364 |
| Ratnagiri .. .. . | — 13    |
|                   | + 1,850 |

In Belgaum the increase is due to the introduction of the second revisional settlement in two talukas, in Bijapur to increase of scale judi on kulkarni and patilki watans consequent on the second revision settlement and to resumption of Gadkari inam lands resulting in reduction of "nuksan", in Dharwar to levy of non-agricultural assessment and in Kanara to waste lands given out for cultivation on special terms and to assessment imposed on new gardens.

The decrease in Kolaba is due to decrease in the cash value of rents in kind realised in the lapsed inam villages of the late Umabaisaheb Bivalkar, owing to fall in the price of paddy, and in Ratnagiri to the termination of the leases of certain sheri lands.

### BOMBAY SUBURBAN DIVISION.

This head exhibits a net decrease of Rs. 658, which is ascribed principally to the following items :—

#### *Decrease.*

The termination of the leases of lands given out for periods for more than five years accounts for a decrease of Rs. 1,954.

#### *Increase.*

The main item of increase is the non-agricultural assessment. The revenue under this item increased by Rs. 1,375 during the year.

### 5A. Non-agricultural Assessment.

(Column 10 of Appendix I.)

### SOUTHERN DIVISION.

The total non-agricultural assessment derived was Rs. 28,986 as detailed below :—

|                   | Rs.           |
|-------------------|---------------|
| Belgaum .. .. .   | 2,447         |
| Bijapur .. .. .   | 6,330         |
| Dharwar .. .. .   | 10,647        |
| Kanara .. .. .    | 978           |
| Kolaba .. .. .    | 7,855         |
| Ratnagiri .. .. . | 729           |
| Total ..          | <u>28,986</u> |

### 6. Miscellaneous Land Revenue.

(Column 11 of Appendix I.)

### NORTHERN DIVISION.

The net decrease of Rs. 62,175 under this head is mainly due to decrease in receipts from the sale of grass, babul pods, and occupancy rights of land on account of unfavourable nature of the season.

### CENTRAL DIVISION.

There was a net decrease of Rs. 1,37,479 as shown below :—

|                       | Rs.               |
|-----------------------|-------------------|
| Ahmednagar .. .. .    | — 12,773          |
| East Khandesh .. .. . | — 26,336          |
| West Khandesh .. .. . | — 22,635          |
| Nasik .. .. .         | — 1,699           |
| Poona .. .. .         | + 5,146           |
| Satara .. .. .        | — 56,241          |
| Sholapur .. .. .      | — 22,941          |
| Total ..              | <u>— 1,37,479</u> |

The decrease is chiefly due to smaller revenue under the following heads :—

- (1) Sale proceeds of tarwad in Ahmednagar.
- (2) Sale proceeds of occupancy rights in village sites in East and West Khandesh and of waste lands in Satara and Sholapur.
- (3) Melon bed cultivation in Nasik and West Khandesh.

The increase in Poona is due to receipts from items of fluctuating nature.

#### SOUTHERN DIVISION.

There was a net decrease of Rs. 20,957 as shown below :—

|                   | Rs.      |
|-------------------|----------|
| Belgaum .. .. .   | — 7,804  |
| Bijapur .. .. .   | — 3,573  |
| Dharwar .. .. .   | — 8,477  |
| Kanara .. .. .    | — 3,444  |
| Kolaba .. .. .    | + 7,339  |
| Ratnagiri .. .. . | — 4,998  |
|                   | — 20,957 |
| Net decrease ..   | — 20,957 |

The increase in Kolaba is due to the large amount of occupancy price realized on Government lands given out in Roha and Matheran.

The decrease in Belgaum, Bijapur, Dharwar, Kanara and Ratnagiri is due to smaller receipts from sales of occupancy rights of land and from other items of fluctuating nature.

#### BOMBAY SUBURBAN DIVISION.

There was a net increase of Rs. 20,699 under this head. This increase is chiefly due to more realisations from non-agricultural revenue and occupancy price, than in the previous year.

#### 7. Remissions.

(Column 22 of Appendix I.)

#### NORTHERN DIVISION.

The total remissions granted during the year under report amounted to Rs. 15,68,495 as against Rs. 1,51,043 during the previous year. Details of main items of remissions are given below :—

|   | Rs.       |
|---|-----------|
| Automatic remissions of suspended Land Revenue of previous years in Ahmedabad, Kaira, Broach, Panch Mahals and Surat districts .. .. .                            | 11,55,465 |
| Remissions on account of water rate under rule No. 7 of the Remissions and Suspensions rules in the Ahmedabad, Kaira, Panch Mahals, Broach and Surat districts .. | 2,39,440  |
| Difference between the old and enhanced revision assessments in the Ahmedabad and Broach districts .. .. .  | 45,591    |
| Remissions of Bet revenue on account of failure of crops in the Broach district .. .. .   | 27,856    |
| Remission on account of water-logged areas in the Surat and Thana districts .. .. .   | 24,894    |
| Remission on account of local calamities in Kaira, Broach, Surat and Thana districts .. .. .  | 6,788     |
| Remissions on account of diluvion in Broach and Surat districts .. .. .   | 2,545     |
| Arrears written off as irrecoverable in the Ahmedabad and Thana districts .. .. .   | 1,664     |

## CENTRAL DIVISION.

The total remissions amounted to Rs. 3,75,791 against Rs. 1,49,501 in the previous year. The details are :—

|  | Rs.      |
|--|----------|
| (1) Remissions on account of revision settlements (in all the districts) .. .. .             | 91,691   |
| (2) Written off as irrecoverable .. .. .   | 2,197    |
| (3) Demands cancelled .. .. .  | 8,153    |
| (4) Remission of water rate (in all the districts except Sholapur and East Khandesh) .. .. . | 1,58,176 |
| (5) Remission on account of destruction by fire .. .. .                                      | 2,371    |
| (6) Automatic remission (in Ahmednagar, West Khandesh and Satara) .. .. .                    | 1,02,029 |
| (7) Water-logging .. .. .  | 2,758    |
| (8) Lands taken up for public or special purposes .. .. .                                    | 6,193    |
| (9) Arrears due on forfeited lands .. .. .   | 824      |
| (10) Belhe estate in Poona .. .. .   | 592      |
| (11) Miscellaneous .. .. .   | 807      |
| Total ..   | 3,75,791 |

## SOUTHERN DIVISION.

The total remissions amounted to Rs. 1,11,643 against Rs. 65,301 in the previous year. The details are :—

|   | Rs.      |
|---|----------|
| (1) Reduction of assessment on account of revision settlement and remissions according to Igatpuri rules .. .. .                          | 18,469   |
| (2) Written off as irrecoverable .. .. .  | 7,587    |
| (3) Demands cancelled .. .. .   | 1,433    |
| (4) Remission of water rate owing to failure of water for irrigated crops in Belgaum, Dharwar and Bijapur .. .. .                         | 19,543   |
| (5) Remission on account of destruction by fire .. .. .   | 911      |
| (6) Lands lying fallow in Kanara .. .. .  | 122      |
| (7) Remission of Patasthal assessment in Belgaum .. .. .  | 336      |
| (8) Remission to the widow of late Bilgi Chief (in Kanara) .. .. .  | 299      |
| (9) Remission on account of destruction of crops by wild elephants (in Kanara) .. .. .  | 257      |
| (10) Remission of assessment on gaathan holdings in khoti villages in Ratnagiri (G. R., R. D., No. 4869 of 26th May 1914) .. .. .         | 735      |
| (11) Remission of assessment of land held rent free in khoti villages of Ratnagiri (G. R., R. D., No. 6852 of 8th September 1904) .. .. . | 1,749    |
| (12) Remission owing to failure of crops in Kanara .. .. .  | 47       |
| (13) Automatic remissions in Dharwar and Kanara .. .. .   | 57,656   |
| (14) Remissions granted to soldiers in Ratnagiri and Kanara .. .. .   | 227      |
| (15) Remission on account of water-logging in Belgaum and Kanara .. .. .  | 83       |
| (16) Remission of Japti expenses in attached khoti villages in Ratnagiri, written off on the villages lapsing to Government .. .. .       | 452      |
| (17) Remission of assessment on land reserved for special or public purposes in Ratnagiri .. .. .   | 80       |
| (18) Special remission to Khots in Devgad under G. R., R. D., No. 3718, dated 2nd June 1902 .. .. .                                       | 1,255    |
| (19) Miscellaneous causes .. .. .   | 402      |
| Total ..  | 1,11,643 |



## BOMBAY SUBURBAN DIVISION.

No remission on account of failure of crops, loss by fire or poverty had to be made. Those that were made were partly due to forfeiture of lands and mainly to the settlement of non-agricultural assessment.

## 8. Suspensions.

(Column 23 of Appendix I.)

## NORTHERN DIVISION.

The suspensions granted during the year under report amounted to Rs. 42,55,077 as against Rs. 15,94,911 during the previous year. The increase of Rs. 26,60,166 is due to the unfavourable nature of the season. The figures for the various districts are as under:—

|              |    |    |    |    | Rs.       |
|--------------|----|----|----|----|-----------|
| Ahmedabad    | .. | .. | .. | .. | 12,82,434 |
| Kaira        | .. | .. | .. | .. | 16,76,788 |
| Panch Mahals | .. | .. | .. | .. | 1,83,982  |
| Broach       | .. | .. | .. | .. | 10,13,642 |
| Surat        | .. | .. | .. | .. | 63,582    |
| Thana        | .. | .. | .. | .. | 34,649    |

## CENTRAL DIVISION.

The suspended arrears at the end of the year amounted to Rs. 87,19,591 against Rs. 24,06,836 at the end of the previous year. The increase of Rs. 63,12,755 is due to scarcity and bad crops. In the Ahmednagar district alone both instalments had to be suspended owing to the failure of the rains in the whole district except 140 villages of Akola taluka in which both instalments were collected and 45 villages of the same taluka, where one instalment was taken. Full suspensions were also given in the Madha and Karmala talukas of the Sholapur district and parts of Poona and Satara districts. In the other districts also suspensions had to be granted under the rules over areas where the crops had failed.

## SOUTHERN DIVISION.

The suspended revenue at the end of the year amounted to Rs. 17,50,791 against Rs. 3,88,866 at the end of the previous year. This includes Rs. 15,26,000 suspended on account of the current year's land revenue and Rs. 2,08,073 re-suspended out of the previous year's revenue owing to famine and scarcity as detailed below:—

| District. | Suspensions out of current year's revenue. |          | Amount re-suspended. | Total. |
|-----------|--|----------|----------------------|--------|
|           | Rs.  | Rs.      |                      |        |
| Belgaum   | ..   | ..       | ..                   | ..     |
| Bijapur   | ..   | ..       | ..                   | ..     |
| Dharwar   | ..   | ..       | ..                   | ..     |
| Kanara    | ..   | ..       | ..                   | ..     |
| Kolaba    | ..   | ..       | ..                   | ..     |
| Ratnagiri | ..   | ..       | ..                   | ..     |
| Total     | ..   | ..       | ..                   | ..     |
|           | Rs.  | Rs.      | Rs.                  |        |
|           | 4,10,701                                   | 14,288   | 4,24,989             |        |
|           | 10,73,077                                  | 1,51,588 | 12,24,665            |        |
|           | 42,036                                     | 24,349   | 66,385               |        |
|           | 186  | 17,848   | 18,034               |        |
|           | .....                                      | .....    | .....                |        |
|           | .....                                      | .....    | .....                |        |
| Total     | 15,26,000                                  | 2,08,073 | 17,34,073            |        |

The details of the remaining suspended revenue are:—

|  | Rs.    |
|--|--------|
| (i) Suspensions of altered assessment at Hubli ..              | 5,211  |
| (ii) Japti expenses of attached khoti villages in Ratnagiri .. | 11,507 |
| Total ..   | 16,718 |

## BOMBAY SUBURBAN DIVISION.

The amount of suspensions is confined to the South Salsette Taluka only. Out of the total suspensions Rs. 2,561 (C.L.R.) were suspended owing to partial failure of rice crops in the coastal villages and the remainder on account of non-agricultural revenue pending settlement of agreements.

## 9. Revenue for collection.

(Column 21 minus column 22 minus column 23 of Appendix I.)

## NORTHERN DIVISION.

The net consolidated demand (exclusive of remissions and suspensions) during the year under report amounted to Rs. 69,29,450 as against Rs. 1,54,62,688 during the previous year. The decrease is due to the large amount of remissions and suspensions granted during the year under report on account of the unfavourable nature of the season.

## CENTRAL DIVISION.

The total consolidated revenue due for collection including local fund cess and excluding remissions and suspensions was Rs. 84,94,679.

## SOUTHERN DIVISION.

The total consolidated land revenue for collection including local fund cess and excluding collections in previous years of current revenue and remissions and suspensions was Rs. 89,60,820.

## BOMBAY SUBURBAN DIVISION.

The total consolidated land revenue for collection including local fund cess, excluding collections for the year made in the previous years, and remissions and suspensions, was Rs. 1,84,978.

## 10. Collections.

(Column 24 of Appendix I.)

## NORTHERN DIVISION.

Out of the net demand of Rs. 69,29,450 referred to above Rs. 68,98,189 were collected, giving a percentage of 99·5 as against 99·8 during the preceding year. The percentage of collection in each district of the division during the year was as under :—

|              |    |    |    |    |      |
|--------------|----|----|----|----|------|
| Ahmedabad    | .. | .. | .. | .. | 96·9 |
| Kaira        | .. | .. | .. | .. | 98·5 |
| Panch Mahals | .. | .. | .. | .. | 99·5 |
| Broach       | .. | .. | .. | .. | 99·9 |
| Surat        | .. | .. | .. | .. | 100  |
| Thana        | .. | .. | .. | .. | 99·8 |

## CENTRAL DIVISION.

The total collections amounted to Rs. 84,35,318, the percentage being 99·3 over the net amount set down for collection. The district percentages on the total demand are as under :—

|               |    |    |    |    |      |
|---------------|----|----|----|----|------|
| Ahmednagar    | .. | .. | .. | .. | 100  |
| East Khandesh | .. | .. | .. | .. | 99·6 |
| West Khandesh | .. | .. | .. | .. | 97·2 |
| Nasik         | .. | .. | .. | .. | 99·9 |
| Poona         | .. | .. | .. | .. | 99·2 |
| Satara        | .. | .. | .. | .. | 100  |
| Sholapur      | .. | .. | .. | .. | 99·8 |

## SOUTHERN DIVISION.

The total collections amounted to Rs. 89,18,622, the percentage being 99·5. The percentages by districts on the total demand are as under :—

|           |    |    |    |    |      |
|-----------|----|----|----|----|------|
| Belgaum   | .. | .. | .. | .. | 99·4 |
| Bijapur   | .. | .. | .. | .. | 95·2 |
| Dharwar   | .. | .. | .. | .. | 99·9 |
| Kanara    | .. | .. | .. | .. | 99·9 |
| Kolaba    | .. | .. | .. | .. | 100  |
| Ratnagiri | .. | .. | .. | .. | 99·9 |

The collection work was satisfactory.

## BOMBAY SUBURBAN DIVISION.

Out of the net demand of Rs. 1,84,978 referred to above Rs. 1,75,599 were collected giving a percentage of 94·9.

## 11. Balances.

(Column 23 "Suspended" plus column 26 "Unauthorized" of Appendix I.)

## NORTHERN DIVISION.

The outstanding balance at the close of the year under report was Rs. 42,86,338 as against Rs. 16,20,957 on 31st July 1920. The former amount is made up of suspensions referred to above and the unauthorized arrears amounting to Rs. 31,261. Of the latter amount Rs. 17,681 were on account of the year under report and Rs. 13,580 on account of previous years. The unauthorized arrears of Rs. 31,261 are distributed as under :—

|              |    |    |    |    | Rs.    |
|--------------|----|----|----|----|--------|
| Ahmedabad    | .. | .. | .. | .. | 15,430 |
| Kaira        | .. | .. | .. | .. | 11,663 |
| Panch Mahals | .. | .. | .. | .. | 971    |
| Broach       | .. | .. | .. | .. | 501    |
| Thana        | .. | .. | .. | .. | 2,696  |
| Total        | .. | .. | .. | .. | 31,261 |

## CENTRAL DIVISION.

The balance outstanding at the close of the year was Rs. 87,78,952 (authorized Rs. 87,19,519 plus unauthorized Rs. 59,361) against Rs. 24,25,388 on 31st July 1920. Besides the failure of the rains a very heavy fall in the price of cotton contributed to the large increase in the outstanding balance. Of the unauthorized arrears Rs. 52,460 represent arrears on account of current year's demand and Rs. 6,901 on account of former years' arrears, against Rs. 11,815 and Rs. 6,737 respectively outstanding on 31st July 1920. Out of the unauthorized arrears Rs. 1,961 are considered to be irrecoverable.

On the whole it was a bad revenue year.

## SOUTHERN DIVISION.

The balance outstanding at the close of the year was Rs. 17,92,989 (authorized Rs. 17,50,791 plus unauthorized Rs. 42,198) against Rs. 4,17,813 on 31st July 1920. Of the unauthorized arrears of Rs. 42,198, Rs. 36,745 represent arrears on account of current year's demand and Rs. 5,453 on account of former years' arrears against Rs. 21,330 and Rs. 7,617 respectively outstanding on 31st July 1920. Out of the unauthorized arrears, Rs. 1,350 are considered to be irrecoverable.

## BOMBAY SUBURBAN DIVISION.

The outstanding balance at the close of the year under report was Rs. 13,577. The unauthorised arrears (Rs. 9,379) accrued because of the temporary disabilities in the collecting agency. These defects have since been removed and the figure of arrears has since been reduced to Rs. 5,000.

## 12. Takavi.

## NORTHERN DIVISION.

The total amount advanced as takavi under both the Acts amounted to Rs. 14,59,251, as against Rs. 1,58,115, during the previous year. Scarcity conditions made the demand considerably greater than in the previous year. Out of the total outstanding of Rs. 62,78,147, at the beginning of the year, Rs. 7,72,601 were recovered, Rs. 12,69,533 were suspended, and Rs. 380 were written off. The unauthorised arrears at the end of the year amounted to Rs. 1,08,438 as detailed below :—

|              |    |    |    |    | Rs.      |
|--------------|----|----|----|----|----------|
| Ahmedabad    | .. | .. | .. | .. | 65,600   |
| Kaira        | .. | .. | .. | .. | 15,488   |
| Panch Mahals | .. | .. | .. | .. | 1,878    |
| Broach       | .. | .. | .. | .. | 24,181   |
| Surat        | .. | .. | .. | .. | 202      |
| Thana        | .. | .. | .. | .. | 1,089    |
|              |    |    |    |    | 1,08,438 |

Voluntary payments during the year amounted to Rs. 18,725. The following table shows the net financial results to the state of the agricultural loan business during the year 1920-21 and each of the five preceding years :—

| Year.   | Advances made. | Collections. |           | Amount written off. |
|---------|----------------|--------------|-----------|---------------------|
|         |                | Principal.   | In teres. |                     |
|         | Rs.            | Rs.          | Rs.       | Rs.                 |
| 1915-16 | 3,51,291       | 3,24,454     | 90,285    | 3,020               |
| 1916-17 | 11,277         | 8,80,844     | 3,20,782  | 1,670               |
| 1917-18 | 75,088         | 5,95,622     | 1,39,161  | 2,032               |
| 1918-19 | 80,45,516      | 57,066       | 12,023    | 359                 |
| 1919-20 | 1,58,115       | 36,90,834    | 4,94,661  | 101                 |
| 1920-21 | 14,59,251      | 6,40,406     | 1,32,195  | 380                 |

Takavi works in progress were sufficiently inspected by the officers concerned. Eight cases of misappropriation of takavi involving an aggregate amount of Rs. 3,800 were noticed in the Kaira district and Rs. 3,633 were summarily recovered and steps are in progress for the recovery of the remaining amount. On account of the unfavourable nature of the season takavi was freely given in the districts of Ahmedabad, Kaira, Panch Mahals and Broach, for wells and cattle. Takavi instalments were suspended in accordance with the principles laid down in paragraph 17 of the Takavi Manual and further suspensions were granted in cases of individual hardship. To cope with heavy work special establishment consisting of 67 clerks and 7 Aval Karkuns was entertained in the Division according to the volume of work in each taluka.

Takavi was also granted for maintenance to the Talukdars of Ahmedabad, Kaira and Broach districts, to the Maleks of the Thasra Taluka in the Kaira district, and also to the weavers and Rabaris in the Ahmedabad and Kaira districts. The following table shows the allotments made under Classes II, III and V during the year :—

|   |    |    | Rs.    |
|---|----|----|--------|
| Class II—Loans to talukdars for maintenance | .. | .. | 39,000 |
| Class III—Loans to Maleks of Thasra Taluka  | .. | .. | 5,000  |
| Class V—(a) Loans to Rabaris                | .. | .. | 2,711  |
| (b) Loans to Weavers                        | .. | .. | 240    |

## CENTRAL DIVISION.

Unusually large advances were made in the year owing to the failure of the crops, the total advance under both Acts being nearly 52 lakhs against  $\text{£}\frac{1}{5}$  lakhs in the preceding year. No less than nearly 22 lakhs were advanced in the Ahmednagar district alone and 14½ in the Nasik district. The amount given in the Nasik district was unnecessarily large and due to want of supervision on the part of the District Officers including the Huzur Deputy Collector who allowed allotments to be largely exceeded. A separate report in the matter has been submitted under this office No. T.A.G.—4, dated 23rd August 1921.

Out of the total outstanding balance of Rs. 67,11,331 (Principal Rs. 66,25,905 and Interest Rs. 85,426) Rs. 32,33,004 (Principal Rs. 27,87,947 and Interest Rs. 4,45,057) fell due for collection in the year, of which only Rs. 6,98,759 were collected, Rs. 23,81,434 suspended and Rs. 1,374 written off, leaving Rs. 1,51,437 unauthorized arrears at the end of the year. Poona alone was responsible for Rs. 1,10,450 out of these arrears. The percentage of collections to amount set down for collection was as follows:—

|               |    |    |    |    |       |
|---------------|----|----|----|----|-------|
| Ahmednagar    | .. | .. | .. | .. | 87.9  |
| East Khandesh | .. | .. | .. | .. | 95.7  |
| West Khandesh | .. | .. | .. | .. | 71.8  |
| Nasik         | .. | .. | .. | .. | 99.7  |
| Poona         | .. | .. | .. | .. | 70.5  |
| Satara        | .. | .. | .. | .. | 97.09 |
| Sholapur      | .. | .. | .. | .. | 96.4  |

Cases of misapplication of takavi advances were noticed in West Khandesh, Satara and Sholapur and steps are being taken to recover the amounts misapplied: and in my inspection of Collectors' offices I have noted in one district at least works are not inspected and therefore we cannot know whether the money has been properly expended. I consider that these very large advances of tagai are much to be deprecated and if constantly given as in Ahmednagar tend to become regarded by the cultivators as a dole. Land overloaded with tagai cannot possibly pay it back and the result of such well meant profusion is a ruined ryot with his lands sold up.

I have asked Collectors to use more discrimination this year. As Collector of Sholapur I took up the question of lands sown by each recipient of seed tagai and found that in most cases a ryot had taken as seed tagai twice or thrice the amount he eventually spent on seed. Consequently his land started the year with an unproductive debt. Special care is needed in giving out seed tagai.

The following table shows advances, recoveries and remissions during this and the five previous years:—

| Year.   | Total amount advanced. | Total recoveries (Principal). | Interest recovered. | Amount written off. |
|---------|------------------------|-------------------------------|---------------------|---------------------|
|         | Rs.                    | Rs.                           | Rs.                 | Rs.                 |
| 1915-16 | 66,283                 | 11,53,506                     | 3,22,045            | 2,378               |
| 1916-17 | 27,377                 | 8,47,276                      | 2,69,783            | 690                 |
| 1917-18 | 28,452                 | 4,96,786                      | 1,50,996            | 1,490               |
| 1918-19 | 74,19,764              | 1,06,637                      | 29,414              | 64                  |
| 1919-20 | 8,21,595               | 27,69,142                     | 4,35,847            | 316                 |
| 1920-21 | 51,90,804              | 5,46,345                      | 1,52,414            | 1,374               |

## SOUTHERN DIVISION.

The enclosed statements show the tagai transactions during the year ending 30th September 1921.

Tagai was freely advanced in the famine-stricken parts of Belgaum and Bijapur.

In Dharwar, Rs. 11,050 were advanced for steam plough operations in Ranebennur taluka.

The subjoined statement shows the tagai works in progress and those inspected by officers in the above ghat districts :—

| District.       | Number of works in progress. | Number inspected by Prant Officers. | Number inspected by Mamlatdars and Mahalkaris. | Number inspected by Special Head Karkuns. |
|-----------------|------------------------------|-------------------------------------|--|---|
| Belgaum .. .. . | 1,256                        | 136                                 | 200  | 70  |
| Bijapur .. .. . | 1,973                        | 189                                 | 528  | 523                                       |
| Dharwar .. .. . | 61                           | 11                                  | 43   | ....                                      |

In Ratnagiri 10 works were inspected by Mamlatdars and 2 by Prant Officers. In Kanara and Kolaba there were no works in progress during the year.

Seventy-one cases of misapplication of loans were detected in the districts shown below and in all of them the loans were summarily recovered :—

|                 |    |
|-----------------|----|
| Belgaum .. .. . | 12 |
| Bijapur .. .. . | 56 |
| Dharwar .. .. . | 3  |

### BOMBAY SUBURBAN DIVISION.

The following figures supply details of tagai transactions during the year ending 30th September 1921 :—

|   |     |      |
|---|-----|------|
| 1. Amount advanced during the year .. .. .  | Rs. | Nil. |
| 2. Demand put down for collection during the year .. .. .                                 |     | 81   |
| (a) Principal .. .. .   |     | 73   |
| (b) Interest .. .. .  |     | 8    |
|   |     | 81   |
| 3. Collections .. .. .  |     | 81   |
| (a) Principal .. .. .   |     | 73   |
| (b) Interest .. .. .  |     | 8    |
|   |     | 81   |
| 4. Suspensions .. .. .  |     | Nil. |
| 5. Remissions .. .. .   |     | Nil. |
| 6. Unauthorized arrears .. .. .   |     | Nil. |
| 7. Over collections (to be refunded, included under collections)..                        |     | Nil. |
| 8. Voluntary over payments out of future instalments (included under collections) .. .. . |     | Nil. |
| 9. Total outstanding debt (Principal) at the close of the year ..                         |     | Nil. |

The advance previously made was under the Agriculturists' Loans Act. There were therefore no works for inspection.

### 13. Area.

(Columns 10, 11 and 12 of Appendix III.)

### NORTHERN DIVISION.

A comparison of the occupied assessed area in the division during the preceding year (53,04,797) with that during the year under report (52,15,913) shows a net decrease of 88,884 acres which is explained as under :—

|                      |          |
|----------------------|----------|
| Ahmedabad .. .. .    | — 21,266 |
| Kaira .. .. .        | — 463    |
| Panch Mahals .. .. . | + 531    |
| Broach .. .. .       | — 4,794  |
| Surat .. .. .        | + 260    |
| Thana .. .. .        | — 63,112 |
|                      | — 88,884 |
| Net .. .. .          | — 88,884 |

The decrease in Ahmedabad is mostly due to the transfer of Talukdari lands from the head "alienated" to the head "free or specially reduced" in accordance with the instructions in the correction slip on page 202 of the Revenue Accounts Manual, while that in the Broach district is due to the transfer of the Bhag lands paying a "falo" which is less than the survey assessment, from the head "ordinary tenure" to the head "free or specially reduced". The decrease in Thana is mainly due to the transfer of 91 villages to the Bombay suburban division. The variations in other districts are due either to resignations of occupied land or to the taking up of waste land for cultivation.

#### CENTRAL DIVISION.

There has been a net decrease of 7,273 acres in the occupied area as shown below:—

|                       | Acres.  |
|-----------------------|---------|
| Ahmednagar .. .. .    | — 2,892 |
| East Khandesh .. .. . | — 776   |
| West Khandesh .. .. . | — 3,460 |
| Nasik .. .. .         | — 1,435 |
| Poona .. .. .         | + 647   |
| Satara .. .. .        | + 385   |
| Sholapur .. .. .      | + 256   |
|                       | <hr/>   |
|                       | — 7,273 |

The decrease in Ahmednagar is mostly due to land being set apart for special and public purposes and in West Khandesh and Nasik to land set apart for public purposes and to resumption of inams, forfeitures and relinquishments. In East Khandesh it is due to land in the alienated village of Shendurni being shown as unoccupied waste.

The increase in Poona, Satara and Sholapur is chiefly due to assessed unoccupied land taken up for cultivation and to errors in survey.

The decrease in West Khandesh due to forfeitures is 2,464 acres and is accounted for by the fact that the Bhils in this district usually leave their land fallow through idleness or break the conditions of the new tenure and give their lands to savkars without permission and thus avoid paying Government dues. In all such cases lands have to be forfeited.

#### SOUTHERN DIVISION.

There has been a net increase of 1,051 acres in the occupied area as shown below:—

|                      | Acres.  |
|----------------------|---------|
| Belgaum .. .. .      | — 483   |
| Bijapur .. .. .      | — 136   |
| Dharwar .. .. .      | — 1,273 |
| Kanara .. .. .       | + 259   |
| Kolaba .. .. .       | + 1,247 |
| Ratnagiri .. .. .    | + 1,437 |
|                      | <hr/>   |
| Net increase .. .. . | + 1,051 |

The decrease in Belgaum, Bijapur and Dharwar is due chiefly to relinquishments. The increase in the other districts is due to the grant of waste and salt marsh lands for cultivation.

#### BOMBAY SUBURBAN DIVISION.

There is a net increase of 401 acres under this head due mainly to khajan land granted for reclamation having been finally measured and assessed.

## 14. Coercive Processes.

(Appendix V.)

## NORTHERN DIVISION.

The following table shows the extent to which coercive measures were taken for the collection of land revenue in the year under report and in the previous year :—

| Year.         | Number of notices of demand issued under section 152, Land Revenue Code. | Cases of Penalty under section 148, Land Revenue Code. | Distrain and sale of movable property under section 154, Land Revenue Code. | Sale of immovable property other than land under section 155, Land Revenue Code. | Forfeiture and sale of occupancy, section 153, Land Revenue Code. |
|---------------|--|--|---|--|---|
| 1920-21 .. .. | 5,730  | 201  | 44  | 1  | 48  |
| 1919-20 .. .. | 12,755   | 654  | 74  | 0  | 165   |

On account of the unfavourable nature of the season large suspensions of land revenue were given during the year and this accounts for the decrease in the number of coercive processes adopted.

## CENTRAL DIVISION.

The following table compares the extent of coercion in the different forms employed for collection of revenue :—

| Year.         | Number of notices of demand issued under section 152, Land Revenue Code. | Penalty under section 148, Land Revenue Code. | Distrain and sale of movable property under section 154, Land Revenue Code. | Sale of immovable property other than land under section 155, Land Revenue Code. | Forfeiture and sale of occupancy under section 153, Land Revenue Code. |
|---------------|--|---|---|--|--|
|               |  | Number of kabjedars.                          | Number of kabjedars.  | Number of cases.   | Number of cases.   |
| 1919-20 .. .. | 1,655  | 1,599   | 117   | 2  | 303  |
| 1920-21 .. .. | 8,440  | 806   | 119   | 2  | 63   |

The increase in the number of notices is chiefly noticeable in the two Khandesh districts. The number of persons proceeded against under section 148 and cases under section 153 both decreased in all districts. On the whole coercive measures were judiciously taken with due regard to the nature of the season.

## SOUTHERN DIVISION.

The following table compares the extent of coercion in the different forms employed for collection of revenue :—

| Year.         | Number of notices of demand, issued under section 152, Land Revenue Code. | Penalty under section 148, Land Revenue Code. | Distrain and sale of movable property under section 154, Land Revenue Code. | Sale of immovable property other than land under section 155, Land Revenue Code. | Forfeiture and sale of occupancy under section 153, Land Revenue Code. |
|---------------|---|---|---|--|--|
|               |   | Number of kabjedars.                          | Number of kabjedars.  |  | Number of cases.   |
| 1920-21 .. .. | 1,686   | 5,338   | 122   | ....   | 415  |
| 1919-20 .. .. | 1,814   | 3,569   | 403   | ....   | 281  |



The decrease in the number of notices under section 152, Land Revenue Code, mainly occurred in the Bijapur and Kanara districts. The number of persons proceeded against under section 148 rose in all districts except Bijapur and Ratnagiri. Cases of distraint and sale of movable property under section 154 decreased in all districts except Dharwar and Kanara. Belgaum, Dharwar and Kolaba are responsible for the increase in cases of forfeiture under section 153: no action under that section was needed in Ratnagiri.

No action was found necessary under section 155 in any district.

### BOMBAY SUBURBAN DIVISION.

Coercive processes were resorted to as sparingly as possible. The number of notices issued was 952 for arrears of Rs. 49,658. In 11 cases one-fourth fine amounting to Rs. 53 was inflicted. Though the number of forfeited cases is 7 the area forfeited is only 6 acres. There were no arrests under section 157 of the Land Revenue Code.

#### 15. Non-Rayawari Holdings.

(Appendix VI.)

### NORTHERN DIVISION.

Appendix VI accompanies.

### CENTRAL DIVISION.

Appendix VI relates to estates and villages held on tenures other than rayawari. The appendix was last submitted for the year 1910-11 in Jamabandi return No. VII which has now been changed to the present form of appendix VI (Government Order No. 3851, dated 1st April 1915, Revenue Department), and being decennial is due for 1920-21.

### SOUTHERN DIVISION.

Appendix VI shows the number and extent of villages or estates held on tenures other than rayawari. This was last submitted for the year 1910-11 in the old form, and the present is the first decennial return in the new form. The following figures show the variations between the figures for 1910-11 and this year:—

| Year.   |    |    |               | Number of holdings<br>(column 2). | Area<br>(column 4). | Government revenue<br>(column 5). |
|---------|----|----|---------------|-----------------------------------|---------------------|-----------------------------------|
|         |    |    |               |                                   | Acres.              | Rs.                               |
| 1910-11 | .. | .. | ..            | 4,045                             | 38,18,680           | 11,40,580                         |
| 1920-21 | .. | .. | ..            | 2,137                             | 35,12,155           | 17,90,011                         |
|         |    |    | Difference .. | -1,908                            | -3,06,525           | +6,49,431                         |

The balance in the number and area of holdings is due to a number of khoti villages having lapsed to Government during the last ten years.

The revenue shown in the last return was realizable revenue and did not include assessment on building sites, while the figures in the present return represent gross revenue and include building assessments. This accounts for the increase in revenue.

### BOMBAY SUBURBAN DIVISION.

D. F. VII prepared this year in accordance with paragraph 3 of Government Order, Revenue Department, No. 3851, dated the 1st April 1915, is submitted.

#### 16. Trade and Industries.

### NORTHERN DIVISION.

The Cotton Spinning and Weaving which is the main industry of the Ahmedabad City continued to flourish and made good profits. The number of factories in the district rose from 127 to 132 during the year under report. Seven new factories

were added and two were struck off the register. The relations between capital and labour have not been very harmonious. Though there were no big general strikes there were small strikes by smiths, spinners and weavers for increase of pay and bonus, etc., and after some negotiations a satisfactory settlement was arrived at. In Kaira the Mill industry is confined to Nadiad town only where the two Mills continued to prosper. The Mills in Broach were however closed for a few weeks on two occasions and the labourers resumed work after a settlement was made to their satisfaction. There was however no disturbance of any kind and peace was thoroughly maintained. The Swadeshi movement has created a great demand for hand-spun and hand-woven cloth and revived the spinning wheel and the hand loom industry. The dairy at Nadiad continued to flourish and exported 253,229 lbs. of butter as against 217,840 lbs. during the previous year. The creameries in the southern part of the district received a slight set-back, owing to the agitation started by some students of the National schools and volunteers of the Home Rule League for prevailing upon the owners of milch cattle to refrain from selling their milk to these creameries and dairies. The agitation has since died out and the owners of milch cattle are standing up for their rights to dispose of their surplus produce in any way they please. The glass bangles and soap factories at Kapadvanj did their ordinary business. The timber trade which is the principal trade in the Panch Mahals suffered a little on account of fall in prices. The Sunth-road glass factory was closed. The area under cotton in the Broach district declined from 318,924 to 285,527 acres, on account of scanty rainfall. The season was also earlier than usual and the ginning and pressing factories had not much work and closed early. The adulteration in Broach cotton has lowered its value and damaged its reputation. The cultivators stored up their produce in expectation of getting high rates but their expectations were not realized and they had to sell their stock at a rate varying from Rs. 72 to Rs. 125 per *bhar*. The river-borne trade at the ports of Tankaria, Degam, Kavi and Dehej in the Broach district declined considerably due chiefly to the scarcity conditions prevailing in the Jambusar and Vagra talukas. At the port of Broach the imports were of the value of Rs. 22,02,372 as against Rs. 26,22,139 in the previous year, while the value of the articles exported amounted to Rs. 10,45,674 as compared with Rs. 8,16,927 in the preceding year. In Surat no special development or fluctuations of industry were noticed. The Swadeshi movement has created a great demand for hand loom cloth and adversely affected the local silk and gold thread industry and thrown many a workman out of employment. In Thana owing to fall in prices trade in grass, timber and bricks suffered to a certain extent. The Wadia Cotton Mill at Thana has not yet been completed. The brick industry is developing and several new brick factories and kilns have been erected especially in the Kalyan taluka.

#### CENTRAL DIVISION.

The cotton trade was depressed by the fall in the price of cotton though we should have expected a bad season and short crop to raise the price. A number of ginning and pressing factories consequently closed in Khandesh and the cotton tracts of Nasik. The spinning and weaving mills in East Khandesh, Sholapur and Poona however had a prosperous year. Weavers did fairly well.

Owing to the Sinhast, marriages were stopped during the year and consequently the silk industry at Yeola was affected. The demonstration weaving school opened at Erandol (East Khandesh) did not prove a success.

*Khadi* cloth is prepared in many villages of Satara district and *lugdis* and *dhotars* of superior quality in some villages in that district. Import of foreign cloth is reported to be slack. Mr. Moysey remarks :—

“ Mr. Gandhi's agitation in favour of *charkas* does not appear to have resulted in an appreciable increase in the outturn of yarn or indeed of the number of *charkas* which are worked with the requisite skill and application.”

Owing to demand which arose from the arrival at Nasik of thousands of pilgrims to the Sinhast fair the manufacture of silver, copper and brass wares for which Nasik is famous, received an impetus during the year.

The timber business in the Peint Taluka (Nasik) was in a flourishing condition while it suffered in West Khandesh for want of waggons on the Tapti Valley Railway.

The Mission authorities in Ahmednagar continued to work their workshops successfully. The Ravi Varma Litho Printing Press at Karla (Poona) worked well.

The Deccan Reay Paper Mills at Mundhwa, the Talegaon glass factory, the Dhond Oil Mills and the carpet factory at Kune (Poona) continued to do well.

The Belapur Sugar Manufacturing Company formed with a view to improving sugarcane cultivation and the manufacture of sugar is making good progress. The work of acquiring lands for the Tata Company for a similar business was suspended during the year and will, it is hoped, be resumed shortly. Acquisition of lands for the Tata Company for the Mulshi Peta Hydro-Electric Scheme was started in June 1920 but had to be held in abeyance for causes which are well known to Government.

### SOUTHERN DIVISION.

Owing to the prevalence of famine conditions in the Bijapur district and the northern portion of Belgaum district the export trade suffered to some extent while imports were larger in these two districts as food grains, principally jowari, and rice, were brought in in considerable quantities from other places to supplement the local supply. On account of moderate harvests the grain trade in Dharwar was dull, though wheat was exported on a large scale from the eastern talukas. The export of rice in Kolaba was also below the average owing to the crops being somewhat below normal and being kept by the people for their own consumption. Ratnagiri as usual had to depend for cereals on imports from outside. The sub-divisional officers of Ratnagiri have remarked the falling off in trade owing to the silting up of the creeks.

The failure of the cotton crop in the Bijapur district and in the northern portion of Belgaum had its effect on the ginning and pressing factories in the two districts. They worked a much shorter time than usual, but the Gokak Mills which draws its supplies of cotton from a large area had a fair year. There was a short-lived strike at Gokak Mills; the operatives were probably influenced from outside, and did not know what they were striking for, and very soon returned to work. In Dharwar all the gins and factories were busy.

The distillery at Khanapur was taken over by Government and was efficiently worked.

Of the two tile factories at Khanapur, "the Pioneer Clay Works" did well during the year; the other does not seem to be successful. Tiles are manufactured of both the ordinary and the Mangalore type and there is a good demand for them from outside. The tile factory at Manki in Kanara does not show much progress. A new tile factory is to be started shortly in Malwan.

The glass bangle industry at Ghodgeri in Belgaum, which was not in a satisfactory condition last year owing to difficulties in getting glass from the United Provinces, has now revived and is reported to be doing well. At Tulsi-Khurd in Ratnagiri glass bangles of a primitive type are prepared but the industry is reported to have decreased owing to the introduction of foreign bangles.

The hand-loom industry was more thriving than in the last year; but this seems to have little connection with the "Swadeshi" movement. It appears to be chiefly due to dyes being again available and to the cheapness of yarn, together doubtless with the improved demand for cloth. The Collector of Dharwar remarks as follows:—

"Spinning wheels are to be seen in towns chiefly in the houses of Non-Co-operators; but they mostly lie idle and the yarn produced bears no proportion to the number of *charkhas* in existence; they are kept more as an emblem of Non-Co-operation, than as an article of utility."

The weavers in Bijapur were severely hit by the famine; but the help given to them by Government in the shape of tagai advances tided them over the year. A new school has been started by Government in Belgaum to train students in the hand-loom industry. A small cloth producing factory has been established at

Kalambushi in Ratnagiri ; it is worked by an oil-engine and is reported to produce good cloth.

The mango pulp factory at Ankola did not work during the year.

The *ghol* fishery in Kanara was moderately good. The extraction of Sardine oil conducted by the Department of Director of Industries is still in an experimental stage.

Owing to an increase in price, betelnut, which is an important article of trade in Kanara, was largely exported. The pepper market was dull due to the fall in prices.

In Badami the industry in quarrying white stones for buildings was carried on while among the minor industries may be mentioned the quarrying of slates and 'Shellikeri' blue slabs in Bagalkot. There are stone quarries in three villages in Dharwar which supply slabs for local consumption only.

The timber market in Kanara was dull and the forest contractors were affected by the fall in prices. In addition to this the work of the Forest Department continued to be hampered by the inadequacy of labour and communications and insufficient mechanical appliances. The timber trade however is reported to have shown briskness in the Dharwar district. The question of increasing exploitation of timber from Government forests is receiving further consideration.

The salt works at Sanikatta in Kanara are reported to have produced salt worth Rs. 1,03,000. The Shiroda salt-pans in the Vengurla taluka are declining and the salt produced there is very poor in quality.

There are several rice mills in the Kolaba district and some new ones were established during the year.

The proposals for the utilisation of the Tata works Tail water by the Khopoli Land Company were abandoned. It remains to be seen whether any scheme for the utilisation of the water supply is to take its place.

The scheme for introducing electricity at Panwel in Kolaba fell through. A proposal is before Government for an electric installation at Gadag, which has been promoted by a local firm.

At Vijaydurg in Ratnagiri there are 6 small factories in which aluminium goods are manufactured ; the total output was worth Rs. 57,700 in the year.

The Nib industry at Malwan is making slow progress and promises well if properly financed and if mechanical power is used.

The Local Board Industrial School at Mahad had to be closed for want of students. A small industrial school for teaching boys carpentry, smithy-work, and shoe-making was started by individual effort at Honawar.

The consideration of the proposals relating to the re-organisation of the Ratnagiri School of Industry has been deferred by Government till the report of the Technical and Industrial Education Committee has been received and considered.

### BOMBAY SUBURBAN DIVISION.

Several factories are in course of construction in the division but the whole situation is one of expectancy; optimistic in most cases. Except for tanneries other factories in full swing are doing well.

The operations of the Development Department will shortly bring very large industrial areas on the market. In the meanwhile trade is extraordinarily brisk.

One noticeable feature of the division is the absence of domestic industries of craftsmen of small mechanical workshops, even of the typical "Bori Shop" so reminiscent of Birmingham. No doubt this will come with more intensive development.

## Extracts.

## NORTHERN DIVISION.

S. H. COVERNTON, Esq., I.C.S., Collector of Kaira.

The hand-loom industry, which is generally carried on by Dheds, is reviving owing to the large demand for home spun and hand-woven cloth. However, the supply is inadequate to meet the demand and this has raised the price of *khadi*. The spinning wheel also has been introduced in several villages, but owing to its being apparently uneconomic, it is not popular.

H. L. Fox, Esq., I.C.S., Collector of Broach.

The hand-loom industry shows some development as the demand for hand-woven cloth is gradually increasing. It is however to be seen whether hand-loom and *charkhas* can compete successfully with modern machinery and whether the same demand for the hand-spun cloth continues as at present. Hand-spinning is not a paying business because a man can earn only about 3 to 4 annas a day after working for 6 to 8 hours at the spinning wheel, while a common labourer nowadays easily earns 8 annas a day. Hand-spinning is therefore not taken up by labouring classes.

## CENTRAL DIVISION.

C. W. A. TURNER, Esq., I.C.S., Collector of Ahmednagar.

The Belapur Sugar Manufacturing Company, which has been formed with a view to improving sugarcane cultivation and the manufacture of sugar, is making good progress. The total area in the possession of the Company is about 3,904 acres, out of which they were able to bring 200 acres only under cane cultivation during the year, as water from the Canal was not available for a larger area; other crops were grown on nearly 2,300 acres. Cane from 136 acres was crushed and manufactured into "Gur," giving an outturn of 334 tons of Gur, which realised an average price of Rs. 331-6-0 per ton. The Company hopes to bring about 550 acres under cane cultivation during the year 1921-22. Good progress has been made with the construction of buildings to house the staff and machinery and roads and railway sidings to facilitate the removal of sugarcane to the factory and the export of Gur from the Belapur Railway Station. The Company is taking up the erection of an up-to-date oil Mill shortly and they hope to find it working by the end of this year.

## 17. Prices.

## NORTHERN DIVISION.

On account of the unfavourable nature of the season, the prices of the principal food grains such as wheat, bajri, and jowari apparently ruled higher than in the previous year. The prices of cloth and other necessities of life also ruled high. The price of ghee showed a decline due mainly to the "Sinhasth" year in which no marriages are allowed among the Hindus. The price of fodder, which was getting scarce towards the end of the year, went up owing to the holding off of the rains and this tended to lower the price of cattle. Just after 15th July there was copious rainfall and there was abundant fodder everywhere so the prices fell considerably. The price of Broach cotton ranged between Rs. 72 to Rs. 125 per Bhar of 24 local maunds but it did not attain the maximum price it had reached during the previous year. There was less demand from foreign countries and the deterioration in the quality of the Broach Cotton was also partly responsible for the fall in its price. In Thana the price of nagli went down by about 25 per cent. The prices of timber and bricks were high in the beginning of the year but fell considerably afterwards and the merchants had to sell their stock at a loss.

## CENTRAL DIVISION.

Prices at the commencement of the year exceeded the average of a few years ago, and rose still higher in every district when the rains failed over a large part of the division. Staple food-grains, bajri and jowari rose everywhere.

High prices caused privation among the poorer classes and necessitated relief measures in severely affected parts. The importation of Rangoon rice in several districts and of bajri from Kalpi and wheat from Punjab into Nasik steadied the prices. On the other hand the prohibition of export of jowari from Hyderabad Deccan aggravated the situation in the Sholapur district where the prices reached their zenith in December 1920.

In Khandesh a great slump in cotton added to the distress. From December 1920 to April 1921 the price varied from Rs. 14 to 19 per maund and was much below the price of nearly Rs. 40 per maund in the cold weather of 1919-20.

The prices of other necessities of life such as jaggery, sugar, cloth, oil, etc., continued to rule high as in the previous year.

#### SOUTHERN DIVISION.

The prices of the principal food grains, though still much above the pre-war level, were easier in all districts except Bijapur. In Bijapur they were fairly steady till November after which a rise was perceptible owing to the failure of local supply and crops. There would have been a greater decline in the prices of food grains in Kanara and Dharwar, but for the embargo on export by the Mysore authorities. While local and seasonal conditions still affect local prices, the general range of prices in the world market has far more effect even in local prices than previously, and no great local fall in prices in general can be expected till prices throughout the world fall. Meanwhile the price of labour continues high, and only the professional classes and families with a fixed income suffer.

The three cheap grain shops, which were opened in the Ratnagiri district, were closed during the year. Two cheap grain shops were opened in Bijapur district specially for relief workers.

The prices of sugar and jaggery have fallen slightly from their previous high figure in all districts. The price of kerosine was stationary throughout.

The price of cotton steadily declined, but this did not affect the price of cloth which remained almost the same as in the last year. In the Bijapur district, owing to failure of the season, cotton was not grown and merchants had an indifferent market owing to the decrease in the export of the commodity.

The price of pepper fell while that of betelnut rose slightly. Cocoanuts also declined but are still well above the pre-war level.

Fodder was cheap and abundant in all districts except in Bijapur and parts of Belgaum. The price of 'kadbi' gradually rose in Bijapur owing to the failure of rain. But it was proved that the people could provide sufficiently for themselves by purchases in the neighbouring areas. The price of cattle fell owing to the necessity under which the agriculturists were of selling their superfluous animals. But the price of useful animals remained high and showed a tendency to rise towards the end of the year. Owing to the scarcity of fodder the price of milk rose from As. 2 to As. 3 and of ghee from As. 4 to As. 6 per seer.

#### BOMBAY SUBURBAN DIVISION.

Rice is the staple food as well as the principal crop of the division. Owing to insufficiency of rainfall towards the end of the season, crops partially failed, and prices remained high. The deficiency was not such as to necessitate undue importations from Burma.

Owing to a very keen demand the prices of building materials, which had already risen during the last year, did not go down.

There was no marked difference in the prices of fodder.

Prices of necessary articles of life were generally abnormal, with a slight tendency to go down gradually.

#### 18. Labour and Wages.

#### NORTHERN DIVISION.

The supply of both skilled and unskilled labour remained as usual insufficient to meet the demand. Wages of unskilled labour remained somewhat stationary while those of skilled labour increased during the year. The rise however was not accompanied by a corresponding improvement in efficiency. The rapid development of industries in large cities continued to draw labour from the field to the town. In the Thana district on account of the considerable expansion of the

Railway works and the development work at Ambarnath, the scarcity of agricultural labour was experienced in some places. In the Mahim Taluka many grass merchants could not get sufficient labourers to cut their grass in time and had therefore to leave it standing to dry. The shortage of field labour has in many places forced the cultivators to do the work themselves in fields. As regards the Hali system in the Surat district Mr. Shivdasani writes :—

“ This scarcity of labour and the high rate of wages is I am glad to say causing the disappearance of the Hali system. The system is greatly modified in consonance with the present prevailing state of restlessness. Now a Dubla or a Kaliparaj person borrows a sum from some Khatedar and repays the loan by monthly instalments in the form of labour. He does not as was the case before remain a lifelong servant. The Hali system is wasteful from an economic point of view and no one need be sorry for its disappearance. ”

#### CENTRAL DIVISION.

The unfavourable season did not affect wages and labour except to a small extent in the more severely affected parts of the Ahmednagar district. Wages continue high on account of the limited supply of labour. In Khandesh and the cotton tracts of Nasik the closure of some ginning factories and presses owing to the slump in cotton affected wages slightly, but there was sufficient employment both for outside and indigenous labour on railway and other works and on the construction of new mills and presses. Bombay can absorb unlimited labour and the Deccani goes there whenever it suits him.

#### SOUTHERN DIVISION.

In most parts of the division the labour problem remained acute. The famine conditions in Bijapur did indeed bring down the wages of field labour and unskilled labour with a run, and large numbers were glad in the latter part of the year to attend the relief works started by Government. In Belgaum, however, even in the talukas affected by severe scarcity wages did not fall greatly, nor did the people attend the relief works in any numbers. In the rest of Belgaum and in the whole of Dharwar the supply of labour did not equal the demand, and the considerable influx into Dharwar of persons from the famine affected portions of Bijapur and H. E. H. the Nizam's territories did not bring down the rates of field labour. This may be partly due to the effects still apparent of plague and influenza and partly to the members of well-to-do families being less willing to work with their own hands than they used to be. But the principal ground is the stronger position and greater independence of labour. As regards skilled labour, the mill and other industries were able to obtain hands more freely, but there was no reduction in the wages of skilled labour even in the affected areas. It is stated that there is a complaint that the ready employment and high wages in the towns are drawing the artisans from the villages. In Kanara, labour was as usual abundant on the Coast, but the Coast population would not migrate into the up-ghat talukas though there was employment there at high rates. This is due to fear of malaria, and the work of the forest contractor and of private garden owners was thereby greatly hampered, though a considerable amount of labour was imported from Goa and Sawantwadi.

In Ratnagiri migration to Bombay was as common as ever but sufficient men return in time to do the local cultivation. In Kolaba there was believed to be a slight fall in wages owing to reduction of rates in the Deccan due to the bad season.

It is generally agreed that the high rate of wages earned has not led to better work or increased industry. But this is the cry of the employer all over the world. Labour in the division, as generally in India, is in a transition stage.

Wages for skilled labour ranged from 12 annas to two rupees and for unskilled labour from 4 to 6 annas in Bijapur and from 6 to 12 annas elsewhere.

#### BOMBAY SUBURBAN DIVISION.

Local labour is already scarce in this division and the development of industries which are in progress will make it still more scarce. The Railway Companies and other concerns temporarily import labour for their works.

An ordinary unskilled labourer for household business demands from annas 12 to Rs. 1-4 as the daily minimum wage and he too is obtained with considerable difficulty. Owners of industries and business have to pay wages from 10 annas to Rs. 1-4 for unskilled labourers. A skilled labourer demands from Rs. 1-8 to Rs. 5 according to the nature of labour.

No special work had to be started during the year for supplying labour.

#### Extracts.

#### NORTHERN DIVISION.

S. H. COVERNTON, Esq., I.C.S., Collector of Kaira.

The wages for field labour remained abnormally high though the season was unfavourable. The labourers earned from 8 annas to 12 annas per day, sometimes with one meal in addition. It is owing to these high wages and demand for labour that even in spite of an unfavourable agricultural season, no relief works were required.

With the rise in wages of labour there has been absolutely no corresponding improvement in its efficiency. On the contrary labourers are independent and restless and have no inducement to do a hard and honest day's work. Hence the cost of cultivation has increased enormously.

H. L. Fox, Esq., I.C.S., Collector of Broach.

I find officials noting with some apparent wonder, as at something abnormal, that ordinary farmers are being forced by the high wages of labour to do some of their own cultivation. If this is really so, it will be a most excellent thing for the character of the people. The prevailing spirit in rural areas of this district is often to sublet even small farms, if cheap labour (in which the farmer himself often takes no part) is not to be had.

I recently spoke to a farmer of Broach Taluka owning 25 acres, who expressed surprise that his farm, which he sub-let for half the produce, yielded him no surplus after he had maintained his family of 5 persons. The fact is that unprecedented cotton prices during the later period of the war and subsequently, have rather demoralised Broach farmers, and it will take a few years to bring them back to a normal attitude towards the question of work.

#### 19. Public feelings and the Press.

#### NORTHERN DIVISION.

Though there has been no disturbance during the year the state of public feeling particularly in Ahmedabad and Surat Cities and in the Nadiad and Anand talukas of the Kaira district and the Bardoli taluka of the Surat district has been adversely affected by the non-co-operation movement.

The picketing of liquor shops movement has now died out and has made absolutely no lasting impression, on those who are addicted to drink. It had however one serious effect in increasing the already prevalent crime of illicit distillation in the Kaira district.

#### CENTRAL DIVISION.

Public opinion in the mofussil still ranges on the side of order and progress. To give voice and power to the constitutional party a League of Progress has lately been constituted in this district under non-official management and is already attracting to its side the solid elements of the district.

In Satara good efforts have been made and I have suggested the formation of Patels' Associations on the lines of the Bijapur Association. The Satya Shodhak Samaj agitation, the object of which is to overthrow the religious supremacy of the Brahmins caused much recrimination during the year.

In Ahmednagar the *Din Mitra*, the only newspaper published in the district, confines itself mainly to social questions and aims at the amelioration of the backward classes. It has a poor circulation and limited influence.

It is worth noticing that the Collector of West Khandesh states that the Mewasi Chieftains are in a state of irritation because of the decisions of Government as to their status and rights. I have asked for a report on this.



Two newspapers—the *Kalpataru* and *Sholapur Samachar*—and some magazines are published at Sholapur. Neither the magazines nor the newspapers have much influence. Their tone is moderate and circulation very small. Besides these there are ten presses (five at Sholapur, two at Barsi and three at Pandharpur) which do only job work.

The Collector reports that the district on the whole is backward, I should say, “Sensible”. The bulk of the population is of agriculturists and takes little interest in political matters except at district and taluka towns.

The picketing of liquor shops was started by the non-co-operators in May 1921 in almost all districts. At first it was confined to head-quarter towns but subsequently it also appeared in some outside towns in the districts.

This movement under the guise of a temperance campaign was conducted by non-co-operators in order to embarrass Government and to win over temperance reformers to the side of non-co-operators. The obstruction eventually resulted especially in Poona in insult, intimidation and violence which led to criminal prosecutions.

In this connection Mr. Ball from Poona remarks :—

“The genuine temperance movement has been nursed by non-co-operators not from a sincere desire to do away with the evils of excessive drinking but with the intention of embarrassing Government by the loss of the Excise revenue and possibly with a view to the creation of an atmosphere of excitement by which alone they can keep popular interest in their propaganda alive. It must, however, not be forgotten that there is a genuine feeling in favour of prohibition in Poona City itself and to a lesser extent in the district.”

For a long time Government regarded this movement with indifference and in consequence it grew and became more widespread and general. Waverers who did not know whether it was safe to embarrass Government and to annoy harmless citizens who patronised the liquor shops, took heart of grace and joined the picketers. Matters became serious in Poona in July last when assaults were started by the picketers. Prosecutions followed and then came a reaction and picketing practically ceased to be carried on, except in a half-hearted and desultory fashion until Government in December issued the prohibition, which revived it again in Poona. This however will be dealt with next year.

#### SOUTHERN DIVISION.

The picketing movement of liquor shops met with considerable sympathy from persons and caste panchayats anxious to reduce drinking among their communities. It was, however, soon discredited by the acts of the volunteers, and by the entertainment on hire in many places of known bad-characters for the purpose of picketing. In Bijapur, the District Magistrate prohibited it, a proceeding which was fully justified by results. In Belgaum and Dharwar there were occasional disturbances arising out of picketing. But speaking generally the movement attracted little attention, and in most places in which it was tried, died of inanition.

#### Extracts.

##### NORTHERN DIVISION.

S. H. COVERTON, Esq., I.C.S., Collector of Kaira.

The picketing movement had started vigorously in the month of April in all the larger towns and for some time the sales considerably decreased but the movement has now died down and has made absolutely no lasting impression on those who are addicted to drink. It has, however, had one serious effect in increasing the already prevalent crime of illicit distillation. Hitherto it was only Dharalas who committed this offence but now other classes such as Vaghris find it very profitable and attended with very little risk so long as nobody gives them away.

C. A. BEYTS, Esq., O.B.E., I.C.S., Collector of the Panch Mahals.

Picketing of liquor shops was carried on in towns and big villages. It has not resulted in any disturbance. The sales fell appreciably in the beginning but the enthusiasm is dying out and the sales are going up again.

## CENTRAL DIVISION.

E. L. MOYSEY, Esq., I.C.S., Collector of Satara.

The liquor shop picketing campaign spread to this district towards the end of May and began in Satara with the usual methods of hiring bullies to jostle and use force to deter drinkers or to make an example of some by painting their faces with tar and mounting them on donkeys. Heavy fines, out of which compensation was paid to the victims, soon put a stop to these methods of "peaceful persuasion".

B. A. BRENDON, Esq., I.C.S., Collector of Ratnagiri.

Picketing of liquor shops was tried for four days in Vengurla but was then abandoned. The temperance agitation has been conducted on constitutional lines, force having been used only in one case (at Devrukh) and in this case the four offenders were each sentenced to six months' imprisonment.

## 20. Matters connected with the war.

## Extracts.

## CENTRAL DIVISION.

E. L. MOYSEY, Esq., I.C.S., Collector of Satara.

Ten soldiers were granted Jangi Inams in land during the year. Of these two were Commissioned officers and received grants of the value of Rs. 7,000 each and the remainder received grants of the value of Rs. 3,500 each.

Under orders of the Government of India Subedar-Major and Honorary Lieutenant Martandrao Balwantrao Mohite Bahadur, O.B.I., received a grant of land calculated to bring in a clear income of Rs. 400 a year.

Under the same orders Subedar-Major and Honorary Captain Mahadeorao Sondkar Sardar Bahadur, I.D.S.M., has been given an assignment of land revenue of Rs. 600 a year.

## SOUTHERN DIVISION.

G. L. MACGREGOR, Esq., I.C.S., Collector of Belgaum.

The alien family camp continued in the Fort throughout the year, though its character changed. The Germans, Austrians and Germano-Siamese were duly repatriated by the end of November 1919. But their places were taken by the equally polyglot bands of refugees who fleeing from the Red Terror or from the wrecks of Wrangel's army sought shelter under British protection. They came by various routes, from Kabul, from Mashed *via* Quetta, from Persia *via* Hamadan and Basra, from Egypt and from Cyprus. The last batches only expected to be detained in Belgaum for a week or 10 days and never settled down. As they were expecting to leave for Vladivostok very shortly they wisely husbanded their resources instead of spending their destitute allowance on making themselves comfortable.

All adults received a messing allowance of Rs. 2 a day and a compassionate allowance of Re. 1 a day for officers and 8 annas for soldiers and dependents on the same scale, in addition to a dhobi allowance of Rs. 3 a month. In addition to this each adult received a warm clothing allowance of Rs. 60 and a warm over-coat on the eve of their repatriation. Children received in proportion. That they appreciated this hospitality was shown by the numbers of them that came and thanked me, and through me Government, when I went to the Station to see them off.

The bulk of the Refugees was quite willing to go to Vladivostok but about 60 were not anxious to go there. Of these 6 decamped to Goa without permission.

That is really outside the year under report, but as the repatriation took place within a month of the close of it, it seems more appropriate to write of it now in preference to postponing an account of it till next report. The strength of the persons still remaining is 43 of whom a number are Armenians, who will presumably not be sent to Russia. The total number relieved in the Camp was 172.

The Germans and Austrians were all repatriated. They numbered 361—by the end of November 1919. In their place came 409 Russians, Poles and a few Central Asian refugees from the White Army. These people had entered India *via* Kabul, Persia and Mesopotamia and others who had fought under Wrangel and had been concentrated in Camps in Egypt and Cyprus were all sent here for repatriation to Vladivostok. Many of them were women and children and had undergone terrible privations. Fifty of them were not anxious to go to Vladivostok but they were

resigned to their lot and all were genuinely grateful for the hospitality of the British Government. Some of the single men were only too glad to have another chance of fighting the Bolsheviks. There are still some 35 or so in the Camp, those unfit to travel and their relations.

The cost of the internment of the Germans and Austrians during the whole five years of their living in Belgaum amounted to Rs. 8,38,413-12-7 which is debited to the Enemy Governments and is probably recoverable at least in part. Our hospitality to the Russians has cost up to end of August Rs. 2,88,471-14-7 and is a debt against the Russian Government, which is hardly likely to be met.

R. G. GORDON, Esq., I.C.S., Collector of Kolaba.

Post Bellum relief was given to the dependents of the deceased and incapacitated soldiers to the extent of Rs. 11,100 during the year under report. A grant of land to Havildar Baliram Ganpat worth Rs. 3,000 was sanctioned Jangi Inam for his distinguished services during the war.

## 21. Special matters.

### (a) Strikes.

#### NORTHERN DIVISION.

The talatis in the Ahmedabad, Kaira, the Panch Mahals, Surat and Thana districts struck work in December, as a protest against the inadequacy of the revision of their pay. Karkuns, Circle Inspectors and pensioned talatis were employed to do the striker talatis' work. The talatis were informed that the question of further revision of their pay was under the consideration of Government but as they were under the influence of some agitators they did not then return to duty. Notices were then served to resume work within a week failing which they would be treated as under suspension. Good senses ultimately prevailed and all except 10 talatis in Thana resumed work in January. The 10 Thana men were dismissed.

#### CENTRAL DIVISION.

In these days strikes are inevitable where workers are discontented and Talatis and Kulkarnis have been discontented for some years past. The strike in this case was not so much due to discontent on account of smallness of pay as to discontent because they thought they were worth quite a lot, were indispensable to Government, could paralyse the administration and dictate their terms.

Accordingly, except in Sholapur and Ahmednagar (where only 12 Talatis went on strike) most of the ex-watandar Kulkarnis threw down the gage in the following numbers :—

|               |    |    |    |     |
|---------------|----|----|----|-----|
| East Khandesh | .. | .. | .. | 110 |
| West Khandesh | .. | .. | .. | 256 |
| Nasik         | .. | .. | .. | 69  |
| Poona         | .. | .. | .. | 241 |
| Satara        | .. | .. | .. | 173 |
|               |    |    |    | 849 |

After notices were given to the strikers, those who did not return to duty before the prescribed date were suspended. Consequently 520 were dismissed, but subsequently 306 of these were taken on and by January 1921 the strike was over. The strike was engineered from the Thana district.

#### SOUTHERN DIVISION.

(i) *Talatis*.—The strike among the talatis in the three coast districts was an important feature of the year. Following the lead of the Presidency Talatis' Association formed at Kalyan, the talatis of Ratnagiri, Kolaba and Kanara formed district associations and formulated demands for higher pay. Largely owing to incitement from outside their ranks, the talatis of Ratnagiri gave notice of their intention to strike in 1920. In spite of the assurances of the Collector and his officers that the

matter was receiving the attention of Government, and the utmost efforts to keep the men loyal 114 talatis and 44 kulkarni talatis of the district went on strike. Their example was followed by 209 talatis of Kolaba and 130 shanbhogs of Kanara in November and December respectively. The strikers were in all districts served with notices to return to duty within a given date on penalty of dismissal.

In Ratnagiri none of the strikers returned within the period of notice and all were therefore dismissed. The Collector was able to obtain a large number of candidates and temporary substitutes to replace the strikers, and only re-employed one of the strikers.

In Kolaba 58 strikers returned within the period of notice and the remaining 151 were dismissed. As the Collector found difficulty in adequately filling the places of the dismissed men, most of whom were repentant and anxious to be allowed to return, he was authorised to re-employ the dismissed strikers who applied unconditionally for re-employment, provided their character was good. He allowed 106 men to be re-employed, with a reduction of one grade. The remaining 45 men were not taken back.

The Kanara 21 strikers returned within the period of notice and the remaining 109 were dismissed. The Collector was able to obtain a large number of candidates to replace the dismissed men, though all were not of the highest quality. Here again the dismissed men were anxious to be allowed to return, and the Collector re-employed 60 of them who expressed contrition. The dismissed men in Ratnagiri were also anxious for re-employment: but in their case it was too late, as the places which they had foolishly resigned had been adequately filled. There is no doubt that the talatis struck because they believed that Government would be so embarrassed that their very excessive demands would have to be granted: while their instigators hoped to throw the machine out of gear, and to lower the authority of Government in the villages. Some inconvenience was undoubtedly caused. The census work was hampered, and the crop inspection and maintenance of the Record of Rights was for a time imperfect. But everywhere the work was carried on, and the effort to embarrass Government thoroughly defeated. Great credit is due to the Mamlatdars and their loyal subordinates for the way in which difficulties were faced and overcome.

- (ii) *Patels*.—Partly with the object of obtaining increased pay and partly at the instigation of persons hostile to Government 65\* Patels in the Kanara district tendered their resignations. Of these 33 withdrew their resignations and were allowed to rejoin their posts. The resignations of the rest were accepted. The agitation met with little success, and no embarrassment was caused.
- |   |             |
|---|-------------|
| * 25                                      | in Sirsi    |
| 4   | in Honavar  |
| 2   | in Kumta    |
| 21  | in Siddapur |
| 12  | in Yellapur |
| 1   | in Mundgod  |
| <hr style="width: 10%; margin-left: 0;"/> |             |
| 65  |             |

The order of Government sanctioning a 50 per cent. increase in the emoluments of the Patels in Kanara allayed much of the discontent that was undoubtedly felt. Since the close of the year, the efforts of agitators to disturb the Patels have been renewed.

With the exceptions above noted the village officers remained perfectly loyal throughout the year.

#### BOMBAY SUBURBAN DIVISION.

The Talatis strike in the Thana District had commenced before the creation of the Bombay Suburban district. The Talatis in the eastern portion of the South Salsette Taluka (which was previously in the old Salsette Taluka) had gone on strike along with their brother talatis in the Salsette Taluka. But with the creation of the Bombay Suburban district the portion came within the jurisdiction of the South Salsette Taluka and these talatis rejoined their duties as soon as the jurisdiction changed. The reason why they broke the strike was that their new colleagues (Talatis in the old Bandra Mahal) had already refused to go on strike

## Extracts.

## NORTHERN DIVISION.

S. H. COVERNTON, Esq., I. C. S., Collector of Kaira.

247 talatis in the district went on strike in December 1920 as a protest against the inadequacy of the revision of their pay, though they were clearly told that the question of further revision of their pay was under the consideration of Government. They were given individual notices to resume work by a fixed date and if they failed to do so they were to be considered as under suspension from that date. They failed to comply with this notice and so necessary orders were passed in the matter. Ultimately, however, better sense prevailed, and all the strikers rejoined duty towards the end of December 1920 or beginning of January 1921, unconditionally.

C. A. BEYTS, Esq., O.B.E., I.C.S., Collector of the Panch Mahals.

The talatis struck work in the beginning of December on the ground of insufficient pay. As the collection season was approaching, strenuous efforts were made to manage the work with the help of a few candidates, clerks and circle inspectors. The strike came to an end in the beginning of January and the talati's resumed work unconditionally. The ring-leaders were served with notices to join within a week from the date of the notice, failing which they were to be treated as under suspension. Those who did not join within the time prescribed were considered as on leave without pay. The question of reducing the number of Talatis by reorganisation of sazas is engaging attention.

## CENTRAL DIVISION.

B. W. KISSAN, Esq., I.C.S., Collector of East Khandesh.

The contagion of the talati strike spread to the western part of this district. Out of the 13 talukas and petas of the district, four were affected. Of the 448 talatis of the district, 110 struck in November and December in obedience to the orders of the Presidency Association of Talatis and in response to the efforts of talatis from Kalyan who came up to make trouble. 31 repented and were reinstated. The other 79 were dismissed. Subsequently, in February, all applied to come back. 15 undesirables among the 79 were permanently rejected, but the remaining 64 were taken on again at the bottom of the list, with loss of previous service for leave and pension, on the understanding that if they worked well, the condonation of the break in their service might be considered. Since then there has been no sign of discontent among the talatis, although they got no increase of pay during the year. There was throughout a plentiful supply of qualified candidates to replace the strikers, and these men were employed temporarily.

Naturally this disturbance somewhat hampered the work of land revenue collection and the preliminary census work.

A. H. A. SIMCOX, Esq., I.C.S., Collector of Nasik.

Peint, Chandor, and Nasik were the three talukas in which talatis struck work. The infection came from Thana and this led to the dislocation of collection work as well as census work; but the officers grappled with the situation, tactfully and managed to get the census work done by substitutes. The strikers afterwards repented and those of them who were good workers were reinstated.

## SOUTHERN DIVISION.

P. B. HAIGH, Esq., I.C.S., Collector of Kanara.

(i) *Patels*.—An attempt was made in Honavar and Sirsi and by emissaries from Sirsi in the south of Yellapur to induce the patels to relinquish their posts. The attempt was defeated by the efforts of the Mamlatdars concerned. A few patels resigned, but on the prompt acceptance of their resignations most of them begged for reinstatement. A few, whom it was not desirable to retain were not allowed to resume their posts, the rest were permitted to do so. The 50 per cent. increase in the pay of patels announced by Government in February 1921 had a salutary effect.

(ii) *Shanbhogs*.—A lighting strike was announced by the Shanbhogs (village accountants) of Kumta taluka just before Christmas. An increase of pay was demanded. The movement spread to Honavar and thence to Siddapur, Ankola and Haliyal. The ring-leaders were promptly dismissed and notices were issued to the remainder to resume work within a given period on pain of dismissal. In all 109 Shanbhogs were dismissed. The majority of them promptly begged for reinstatement without any conditions; others held out and attempted to make terms. In all 60

of the strikers were re-appointed subject to the orders of Government and another man who had been dismissed, for failing to join his post when called on subsequently satisfied the Collector that he was not a striker, and 49 new men obtained posts. The strike was finally defeated by the beginning of March.

R. G. GORDON, Esq., I.C.S., Collector of Kolaba.

*Tenants.*—An event which calls for particular notice was the tenants' strike in Pen. The Agris who form the bulk of the cultivating population in this taluka are mostly the tenants of 'Pandhar pasha' land-lords. In order to reduce rents they formed a very close caste organisation this year *versus* the landlords to demand a reduction in rent. At one time there were complaints from both sides of abuse, insult and in some cases of intimidation and there were rather sinister possibilities in the movement. The attitude adopted by the officials was one of strict neutrality and I held several meetings of both sides to try and bring them together. Unfortunately I failed to do so, but one good result of these attempts was to smooth matters to a certain extent. Both sides proving obstinate, some 5,000 acres of rice land remained uncultivated this year which means a loss of nearly 10,000 khandis of rice with a value of 6-7 lakhs of rupees. Further efforts will be made in the coming year to settle the dispute as the loss is exceedingly serious from the economic point of view and raises prices besides leading to much bitterness and probable discontent and quarrels.

S. B. VADYA, Esq., District Deputy Collector, S. D. Ratnagiri.

The Talatis in this district had formed themselves into an association and had been persistently agitating for an increase in their pay; although they had been given a war allowance of 50 per cent. and had been duly informed that the question of a further reorganisation of their service was being seriously considered by Government, they paid no heed to counsels of patience but instead, rushed head-long to their own ruin by taking the disastrous step of declaring a strike. Fifty eight permanent and two acting talatis out of a total number of 61 and 37 Kulkarni talatis out of 41 joined the strike, the remaining, continuing to do their work. Even then every attempt was made to induce them to reconsider their decision, but to no avail. Individual notices were issued to the strikers ordering them to join before a certain fixed date. Some of the older men were willing to begin work, but were intimidated by the ring-leaders of their association. In the end, no one came back to his work and all had therefore to be dismissed forth-with, except the Kulkarni-talatis, who were suspended, pending Government Orders, which were received on 6th January 1921, when they too, were dismissed from service. No difficulty was experienced in filling up the vacancies, as applications began to come in, gradually. Besides, Mr. A. S. Bhagavat, the Survey Mamlatdar was able to induce a large number of the measurers working under him to accept service as talatis. These men are a great asset as they are all well trained in survey and measurement work. The substitutes before being sent to their sajas, were given instructions by the Mamlatdars and the Circle Inspectors with the result that they are now as good if not better than the dismissed talatis. The new men carried out the census operations satisfactorily; they are maintaining the Record of Rights up-to-date and their revenue collection work showed that they are efficient and energetic. Only three men were found to be lazy, incompetent and indifferent and their services had therefore to be dispensed with. Special mention must be made of Rao Sahab Chavan, who has trained his men to such a standard of efficiency that they are indeed much superior to most of the men they have displaced. They were able to finish even the crop inspection before December by actual field work.

The dismissed talatis, seeing that all the vacancies had been filled and that work was being carried on without any hitch have been submitting applications, expressing regret and repentance and praying for re-instatement. But their applications came too late and as there remain no vacancies, they could not be entertained. Only one striker in my sub-division has been re-instated but his appointment has been made *sub-pro-tem*, and he has been placed in the last grade.

(b) *Decennial Census.*

#### NORTHERN DIVISION.

On account of the talatis' strike in the Ahmedabad, Kaira, the Panch Mahals and Thana districts some difficulty was experienced in the beginning and the work was done with the help of Patels, School Masters, Circle Inspectors, etc. The population of the Division increased from 36,85,383 to 37,18,765.

#### CENTRAL DIVISION.

The talatis' strike caused considerable annoyance to the Collectors who had to get the Census done by substitutes.

## SOUTHERN DIVISION.

The decennial census was carried out during the year. The Non-co-operation party did their best to prevent a correct enumeration. They engineered a strike of village accountants in the Coast districts, and managed to induce many of the non-official workers to withdraw. The difficulties were, however, overcome, subordinates of other departments, and in some parts non-officials rendering willing assistance. It is possible that, especially in the Kanara district, the lack of assistance may in some places have caused under enumeration, but there is on the whole no reason to doubt that the work was reasonably accurately accomplished.

## BOMBAY SUBURBAN DIVISION.

The decennial census took place in March 1921. The non-co-operation movement did not much affect the census work.

## (c) Irrigation Tanks.

## NORTHERN DIVISION.

*Progress made towards the maintenance and repairs of small irrigation tanks classed as efficient and retained in charge of the Revenue Department.*—The grant of Rs. 21,000 sanctioned by Government in their order No. 6558, dated 1st July 1919, was distributed as shown below in proportion to the Himayat assessment on the tanks to be repaired:—

|              |    |    |    | Rs.   |
|--------------|----|----|----|-------|
| Ahmedabad    | .. | .. | .. | 7,595 |
| Kaira        | .. | .. | .. | 5,161 |
| Panch Mahals | .. | .. | .. | 28    |
| Broach       | .. | .. | .. | 1,300 |
| Surat        | .. | .. | .. | 6,916 |

The following table shows the number of tanks repaired in each district and the amount spent towards repairs:—

| District.    |    |    | Number of tanks repaired. | Amount spent. |
|--------------|----|----|---------------------------|---------------|
|              |    |    |                           | Rs.           |
| Ahmedabad    | .. | .. | 17                        | 3,723         |
| Kaira        | .. | .. | 19                        | 4,627         |
| Panch Mahals | .. | .. | ..                        | ....          |
| Broach       | .. | .. | 13                        | 1,300         |
| Surat        | .. | .. | 27                        | 6,398         |

In Ahmedabad the grant was not fully spent on account of the sudden resignation of the Sub-overseer employed on that duty and the lack of interest shown in the matter by the Revenue officers concerned. A new Sub-Overseer recommended by the Executive Engineer, Gujarat Irrigation, has now been appointed and it is hoped that the grant will be fully spent in future. In Kaira the paucity of labour is responsible for the unspent balance of Rs. 534 while in the Panch Mahals the grant could not be spent at all as the Collector found the grant insufficient for any of the repairs that were needed and did not ask for any further allotment. In the Surat district the balance could not be utilized as the people failed to pay the promised contributions in time.

## BOMBAY SUBURBAN DIVISION.

There are no second class irrigation works in the division.

## (d) Famine.

## SOUTHERN DIVISION.

The Bijapur district and a part of Belgaum district were affected by the failure of crops. As sufficient labour was provided by P. W. D., District Local Board and Tagai works there was no necessity for opening relief works in Belgaum. In Bijapur the failure was much more complete, and relief works were opened in all parts of the district which were attended by a considerable number

of persons. Gratuitous relief was given in both the districts to destitute persons and to inferior village servants. Village officers in some parts were given an increase of remuneration on account of high prices. A large amount of takaṭi was distributed, and, as has been so often shown, afforded a better and more economical method of relieving the situation, than a number of small works.

There was a considerable amount of private charity, the funds in some parts of Belgaum being particularly well raised and well managed, while in Bijapur also, funds were raised and kitchens maintained by private liberality. A welcome donation was received from the Bombay Famine Relief Fund.

Relief was also given to weavers in Bijapur in the form of tagai.

If any satisfaction can be derived from such a misfortune as failure of crops, it was in the manner in which the people withstood the scarcity. There was no emaciation or physical deterioration, and none of the old famine diseases, the average mortality in both the affected districts being below normal. The people readily took advantage of the local demand for labour and the high prices obtainable for such labour maintained them in good condition. The cattle, also came through the scarcity remarkably well. The villagers in each affected area sold their superfluous cattle, but this in many cases must have given much needed relief to the overcrowded grazing areas. The number of essential cattle was maintained without loss of condition. Although, as a matter of precaution, grass was brought from the forests to a depot in Belgaum district, it was not readily taken up, while arrangements made to supply kadbi from the South to the worst affected portions of Bijapur also proved unnecessary. There was a considerable immigration into Bijapur of persons from His Exalted Highness the Nizam's territory, but a larger number of the residents of the districts left it for Dharwar, where there was employment available.

Although the affected area weathered the scarcity with remarkably little loss, the necessity for increased preventive measures in the way of irrigation, fodder supply societies, and greater scope for co-operative work generally was emphasised.

Land Revenue suspensions and remissions were given in the affected tracts according to the Government scale.

The rainfall of 1921-22 was after a period of anxiety in September generally good and well distributed.

#### Extracts.

#### SOUTHERN DIVISION.

G. L. MACGREGOR, Esq., I.C.S., Collector of Belgaum.

The most striking feature of the past year has been the success with which the people in the famine areas have got over their troubles. There was a general shortage of food-stuffs in 1918, owing to the people selling off their grain in view of the high prices prevailing and the ease of transport, instead of burying it in grain pits, and it may safely be concluded that the pits were practically empty by the monsoon of 1919. This fortunately was rather above the average and the people who had suffered in 1918, namely the actual cultivators, took very good care that this time their pits were filled before they sold their grain. This naturally kept prices up. June 1920, consequently found them with some surplus, which they were able to supplement from Dharwar and Mysore and they were able to turn up their noses at anything like a famine work at famine wages. They have thus been able to weather two famines in three years without any loss of stamina. Only useless cattle have been got rid of and the standard of cultivation has been improved.

#### (e) Council Elections.

#### SOUTHERN DIVISION.

An event of much interest has to be recorded in the elections to the Legislative Councils and Assembly under the Indian Reforms Scheme. There was little excitement, and less enthusiasm observable.

The total number of electors for the two divisional constituencies and the number of votes actually recorded were as follows :—

| Constituency. | Number of electors. | Votes actually recorded. |
|---------------|---------------------|--------------------------|
| Mahomedan     | 8,377               | 1,278                    |
| Non-Mahomedan | 24,953              | 4,748                    |



To the reason already given for the smallness of the poll, namely the absence of any real contest or of any contest at all, must be added the apathy of the voters in the rural area, who would not take the trouble to go to the Polls.

In Dharwar where there were four candidates for two places of the non-Mahomedan Constituency, there was a real contest, and in spite of the attempted boycott, over 50 per cent. of the electors attended the polls and there was a good deal of interest in the elections. This indicates that when there is real competition, people will exercise the right of voting.

(f) *Miscellaneous important events.*

CENTRAL DIVISION.

Mr. Turner, Collector of Ahmednagar, writes :—

“ A welcome move was made by the subordinates of the Revenue and Registration Departments in this District by the establishment of a Co-operative Credit Society on Provident Fund principles in May last. The Society has been registered under the Co-operative Societies Act and is making good progress. The membership is open to all grades of employees from Gazetted Officers down to talatis and peons. The Society actually started working in August last and has at present got 149 members ; and the number of complete shares sold is 138.”

Mr. Simcox, the Collector of Nasik, remarks :—

“ Sinhasht lasted during the whole year and came to a close on August 8th without any untoward event, except a few sporadic cases of Cholera both at its commencement and close, thanks to the new pipe water supply both at Trimbak and Nasik. At the beginning and to the close of the Fair pilgrims arrived in large numbers but everything passed off quietly and without the least hindrance of any kind and much credit is due to the two Municipalities and the Sanitary and District officials concerned.”

The Collector of West Khandesh remarks :—

“ The main point of note at present is the economic situation of the district. I found in every branch of my work—Land Revenue, Court of Wards, Execution of Decrees, collection of Abkari dues especially—that I am hampered by the extraordinary lack of capital available. Property worth thousands of rupees is put up to auction and even the most trifling bid is not offered. This has happened again and again. The famine of 1918 has left its mark and 1920 was bad also. In 60 per cent. of the villages of this district the crop was under 6 annas and the accompanying fall in cotton prices greatly enhanced the seriousness of the situation. People were able to get seed from Sawkars but could not get money for cattle and other purposes.”

The present year is an excellent one for West Khandesh, a splendid cotton and jowari crop will brighten the gloomy picture presented by the Collector.

Extracts.

NORTHERN DIVISION.

S. H. COVERNTON, Esq., I.C.S., Collector of Kaira.

During the year under report His Royal Highness the Duke of Connaught visited the Presidency and in celebration of his visit the Bombay Government were pleased to remit the sum of Rs. 4,577 which was to be recovered from the Patidar and Bania communities of Nadiad on account of the damage caused to the rails and rolling stock of the Bombay, Baroda and Central India Railway at Nadiad during the disturbances of April 1919. They were also pleased to remit at the request of the Nadiad Municipality, as an act of grace, the sum of Rs. 11,366-1-1 which was to have been recovered from the same communities of Nadiad on account of the entertainment of additional police.

C. S. CAMPBELL, Esq., C.B.E., I.C.S., Collector of Thana.

On account of heavy rainfall there were very heavy floods in the Kalyan creek, such as were not recorded during the last 30 years at least. The floods commenced in the early morning on the 23rd July and subsided on the night of the 24th. Nearly one-fourth of the town was under waters. The loss is estimated at 3½ lakhs of rupees. Messrs. Chhotani and Company's tile factory was completely destroyed. At the same time there were floods in Bhiwandi Town. Nowhere was there any loss of human life, but many cattle were carried away by the floods.

SOUTHERN DIVISION.

P. B. HAIGH, Esq., I.C.S., Collector of Kanara.

*Forests and Agriculture.*—A Press Note on forest policy in Kanara was issued on 21st September 1920. In accordance with paragraph 6 of the Note Mr. G. F. S. Collins, O.B.E., I.C.S., was appointed to be Forest Settlement Officer, and joined his duties on 26th September 1920.

He spent the whole of the fair season on tour in the coast talukas and drew up proposals for the extension of the minor forests and the disforestation of considerable areas in Honavar, Kumta, Ankola and Bhatkal. He also made detailed proposals for the assignment of lands proposed for disforestation in Bhatkal petha. During the rainy season Karwar taluka has been examined. Mr. Collins' proposals have been printed and sent to the Revenue and Forest Officers concerned.

*Free bamboos and stakes for fencing.*—The concession of free bamboos, has been readily availed of by the villagers, especially in Mundgod. The Divisional Forest Officers gave early intimation of the coupes from which fencing materials could be taken : and I have received no complaints on this score during the year.

*Dead bamboos* were made available free of charge for burning in Jagery furnaces and on the coast much use was made of this concession.

*Tali Chekke.*—There was considerable agitation regarding the grant of tali palms, the pith of which is used by some of the cultivating classes in the south of the district as food. Meetings were held and telegrams sent to Government. The question has been disposed of by Government Orders, Revenue Department, Nos. 1582 of 10th June 1921 and 2155 of 25th August 1921. The deciding factor in the matter is that the supply of palms is quite insufficient to meet the demand, and unless the number of permits is restricted the palms will be destroyed. Thirty-four persons who entered the jungle in a body to cut the palms were convicted and fined sums varying from Rs. 8 to Rs. 20.

APPENDIX No. I.—DISTRICT FORM No. II.

## Statement exhibiting the Gross and Net Land Revenue of the Districts of Northern, Central, Southern

| 1<br>Name of District.                                    | No. of Villages. |             | 2<br>Gross fixed Revenue including N. A. and all other uses. | Deduct.  |  |                                | Remaining fixed Revenue for Collection. |  |                                       | 11<br>Fluctuating Miscellaneous Revenue. | 12<br>Local Fund. | 13<br>Less collections in 1919-20 and earlier years. | 14<br>Total current year consolidated Land Revenue Demand (8) to (12) minus (13). |  |
|---|------------------|-------------|--|--|--|--------------------------------|---|--|---------------------------------------|--|-------------------|--|---|--|
|   | 2a<br>Khalas.    | 2b<br>Inam. |  | 3<br>Assessment of land assisted for special and public purposes including Forest. | 4<br>Net alienation of Total Inams (Class I to VII). | Assessment of cultivable land. |   | Agricultural.  |                                       |  |                   |  |   | 10<br>Building and other N. A. assessment (including judi in Class VII).   |
|   |                  |             |  |  |  | 5<br>Unoccupied.               | 6<br>Free or specially reduced.         | 7<br>Government occupied land including specially reduced. | 8<br>Alienated lands (Class I to VI). |  |                   |  |   |  |
| Corresponding columns in T. F. VIII-B. NORTHERN DIVISION. |                  |             | Rs.  | Rs.  | Rs.  | Rs.                            | Rs.                                     | Rs.  | Rs.                                   | Rs.                                      | Rs.               | T. F. V. (6)<br>Rs.                                  | Rs.   |  |
| Ahmedabad ...   | 848              | 60          | 32,28,603  | 8,783  | 5,93,399   | 1,77,935                       | 8,60,497                                | 13,95,121  | 1,34,950                              | 43,868                                   | 1,56,540          | 1,53,567   | 17,397  | 18,66,749<br>Remissions ... 1,47,382<br>Suspensions... 12,27,377<br>Collections ... 4,90,007<br>Unauthorized 11,933    |
| Kaira ...   | 560              | 28          | 31,26,786  | 50,816   | 8,42,929   | 26,074                         | 65,652                                  | 16,13,826  | 5,21,578                              | 5,866                                    | 47,681            | 1,92,970   | 1,007   | 23,80,929<br>Remissions ... 1,31,712<br>Suspensions... 14,72,201<br>Collections ... 7,85,065<br>Unauthorized 1,961     |
| The Panch Mahals.   | 616½             | 76½         | 6,52,813   | 6,851  | 1,51,130   | 23,318                         | 1,09,939                                | 9,23,684   | 31,205                                | 2,466                                    | 31,420            | 37,324   | 777   | 4,24,542<br>Remissions ... 19,897<br>Suspensions... 1,69,406<br>Collections ... 2,34,985<br>Unauthorized 784           |
| Breach ...  | 400              | 15          | 26,47,973  | 37,439   | 4,90,191   | 60,881                         | 94,441                                  | 17,46,123  | 2,23,375                              | 6,524                                    | 1,30,711          | 1,66,625   | 20,623  | 22,51,625<br>Remissions ... 35,095<br>Suspensions... 9,17,039<br>Collections ... 12,99,000<br>Unauthorized 501         |
| Burat ...   | 814              | 35          | 28,83,464  | 45,760   | 4,03,118   | 38,625                         | 16,596                                  | 23,23,341  | 1,42,295                              | 14,629                                   | 1,43,917          | 1,81,847   | 2,174   | 27,03,166<br>Remissions ... 89,154<br>Suspensions... 11,500<br>Collections ... 26,02,644<br>Unauthorized .....         |
| Thana ...   | 1,531            | 63          | 14,01,037  | 126  | 70,638   | 7,723                          | 2,010                                   | 12,63,591  | 40,607                                | 11,337                                   | 96,187            | 91,397   | 8,270   | 15,04,836<br>Remissions ... 2,068<br>Suspensions... 34,649<br>Collections ... 14,65,614<br>Unauthorized 2,515          |
| Divisional Total.   | 4,768½           | 267½        | 1,39,40,466  | 1,49,775   | 25,56,305  | 3,29,811                       | 11,57,164                               | 35,68,635  | 10,93,906                             | 84,620                                   | 6,05,956          | 8,23,730   | 45,256  | 1,11,31,341<br>Remissions ... 4,14,798<br>Suspensions... 58,92,035<br>Collections ... 68,67,333<br>Unauthorized 17,681 |
| Extra Territorial.  | ...              | ...         | .....  | ...  | ...  | ...                            | ...                                     | .....  | ...                                   | ...                                      | ...               | ...  | ...   | .....  |
| Figures for 1919-1920.                                    | 4,925½           | 301½        | 1,41,32,600  | 1,50,350   | 26,53,353  | 3,36,569                       | 11,43,335                               | 36,48,112  | 10,97,544                             | 1,03,335                                 | 6,68,181          | 8,37,378   | 54,684  | 1,12,99,516  |

DISTRICT FORM NO. II.

and Bombay Suburban Divisions for the Revenue year 1920-21 and balances outstanding on 31st July 1921.

| Arrears of Consolidated Revenue. |               |               |                 |               |               | Gross Consolidated original Demand. | Omitted or Demand cancelled or written off. | Suspended. | Collected.  | Overcollections (whether refunded or carried forward). | Balance unauthorised. | Non-chargeable items. | Remarks. |
|----------------------------------|---------------|---------------|-----------------|---------------|---------------|-------------------------------------|---|------------|-------------|--|-----------------------|-----------------------|----------|
| Authorized.                      |               |               | Unauthorized.   |               |               |                                     |   |            |             |  |                       |                       |          |
| 15 1917-18.*                     | 16 1918-19.   | 17 1919-20.   | 18 Other years. | 19 1918-19.   | 20 1919-20.   | 21                                  | 22  | 23         | 24          | 25   | 26                    | 27                    | 28       |
| T. F. VII (2)                    | T. F. VII (3) | T. F. VII (4) | T. F. VII (5)   | T. F. VII (6) | T. F. VII (7) | T. F. V (5)                         | (6)   | (7)        | (8) + (10)  | (11)   | (12)                  | Foot note to T. F. V. | (13)     |
| Rs.                              | Rs.           | Rs.           | Rs.             | Rs.           | Rs.           | Rs.                                 | Rs.   | Rs.        | Rs.         | Rs.  | Rs.                   | Rs.                   | Rs.      |
| ...                              | 4,17,543      | 18,709        | 159             | 1,002         | 2,640         | 23,07,102                           | ...   | ...        | ...         | ...  | ...                   | ...                   | ...      |
| ...                              | 8,60,496      | 1,497         | 1               | 134           | 770           | ...                                 | 5,19,279                                    | ...        | ...         | ...  | ...                   | ...                   | ...      |
| ...                              | 45,002        | 9,992         | ...             | ...           | ...           | ...                                 | ...   | 12,82,434  | ...         | ...  | ...                   | ...                   | ...      |
| ...                              | 994           | 7,317         | 71              | 451           | 1,159         | ...                                 | ...   | ...        | 4,59,959    | 22,942   | ...                   | 4,868                 | ...      |
| ...                              | 2,294         | ...           | 87              | 407           | 711           | ...                                 | ...   | ...        | ...         | ...  | 15,430                | ...                   | ...      |
| ...                              | 8,02,809      | ...           | 1,204           | 4,725         | 7,519         | 31,97,185                           | ...   | ...        | ...         | ...  | ...                   | ...                   | ...      |
| ...                              | 5,98,137      | ...           | 847             | 39            | 1             | ...                                 | 7,90,230                                    | ...        | ...         | ...  | ...                   | ...                   | ...      |
| ...                              | 2,04,587      | ...           | ...             | ...           | ...           | ...                                 | ...   | 16,76,788  | ...         | ...  | ...                   | ...                   | ...      |
| ...                              | 86            | ...           | 702             | 683           | 1,969         | ...                                 | ...   | ...        | 7,68,504    | 3,686  | ...                   | 5,749                 | ...      |
| ...                              | ...           | ...           | 156             | 4,009         | 5,548         | ...                                 | ...   | ...        | ...         | ...  | 11,663                | ...                   | ...      |
| ...                              | 46,155        | 30            | ...             | 1,203         | 800           | 4,72,730                            | ...   | ...        | ...         | ...  | ...                   | ...                   | ...      |
| ...                              | 31,554        | ...           | ...             | 894           | 515           | ...                                 | 52,360                                      | ...        | ...         | ...  | ...                   | ...                   | ...      |
| ...                              | 14,876        | ...           | ...             | ...           | ...           | ...                                 | ...   | 1,83,982   | ...         | ...  | ...                   | ...                   | ...      |
| ...                              | 25            | 30            | ...             | 192           | 215           | ...                                 | ...   | ...        | 2,35,417    | 4,656  | ...                   | 2,194                 | ...      |
| ...                              | ...           | ...           | ...             | 117           | 70            | ...                                 | ...   | ...        | ...         | ...  | 971                   | ...                   | ...      |
| ...                              | 2,37,122      | 2,186         | ...             | 507           | 112           | 24,98,562                           | ...   | ...        | ...         | ...  | ...                   | ...                   | ...      |
| ...                              | 1,40,506      | 2,186         | ...             | 82            | 54            | ...                                 | 1,84,872                                    | ...        | ...         | ...  | ...                   | ...                   | ...      |
| ...                              | 26,603        | ...           | ...             | ...           | ...           | ...                                 | ...   | 10,13,643  | ...         | ...  | ...                   | ...                   | ...      |
| ...                              | 14            | ...           | ...             | 475           | 58            | ...                                 | ...   | ...        | 12,99,547   | 11,956   | ...                   | 3,230                 | ...      |
| ...                              | ...           | ...           | ...             | ...           | ...           | ...                                 | ...   | ...        | ...         | ...  | 501                   | ...                   | ...      |
| ...                              | 66,783        | ...           | ...             | ...           | 18            | 27,69,957                           | ...   | ...        | ...         | ...  | ...                   | ...                   | ...      |
| ...                              | 228           | ...           | ...             | ...           | 17            | ...                                 | 89,399                                      | ...        | ...         | ...  | ...                   | ...                   | ...      |
| ...                              | 52,222        | ...           | ...             | ...           | ...           | ...                                 | ...   | 63,582     | ...         | ...  | ...                   | ...                   | ...      |
| ...                              | 14,333        | ...           | ...             | ...           | 1             | ...                                 | ...   | ...        | 26,16,976   | 4,769  | ...                   | 3,521                 | ...      |
| ...                              | ...           | ...           | ...             | ...           | ...           | ...                                 | ...   | ...        | ...         | ...  | ...                   | ...                   | ...      |
| ...                              | ...           | ...           | ...             | 658           | 1,068         | 15,07,486                           | ...   | ...        | ...         | ...  | ...                   | ...                   | ...      |
| ...                              | ...           | ...           | ...             | 82            | 263           | ...                                 | 2,355                                       | ...        | ...         | ...  | ...                   | ...                   | ...      |
| ...                              | ...           | ...           | ...             | ...           | ...           | ...                                 | ...   | 34,649     | ...         | ...  | ...                   | ...                   | ...      |
| ...                              | ...           | ...           | ...             | 600           | 1,572         | ...                                 | ...   | ...        | 14,67,726   | 21,036   | ...                   | 11,415                | ...      |
| ...                              | ...           | ...           | ...             | 56            | 128           | ...                                 | ...   | ...        | ...         | ...  | 2,696                 | ...                   | ...      |
| ...                              | 15,70,712     | 27,925        | 1,363           | 8,125         | 13,056        | 1,37,53,022                         | ...   | ...        | ...         | ...  | ...                   | ...                   | ...      |
| ...                              | 11,39,919     | 10,683        | 348             | 1,125         | 1,625         | ...                                 | 15,68,495                                   | ...        | ...         | ...  | ...                   | ...                   | ...      |
| ...                              | 4,13,050      | 2,906         | ...             | ...           | ...           | ...                                 | ...   | 42,55,077  | ...         | ...  | ...                   | ...                   | ...      |
| ...                              | 15,451        | 7,347         | 773             | 2,411         | 4,974         | ...                                 | ...   | ...        | 69,98,189   | 69,045   | ...                   | 31,277                | ...      |
| ...                              | 2,292         | ...           | 242             | 4,589         | 6,457         | ...                                 | ...   | ...        | ...         | ...  | 31,261                | ...                   | ...      |
| ...                              | ...           | ...           | ...             | ...           | ...           | ...                                 | ...   | ...        | ...         | ...  | ...                   | ...                   | ...      |
| 2,284                            | 5,195         | 58,43,792     | 341             | 19,230        | 33,334        | 1,72,08,642                         | 1,51,043                                    | 15,94,911  | 1,54,36,642 | 68,983   | 25,046                | 21,280                | ...      |

The difference in the figures of arrears (column 16) as compared with the last year's return is due to adjustment made under Accountant General's No. T. M. 48-1-404, dated the 27th May 1921.

The difference in the figures of authorized and unauthorized arrears as compared with the last year's return is due to omission of figures pertaining to the Bombay Suburban District.

| Name of District.<br><br>1                                  | Number of Villages. |             | Gross fixed Revenue including N. A. and all other uses.<br>3 | Deduct   |  |                                | Remaining fixed Revenue for Collection. |   |         |         |  | Miscellaneous<br>Fluctuating Revenue.<br>11 | Local Fund.<br>12 | Loss collections in 1919-20 and earlier years.<br>13 |          |
|---|---------------------|-------------|--|--|--|--------------------------------|---|---|---------|---------|--|---|-------------------|--|----------|
|   | Khasia.<br>2a       | Inam.<br>2b |  | Assessment of land assigned for special and public purposes including Forest.<br>4 | Net alienation of Total Inams (Class I to VII).<br>5 | Assessment of cultivable land. |   | Agricultural.   |         |         | Building and other N. A. assessment (including judi in Class VII).<br>10 |   |                   |  |          |
|   |                     |             |  |  |  | Unoccupied.<br>6               | Free or specially reduced.<br>7         | Government occupied land including specially reduced. |         |         |  |   |                   |  |          |
|   |                     |             |  |  |  |                                |   | A.<br>8   | B.<br>9 | C.<br>9 |  |   |                   |  |          |
| Corresponding columns in T. F. VIII-B.<br>CENTRAL DIVISION. |                     |             | Rs.  | Rs.  | Rs.  | Rs.                            | Rs.                                     | Rs.   | Rs.     | Rs.     | Rs.  | Rs.   | Rs.               | T. F. V. (8)<br>Rs.                                  |          |
| 1 Ahmednagar ...  | 1,234               | 140         | 22,76,680  | 277  | 2,94,574   | 15,510                         | 827                                     | 17,93,681   | ...     | 5       | 1,70,471   | 1,344                                       | 34,664            | 1,41,515   | 10,353   |
| 2 East Khândesh ...   | 1,727               | 65          | 34,51,170  | 774  | 2,98,709   | 29,178                         | 877                                     | 29,51,573   | ...     | ...     | 1,45,248   | 24,811                                      | 69,961            | 2,15,144   | 1,037    |
| 3 West Khândesh ...   | 1,444               | 43          | 22,75,519  | 41   | 2,01,399   | 63,454                         | 41                                      | 19,46,720   | ...     | 47      | 50,696   | 13,121                                      | 50,599            | 1,40,203   | 1,313    |
| 4 Nâsik ...   | 1,533               | 161         | 22,22,238  | 13   | 3,02,341   | 24,772                         | 94                                      | 17,50,668   | 38      | ...     | 1,25,893   | 7,463                                       | 44,501            | 1,38,305   | 5,000    |
| 5 Poona ...   | 1,004               | 197         | 19,93,524  | 1,118  | 3,98,571   | 7,966                          | 535                                     | 14,22,460   | 460     | 4,229   | 1,37,123   | 20,448                                      | 58,249            | 1,25,893   | 12,150   |
| Extra Territorial ...                                       | ...                 | ...         | 7,137  | 6,422  | 88   | 18                             | 256                                     | .....   | ...     | ...     | 373  | ...   | ...               | ...  | ...      |
| 6 Sâtara ...  | 969                 | 359         | 29,09,032  | 1,122  | 6,66,687   | 6,781                          | 1,233                                   | 16,29,950   | ...     | 5,278   | 3,90,867   | 8,070                                       | 18,546            | 1,79,637   | 48,764   |
| Extra Territorial ...                                       | ...                 | ...         | 10,963   | 158  | ...  | ...                            | ...                                     | .....   | ...     | ...     | 10,654   | 151   | 145               | 9  | ...      |
| 7 Sholâpur ...  | 669                 | 50          | 13,89,678  | 819  | 1,40,259   | 4,878                          | 428                                     | 11,53,696   | ...     | 900     | 66,421   | 22,077                                      | 63,477            | 88,140   | ...      |
| Extra Territorial ...                                       | ...                 | ...         | 1,815  | ...  | ...  | ...                            | ...                                     | .....   | ...     | ...     | 1,975  | ...   | 958               | ...  | ...      |
| Total ...   | *8,590              | *1,046      | 1,55,17,900  | 4,164  | 25,02,840  | 1,59,530                       | 4,340                                   | 1,25,57,978   | 607     | 10,459  | 10,87,730  | 97,343                                      | 3,59,397          | 10,29,586  | 78,627   |
| Extra Territorial ...                                       | ...                 | ...         | 19,935   | 6,580  | 88   | 18                             | 256                                     | .....   | ...     | ...     | 12,542   | 151   | 1,103             | 9  | ...      |
| Total for 1919-20 ...                                       | 8,585               | 1,042       | 1,50,11,865  | 4,173  | 24,59,645  | 1,46,106                       | 3,623                                   | 1,23,13,532   | 554     | 9,653   | 10,80,783  | 93,258                                      | 4,96,576          | 10,06,513  | 1,69,423 |

\*The net increase of 8 in the total number of villages is due to the creation of 3 new villages in the distribution of gad lands in Sâtara (vide Government Resolution No. 12683, dated 22nd October 1917).

No. I—contd.

| Total current year consolidated Land Revenue Demand (8) to (12) minus (13). | Arrears of Consolidated Revenue. |               |   |               |               |               | Gross Consolidated Demand. | Remitted or Demand cancelled or written off. | Suspended. | Collected.  | Overcollections (whether refunded or carried forward). | Balance unauthorized. | Non-Tharavband Items. | Remarks. |
|---|----------------------------------|---------------|---|---------------|---------------|---------------|----------------------------|--|------------|-------------|--|-----------------------|-----------------------|----------|
|   | Authorized.                      |               |   | Unauthorized. |               |               |                            |  |            |             |  |                       |                       |          |
|   | 1917-18.                         | 1918-18.      | 1919-20.  | Other years.  | 1918-19.      | 1919-20.      |                            |  |            |             |  |                       |                       |          |
|   | 15                               | 16            | 17  | 18            | 19            | 20            |                            |  |            |             |  |                       |                       |          |
| 14  | T. F. VII (3)                    | T. F. VII (3) | T. F. VII (4)                                       | T. F. VII (5) | T. F. VII (6) | T. F. VII (7) | T. F. V (5)                | (6)  | (7)        | (9) + (10)  | (11)   | (12)                  | Foot note to T. F. V. |          |
|   | Rs.                              | Rs.           | Rs.   | Rs.           | Rs.           | Rs.           | Rs.                        | Rs.  | Rs.        | Rs.         | Rs.  | Rs.                   | Rs.                   |          |
| Remissions ...  | 21,31,327                        | 96            | 10,24,070   | 90,813        | ...           | 2,446         | 8,154                      | 32,51,836                                    | ...        | ...         | 51,990   | ...                   | 5,323                 |          |
| Suspensions ...   | 14,949                           | ...           | 56,257  | 15            | ...           | 76            | ...                        | 71,520                                       | ...        | ...         | ...  | ...                   | ...                   |          |
| Collections ...   | 17,70,717                        | ...           | 9,67,813  | 90,798        | ...           | 641           | ...                        | ...  | 28,29,999  | ...         | ...  | ...                   | ...                   |          |
| Balance ...   | 8,45,631                         | 96            | ...   | ...           | ...           | 1,729         | 2,931                      | ...  | ...        | 3,50,317    | ...  | ...                   | ...                   |          |
| Balance ...   | 34,06,690                        | ...           | ...   | ...           | ...           | ...           | ...                        | 34,06,690                                    | ...        | ...         | 7,307  | ...                   | 5,133                 |          |
| Remissions ...  | 55,224                           | ...           | ...   | ...           | ...           | ...           | ...                        | ...  | 65,224     | ...         | ...  | ...                   | ...                   |          |
| Suspensions ...   | 9,40,953                         | ...           | ...   | ...           | ...           | ...           | ...                        | ...  | 9,40,953   | ...         | ...  | ...                   | ...                   |          |
| Collections ...   | 24,01,160                        | ...           | ...   | ...           | ...           | ...           | ...                        | ...  | ...        | 24,01,160   | ...  | 9,318                 | ...                   |          |
| Balance ...   | 9,313                            | ...           | ...   | ...           | ...           | ...           | ...                        | ...  | ...        | ...         | ...  | ...                   | ...                   |          |
| Remissions ...  | 22,19,173                        | ...           | 19,886  | 4,715         | ...           | 3,149         | 5,634                      | 22,59,557                                    | ...        | ...         | 21,826   | ...                   | 6,881                 |          |
| Suspensions ...   | 39,101                           | ...           | 13  | 1,330         | ...           | 870           | 443                        | ...  | 41,747     | ...         | ...  | ...                   | ...                   |          |
| Collections ...   | 7,60,395                         | ...           | 16,162  | 1,274         | ...           | 841           | 1,164                      | ...  | 7,67,745   | ...         | ...  | ...                   | ...                   |          |
| Balance ...   | 13,96,268                        | ...           | 8,009   | 2,121         | ...           | 1,438         | 4,014                      | ...  | ...        | 14,03,403   | ...  | 39,662                | ...                   |          |
| Balance ...   | 33,498                           | ...           | 712   | ...           | ...           | ...           | ...                        | ...  | ...        | ...         | ...  | ...                   | ...                   |          |
| Remissions ...  | 20,73,174                        | 3,379         | 2,76,877  | 1,321         | ...           | 619           | 849                        | 23,56,919                                    | ...        | ...         | 3,653  | ...                   | 13,051                |          |
| Suspensions ...   | 79,011                           | 3,340         | 535   | 536           | ...           | 30            | 170                        | ...  | 63,622     | ...         | ...  | ...                   | ...                   |          |
| Collections ...   | 11,05,189                        | 39            | 2,75,187  | 785           | ...           | ...           | 565                        | ...  | 14,02,765  | ...         | ...  | ...                   | ...                   |          |
| Balance ...   | 8,67,107                         | ...           | 1,156   | ...           | ...           | 589           | 114                        | ...  | ...        | 8,68,965    | ...  | 867                   | ...                   |          |
| Balance ...   | 867                              | ...           | ...   | ...           | ...           | ...           | ...                        | ...  | ...        | ...         | ...  | ...                   | ...                   |          |
| Remissions ...  | 17,56,725                        | ...           | 2,97,742  | 23,466        | 442           | 81            | 1,063                      | 20,79,539                                    | ...        | ...         | 24,293   | ...                   | 47,659                |          |
| Suspensions ...   | 17,077                           | ...           | 66  | 43            | ...           | ...           | 28                         | ...  | 17,304     | ...         | ...  | ...                   | ...                   |          |
| Collections ...   | 6,37,969                         | ...           | 2,92,140  | 22,916        | ...           | ...           | ...                        | ...  | 9,63,025   | ...         | ...  | ...                   | ...                   |          |
| Balance ...   | 10,93,600                        | ...           | 6,546   | 507           | ...           | ...           | 806                        | ...  | ...        | 11,00,494   | ...  | 6,816                 | ...                   |          |
| Balance ...   | 8,079                            | ...           | ...   | ...           | 442           | 46            | 249                        | ...  | ...        | ...         | ...  | ...                   | ...                   |          |
| Remissions ...  | 21,82,683                        | 60            | 4,84,404  | 40,189        | ...           | ...           | ...                        | 27,07,329                                    | ...        | ...         | 68,863   | ...                   | 27,319                |          |
| Suspensions ...   | 71,654                           | 60            | 33,413  | ...           | ...           | ...           | ...                        | ...  | 1,05,127   | ...         | ...  | ...                   | ...                   |          |
| Collections ...   | 4,00,635                         | ...           | 4,12,667  | 37,554        | ...           | ...           | ...                        | ...  | 9,40,856   | ...         | ...  | ...                   | ...                   |          |
| Balance ...   | 16,20,394                        | ...           | 88,324  | 2,628         | ...           | ...           | ...                        | ...  | ...        | 16,61,346   | ...  | ...                   | ...                   |          |
| Balance ...   | ...                              | ...           | ...   | ...           | ...           | ...           | ...                        | ...  | ...        | ...         | ...  | ...                   | ...                   |          |
| Remissions ...  | 18,94,911                        | ...           | ...   | 1,39,896      | ...           | ...           | 1,096                      | 15,35,901                                    | ...        | ...         | 3,198  | ...                   | 4,635                 |          |
| Suspensions ...   | 1,317                            | ...           | ...   | ...           | ...           | ...           | ...                        | ...  | 1,347      | ...         | ...  | ...                   | ...                   |          |
| Collections ...   | 7,44,323                         | ...           | ...   | 1,39,896      | ...           | ...           | ...                        | ...  | 8,84,218   | ...         | ...  | ...                   | ...                   |          |
| Balance ...   | 6,48,638                         | ...           | ...   | ...           | ...           | ...           | 1,096                      | ...  | ...        | 6,49,633    | ...  | 703                   | ...                   |          |
| Balance ...   | 703                              | ...           | ...   | ...           | ...           | ...           | ...                        | ...  | ...        | ...         | ...  | ...                   | ...                   |          |
| Remissions ...  | 1,51,64,678                      | 3,465         | 21,02,979   | 3,00,392      | -442          | 6,295         | 11,815                     | 1,76,90,061                                  | ...        | ...         | 2,00,930   | ...                   | 1,10,031              |          |
| Suspensions ...   | 2,78,363                         | 3,400         | 90,274  | 1,914         | ...           | 976           | 864                        | ...  | 3,75,791   | ...         | ...  | ...                   | ...                   |          |
| Collections ...   | 64,61,153                        | 39            | 19,63,959   | 2,93,222      | ...           | 641           | 578                        | ...  | ...        | 87,19,591   | ...  | ...                   | ...                   |          |
| Balance ...   | 83,72,698                        | 26            | 48,034  | 6,256         | ...           | 3,194         | 6,110                      | ...  | ...        | 84,35,318   | ...  | 69,361                | ...                   |          |
| Balance ...   | 62,460                           | ...           | 712   | ...           | 442           | 1,484         | 4,263                      | ...  | ...        | ...         | ...  | ...                   | ...                   |          |
| Balance ...   | 14,105                           | ...           | ...   | ...           | ...           | ...           | 779                        | 14,684                                       | ...        | ...         | 14,129   | ...                   | 762                   |          |
|   |                                  |               | Add—Overcollections Non-Tharavband Items            | ...           | ...           | ...           | ...                        | ...  | ...        | ...         | 2,00,930   | ...                   | 1,10,031              |          |
|   |                                  |               | Gross consolidated land revenue in Central Division | ...           | ...           | ...           | ...                        | ...  | ...        | ...         | 87,60,401  | ...                   | ...                   |          |
| 1,47,51,875   | 6,779                            | 599           | 70,58,153   | 638           | 704           | 6,191         | 2,18,04,989                | 1,49,501                                     | 24,06,836  | 1,92,30,050 | 2,38,929   | 18,552                | 1,06,149              |          |

| 1 Name of district.                    | No. of Villages. |           | 3 Gross fixed Revenue including N. A. and all other uses. | Deduct.   |   |                                | Remaining fixed Revenue for Collection. |   |                                    | 11 Fluctuating Miscellaneous Revenue. | 12 Local Fund. | 13 Less collections in 1919-20 and earlier years. | 14 Total current year Consolidated Land Revenue Demand (b) to (12) minus (13). |  |
|--|------------------|-----------|---|---|---|--------------------------------|---|---|------------------------------------|---------------------------------------|----------------|---|--|--|
|  | 2 a Khalsa.      | 2 b Inam. |   | 4 Assessment of land assigned for special and public purposes including Forest. | 5 Net alienation of Total Inams (Class I to VII). | Assessment of cultivable land. |   | Agricultural.   |                                    |                                       |                |   |  | 10 Building and other N. A. assessment (including judi in Class VII).  |
|  |                  |           |   |   |   | 6 Unoccupied.                  | 7 Free or specially reduced.            | 8 Government occupied land including specially reduced. | 9 Alienated lands (Class I to VI). |                                       |                |   |  |  |
| Corresponding columns in T. F. VIII-B. |                  |           | Rs.   | Rs.   | Rs.   | Rs.                            | Rs.                                     | Rs.   | Rs.                                | Rs.                                   | Rs.            | T. F. V. (8)                                      |  |  |
| SOUTHERN DIVISION.                     |                  |           |   |   |   |                                |   |   |                                    |                                       |                |   |  |  |
| Bolgaun ...                            | *914             | *213      | 25,27,017   | 3,386   | 6,70,225  | 14,772                         | 20                                      | 13,44,773   | 4,92,285                           | 2,447                                 | 28,053         | 1,56,524  | 8,190  | Demand 20,15,891<br>Remissions ... 17,633<br>Suspensions ... 4,10,701<br>Collections ... 15,83,278<br>Unauthorized Arrears ... 4,370     |
| Bijapur ...                            | 1,013            | 161       | 19,33,928   | 50  | 3,64,795  | 5,696                          | 126                                     | 12,29,019   | 3,27,720                           | 6,330                                 | 45,830         | 1,21,505  | 11,550   | Demand 17,18,957<br>Remissions ... 463<br>Suspensions ... 10,73,077<br>Collections ... 6,14,918<br>Unauthorized Arrears ... 30,490       |
| Dhárwár ...                            | 1,239            | 184       | 35,61,695   | 11,305  | 6,05,814  | 35,377                         | 112                                     | 22,85,683   | 6,09,757                           | 10,847                                | 36,758         | 2,19,311  | 4,630  | Demand 31,60,526<br>Remissions ... 18,644<br>Suspensions ... 42,036<br>Collections ... 30,99,237<br>Unauthorized Arrears ... 1,580       |
| Kánara ...                             | 1,419            | ...       | 10,66,117   | ...   | 4,775   | 58,547                         | 2,635                                   | 9,99,114  | 69                                 | 978                                   | 14,618         | 63,606  | 2,617  | Demand 10,75,767<br>Remissions ... 20,069<br>Suspensions ... 180<br>Collections ... 10,54,245<br>Unauthorized Arrears ... 367            |
| Kolába ...                             | 1,541            | 92        | 14,55,936   | 891   | 92,847  | 3,376                          | 8,231                                   | 13,13,839   | 23,795                             | 7,855                                 | 35,150         | 91,318  | 2,850  | Demand 14,74,357<br>Remissions ... 4,375<br>Suspensions ...<br>Collections ... 14,69,982<br>Unauthorized Arrears ...                     |
| Ratnágiri ...                          | 1,259            | 68        | 9,94,593  | 242   | 84,095  | 2,137                          | 16,127                                  | 8,70,799  | 20,464                             | 729                                   | 11,708         | 61,602  | 4,994  | Demand 9,60,308<br>Remissions ... 4,111<br>Suspensions ... 3,165<br>Collections ... 9,59,990<br>Unauthorized Arrears ... 41              |
| Total for 1920-21 ...                  | 7,445            | 723       | 1,16,40,186   | 15,874  | 18,22,551   | 1,20,106                       | 27,310                                  | 80,61,370   | 14,74,029                          | 28,866                                | 1,72,166       | 7,13,926  | 34,631   | Demand 1,04,05,506<br>Remissions ... 66,195<br>Suspensions ... 15,29,196<br>Collections ... 87,73,700<br>Unauthorized Arrears ... 36,746 |
| Extra Territorial—                     |                  |           |   |   |   |                                |   |   |                                    |                                       |                |   |  |  |
| Bolgaun ...                            | ...              | ...       | 22,970  | ...   | 3,188   | ...                            | ...                                     | 1,431   | 18,310                             | ...                                   | 72             | ...   | 43   | 19,816   |
| Bijapur ...                            | ...              | ...       | 2,049   | ...   | 463   | ...                            | ...                                     | 394   | 1,185                              | ...                                   | ...            | ...   | ...  | 1,679  |
| Dhárwár ...                            | ...              | ...       | 5,792   | ...   | 73  | ...                            | 1,527                                   | 4,166   | 25                                 | ...                                   | ...            | ...   | ...  | 4,192  |
| Total Extra-Territorial ...            | ...              | ...       | 30,813  | ...   | 3,724   | ...                            | 1,527                                   | 6,041   | 19,521                             | ...                                   | 72             | ...   | 48   | 25,586   |
| Total for 1919-20 ...                  | 7,444            | 734       | 1,15,44,475   | 17,439  | 18,26,720   | 1,20,279                       | 27,642                                  | 80,56,676   | 14,70,461                          | 25,368                                | 1,03,123       | 7,14,823  | 67,092   | Demand 1,03,93,354<br>Remissions ... 66,116<br>Suspensions ... 56,328<br>Collections ... 1,02,59,580<br>Unauthorized Arrears ... 21,330  |
| Extra Territorial ...                  | ...              | ...       | 30,813  | ...   | 3,724   | ...                            | 1,527                                   | 6,041   | 19,521                             | ...                                   | 70             | ...   | 20   | 25,621   |



No. I—contd.

| Arrears of Consolidated Revenue.                |               |               |                |               |               | Gross Consolidated Demand. | Remitted or Demand cancelled or written off. | Suspended.  | Collected. | Overcollections (whether refunded or carried forward). | Balance unauthorised. | Non-Tharavband Items. | Remarks.  |
|---|---------------|---------------|----------------|---------------|---------------|----------------------------|--|-------------|------------|--|-----------------------|-----------------------|---|
| Authorized.                                     |               |               | Unauthorized.  |               |               |                            |  |             |            |  |                       |                       |   |
| 1917-18.  | 1918-19.      | 1919-20.      | Other years.   | 1918-19.      | 20 1919-20.   |                            |  |             |            |  |                       |                       |   |
| T. P. VII (2)                                   | T. P. VII (3) | T. P. VII (4) | T. P. V II (5) | T. P. VII (6) | T. P. VII (7) | T. P. V (8)                | (9)  | (10)        | (11)       | (12)   | Foot note to T. P. V. |                       |   |
| Rs.   | Rs.           | Rs.           | Rs.            | Rs.           | Rs.           | Rs.                        | Rs.  | Rs.         | Rs.        | Rs.  | Rs.                   | Rs.                   |   |
| ...   | 147,945       | 13,730        | 13,355         | 14,019        | 17,769        | 20,91,709                  | ...  | ...         | 7,944      | ...  | ...                   | 19,605                | * One inam village made Khalsa in Paragad Taluka, hence the change.   |
| ...   | 10,526        | 3,693         | ...            | ...           | ...           | ...                        | ...  | ...         | ...        | ...  | ...                   | ...                   | † Of the difference of Rs. 30, between the last and current year's figures in column 19, Rs. 24, represent previous year's suspended arrears ordered to be collected but remained uncollected and thus included in unauthorised arrears for 1918-19 and Rs. 6 due to an error subsequently detected and corrected while examining village accounts. |
| ...   | 37,330        | 37            | 1,147          | 3,951         | 14,397        | ...                        | ...  | 16,40,160   | ...        | ...  | ...                   | ...                   | ‡ The difference of Re. 1 is due to an error detected after the close and submission of taluka accounts to Collector.   |
| ...   | ...           | ...           | 1,308          | 60            | 3,372         | ...                        | ...  | ...         | ...        | 48,919   | ...                   | ...                   | § Rs. 7,686 recoverable.  |
| ...   | 1,58,592      | 130           | ...            | 738           | 730           | 18,75,957                  | 497  | ...         | 8,071      | ...  | 5,261                 | ...                   | Rs. 1,233 irrecoverable.  |
| ...   | 24            | ...           | ...            | 5             | ...           | ...                        | ...  | 12,24,665   | ...        | ...  | ...                   | ...                   | ¶ 6,919 Total.  |
| ...   | 1,51,558      | 30            | ...            | 215           | 700           | ...                        | ...  | ...         | 6,19,753   | ...  | ...                   | ...                   | ...   |
| ...   | 3,920         | ...           | ...            | 630           | 23            | ...                        | ...  | ...         | ...        | 31,042   | ...                   | ...                   | ...   |
| 5,150   | 87,571        | 20,636        | ...            | 330           | 2,535         | 22,46,578                  | ...  | ...         | 10,391     | ...  | ...                   | 6,843                 | ...   |
| 671   | 3,154         | 350           | ...            | ...           | 627           | ...                        | 23,456                                       | ...         | ...        | ...  | ...                   | ...                   | ...   |
| 4,151   | 8,342         | 16,777        | ...            | ...           | ...           | ...                        | ...  | 71,596      | ...        | ...  | ...                   | ...                   | ...   |
| 28  | 45,926        | 3,293         | ...            | 325           | 1,693         | ...                        | ...  | 31,49,921   | ...        | ...  | ...                   | ...                   | ...   |
| ...   | 10            | 216           | ...            | 5             | 15            | ...                        | ...  | ...         | ...        | 11,806   | ...                   | ...                   | ...   |
| ...   | 1,59,435      | 29,155        | ...            | 91            | 1,147         | 11,64,605                  | 61,106                                       | ...         | 2,576      | ...  | ...                   | 4,711                 | ...   |
| ...   | 22,120        | 17,928        | ...            | 27            | 62            | ...                        | ...  | ...         | ...        | ...  | ...                   | ...                   | ...   |
| ...   | 10,663        | 7,156         | ...            | ...           | ...           | ...                        | 18,034                                       | ...         | ...        | ...  | ...                   | ...                   | ...   |
| ...   | 26,647        | 4,031         | ...            | 64            | 86            | ...                        | ...  | 10,65,092   | ...        | ...  | ...                   | ...                   | ...   |
| ...   | 6             | 1             | ...            | ...           | ...           | ...                        | ...  | ...         | ...        | 5,573  | ...                   | ...                   | ...   |
| ...   | ...           | ...           | ...            | ...           | ...           | 14,74,357                  | ...  | ...         | 5,309      | ...  | ...                   | 7,844                 | ...   |
| ...   | ...           | ...           | ...            | ...           | ...           | ...                        | 4,375  | ...         | ...        | ...  | ...                   | ...                   | ...   |
| ...   | ...           | ...           | ...            | ...           | ...           | ...                        | ...  | 14,69,962   | ...        | ...  | ...                   | ...                   | ...   |
| 4,977   | 112,305       | 112,305       | ...            | 115           | 143           | 9,69,948                   | ...  | ...         | 2,468      | ...  | ...                   | 24,839                | ...   |
| 130   | 33            | 194           | ...            | ...           | ...           | ...                        | 4,568  | ...         | ...        | ...  | ...                   | ...                   | ...   |
| 3,998   | 1,998         | 2,375         | ...            | ...           | ...           | ...                        | ...  | 11,507      | ...        | ...  | ...                   | ...                   | ...   |
| 31  | 302           | 223           | ...            | 115           | 143           | ...                        | ...  | 9,53,614    | ...        | ...  | ...                   | ...                   | ...   |
| 19  | 5             | 3             | ...            | ...           | ...           | ...                        | ...  | ...         | ...        | ...  | ...                   | ...                   | ...   |
| 0,121   | 3,22,699      | 68,376        | 2,353          | 6,293         | 21,324        | 1,06,23,354                | ...  | ...         | 36,759     | ...  | ...                   | 71,123                | ...   |
| 201   | 25,331        | 1,422         | ...            | 38            | 696           | ...                        | 1,11,643                                     | ...         | ...        | ...  | ...                   | ...                   | ...   |
| 8,449   | 1,80,136      | 30,050        | ...            | ...           | ...           | ...                        | ...  | 17,50,791   | ...        | ...  | ...                   | ...                   | ...   |
| 69  | 1,14,214      | 7,614         | 1,147          | 4,670         | 17,215        | ...                        | ...  | 89,16,622   | ...        | ...  | ...                   | ...                   | ...   |
| 19  | 16            | 220           | 1,926          | 585           | 3,410         | ...                        | ...  | ...         | ...        | 42,196   | ...                   | ...                   | ...   |
| ...   | ...           | ...           | ...            | ...           | 15            | 19,530                     | ...  | 132         | 19,672     | ...  | 26                    | ...                   | ...   |
| ...   | ...           | ...           | ...            | ...           | ...           | 1,579                      | ...  | ...         | 4,192      | ...  | ...                   | ...                   | ...   |
| ...   | ...           | ...           | ...            | ...           | 15            | 25,601                     | ...  | 132         | 25,443     | ...  | 26                    | ...                   | ...   |
| ...   | ...           | ...           | ...            | ...           | ...           | ...                        | ...  | ...         | 36,759     | ...  | ...                   | ...                   | ...   |
| ...   | ...           | ...           | ...            | ...           | ...           | ...                        | ...  | ...         | 71,123     | ...  | ...                   | ...                   | ...   |
| Gross consolidated Land Revenue of the Division |               |               |                |               |               | ...                        | ...  | 90,51,947   | ...        | ...  | ...                   | ...                   | ...   |
| 9,717   | 2,75          | 19,68,982     | 2,358          | 146           | 19,526        | 1,23,96,091                | ...  | ...         | 41,560     | ...  | ...                   | 58,336                | ...   |
| 1,702   | 397           | 2,750         | ...            | ...           | 4,338         | ...                        | 65,301                                       | ...         | ...        | ...  | ...                   | ...                   | ...   |
| 7,194   | 2,227         | 3,23,117      | ...            | 98            | 13,738        | ...                        | ...  | 3,88,566    | ...        | ...  | ...                   | ...                   | ...   |
| 221   | 104           | 16,38,564     | 57             | 63            | 1,452         | ...                        | ...  | 1,19,12,977 | ...        | ...  | ...                   | ...                   | ...   |
| ...   | ...           | 3,811         | 2,301          | 63            | 1,452         | ...                        | ...  | ...         | ...        | 28,947   | ...                   | ...                   | ...   |
| ...   | ...           | ...           | 4              | 10            | 10            | 25,645                     | ...  | ...         | 25,530     | 45   | 15                    | ...                   | ...   |
| Gross consolidated Land Revenue of the Division |               |               |                |               |               | ...                        | ...  | 1,30,40,088 | ...        | ...  | ...                   | ...                   | ...   |

\* One inam village made Khalsa in Paragad Taluka, hence the change.  
 † Of the difference of Rs. 30, between the last and current year's figures in column 19, Rs. 24, represent previous year's suspended arrears ordered to be collected but remained uncollected and thus included in unauthorised arrears for 1918-19 and Rs. 6 due to an error subsequently detected and corrected while examining village accounts.  
 ‡ The difference of Re. 1 is due to an error detected after the close and submission of taluka accounts to Collector.  
 § Rs. 7,686 recoverable.  
 || Rs. 1,233 irrecoverable.  
 ¶ 6,919 Total.  
 ¶ The decrease of Rs. 15 represents the suspensions for 1919-20 wrongly included in the suspended amount for 1918-19, in the last return. This has now been included in column 17 of this statement.  
 [Out of this Rs. 15 which were wrongly shown as remissions last year have now been shown as suspensions for 1919-20 as reported by the Collector.  
 \*\* Rs. 31,003 recoverable.  
 .. 39 irrecoverable.  
 .. 31,042 Total.  
 †† Rs. 638 recoverable.  
 .. 1,167 Doubtful.  
 .. 1,805 Total.  
 ††† The difference of Rs. 6 is due to the fact that it was wrongly included in unauthorised arrears instead of in non-tharavband items (column 27). This amount has duly been collected and necessary adjustments have since been made.  
 §§ Rs. 226 recoverable.  
 .. 62 doubtful.  
 .. 75 irrecoverable.  
 ... 373 Total.  
 ¶¶ Column 16. The decrease of Rs. 22 is due to the fact that the amount was actually collected last year but it was treated as over collections.  
 ¶¶ The increase of Rs. 7 in column 17 and the same amount shown as decrease in column 16 is due to an error detected and subsequently corrected.  
 \*\*\* Rs. 59 recoverable.

## APPENDIX

| 1<br>Name of district.   | No. of Villages. |  | 3<br>Gross fixed Revenue including N. A. and all other uses. | Deduct.  |   |                                | Remaining fixed Revenue for Collection. |  |                                       |  | 11<br>Fluctuating Miscellaneous Revenue. | 12<br>Local Fund. | 13<br>Loss collections in 1919-20 and earlier years. | 14<br>Total current year consolidated Land Revenue Demand (8) to (12) minus (13). |
|--|------------------|--|--|--|---|--------------------------------|---|--|---------------------------------------|--|--|-------------------|--|---|
|  | a<br>Khalsa.     | b<br>Inam.   |  | 4<br>Assessment of land assigned for special and public purposes including Forest. | 5<br>Nett allocation of Total Inams (Class I to VII). | Assessment of cultivable land. |   | Agricultural.  |                                       | 10<br>Building and other N. A. assessment (including judi in Class VII). |  |                   |  |   |
|  |                  |  |  |  |   | 6<br>Unoccupied.               | 7<br>Free or specially reduced.         | 8<br>Government occupied land including specially reduced. | 9<br>Alienated lands (Class I to VI). |  |  |                   |  |   |
| Corresponding columns in T.F. VIII-B.<br><b>BOMBAY SUBURBAN DIVISION.</b><br>Bombay Sub-urban. | 43               | 33 Inam.<br>• 14 Lease hold khodi.<br>• 1 Sharakati.<br>48 | Rs.<br>1,93,465  | Rs.<br>323   | Rs.<br>61,055   | Rs.<br>592                     | Rs.<br>14,818                           | Rs.<br>85,226  | Rs.<br>2,351                          | Rs.<br>29,099  | Rs.<br>63,532                            | Rs.<br>15,758     | T. F. V. (8).<br>Rs.<br>8,603                        | Bombay Sub-urban.<br>1,87,36  |
| Extra Territorial.   | ...              | ...  | ...  | ...  | ...   | ...                            | ...                                     | ...  | ...                                   | ...  | ...                                      | ...               | ...  | Extra Territorial.<br>...   |
| Previous year's total.   | ...              | ...  | 1,93,143   | 323  | 60,007  | 549                            | 14,030                                  | 87,269   | 2,351                                 | 27,724   | ...                                      | ...               | ...  | Previous year's totals.<br>...  |
| Total for the Presidency proper ...  | 30,847½          | 2,070½   | 4,21,92,017  | 1,70,156   | 69,42,751   | 6,03,048                       | 12,03,633                               | 2,63,74,325  | 36,58,076                             | 2,40,048   | 11,01,051                                | 25,82,800         | 1,67,117   | 3,68,59,68  |
| Total for the Presidency proper for 1919-20 ...  | 30,855½          | 2,074½   | 4,16,88,431  | 1,71,971   | 69,39,717   | 6,02,948                       | 11,74,499                               | 2,69,38,557  | 36,48,788                             | 2,21,951   | 13,58,130                                | 25,58,518         | 2,91,399   | 3,64,24,8   |

\* Not counted.

No. I—concl'd.

| Arrears of Consolidated Revenue. |                  |                  |                    |                  |                  | 21<br>Gross Consolidated original Demand. | 22<br>Remitted or Demand cancelled or written off. | 23<br>Suspended. | 24<br>Collected. | 25<br>Overcollections (whether refunded or carried forward). | 26<br>Balance unauthorised. | 27<br>Non-Tharaband items. | 28<br>Remarks. |
|----------------------------------|------------------|------------------|--------------------|------------------|------------------|---|--|------------------|------------------|--|-----------------------------|----------------------------|----------------|
| Authorized.                      |                  |                  | Unauthorized.      |                  |                  |   |  |                  |                  |  |                             |                            |                |
| 1517-18.<br>15                   | 1918-19.<br>16   | 1919-20.<br>17   | Other years.<br>18 | 1918-19.<br>19   | 1919-20.<br>20   |   |  |                  |                  |  |                             |                            |                |
| T. P. VII<br>(2)                 | T. P. VII<br>(3) | T. F. VII<br>(4) | T. P. VII<br>(5)   | T. P. VII<br>(6) | T. F. VII<br>(7) | T. F. V.<br>(8)                           | (9)  | (10)             | (11)             | (12)   | Foot note to T. F. V.       |                            |                |
| Rs.                              | Rs.              | Rs.              | Rs.                | Rs.              | Rs.              | Rs.                                       | Rs.  | Rs.              | Rs.              | Rs.  | Rs.                         | Rs.                        |                |
| ...                              | ...              | 485              | ...                | 102              | 3,396            | 1,91,298                                  | 2,122  | 4,198            | 1,75,599         | 4,454  | 9,379                       | 5,973                      |                |
| ...                              | ...              | ...              | ...                | ...              | 2,122            | .....                                     | .....  | .....            | .....            | .....  | .....                       | .....                      |                |
| ...                              | ...              | 485              | .....              | ...              | ...              | .....                                     | .....  | .....            | .....            | .....  | .....                       | .....                      |                |
| ...                              | ...              | ...              | ...                | ...              | 942              | .....                                     | .....  | .....            | .....            | .....  | .....                       | .....                      |                |
| ...                              | ...              | ...              | ...                | 102              | 334              | .....                                     | .....  | .....            | .....            | .....  | .....                       | .....                      |                |
| ...                              | ...              | ...              | ...                | ...              | ...              | .....                                     | .....  | .....            | .....            | .....  | .....                       | .....                      |                |
| ...                              | ...              | ...              | ...                | ...              | ...              | .....                                     | .....  | .....            | .....            | .....  | .....                       | .....                      |                |
| 12,890                           | 30,06,390        | 3,86,118         | 4,160              | 19,315           | 49,693           | 4,13,57,635                               | 20,58,051  | 1,47,29,557      | 2,44,27,728      | 3,16,379   | 1,48,199                    | 3,18,404                   |                |
| 16,780                           | 8,469            | 1,48,70,907      | 3,337              | 90,100           | 63,951           | 5,14,09,672                               | 3,65,845   | 43,90,613        | 4,66,79,669      | 3,69,162   | 73,545                      | 1,84,627                   |                |

\* As the district was newly constituted figures of previous years are not available for the remaining columns.

## APPENDIX No. II—TAGAI FORM IX—PRINCIPAL.

Trial Balance Sheet and Wasul Baki Statement for the Districts in the Northern Division for 1920-21.

| Serial No. | Name of District.  | Balance on 1st October 1920. | In the year.                  |  |                          | Demands overdue. |                 | Balance at the end of September 1921. | Voluntary over payments out of future instalments included in column 5. | Remarks.   |
|------------|--------------------|------------------------------|-------------------------------|--|--------------------------|------------------|-----------------|---------------------------------------|---|--|
|            |                    |                              | Debits not including refunds. | Cash credits (including over-collections). | Written off or remitted. | Suspend- ed.     | Unau- thorized. |                                       |   |  |
| 1          | 2                  | 3                            | 4                             | 5  | 6                        | 7                | 8               | 9                                     | 10  | 11   |
|            |                    | Rs.                          | Rs.                           | Rs.  | Rs.                      | Rs.              | Rs.             | Rs.                                   | Rs.   |  |
| 1          | Ahmedabad ...      | 20,06,701                    | 3,78,633                      | 72,974                                     | 225                      | 2,09,006         | 66,800          | 23,12,135                             | 1,777   |  |
| 2          | Kaira ...          | 20,62,672                    | 3,76,377                      | 1,75,343                                   | .....                    | 4,72,973         | 12,777          | 22,63,606                             | 10,163  | These figures include Tagai to Rabaris and Dhud weavers.   |
| 3          | Panch Mahals ...   | 4,23,367                     | 1,14,533                      | 51,544                                     | .....                    | 63,036           | 1,939           | 4,66,356                              | 331   |  |
| 4          | Broach ...         | 12,48,049*                   | 5,56,938                      | 1,80,594                                   | 12                       | 3,20,429         | 20,527          | 16,23,581                             | 2,339   | * Difference of Rs. 135 is due to the amount refunded by the Mahalkari, Hansot, out of the amount drawn on abstract bill on 25th September 1920. |
| 5          | Surat ...          | 68,451                       | 15,395                        | 47,473                                     | .....                    | 378              | 181             | 96,267                                | 271   |  |
| 6          | Thana ...          | 1,79,449†                    | 18,275                        | 1,12,472                                   | 15                       | 5,071            | 867             | 85,237                                | 3,789   | † Difference of Rs. 23 is due to the amount transferred to Bombay Suburban Division as it pertained to Bandra Mahal.                             |
|            | Total for N. D.... | 59,88,639                    | 14,59,251                     | 640,406                                    | 252                      | 10,96,932        | 92,991          | 68,07,222                             | 18,725  |  |

## TAGAI FORM IX—INTEREST.

| Serial No. | Name of District.  | Balance on 1st October 1920. | In the year.                   |  |                          | Demands overdue. |                 | Balance at the end of September 1921. | Remarks.   |
|------------|--------------------|------------------------------|--------------------------------|--|--------------------------|------------------|-----------------|---------------------------------------|--|
|            |                    |                              | Debits, not including refunds. | Cash credits (including over-collections). | Written off or remitted. | Suspend- ed.     | Unau- thorized. |                                       |  |
| 1          | 2                  | 3                            | 4                              | 5  | 6                        | 7                | 8               | 9                                     | 10   |
|            |                    | Rs.                          | Rs.                            | Rs.  | Rs.                      | Rs.              | Rs.             | Rs.                                   |  |
| 1          | Ahmedabad ...      | 99,831                       | 1,31,180                       | 26,915                                     | 123                      | 29,250           | 8,800           | 2,03,968                              |  |
| 2          | Kaira ...          | 1,19,726                     | 1,36,163                       | 35,493                                     | ...                      | 77,540           | 2,711           | 2,20,402                              | These figures include Tagai to Rabaris and Dhud weavers.                                     |
| 3          | Panch Mahals ...   | 22,841*                      | 25,506                         | 13,368                                     | ...                      | 6,476            | 39              | 34,979                                | * Difference of Rs. 92 is due to the refund given in the preceding year by Mahalkari, Zalod. |
| 4          | Broach ...         | 46,529                       | 51,703                         | 35,291                                     | ...                      | 69,266           | 3,654           | 62,940                                |  |
| 5          | Surat ...          | 461                          | 5,899                          | 5,843                                      | ...                      | ...              | 21              | 517                                   |  |
| 6          | Thana ...          | 70                           | 15,433                         | 15,286                                     | ...                      | ...              | 222             | 222                                   |  |
|            | Total for N. D.... | 2,99,458                     | 3,65,893                       | 1,32,185                                   | 123                      | 1,72,551         | 15,447          | 5,23,023                              |  |

## APPENDIX No. II—TAGAI FORM IX—PRINCIPAL.

*Trial Balance Sheet and Wasul Baki Statement of Tagai advances for the districts in the Central Division for the year ending 30th September 1921.*

| Serial No. | Name of District. | Balance on 1st October 1920. | In the year.                |  |                          | Demands overdue. |               | Balance at the end of September 1921. | Voluntary overpayments out of future instalments included in column 5. | Remarks. |
|------------|-------------------|------------------------------|-----------------------------|--|--------------------------|------------------|---------------|---------------------------------------|--|----------|
|            |                   |                              | Debits (including refunds). | Cash credits (including over collections). | Written off or remitted. | Suspended.       | Unauthorized. |                                       |  |          |
| 1          | 2                 | 3                            | 4                           | 5  | 6                        | 7                | 8             | 9                                     | 10   | 11       |
|            |                   | Rs.                          | Rs.                         | Rs.  | Rs.                      | Rs.              | Rs.           | Rs.                                   | Rs.  |          |
| 1          | Ahmednagar        | 25,34,047                    | 21,97,456                   | 53,973                                     | —                        | 11,56,288        | 6,288         | 46,77,531                             | 5,815  |          |
| 2          | East Khândesh     | 2,48,260                     | 3,94,832                    | 63,356                                     | 80                       | 49,658           | 2,687         | 5,79,656                              | 1,636  |          |
| 3          | West Khândesh     | 7,29,932                     | 2,64,076                    | 37,333                                     | 855                      | 1,67,490         | 14,571        | 9,55,820                              | 4,596  |          |
| 4          | Nâsik             | 4,38,544                     | 14,49,344                   | 39,739                                     | 379                      | 1,69,859         | 130           | 18,47,730                             | 625  |          |
| 5          | Poona             | 17,94,009                    | 3,05,267                    | 2,04,068                                   | —                        | 2,29,127         | 88,437        | 18,95,788                             | 2,341  |          |
| 6          | Sâtâra            | 5,27,806                     | 1,81,613                    | 1,60,003                                   | —                        | 1,23,573         | 5,410         | 5,49,416                              | 4,538  |          |
| 7          | Sholâpur          | 3,53,307                     | 3,97,616                    | 7,848                                      | —                        | 72,981           | 290           | 7,43,075                              | 498  |          |
|            | Total for C. D.   | 66,25,905                    | 61,90,804                   | 6,66,369                                   | 1,314                    | 21,22,175        | 1,18,113      | 1,12,49,006                           | 20,044   |          |

*Note.*—Difference of Rs. 941 between the figures shown in column 9 of last year's return and those entered in column 3 of this return is due to adjustments in accounts.

## TAGAI FORM IX—INTEREST.

| Serial No. | Name of District. | Balance on 1st October 1920. | In the year.                |  |                          | Demands overdue. |               | Balance at the end of September 1921. | Remarks. Over-collections. |
|------------|-------------------|------------------------------|-----------------------------|--|--------------------------|------------------|---------------|---------------------------------------|----------------------------|
|            |                   |                              | Debits (including refunds). | Cash credits (including over collections). | Written off or remitted. | Suspended.       | Unauthorized. |                                       |                            |
| 1          | 2                 | 3                            | 4                           | 5  | 6                        | 7                | 8             | 9                                     | 10                         |
|            |                   | Rs.                          | Rs.                         | Rs.  | Rs.                      | Rs.              | Rs.           | Rs.                                   | Rs.                        |
| 1          | Ahmednagar        | 21,177                       | 1,33,258                    | 25,897                                     | —                        | 83,704           | 5,311         | 1,78,538                              | —                          |
| 2          | East Khândesh     | 12,417                       | 21,233                      | 11,490                                     | 19                       | 4,413            | 564           | 22,241                                | 95                         |
| 3          | West Khândesh     | 1,967                        | 58,554                      | 4,961                                      | 41                       | 38,368           | 5,193         | 55,819                                | —                          |
| 4          | Nâsik             | 25,923                       | 90,617                      | 5,240                                      | —                        | 18,300           | 4             | 1,11,499                              | —                          |
| 5          | Poona             | 9,131                        | 1,33,604                    | 62,215                                     | —                        | 75,138           | 22,013        | 80,540                                | 121                        |
| 6          | Sâtâra            | 5,529                        | 38,435                      | 29,617                                     | —                        | 14,068           | 144           | 14,347                                | —                          |
| 7          | Sholâpur          | 9,282                        | 23,385                      | 2,993                                      | —                        | 24,379           | 95            | 29,694                                | 19                         |
|            | Total for C. D.   | 85,436                       | 5,59,491                    | 1,52,414                                   | 60                       | 2,59,259         | 33,324        | 4,92,673                              | 225                        |

*Note.*—Difference of Rs. 3,474 between the figures shown in column 9 of last year's return and those entered in column 2 of this return is due to adjustments in accounts.

## APPENDIX No. II—TAGAI FORM IX—PRINCIPAL.

Statement Showing Tagai advances, Collections and balances for the year ending 30th September 1921 for the Districts in the Southern Division for 1920-21.

| Serial No.      | Name of District. | Balance on 1st October 1920. | In the year.                |  |                                 | Demands overdue. |               | Balance at the end of September 1921. | Voluntary overpayments included in column 5. | Remarks. |
|-----------------|-------------------|------------------------------|-----------------------------|--|---------------------------------|------------------|---------------|---------------------------------------|--|----------|
|                 |                   |                              | Debits (including refunds). | Cash Credits (including over collections). | Amount written off or remitted. | Suspended.       | Unauthorized. |                                       |  |          |
| 1               | 2                 | 3                            | 4                           | 5  | 6                               | 7                | 8             | 9                                     | 10   | 11       |
|                 |                   | Rs. a. p.                    | Rs. a. p.                   | Rs. a. p.                                  | Rs. a. p.                       | Rs. a. p.        | Rs. a. p.     | Rs. a. p.                             | Rs. a. p.                                    |          |
| 1               | Belgaum ...       | 2,77,086 4 0*                | 5,29,530 0 0                | 66,688 9 0                                 | .....                           | 44,383 8 0       | 21,973 13 0   | 7,40,027 11 0                         | 3,885 8 0                                    |          |
| 2               | Bijapur ...       | 6,94,850 3 11*               | 11,70,233 6 1               | 51,972 9 8                                 | .....                           | 1,49,833 6 1     | 11,911 13 0   | 18,18,161 0 4                         | 4,664 5 0                                    |          |
| 3               | Dharwar ...       | 3,27,517 4 0*                | 74,675 0 0                  | 1,74,716 4 0                               | .....                           | 7,438 5 0        | 2,501 3 0     | 3,27,476 0 0                          | 1,947 0 0                                    |          |
| 4               | Kanara ...        | 1,13,793 0 0                 | 24,081 0 0                  | 71,683 1 2                                 | .....                           | 825 0 0          | 44 15 3       | 65,190 14 10                          | 1 11 0                                       |          |
| 5               | Kolaba ...        | 41,683 6 0*                  | 10,540 0 0                  | 29,608 15 3                                | 1 4 9                           | .....            | .....         | 22,718 2 0                            | .....  |          |
| 6               | Ratnagiri ...     | 22,535 11 3*                 | 2,404 11 9                  | 13,918 5 0                                 | .....                           | 4 10 0           | .....         | 11,022 2 0                            | .....  |          |
| Total for S. D. |                   | 14,77,465 13 2               | 18,11,514 1 10              | 4,06,357 13 1                              | 1 4 9                           | 2,02,434 13 1    | 36,520 12 3   | 23,50,500 14 2                        | 10,499 8 0                                   |          |

\* The difference between the figures in this column and in the figures of total outstanding debt in the last year's report is due to correction of mistakes detected by Collectors.

## TAGAI FORM IX—INTEREST.

| Serial No.      | Name of District. | Balance on 1st October 1920. | In the year.                |  |                                 | Demands overdue. |               | Balance at the end of September 1921. | Voluntary overpayments included in column 5. | Remarks. |
|-----------------|-------------------|------------------------------|-----------------------------|--|---------------------------------|------------------|---------------|---------------------------------------|--|----------|
|                 |                   |                              | Debits (including refunds). | Cash Credits (including over collections). | Amount written off or remitted. | Suspended.       | Unauthorized. |                                       |  |          |
| 1               | 2                 | 3                            | 4                           | 5  | 6                               | 7                | 8             | 9                                     | 10   | 11       |
|                 |                   | Rs. a. p.                    | Rs. a. p.                   | Rs. a. p.                                  | Rs. a. p.                       | Rs. a. p.        | Rs. a. p.     | Rs. a. p.                             | Rs. a. p.                                    |          |
| 1               | Belgaum ...       | 3,068 4 0*                   | 19,150 10 6                 | 11,636 2 6                                 | .....                           | 9,519 8 0        | 5,764 15 6    | 10,583 19 0                           | .....  |          |
| 2               | Bijapur ...       | 5,001 1 4*                   | 49,590 13 5                 | 34,144 2 8                                 | .....                           | 10,747 0 3       | 9,206 15 6    | 30,747 12 3                           | 9 9 0  |          |
| 3               | Dharwar ...       | 3,658 12 0                   | 23,861 0 0                  | 24,278 1 0                                 | .....                           | 831 4 0          | 357 11 0      | 2,341 11 0                            | 49 10 0                                      |          |
| 4               | Kanara ...        | 1,907 12 0*                  | 7,505 0 0                   | 8,233 10 9                                 | .....                           | 2 9 0            | 6 6 0         | 1,179 1 3                             | 9 14 0                                       |          |
| 5               | Kolaba ...        | 39 15 6                      | 3,439 12 0                  | 3,470 0 6                                  | .....                           | .....            | .....         | 9 11 0                                | 0 15 0                                       |          |
| 6               | Ratnagiri ...     | 22 9 0*                      | 1,575 2 0                   | 1,560 9 0                                  | .....                           | .....            | .....         | 37 2 0                                | 15 9 0                                       |          |
| Total for S. D. |                   | 13,698 5 10                  | 1,04,422 5 11               | 83,322 10 8                                | .....                           | 21,100 5 9       | 15,336 0 0    | 34,708 1 6                            | 85 9 0                                       |          |

\* The difference between the figures in this column and in the figures in column 3 of the last year's statement is due to correction mistakes subsequently detected by Collectors.

## APPENDIX No. II.—TAGAI FORM IX.—PRINCIPAL.

*Trial Balance Sheet and Wasul Baki Statement for the Bombay Suburban District  
in the Bombay Suburban Division for 1920-21.*

| Serial No. | Name of District.                            | Balance on 1st October 1920. | In the year.                  |  |                          | Demand overdue. |               | Balance at the end of September 1921. | Voluntary overpayments out of future instalments included in column 5. | Remarks. |
|------------|--|------------------------------|-------------------------------|--|--------------------------|-----------------|---------------|---------------------------------------|--|----------|
|            |  |                              | Debits not including refunds. | Cash credits (including over-collections.) | Written off or remitted. | Suspended.      | Unauthorised. |                                       |  |          |
| 1          | 2  | 3                            | 4                             | 5  | 6                        | 7               | 8             | 9                                     | 10   | 11       |
|            |  | Rs. a. p.                    | Rs. a. p.                     | Rs. a. p.                                  | Rs. a. p.                | Rs. a. p.       | Rs. a. p.     | Rs. a. p.                             | Rs. a. p.  |          |
| 1          | Bombay Suburban.                             | 73 0 0                       | .....                         | 73 0 0                                     | .....                    | .....           | .....         | .....                                 | .....  |          |
|            | Total of Principal for the Presidency proper | 1,40,92,192 13 2             | 84,51,569 1 10                | 16,15,253 13 1                             | 1,567 4 9                | 34,21,641 13 1  | 2,47,624 12 8 | 82,09,36,878 14 2                     | 49,268 8 0   |          |

## TAGAI FORM IX.—INTEREST.

| Serial No. | Name of District.                           | Balance on 1st October 1920. | In the year.                  |  |                          | Demand overdue. |               | Balance at the end of September 1921. | Voluntary overpayments out of future instalments included in column 5. | Remarks. |
|------------|---|------------------------------|-------------------------------|--|--------------------------|-----------------|---------------|---------------------------------------|--|----------|
|            |   |                              | Debits not including refunds. | Cash credits (including over-collections.) | Written off or remitted. | Suspended.      | Unauthorised. |                                       |  |          |
| 1          | 2   | 3                            | 4                             | 5  | 6                        | 7               | 8             | 9                                     | 10   | 11       |
|            |   | Rs. a. p.                    | Rs. a. p.                     | Rs. a. p.                                  | Rs. a. p.                | Rs. a. p.       | Rs. a. p.     | Rs. a. p.                             | Rs. a. p.  |          |
| 1          | Bombay Suburban.                            | 7 0 0                        | 1 0 0                         | 8 0 0                                      | .....                    | .....           | .....         | .....                                 | .....  |          |
|            | Total of Interest for the Presidency proper | 8,58,659 5 10                | 10,20,807 5 11                | 3,67,939 10 3                              | 188 0 0                  | 4,52,910 5 9    | 64,107 0 0    | 10,50,504 1 6                         | 821 9 0  |          |

## APPENDIX No. III—DISTRICT FORM I.

Statement showing details of areas in the districts of Northern, Central, Southern and Bombay Suburban Divisions for 1920-21.

| Serial No.                | Name of district.                        | Gross area. | Deduct.                      |                                     |  |   |                           |                            | Remaining occupied assessed land. |              |           |
|---------------------------|--|-------------|------------------------------|-------------------------------------|--|---|---------------------------|----------------------------|-----------------------------------|--------------|-----------|
|                           |  |             | Un-assessed cultivable land. | Land not available for cultivation. |  |   | Cultivable assessed land. |                            | Government.                       |              | Allotted. |
|                           |  |             |                              | Uncultivable.                       | Assigned for special and public uses including Forest. | Used for buildings and other N. A. purposes not including plots within village site or city survey. | Un-occupied.              | Free or specially reduced. | Ordinary.                         | Restrict-ed. |           |
| 1                         | 2  | 3           | 4                            | 5                                   | 6  | 7   | 8                         | 9                          | 10                                | 11           | 12        |
| <b>NORTHERN DIVISION.</b> |  |             |                              |                                     |  |   |                           |                            |                                   |              |           |
| 1                         | Ahmedabad ...                            | 2,458,035   | 7,311                        | 371,004                             | 111,764  | 973   | 116,927                   | 250,360                    | 1,097,360                         | 96,465       | 405,561   |
| 2                         | Kaira ...                                | 1,027,106   | 968                          | 57,909                              | 91,900   | 216   | 11,248                    | 55,180                     | 387,350                           | 81,558       | 341,457   |
| 3                         | Panch Mahāls ...                         | 1,027,047   | 35,179                       | 61,769                              | Others... 32,253<br>Forest... 212,264<br>244,507       | 163   | 41,916                    | 208,592                    | 96,122                            | 164,437      | 175,331   |
| 4                         | Broach ...                               | 938,961     | 8,591                        | 104,679                             | 57,319   | 76  | 23,156                    | 36,713                     | 405,951                           | 30,680       | 187,767   |
| 5                         | Surat ...                                | 1,058,254   | 100,578                      | 55,455                              | Others... 53,653<br>Forest... 49,103<br>102,756        | 461   | 23,902                    | 2,427                      | 631,128                           | 36,103       | 105,444   |
| 6                         | Thāna ...                                | 2,191,591   | 51,446                       | 153,413                             | Others... 60,738<br>Forest... 915,592<br>996,023       | 3,293   | 8,038                     | 1,627                      | 850,356                           | 8,204        | 114,085   |
|                           | Total for Northern Division ...          | 8,701,694   | 199,093                      | 899,229                             | Others... 426,925<br>Forest... 1,176,649<br>1,603,574  | 5,180   | 225,166                   | 553,710                    | 3,468,297                         | 417,467      | 1,330,177 |
|                           | Total for Northern Division for 1919-20. | 8,800,800   | 203,901                      | 906,178                             | Others... 442,821<br>Forest... 1,180,671<br>1,623,492  | 5,720   | 229,305                   | 527,317                    | 3,456,713                         | 416,943      | 1,392,041 |
| <b>CENTRAL DIVISION.</b>  |  |             |                              |                                     |  |   |                           |                            |                                   |              |           |
| 1                         | Ahmednagar ...                           | 4,241,880   | 14,171                       | 332,542                             | Others... 117,652<br>Forest... 635,789<br>753,441      | 869   | 36,141                    | 669                        | 2,657,170                         | 11,580       | 655,88    |
| 2                         | East Khāndesh ...                        | 2,908,690   | 9,737                        | 264,176                             | Others... 102,184<br>Forest... 415,004<br>517,188      | 1,452   | 57,643                    | 604                        | 1,770,768                         | 34,577       | 252,61    |
| 3                         | West Khāndesh ...                        | 3,479,624   | 18,080                       | 657,118                             | Others... 90,872<br>Forest... 1,003,416<br>1,092,987   | 471   | 147,591                   | 61                         | 1,048,587                         | 572,668      | 144,26    |
| 4                         | Nāsik ...                                | 3,769,873   | 16,833                       | 260,459                             | Others... 135,503<br>Forest... 817,424<br>952,926      | 700   | 59,337                    | 247                        | 1,978,021                         | 101,645      | 400,70    |
| 5                         | Poona ...                                | 3,423,049   | 798                          | 277,937                             | Others... 136,671<br>Forest... 447,344<br>583,915      | 6,716   | 14,143                    | 405                        | 1,908,014                         | 5,322        | 625,71    |
| 6                         | Sātāra ...                               | 3,142,744   | 9,525                        | 231,365                             | Others... 90,267<br>Forest... 464,276<br>544,543       | 933   | 21,687                    | 2,257                      | 1,414,431                         | 5,496        | 912,30    |
| 7                         | Sholāpur ...                             | 2,916,102   | 3,424                        | 101,159                             | Others... 100,360<br>Forest... 119,079<br>219,439      | 984   | 18,193                    | 404                        | 2,081,439                         | 56,594       | 879,41    |
|                           | Extra Territorial ...                    | 4,063       | ...                          | 8                                   | 4,885  | .....   | 19                        | 56                         | .....                             | ...          | 1         |
|                           | Total for Central Division for 1920-21.  | 23,887,125  | 71,568                       | 2,182,719                           | Others... 777,943<br>Forest... 3,791,322<br>4,569,265  | 11,656  | 349,864                   | 4,703                      | 12,763,439                        | 667,882      | 3,351,0   |
|                           | Total for Central Division for 1919-20.  | 23,887,005  | 72,346                       | 2,183,813                           | Others... 775,813<br>Forest... 3,790,969<br>4,566,802  | 11,387  | 343,896                   | 4,127                      | 12,763,419                        | 669,421      | 3,356,8   |



## APPENDIX No. III—DISTRICT FORM I—continued.

| Serial No. | Name of district.                               | Gross area. | Deduct.                       |                                     |  |   |                           |                            | Remaining occupied assessed land. |              |            |
|------------|---|-------------|-------------------------------|-------------------------------------|--|---|---------------------------|----------------------------|-----------------------------------|--------------|------------|
|            |   |             | Un-assessed culti-vable land. | Land not available for cultivation. |  |   | Cultivable assessed land. |                            | Government.                       |              |            |
|            |   |             |                               | Un-culti-vable.                     | Assigned for special and public uses including Forest. | Used for buildings and other N. A. purposes not including plots within village site or city survey. | Un-occupied.              | Free or specially reduced. | Ordinary.                         | Restrict-ed. | Alienated. |
| 1          | 2   | 3           | 4                             | 5                                   | 6  | 7   | 8                         | 9                          | 10                                | 11           | 12         |
|            | <b>SOUTHERN DIVISION.</b>                       | Acres.      | Acres.                        | Acres.                              | Acres.   | Acres.  | Acres.                    | Acres.                     | Acres.                            | Acres.       | Acres.     |
| 1          | Belgaum ...                                     | 2,536,668   | 35,349                        | 53,772                              | Others... 116,542<br>Forest... 431,069                 | 1,947   | 35,700                    | 264                        | 1,141,552                         | 5,873        | 985,130    |
| 2          | Bijapur ...                                     | 3,652,915   | 20,000                        | 122,751                             | Others... 73,493<br>Forest... 176,989                  | 385   | 27,524                    | 524                        | 2,157,440                         | 16,839       | 1,056,570  |
| 3          | Dhárwár ...                                     | 2,878,572   | 12,443                        | 60,733                              | Others... 163,184<br>Forest... 243,457                 | 644   | 40,797                    | 160                        | 1,589,210                         | 12,221       | 757,024    |
| 4          | Kánara ...                                      | 2,525,018   | 1,011                         | 48,190                              | Others... 21,181<br>Forest... 2,072,663                | 171   | 42,217                    | 1,484                      | 838,331                           | 4,586        | 684        |
| 5          | Kolába ...                                      | 1,387,459   | 20,164                        | 195,647                             | Others... 36,527<br>Forest... 331,228                  | 641   | 2,651                     | 717                        | 732,158                           | 57           | 77,669     |
| 6          | Ratnágiri ...                                   | 2,563,560   | 7,375                         | 704,918                             | Others... 17,793<br>Forest... 14,339                   | 217   | 2,067                     | 4,725                      | 1,591,118                         | 4,320        | 215,657    |
|            | Extra Territorial ...                           | 6,212       | ...                           | 63                                  | .....  | .....   | ...                       | ...                        | 3,013                             | ...          | 3,136      |
|            | <b>Total for Southern Division</b> ...          | 15,851,733  | 96,341                        | 1,216,104                           | Others... 428,730<br>Forest... 3,268,755<br>3,697,475  | 3,405   | 151,046                   | 7,864                      | 7,538,492                         | 43,896       | 3,097,180  |
|            | <b>Total for Southern Division for 1919-20.</b> | 15,851,943  | 100,142                       | 1,216,516                           | Others... 419,761<br>Forest... 3,273,747<br>3,693,506  | 3,260   | 150,900                   | 9,170                      | 7,536,340                         | 44,231       | 3,097,876  |
|            | <b>BOMBAY SUBURBAN DIVISION.</b>                |             |                               |                                     | Others... 15,530<br>Forest... 3,985                    |   |                           |                            |                                   |              |            |
| 1          | Bombay Suburban.                                | 96,075      | 5,149                         | 6,577                               | 19,514   | 733   | 414                       | 1,717                      | 26,432                            | 65           | 37,479     |
|            | <b>Total for the previous year</b> ..           | 96,077      | 5,661                         | 6,493                               | 19,471   | 714   | 416                       | 1,767                      | 26,030                            | 65           | 37,460     |
|            | <b>Total for the Presidency proper.</b> ...     | 48,538,627  | 3,72,151                      | 4,304,629                           | 9,889,823  | 20,078  | 726,500                   | 568,003                    | 23,791,560                        | 1,049,300    | 7,615,673  |
|            | <b>Total for 1919-20</b> ...                    | 48,539,748  | 376,479                       | 4,306,507                           | 9,883,802  | 20,367  | 724,101                   | 540,614                    | 23,781,465                        | 1,049,695    | 7,646,718  |

## Incidence of Land Revenue Assessment on area and population in each district

| Nature of Tenure.  |                   | Total area less Indian States. | Deduct.                  |   | Balance, i.e., fully assessed area for which returns are available. |             | Total Revenue from land (excluding cesses) of District (column 2). |
|--------------------|-------------------|--------------------------------|--------------------------|---|---|-------------|--|
| District.          | Nature of Tenure. |                                | Area not fully assessed. | Area for which the returns required for this Table are not available. | Total.  | Cultivated. |  |
|                    | 1                 | 2                              | 3(a)                     | 3(b)  | 4(a)  | 4(b)        | 5  |
| NORTHERN DIVISION. |                   | Acres.                         | Acres.                   | Acres.  | Acres.  | Acres.      | Rs.  |
| Ahmedabad          | Rayatwari         | 1,156,496                      | 674,675                  | ...   | 481,921   | 808,841     | } 17,25,585  |
|                    | Zamindari         | 1,801,589                      | 448,523                  | 17,050  | 835,966   | 319,005     |  |
| Kaira              | Rayatwari         | 961,192                        | 493,306                  | 7   | 467,879   | 869,095     | } 21,88,968  |
|                    | Zamindari         | 65,914                         | 64,892                   | 1,022   | .....   | .....       |  |
| Panch Mahals       | Rayatwari         | 751,960                        | 491,801                  | ...   | 260,159   | 212,705     | } 9,87,280   |
|                    | Zamindari         | 275,986                        | 109,208                  | ...   | 166,778   | 139,012     |  |
| Broach             | Rayatwari         | 924,670                        | 493,089                  | ...   | 436,631   | 406,124     | } 22,05,632  |
|                    | Zamindari         | 4,991                          | 4,291                    | ...   | .....   | .....       |  |
| Surat              | Rayatwari         | 1,056,381                      | 888,655                  | ...   | 667,729   | 640,691     | } 25,23,483  |
|                    | Zamindari         | 1,870                          | 454                      | ...   | 1,418   | .....       |  |
| Thana              | Rayatwari         | 2,190,453                      | 1,334,781                | 12  | 855,660   | 501,067     | } 14,16,711  |
|                    | Zamindari         | 1,137                          | 639                      | 498   | .....   | .....       |  |
| Total              | ...               | 8,691,892                      | 4,509,264                | 18,589  | 4,174,039   | 2,697,440   | 1,04,47,957  |
| CENTRAL DIVISION.  |                   |                                |                          |   |   |             |  |
| West Khandesh      | Rayatwari         | 3,479,824                      | 2,061,941                | ...   | 1,417,883   | 1,165,425   | 20,80,284  |
| East Khandesh      | Do.               | 2,908,690                      | 917,860                  | 189,672   | 1,801,158   | 1,712,061   | 31,91,043  |
| Nasik              | Do.               | 3,769,878                      | 1,691,865                | ...   | 2,078,008   | 1,208,526   | 19,39,869  |
| Ahmednagar         | Do.               | 4,241,680                      | 1,673,792                | ...   | 2,568,088   | 1,402,073   | 19,95,465  |
| Poona              | Do.               | 3,428,007                      | 1,516,946                | ...   | 1,911,061   | 1,310,699   | 16,42,343  |
| Sholapur           | Do.               | 2,916,103                      | 785,718                  | ...   | 2,130,385   | 1,793,484   | 13,06,772  |
| Satara             | Do.               | 3,142,744                      | 1,735,886                | ...   | 1,406,858   | 1,117,119   | 20,51,760  |
| Total              | ...               | 23,837,121                     | 10,384,008               | 189,672   | 13,318,441  | 9,649,337   | 1,42,07,519  |

The incidence of land revenue per head of population is Rs. 2-5-6 (column 7) against Rs. 2-0-5 for the year 1915-16. The incidence in revenue owing to introduction of revision survey settlements. Incidence per acre of land revenue on (1) fully assessed culturable

## No. IV.—DISTRICT FORM IV.

in the Northern and Central Divisions in the year ending 31st July 1921.

| Population of District (column 2). | Total revenue from land per head of population (columns 5 and 6). | Land Revenue assessed on fully assessed area (column 4 (a)). | Incidence per acre of land revenue (column 5) on fully assessed area (column 4). |                                  | Population of fully assessed area. | Land Revenue Assessment per head of population of fully assessed area (columns 8 and 11). | inhabitants.     |                       |
|------------------------------------|---|--|--|----------------------------------|------------------------------------|---|------------------|-----------------------|
|                                    |   |  | For total area.  | For cultivated area.             |                                    |   | Number of towns. | Aggregate population. |
| 6                                  | 7   | 8  | 9  | 10                               | 11                                 | 12  | 13               | 14                    |
|                                    | Rs. a. p.   | Rs.  | Rs. a. p.  | Rs. a. p.                        |                                    | Rs. a. p.   | Rs.              |                       |
| 8,90,911                           | 1 15 0  | { 9,98,765<br>3,65,958                                       | 2 1 1<br>0 7 5   | 3 3 8<br>1 2 4                   | 6,47,192<br>1,86,667               | 1 8 8<br>1 15 4   | } 2              | 39,000                |
| 7,10,982                           | 8 1 3   | 15,69,141  | 3 5 8  | 4 4 0                            | 6,39,843                           | 2 7 3   | } 5              | 83,139                |
| 8,74,860                           | 1 0 6   | { 2,59,799<br>45,637   | 0 15 11<br>0 4 4   | 1 3 6<br>0 5 3                   | 2,50,780<br>71,623                 | 1 0 7<br>0 10 2   | } 2              | 48,074                |
| 8,07,745                           | 7 2 8   | 16,94,982  | 3 14 1   | 4 3 6                            | 3,01,618                           | 5 9 11  | } 2              | 52,521                |
| 6,74,951                           | 3 11 1  | 22,37,936  | 3 5 6  | 3 7 10<br>Figures not available. | 6,53,044                           | 3 6 10  | } 2              | 1,34,482              |
| 7,59,916                           | 1 13 10   | 12,61,071  | 1 7 7  | 2 8 3                            | 7,35,456                           | 1 10 5  | } 3              | 52,656                |
| 37,18,765                          | 2 12 11   | 8,483,289  | 2 0 3  | 2 14 6                           | 34,86,173                          | 2 11 4  | 16               | 4,04,872              |
| 6,41,847                           | 3 3 10  | 19,41,471  | 1 5 10   | 1 10 7                           | 5,73,121                           | 3 6 2   | 2                | 40,017                |
| 10,75,837                          | 2 15 5  | 29,48,228  | 1 10 3   | 1 11 7                           | 10,75,837                          | 2 12 0  | 10               | 1,47,585              |
| 8,32,576                           | 2 5 9   | 17,58,622  | 0 13 5   | 1 7 3                            | 7,05,658                           | 2 7 10  | 4                | 99,253                |
| 7,31,552                           | 2 11 6  | 17,93,250  | 0 11 2   | 1 4 6                            | 6,60,653                           | 2 11 5  | 2                | 52,445                |
| 10,09,033                          | 1 11 0  | 14,25,530  | 0 11 11  | 1 1 5                            | 8,62,588                           | 1 10 5  | 2                | 1,59,762              |
| 7,42,010                           | 1 12 2  | 11,53,741  | 0 8 8  | 0 10 8                           | 7,08,590                           | 1 10 1  | 3                | 1,59,590              |
| 10,26,259                          | 1 15 11   | 16,34,257  | 1 2 5  | 1 7 5                            | 7,79,697                           | 2 1 8   | 3                | 40,495                |
| 60,59,114                          | 2 5 6   | 1,26,55,099  | 0 15 2   | 1 5 0                            | 53,60,134                          | 2 5 9   | 26               | 6,99,147              |

of land revenue per head of population of fully assessed area is Rs. 2-5-9 (column 12) against Rs. 1-12-3. The increase is due to increase area (column 9) and (2) cultivated area (column 10) increased by Re. 0-1-7 and Re. 0-3-3, respectively.

## APPENDIX No. IV.—DISTRICT FORM IV—continued.

*Incidence of the Land Revenue Assessment on Area and Population in the Southern Division in the Revenue year ending 31st July 1921.*

| Tenure Groups.            | Total area by Survey.   | Deduct                              |   | Balance; that is fully assessed area for which returns are available. |  | Total L. R. (excluding L. F. of District. | Population of District.         | Total L. R. per head of population (5) ÷ (6). | L. R. assessed on fully assessed area (12). | Incidence per acre of L. R. (8) on fully assessed area (4). |                          | L. R. assessment per head of population of fully assessed area (8) ÷ (6). | Towns of over 10,000 inhabitants. |                       |
|---------------------------|-------------------------|-------------------------------------|---|---|--|---|---------------------------------|---|---|---|--------------------------|---|-----------------------------------|-----------------------|
|                           |                         | Area not fully assessed.            | Area for which the returns are not available. | Total.  | Cultivated.  |   |                                 |   |   | (a) For total area.   | (b) For cultivated area. |   | No. of towns.                     | Aggregate population. |
| 1                         | 2                       | 3(a)                                | 3(b)  | 4(a)  | 4(b)   | 5   | 6                               | 7   | 8   | 9   | 10                       | 11  | 12                                | 13                    |
| Sources of the figures.   | Acres. T. F. VIII-A (8) | Acres. T. F. VIII-A 4+5+6+7+8+9+12. | Acres.  | Acres. T. F. VIII-A 10+11.  | Acres. Last col. 4 (a) minus T. F. XX (5) (Khalsa only). | Rs. T. F. VIII-B 8+9+10+11.               | T. F. XXI. Tenure Group Totals. | Rs. a. p.                                     | Rs. T. F. VIII-B (8).                       | Rs. a. p.   | Rs. a. p.                | Rs. a. p.   |                                   |                       |
| <b>SOUTHERN DIVISION.</b> |                         |                                     |   |   |  |   |                                 |   |   |   |                          |   |                                   |                       |
| <b>BELGAUM.</b>           |                         |                                     |   |   |  |   |                                 |   |   |   |                          |   |                                   |                       |
| <i>Surveyed.</i>          |                         |                                     |   |   |  |   |                                 |   |   |   |                          |   |                                   |                       |
| Rayatwari                 | 2,824,799               | 1,181,465                           | ...   | 1,143,324   | 907,094  | 17,88,356                                 | 761,151                         | ...   | 13,33,987                                   | ...   | ...                      | ...   | 3                                 | 73,730                |
| Non-rayatwari             | ...                     | ...                                 | ...   | ...   | ...  | ...                                       | ...                             | ...   | ...   | ...   | ...                      | ...   | ...                               | ...                   |
| A. Permanently settled... | ...                     | ...                                 | ...   | ...   | ...  | ...                                       | ...                             | ...   | ...   | ...   | ...                      | ...   | ...                               | ...                   |
| B. Temporarily settled... | ...                     | ...                                 | ...   | ...   | ...  | ...                                       | ...                             | ...   | ...   | ...   | ...                      | ...   | ...                               | ...                   |
| Alienated                 | 486,830                 | 483,022                             | ...   | 3,808   | 3,141  | 67,686                                    | 162,186                         | ...   | 5,437                                       | ...   | ...                      | ...   | ...                               | ...                   |
| <i>Unsurveyed.</i>        |                         |                                     |   |   |  |   |                                 |   |   |   |                          |   |                                   |                       |
| Non-rayatwari             | ...                     | ...                                 | ...   | ...   | ...  | ...                                       | ...                             | ...   | ...   | ...   | ...                      | ...   | ...                               | ...                   |
| A. Permanently settled... | ...                     | ...                                 | ...   | ...   | ...  | ...                                       | ...                             | ...   | ...   | ...   | ...                      | ...   | ...                               | ...                   |
| B. Temporarily settled... | ...                     | ...                                 | ...   | ...   | ...  | ...                                       | ...                             | ...   | ...   | ...   | ...                      | ...   | ...                               | ...                   |
| Alienated                 | 25,069                  | 24,776                              | ...   | 293   | 175  | 11,315                                    | 29,659                          | ...   | 340   | ...   | ...                      | ...   | ...                               | ...                   |
| <b>total</b>              | <b>2,836,688</b>        | <b>1,689,263</b>                    | ...   | <b>1,147,425</b>  | <b>910,400</b>   | <b>18,67,657</b>                          | <b>952,906</b>                  | <b>1 15 4</b>                                 | <b>13,44,773</b>                            | <b>1 2 0</b>  | <b>1 7 8</b>             | <b>1 6 7</b>  | <b>3</b>                          | <b>73,730</b>         |
| <b>BHARPUR.</b>           |                         |                                     |   |   |  |   |                                 |   |   |   |                          |   |                                   |                       |
| <i>Surveyed.</i>          |                         |                                     |   |   |  |   |                                 |   |   |   |                          |   |                                   |                       |
| 1. Rayatwari              | 3,236,759               | 1,066,693                           | ...   | 2,170,076   | 1,861,764  | 15,54,272                                 | 710,876                         | ...   | 12,25,937                                   | ...   | ...                      | ...   | 4                                 | 78,120                |
| 2. Non-rayatwari          | ...                     | ...                                 | ...   | ...   | ...  | ...                                       | ...                             | ...   | ...   | ...   | ...                      | ...   | ...                               | ...                   |
| A. Permanently settled... | ...                     | ...                                 | ...   | ...   | ...  | ...                                       | ...                             | ...   | ...   | ...   | ...                      | ...   | ...                               | ...                   |
| B. Temporarily settled... | ...                     | ...                                 | ...   | ...   | ...  | ...                                       | ...                             | ...   | ...   | ...   | ...                      | ...   | ...                               | ...                   |
| 3. Alienated              | 404,171                 | 401,187                             | ...   | 3,014   | 2,962  | 52,957                                    | 84,169                          | ...   | 2,672                                       | ...   | ...                      | ...   | ...                               | ...                   |
| <i>Unsurveyed.</i>        |                         |                                     |   |   |  |   |                                 |   |   |   |                          |   |                                   |                       |
| 4. Non-rayatwari          | ...                     | ...                                 | ...   | ...   | ...  | ...                                       | ...                             | ...   | ...   | ...   | ...                      | ...   | ...                               | ...                   |
| A. Permanently settled... | ...                     | ...                                 | ...   | ...   | ...  | ...                                       | ...                             | ...   | ...   | ...   | ...                      | ...   | ...                               | ...                   |
| B. Temporarily settled... | ...                     | ...                                 | ...   | ...   | ...  | ...                                       | ...                             | ...   | ...   | ...   | ...                      | ...   | ...                               | ...                   |
| 5. Alienated              | 11,985                  | 10,796                              | ...   | 1,189   | 1,147  | 1,713                                     | 1,631                           | ...   | 403   | ...   | ...                      | ...   | ...                               | ...                   |
| <b>Total</b>              | <b>3,652,915</b>        | <b>1,478,636</b>                    | ...   | <b>2,174,279</b>  | <b>1,863,573</b>   | <b>16,08,942</b>                          | <b>796,876</b>                  | <b>2 0 4</b>                                  | <b>12,29,012</b>                            | <b>0 9 1</b>  | <b>0 10 6</b>            | <b>1 8 8</b>  | <b>4</b>                          | <b>78,120</b>         |
| <b>DHARWAR.</b>           |                         |                                     |   |   |  |   |                                 |   |   |   |                          |   |                                   |                       |
| <i>Surveyed.</i>          |                         |                                     |   |   |  |   |                                 |   |   |   |                          |   |                                   |                       |
| 1. Rayatwari              | 2,690,531               | 1,094,762                           | ...   | 1,595,769   | 1,463,440  | 29,14,825                                 | 959,804                         | ...   | 22,80,664                                   | ...   | ...                      | ...   | 5                                 | 155,390               |
| 2. Non-rayatwari          | ...                     | ...                                 | ...   | ...   | ...  | ...                                       | ...                             | ...   | ...   | ...   | ...                      | ...   | ...                               | ...                   |
| A. Permanently settled... | ...                     | ...                                 | ...   | ...   | ...  | ...                                       | ...                             | ...   | ...   | ...   | ...                      | ...   | ...                               | ...                   |
| B. Temporarily settled... | ...                     | ...                                 | ...   | ...   | ...  | ...                                       | ...                             | ...   | ...   | ...   | ...                      | ...   | ...                               | ...                   |
| 3. Alienated              | 184,034                 | 178,723                             | ...   | 5,306   | 4,913  | 28,119                                    | 52,666                          | ...   | 6,782                                       | ...   | ...                      | ...   | ...                               | ...                   |
| <i>Unsurveyed.</i>        |                         |                                     |   |   |  |   |                                 |   |   |   |                          |   |                                   |                       |
| 4. Non-rayatwari          | ...                     | ...                                 | ...   | ...   | ...  | ...                                       | ...                             | ...   | ...   | ...   | ...                      | ...   | ...                               | ...                   |
| A. Permanently settled... | ...                     | ...                                 | ...   | ...   | ...  | ...                                       | ...                             | ...   | ...   | ...   | ...                      | ...   | ...                               | ...                   |
| B. Temporarily settled... | ...                     | ...                                 | ...   | ...   | ...  | ...                                       | ...                             | ...   | ...   | ...   | ...                      | ...   | ...                               | ...                   |
| 5. Alienated              | 4,307                   | 3,801                               | ...   | 506   | 504  | 2,901                                     | 24,424                          | ...   | 1,057                                       | ...   | ...                      | ...   | ...                               | ...                   |
| <b>Total</b>              | <b>2,879,872</b>        | <b>1,277,291</b>                    | ...   | <b>1,601,581</b>  | <b>1,468,968</b>   | <b>29,45,946</b>                          | <b>1,036,924</b>                | <b>2 12 5</b>                                 | <b>22,88,633</b>                            | <b>1 6 10</b>   | <b>1 8 11</b>            | <b>2 3-4</b>  | <b>5</b>                          | <b>155,390</b>        |

## APPENDIX No. IV.—DISTRICT FORM IV—continued.

| Tenure Groups.                        | Total area by Survey. | Deduct                   |   | Balance; that is fully assessed area for which returns are available. |                  | Total L. R. (excluding L. F. of District. | Population of District. | Total L. R. per head of population (5)÷(6). | L. R. assessed on fully assessed area (4a). | Incidence per acre of L. R. (3) on fully assessed area (4). |                          | L. R. assessment per head of population of fully assessed area (5)÷(6). | Towns of over 10,000. Inhabitants. |                       |
|---------------------------------------|-----------------------|--------------------------|---|---|------------------|---|-------------------------|---|---|---|--------------------------|---|------------------------------------|-----------------------|
|                                       |                       | Area not fully assessed. | Area for which the returns are not available. | Total.  | Cultivated.      |   |                         |   |   | (a) For total area.   | (b) For cultivated area. |   | No. of towns.                      | Aggregate population. |
| 1                                     | 2                     | 3(a)                     | 3(b)  | 4(a)  | 4(b)             | 5   | 6                       | 7   | 8   | 9   | 10                       | 11  | 12                                 | 13                    |
| <b>SOUTHERN DIVISION—concluded.</b>   |                       |                          |   |   |                  |   |                         |   |   |   |                          |   |                                    |                       |
| <b>KANARA. Surveyed.</b>              |                       |                          |   |   |                  |   |                         |   |   |   |                          |   |                                    |                       |
| 1. Rayatwari                          | 2,526,018             | 2,187,501                | ...   | 338,517   | 236,030          | 10,14,778                                 | 401,727                 | ...   | 9,99,114                                    | ...   | ...                      | ...   | ...                                | ...                   |
| 2. Non-rayatwari                      | ...                   | ...                      | ...   | ...   | ...              | ...                                       | ...                     | ...   | ...   | ...   | ...                      | ...   | ...                                | ...                   |
| A. Permanently settled...             | ...                   | ...                      | ...   | ...   | ...              | ...                                       | ...                     | ...   | ...   | ...   | ...                      | ...   | ...                                | ...                   |
| B. Temporarily settled...             | ...                   | ...                      | ...   | ...   | ...              | ...                                       | ...                     | ...   | ...   | ...   | ...                      | ...   | ...                                | ...                   |
| 3. Alienated                          | ...                   | ...                      | ...   | ...   | ...              | ...                                       | ...                     | ...   | ...   | ...   | ...                      | ...   | ...                                | ...                   |
| <i>Unsurveyed.</i>                    |                       |                          |   |   |                  |   |                         |   |   |   |                          |   |                                    |                       |
| 1. Non-rayatwari                      | ...                   | ...                      | ...   | ...   | ...              | ...                                       | ...                     | ...   | ...   | ...   | ...                      | ...   | ...                                | ...                   |
| A. Permanently settled...             | ...                   | ...                      | ...   | ...   | ...              | ...                                       | ...                     | ...   | ...   | ...   | ...                      | ...   | ...                                | ...                   |
| B. Temporarily settled...             | ...                   | ...                      | ...   | ...   | ...              | ...                                       | ...                     | ...   | ...   | ...   | ...                      | ...   | ...                                | ...                   |
| 2. Alienated                          | ...                   | ...                      | ...   | ...   | ...              | ...                                       | ...                     | ...   | ...   | ...   | ...                      | ...   | ...                                | ...                   |
| <b>Total</b>                          | <b>2,526,018</b>      | <b>2,187,501</b>         | ...   | <b>338,517</b>  | <b>236,030</b>   | <b>10,14,778</b>                          | <b>401,727</b>          | <b>2 8 5</b>                                | <b>9,99,114</b>                             | <b>2 15 2</b>   | <b>4 3 8</b>             | <b>2 7 10</b>   | ...                                | ...                   |
| <b>KOLADA. Surveyed.</b>              |                       |                          |   |   |                  |   |                         |   |   |   |                          |   |                                    |                       |
| 1. Rayatwari                          | 707,813               | 574,594                  | ...   | 423,289   | 236,713          | 1,018,606                                 | 366,856                 | ...   | 9,84,027                                    | ...   | ...                      | ...   | ...                                | ...                   |
| 2. Non-rayatwari                      | ...                   | ...                      | ...   | ...   | ...              | ...                                       | ...                     | ...   | ...   | ...   | ...                      | ...   | ...                                | ...                   |
| A. Permanently settled...             | ...                   | ...                      | ...   | ...   | ...              | ...                                       | ...                     | ...   | ...   | ...   | ...                      | ...   | ...                                | ...                   |
| B. Temporarily settled...             | 615,344               | 217,469                  | ...   | 297,555   | 110,898          | 3,27,985                                  | 162,175                 | ...   | 3,09,332                                    | ...   | ...                      | ...   | ...                                | ...                   |
| 3. Alienated                          | 9,142                 | 8,138                    | ...   | 1,004   | 1,004            | 4,449                                     | 4,978                   | ...   | ...   | ...   | ...                      | ...   | ...                                | ...                   |
| <i>Unsurveyed.</i>                    |                       |                          |   |   |                  |   |                         |   |   |   |                          |   |                                    |                       |
| 1. Non-rayatwari                      | ...                   | ...                      | ...   | ...   | ...              | ...                                       | ...                     | ...   | ...   | ...   | ...                      | ...   | ...                                | ...                   |
| A. Permanently settled...             | ...                   | ...                      | ...   | ...   | ...              | ...                                       | ...                     | ...   | ...   | ...   | ...                      | ...   | ...                                | ...                   |
| B. Temporarily settled...             | 9,294                 | ...                      | 9,294   | ...   | ...              | 479                                       | 1,641                   | ...   | 24,860                                      | ...   | ...                      | ...   | ...                                | ...                   |
| 2. Alienated                          | 53,866                | ...                      | 55,796  | 68  | 65               | 34,170                                    | 27,292                  | ...   | ...   | ...   | ...                      | ...   | ...                                | ...                   |
| <b>Total</b>                          | <b>1,337,459</b>      | <b>600,161</b>           | <b>65,092</b>                                 | <b>722,216</b>  | <b>348,630</b>   | <b>13,85,659</b>                          | <b>562,942</b>          | <b>2 7 5</b>                                | <b>13,15,839</b>                            | <b>1 13 3</b>   | <b>3 19 6</b>            | <b>2 5 6</b>  | ...                                | ...                   |
| <b>HATNAGINI. Surveyed.</b>           |                       |                          |   |   |                  |   |                         |   |   |   |                          |   |                                    |                       |
| 1. Rayatwari                          | 659,560               | 259,158                  | ...   | 400,672   | 159,212          | 3,58,327                                  | 427,416                 | ...   | 3,44,415                                    | ...   | ...                      | ...   | 4                                  | 66,413                |
| 2. Non-rayatwari                      | ...                   | ...                      | ...   | ...   | ...              | ...                                       | ...                     | ...   | ...   | ...   | ...                      | ...   | ...                                | ...                   |
| A. Permanently settled...             | ...                   | ...                      | ...   | ...   | ...              | ...                                       | ...                     | ...   | ...   | ...   | ...                      | ...   | ...                                | ...                   |
| B. Temporarily settled...             | 1,724,848             | 526,158                  | ...   | 1,198,690   | ...              | 5,34,434                                  | 647,190                 | ...   | 5,26,318                                    | ...   | ...                      | ...   | ...                                | ...                   |
| 3. Alienated                          | 70,349                | 69,555                   | ...   | 794   | 761              | 7,002                                     | 33,718                  | ...   | 66  | ...   | ...                      | ...   | ...                                | ...                   |
| <i>Unsurveyed.</i>                    |                       |                          |   |   |                  |   |                         |   |   |   |                          |   |                                    |                       |
| 1. Non-rayatwari                      | ...                   | ...                      | ...   | ...   | ...              | ...                                       | ...                     | ...   | ...   | ...   | ...                      | ...   | ...                                | ...                   |
| A. Permanently settled...             | ...                   | ...                      | ...   | ...   | ...              | ...                                       | ...                     | ...   | ...   | ...   | ...                      | ...   | ...                                | ...                   |
| B. Temporarily settled...             | ...                   | ...                      | ...   | ...   | ...              | ...                                       | ...                     | ...   | ...   | ...   | ...                      | ...   | ...                                | ...                   |
| 2. Alienated                          | 109,512               | ...                      | 108,505                                       | ...   | ...              | 3,937                                     | 40,920                  | ...   | ...   | ...   | ...                      | ...   | ...                                | ...                   |
| <b>Total</b>                          | <b>2,563,569</b>      | <b>654,901</b>           | <b>108,505</b>                                | <b>1,600,156</b>  | <b>159,973</b>   | <b>9,03,700</b>                           | <b>1,154,944</b>        | <b>0 19 6</b>                               | <b>8,70,799</b>                             | <b>0 8 8</b>  | <b>5 7 1</b>             | <b>0 19 1</b>   | <b>4</b>                           | <b>66,413</b>         |
| <b>DIVISIONAL ABSTRACT. Surveyed.</b> |                       |                          |   |   |                  |   |                         |   |   |   |                          |   |                                    |                       |
| 1. Rayatwari                          | 12,235,370            | 6,164,123                | ...   | 6,071,647   | 4,864,252        | 36,49,364                                 | 3,627,330               | 2 6 2                                       | 71,73,414                                   | 1 2 11  | 1 7 7                    | 1 15 11   | 16                                 | 3,73,667              |
| 2. Non-rayatwari                      | ...                   | ...                      | ...   | ...   | ...              | ...                                       | ...                     | ...   | ...   | ...   | ...                      | ...   | ...                                | ...                   |
| A. Permanently settled...             | ...                   | ...                      | ...   | ...   | ...              | ...                                       | ...                     | ...   | ...   | ...   | ...                      | ...   | ...                                | ...                   |
| B. Temporarily settled...             | 2,240,192             | 743,647                  | ...   | 1,496,545   | 110,898          | 8,62,419                                  | 809,365                 | 1 1 1                                       | 8,35,250                                    | 0 8 11  | 7 8 8                    | 1 0 6   | ...                                | ...                   |
| 3. Alienated                          | 1,154,526             | 1,140,600                | ...   | 13,926  | 12,781           | 1,60,213                                  | 342,747                 | 0 7 6                                       | 14,937                                      | ...   | ...                      | ...   | ...                                | ...                   |
| <i>Unsurveyed.</i>                    |                       |                          |   |   |                  |   |                         |   |   |   |                          |   |                                    |                       |
| 1. Non-rayatwari                      | ...                   | ...                      | ...   | ...   | ...              | ...                                       | ...                     | ...   | ...   | ...   | ...                      | ...   | ...                                | ...                   |
| A. Permanently settled...             | ...                   | ...                      | ...   | ...   | ...              | ...                                       | ...                     | ...   | ...   | ...   | ...                      | ...   | ...                                | ...                   |
| B. Temporarily settled...             | 9,294                 | ...                      | 9,294   | ...   | ...              | 479                                       | 1,641                   | 0 4 8                                       | 24,860                                      | ...   | ...                      | ...   | ...                                | ...                   |
| 2. Alienated                          | 905,739               | 39,374                   | 164,303                                       | 2,056   | 1,891            | 54,036                                    | 124,126                 | 2 4 9                                       | 1,809                                       | ...   | ...                      | ...   | ...                                | ...                   |
| <b>Total</b>                          | <b>15,345,921</b>     | <b>8,067,744</b>         | <b>173,597</b>                                | <b>7,554,174</b>  | <b>4,939,822</b> | <b>37,26,511</b>                          | <b>4,905,709</b>        | <b>1 8 2</b>                                | <b>80,51,370</b>                            | <b>1 1 0</b>  | <b>1 9 10</b>            | <b>1 10 3</b>   | <b>16</b>                          | <b>3,73,667</b>       |

The incidence of land revenue per head of population for Government rayatwari villages is Rs. 2-6-2 against Rs. 2-4-5 in the last quinquennium. This rise is due to increase in revenue owing to introduction of revision survey settlements.

## APPENDIX No. IV.—DISTRICT FORM IV—concluded.

*Incidence of the Land Revenue Assessment on Area and Population in Bombay Suburban Division in the Revenue year ending 31st July 1921.*

| Tenure Groups.                                 | Total area by Survey.   | Deduct                              |   | Balance; that is fully assessed area for which returns are available* |  | Total L. R. (excluding L. F.) of District. | Population of District.        | Total L. R. per head of population. (b)+(5). | L. R. assessed on fully assessed area (4a). | Incidence per acre of L. R. 8) on fully assessed area (4). |                          | L. R. assessment per head of population of fully assessed area (8)+(5). | Towns of over 10,000 inhabitants. |                       |
|--|-------------------------|-------------------------------------|---|---|--|--|--------------------------------|--|---|--|--------------------------|---|-----------------------------------|-----------------------|
|  |                         | Area not fully assessed.            | Area for which the returns are not available. | Total.  | Cultivated.  |  |                                |  |   | (a) For total area.  | (b) For cultivated area. |   | No. of towns.                     | Aggregate population. |
| 1  | 2                       | 3 (a)                               | 3 (b)   | 4 (a)   | 4 (b)  | 5  | 6                              | 7  | 8   | 9  | 10                       | 11  | 12                                | 13                    |
| Sources of the figures.                        | Acres. T. F. VIII-A (3) | Acres. T. F. VIII A 4+5+6+7+8+9+12. | Acres.  | Acres. T. F. VIII-A 10+11.  | Acres. Last col. 4 (a) minus T. F. XX (5) (khalsa only). | Rs. T. F. VIII-B 8+9+10+11.                | T. F. XXI Tenure Group Totals. | Rs. a. p.                                    | Rs. T. F. VIII-B (8).                       | Rs. a. p.  | Rs. a. p.                | Rs. a. p.   |                                   |                       |
| <b>SURVEYED.</b>                               |                         |                                     |   |   |  |  |                                |  |   |  |                          |   |                                   |                       |
| (1) Rayatwari ...                              | 43,649                  | 25,038                              | ...   | 18,610  | 13,223   | ...  | ...                            | ...  | 66,487                                      | 3 9 0  | 5 0 0                    | 40 9 3  | 2                                 | 89,363 1,03.6         |
| (2) Non-Rayatwari—<br>"a" Permanently settled. | 5,733                   | 2,442                               | ...   | 3,290   | 1,107  | ...  | ...                            | ...  | 5,857                                       | 1 12 6   | 4 14 5                   | 1 0 4   | ...                               | ...                   |
| "b" Temporarily settled.                       | 2,641                   | 1,131                               | ...   | 1,510   | 1,135  | ...  | ...                            | ...  | 3,125                                       | 2 1 1  | 2 12 0                   | ...   | ...                               | ...                   |
| (3) Alienated ...                              | 30,529                  | 29,384                              | ...   | 1,145   | 1,131  | ...  | ...                            | ...  | Land Revenue remitted Rs. 21,223.           |  | ...                      | ...   | ...                               | ...                   |
| <b>UNSURVEYED.</b>                             |                         |                                     |   |   |  |  |                                |  |   |  |                          |   |                                   |                       |
| (4) Non-Rayatwari—<br>"a" Permanently settled. | 8,563                   | 636                                 | 2,027   | ...   | ...  | ...  | ...                            | ...  | ...   | ...  | ...                      | ...   | ...                               | ...                   |
| "b" Temporarily settled.                       | 224                     | 97                                  | 127   | ...   | ...  | ...  | ...                            | ...  | ...   | ...  | ...                      | ...   | ...                               | ...                   |
| ( Alienated ...                                | 11,537                  | 11,143                              | 894   | ...   | ...  | ...  | ...                            | ...  | ...   | ...  | ...                      | ...   | ...                               | ...                   |
| Total ...                                      | 96,076                  | 69,671                              | 3,448   | 24,756  | 16,657   | 1,80,308                                   | 1,64,923                       | 1 9 7  | 75,470                                      | ...  | ...                      | ...   | 2                                 | 39,363 1.11.          |

**APPENDIX No. V.**

## APPENDIX No. IV.—DISTRICT FORM IV—concluded.

*Incidence of the Land Revenue Assessment on Area and Population in Bombay Suburban Division in the Revenue year ending 31st July 1921.*

| Tenure Groups.             | Total area by Survey.   | Deduct                              |   | Balance: that is fully assessed area for which returns are available |  | Total L. R. (excluding L. F.) of District. | Population of District.         | Total L. R. per head of population. (6)+(7). | L. R. assessed on fully assessed area (4a). | Incidence per acre of L. R. 8) on fully assessed area (4). |                          | L. R. assessment per head of population of fully assessed area (8)+(9). | Towns of over 10,000 inhabitants. |                       |
|----------------------------|-------------------------|-------------------------------------|---|--|--|--|---------------------------------|--|---|--|--------------------------|---|-----------------------------------|-----------------------|
|                            |                         | Area not fully assessed.            | Area for which the returns are not available. | Total.   | Cultivated.  |  |                                 |  |   | (a) For total area.  | (b) For cultivated area. |   | No. of towns.                     | Aggregate population. |
| 1                          | 2                       | 3 (a)                               | 3 (b)   | 4 (a)  | 4 (b)  | 5  | 6                               | 7  | 8   | 9  | 10                       | 11  | 12                                | 13                    |
| Sources of the figures.    | Acres. T. F. VIII-A (3) | Acres. T. F. VIII A 4+5+6+7+8+9+12. | Acres.  | Acres. T. F. VIII-A 10+11.   | Acres. Last col. 4 (a) minus T. F. XX (5) (kbalsa only). | Rs. T. F. VIII-B 8+9+10+11.                | T. F. XXI. Tenure Group Totals. | Rs. a. p.                                    | Rs. T. F. VIII-B (8).                       | Rs. a. p.  | Rs. a. p.                | Rs. a. p.   |                                   |                       |
| <b>SURVEYED.</b>           |                         |                                     |   |  |  |  |                                 |  |   |  |                          |   |                                   |                       |
| Rayatwari ...              | 43,849                  | 25,038                              | ...   | 18,810   | 13,923   | ...  | ...                             | ...  | 66,467                                      | 3 9 0  | 5 0 0                    | 40 9 3  | 2                                 | 89,963 1,03,61        |
| Non-Rayatwari—             |                         |                                     |   |  |  |  |                                 |  |   |  |                          |   |                                   |                       |
| " a " Permanently settled. | 5,733                   | 2,442                               | ...   | 3,290  | 1,197  | ...  | ...                             | ...  | 5,857                                       | 1 12 6   | 4 14 5                   | 1 0 4   | ...                               | 5,7                   |
| " b " Temporarily settled. | 2,641                   | 1,131                               | ...   | 1,510  | 1,136  | ...  | ...                             | ...  | 3,126                                       | 9 1 1  | 2 12 0                   | ...   | ...                               | 2,4                   |
| Alienated ...              | 30,529                  | 29,384                              | ...   | 1,146  | 1,131  | ...  | ...                             | ...  | Land Revenue remitted Rs. 21,223.           |  | ...                      | ...   | ...                               | ...                   |
| <b>UNSURVEYED.</b>         |                         |                                     |   |  |  |  |                                 |  |   |  |                          |   |                                   |                       |
| Non-Rayatwari—             |                         |                                     |   |  |  |  |                                 |  |   |  |                          |   |                                   |                       |
| " a " Permanently settled. | 8,563                   | 636                                 | 2,927   | ...  | ...  | ...  | ...                             | ...  | ...   | ...  | ...                      | ...   | ...                               | ...                   |
| " b " Temporarily settled. | 224                     | 97                                  | 127   | ...  | ...  | ...  | ...                             | ...  | ...   | ...  | ...                      | ...   | ...                               | ...                   |
| Alienated ...              | 11,537                  | 11,143                              | 394   | ...  | ...  | ...  | ...                             | ...  | ...   | ...  | ...                      | ...   | ...                               | ...                   |
| <b>Total ...</b>           | <b>98,076</b>           | <b>69,671</b>                       | <b>3,448</b>                                  | <b>24,756</b>  | <b>16,687</b>  | <b>1,80,909</b>                            | <b>1,64,923</b>                 | <b>1 9 7</b>                                 | <b>75,470</b>                               | ...  | ...                      | ...   | <b>2</b>                          | <b>89,363 1,11,1</b>  |



**APPENDIX No. V.**

## Return of Major and Minor Coercive Processes in the Districts of the Northern, Central,

| 1                                | District.                               | Notices.       |                       |                       | Chauthai Fine.       |                       |               | Distraint of Moveables. |                       |                | Forfeiture and sale of |               |               |               |            |             |            |
|----------------------------------|---|----------------|-----------------------|-----------------------|----------------------|-----------------------|---------------|-------------------------|-----------------------|----------------|------------------------|---------------|---------------|---------------|------------|-------------|------------|
|                                  |   | Number issued. | For how much arrears. | Fees to be recovered. | Number of Kabjodars. | For how much arrears. | Penalty.      | Number of Kabjodars.    | For how much arrears. | Sale proceeds. | Number of cases.       | Arrears.      | Area.         | Assessment.   | Sold.      |             |            |
|                                  |   |                |                       |                       |                      |                       |               |                         |                       |                |                        |               |               |               | Area.      | Assessment. | Proceeds.  |
| 2                                | 3                                       | 4              | 5                     | 6                     | 7                    | 8                     | 9             | 10                      | 11                    | 12             | 13                     | 14            | 15            | 16            | 17         | 18          |            |
| <b>Northern Division.</b>        |   |                |                       |                       |                      | Rs.                   | Rs.           |                         |                       |                |                        |               | Acres.        | Rs.           | Acres      | Rs.         | Rs.        |
| 1                                | Abmedabad ...                           | 352            | 10,802                | 149                   | 1                    | 20                    | 5             | 20                      | 809                   | 315            | 26                     | 444           | 292           | 341           | ...        | ...         | ...        |
| 2                                | Kaira ...                               | 594            | 12,224                | 236                   | 29                   | 621                   | 98            | 21                      | 483                   | 11             | 1                      | 924           | 203           | 578           | ...        | ...         | ...        |
| 3                                | Panch Mahals...                         | 451            | 2,607                 | 170                   | 4                    | 138                   | 34            | ...                     | ...                   | ...            | ...                    | ...           | ...           | ...           | ...        | ...         | ...        |
| 4                                | Broach ...                              | 2,404          | 474,682               | 992                   | ...                  | ...                   | ...           | 2                       | 110                   | 9              | 10                     | 212           | 23            | 68            | ...        | ...         | ...        |
| 5                                | Surat ...                               | 352            | 7,988                 | 150                   | 11                   | 241                   | 55            | 1                       | 163                   | 156            | 7                      | 110           | 20            | 96            | ...        | ...         | ...        |
| 6                                | Thana ...                               | 1,577          | 82,602                | 627                   | 156                  | 3,850                 | 622           | ...                     | ...                   | ...            | 4                      | 46            | 18            | 28            | 3          | 9           | 27         |
|                                  | <b>Total ...</b>                        | <b>5,730</b>   | <b>548,085</b>        | <b>2,323</b>          | <b>201</b>           | <b>4,870</b>          | <b>814</b>    | <b>44</b>               | <b>1,555</b>          | <b>484</b>     | <b>48</b>              | <b>1,736</b>  | <b>546</b>    | <b>1,131</b>  | <b>3</b>   | <b>9</b>    | <b>27</b>  |
| <b>Central Division.</b>         |   |                |                       |                       |                      |                       |               |                         |                       |                |                        |               |               |               |            |             |            |
| 1                                | Ahmednagar ...                          | 1              | 750                   | 1                     | 13                   | 164                   | 39            | 1                       | 9                     | 8              | ...                    | ...           | ...           | ...           | ...        | ...         | ...        |
| 2                                | East Khandesh.                          | 2,970          | 51,968                | 1,979                 | 93                   | 4,777                 | 1,189         | 11                      | 890                   | 321            | ...                    | ...           | ...           | ...           | ...        | ...         | ...        |
| 3                                | West Khandesh.                          | 6,360          | 110,940               | 2,203                 | 167                  | 4,000                 | 1,013         | 37                      | 2,125                 | 425            | 27                     | 607           | 741           | 374           | ...        | ...         | ...        |
| 4                                | Nasik ...                               | 26             | 944                   | 11                    | 38                   | 804                   | 192           | 18                      | 605                   | 606            | 15                     | 208           | 219           | 138           | ...        | ...         | ...        |
| 5                                | Poona ...                               | 43             | 2,780                 | 19                    | 359                  | 5,596                 | 1,340         | 42                      | 122                   | 353            | 21                     | 107           | 175           | 109           | 31         | 11          | 97         |
| 6                                | Satara ...                              | 127            | 639                   | 58                    | 137                  | 1,747                 | 366           | 9                       | 197                   | 3              | ...                    | ...           | ...           | ...           | ...        | ...         | ...        |
| 7                                | Sholapur ...                            | 13             | 842                   | 6                     | ...                  | ...                   | ...           | 1                       | 18                    | 18             | ...                    | ...           | ...           | ...           | ...        | ...         | ...        |
|                                  | <b>Total ...</b>                        | <b>8,440</b>   | <b>168,771</b>        | <b>3,637</b>          | <b>806</b>           | <b>17,187</b>         | <b>4,139</b>  | <b>110</b>              | <b>3,897</b>          | <b>1,644</b>   | <b>63</b>              | <b>1,012</b>  | <b>1,135</b>  | <b>621</b>    | <b>31</b>  | <b>11</b>   | <b>97</b>  |
| <b>Southern Division.</b>        |   |                |                       |                       |                      |                       |               |                         |                       |                |                        |               |               |               |            |             |            |
| 1                                | Bolgaum ...                             | 56             | 1,294                 | 30                    | 3,861                | 43,064                | 3,793         | 8                       | 124                   | 16             | 25                     | 718           | * 591         | 595           | 23         | 12          | 17         |
| 2                                | Bijapur ...                             | 202            | 6,078                 | 80                    | 36                   | 844                   | 70            | 4                       | 23                    | 17             | 28                     | 569           | † 404         | 260           | ...        | ...         | ...        |
| 3                                | Dharwar ...                             | 1,107          | 20,647                | 478                   | 445                  | 8,608                 | 1,886         | 16                      | 548                   | 50             | 272                    | 11,237        | ‡ 9,560       | 12,220        | 12         | 24          | 44         |
| 4                                | Kanara ...                              | 210            | 3,978                 | 80                    | 789                  | 16,874                | 1,688         | 49                      | 1,038                 | 140            | 75                     | 2,711         | § 1,092       | 2,033         | 247        | 344         | 528        |
| 5                                | Kolaba ...                              | 64             | 6,965                 | 35                    | 65                   | 3,036                 | 375           | 17                      | 994                   | 53             | 15                     | 587           | ¶ 325         | 660           | ...        | ...         | ...        |
| 6                                | Ratnagiri ...                           | 17             | 1,869                 | 8                     | 142                  | 2,739                 | 307           | 33                      | 1,391                 | 146            | ...                    | ...           | ...           | ...           | ...        | ...         | ...        |
|                                  | <b>Total ...</b>                        | <b>1,686</b>   | <b>52,032</b>         | <b>709</b>            | <b>5,338</b>         | <b>76,045</b>         | <b>8,119</b>  | <b>123</b>              | <b>4,017</b>          | <b>423</b>     | <b>415</b>             | <b>15,931</b> | <b>11,971</b> | <b>15,777</b> | <b>223</b> | <b>380</b>  | <b>569</b> |
| <b>Bombay Suburban Division.</b> |   |                |                       |                       |                      |                       |               |                         |                       |                |                        |               |               |               |            |             |            |
| 1                                | Bombay Suburban.                        | 952            | 49,658                | 886                   | 11                   | 216                   | 53            | ...                     | ...                   | ...            | 7                      | 78            | 6             | 52            | ...        | ...         | ...        |
|                                  | <b>Total for the Presidency proper.</b> | <b>16,808</b>  | <b>8,18,546</b>       | <b>7,055</b>          | <b>6,356</b>         | <b>98,818</b>         | <b>13,125</b> | <b>285</b>              | <b>9,460</b>          | <b>2,550</b>   | <b>633</b>             | <b>18,647</b> | <b>18,658</b> | <b>17,591</b> | <b>316</b> | <b>400</b>  | <b>613</b> |

DISTRICT FORM VI.

Southern and Bombay Suburban Divisions in the Revenue year ending 31st July 1921.

| occupancy, S. 153.      |             |                        |             | Other Immovable Property, S. 155. |          |        |             |        |             |           |                 | Arrests and imprisonments, S. 157. | Remarks. |
|-------------------------|-------------|------------------------|-------------|-----------------------------------|----------|--------|-------------|--------|-------------|-----------|-----------------|------------------------------------|----------|
| Restored on new Tenure. |             | Remaining as G. waste. |             | Number of cases.                  | Arrears. | Area.  | Assessment. | Sold.  |             |           | Bought in by G. |                                    |          |
| Area.                   | Assessment. | Area.                  | Assessment. |                                   |          |        |             | Area.  | Assessment. | Proceeds. |                 |                                    |          |
| 19                      | 20          | 21                     | 22          | 23                                | 24.      | 25     | 26          | 27     | 28          | 29        | 30              | 31                                 | 32       |
| Acres.                  | Rs.         | Acres.                 | Rs.         |                                   |          | Acres. | Rs.         | Acres. | Rs.         |           |                 |                                    |          |
| ...                     | ...         | 292                    | 341         | ...                               | ...      | ...    | ...         | ...    | ...         | ...       | ...             | ...                                | ...      |
| ...                     | ...         | 203                    | 576         | 1                                 | 266      | 2      | 8           | 2      | 8           | 275       | ...             | ...                                | ...      |
| ...                     | ...         | ...                    | ...         | ...                               | ...      | ...    | ...         | ...    | ...         | ...       | ...             | ...                                | ...      |
| ...                     | ...         | 23                     | 88          | ...                               | ...      | ...    | ...         | ...    | ...         | ...       | ...             | ...                                | ...      |
| ...                     | ...         | 90                     | 98          | ...                               | ...      | ...    | ...         | ...    | ...         | ...       | ...             | ...                                | ...      |
| ...                     | ...         | 16                     | 19          | ...                               | ...      | ...    | ...         | ...    | ...         | ...       | ...             | ...                                | ...      |
| ...                     | ...         | 543                    | 1,123       | 1                                 | 266      | 2      | 8           | 2      | 8           | 275       | ...             | ...                                | ...      |
| ...                     | ...         | ...                    | ...         | 2                                 | 904      | 99     | 108         | 99     | 108         | 1,555     | ...             | ...                                | ...      |
| ...                     | ...         | ...                    | ...         | ...                               | ...      | ...    | ...         | ...    | ...         | ...       | ...             | ...                                | ...      |
| ...                     | ...         | 741                    | 574         | ...                               | ...      | ...    | ...         | ...    | ...         | ...       | ...             | ...                                | ...      |
| ...                     | ...         | 219                    | 138         | ...                               | ...      | ...    | ...         | ...    | ...         | ...       | ...             | ...                                | ...      |
| ...                     | ...         | 144                    | 98          | ...                               | ...      | ...    | ...         | ...    | ...         | ...       | ...             | ...                                | ...      |
| ...                     | ...         | ...                    | ...         | ...                               | ...      | ...    | ...         | ...    | ...         | ...       | ...             | ...                                | ...      |
| ...                     | ...         | 1,104                  | 610         | 2                                 | 904      | 99     | 108         | 99     | 108         | 1,555     | ...             | ...                                | ...      |
| ...                     | ...         | 359                    | 260         | ...                               | ...      | ...    | ...         | ...    | ...         | ...       | ...             | ...                                | ...      |
| ...                     | ...         | ...                    | ...         | ...                               | ...      | ...    | ...         | ...    | ...         | ...       | ...             | ...                                | ...      |
| ...                     | ...         | 3,155                  | 8,963       | ...                               | ...      | ...    | ...         | ...    | ...         | ...       | ...             | ...                                | ...      |
| ...                     | ...         | 708                    | 1,232       | ...                               | ...      | ...    | ...         | ...    | ...         | ...       | ...             | ...                                | ...      |
| ...                     | ...         | ...                    | ...         | ...                               | ...      | ...    | ...         | ...    | ...         | ...       | ...             | ...                                | ...      |
| ...                     | ...         | 4,222                  | 5,455       | ...                               | ...      | ...    | ...         | ...    | ...         | ...       | ...             | ...                                | ...      |
| ...                     | ...         | 6                      | 52          | ...                               | ...      | ...    | ...         | ...    | ...         | ...       | ...             | ...                                | ...      |
| ...                     | ...         | 5,675                  | 7,239       | 3                                 | 1,170    | 101    | 116         | 101    | 116         | 1,630     | ...             | ...                                | ...      |

\* An area of 177 acres was released from forfeiture on payment of arrears before sale, and sale proceedings were in progress as regards 32 acres.

† An area of 315 acres was released from forfeiture on payment of arrears before sale, and sale proceedings were in progress as regards 89 acres.

‡ In 91 cases (6,365 acres) arrears were paid before sale but orders for restoration were not issued before close of the year and sale proceedings were in progress as regards 27 acres.

§ An area of 124 acres was released from forfeiture on payment of arrears before sale, and sale proceedings were in progress as regards 13 acres.

¶ An area of 325 acres was released from forfeiture on payment of arrears before sale.

## APPENDIX No. VI.—DISTRICT FORM VII.

## Decennial Statement of Non-Rayatwari Tenures.

| Kind of Tenure.  | No. of estates or villages. | No. of holders or recognised share-holders. | Gross area in acres. | Government revenue from each tenure. |
|--|-----------------------------|---|----------------------|--------------------------------------|
| NORTHERN DIVISION.   |                             |   |                      | Rs.                                  |
| I.—Inams and Jaghirs holders of wholly or partly revenue free tenures— |                             |   |                      |                                      |
| Ahmedabad  | 50                          | 89  | 126,351              | 1,29,519                             |
| Kaira  | 28                          | 39  | 27,302               | 5,314                                |
| Panch Mahals   | 76½                         | 131   | 120,146              | 89,144                               |
| Broach   | 15                          | 52  | 18,722               | 79,478                               |
| Surat  | 35                          | 96  | 41,346               | 1,55,632                             |
| Thana  | 63                          | 121   | 85,226               | 54,337                               |
| Total  | 267½                        | 478   | 419,093              | 5,12,424                             |
| II.—Non-Rayatwari—   |                             |   |                      |                                      |
| A.—Permanently settled—  |                             |   |                      |                                      |
| (i) Talukdari—   |                             |   |                      |                                      |
| Ahmedabad  | 81                          | 14  | 127,533              | 1,49,186                             |
| Kaira  | 30                          | 85  | 48,354               | 34,345                               |
| Total  | 61                          | 99  | 175,886              | 1,83,531                             |
| (ii) Khoti—  |                             |   |                      |                                      |
| Thana  | 4                           | 5   | 1,137                | 1,894                                |
| Total  | 4                           | 5   | 1,137                | 1,894                                |
| (iii) Other leases (Udhad Jamabandi)—                                  |                             |   |                      |                                      |
| Kaira  | 3                           | 3   | 7,351                | 4,940                                |
| Broach   | 3                           | 2   | 4,291                | 17,666                               |
| Surat  | 4                           | 5   | 1,670                | 9,746                                |
| Total  | 10                          | 10  | 13,512               | 32,352                               |
| B.—Temporarily settled—  |                             |   |                      |                                      |
| (i) Talukdari—   |                             |   |                      |                                      |
| Ahmedabad  | 319                         | 3,946                                       | 1,037,857            | 10,54,491                            |
| Kaira  | 2                           | 1   | 6,062                | 2,900                                |
| Panch Mahals   | 28½                         | 64  | 174,003              | 1,02,796                             |
| Total  | 349½                        | 4,011                                       | 1,217,922            | 11,60,187                            |
| (ii) Mehvasi—  |                             |   |                      |                                      |
| Ahmedabad  | 41                          | 62  | 79,363               | 69,363                               |
| Panch Mahals   | 21                          | 95  | 41,039               | 29,024                               |
| Total  | 62                          | 157   | 120,402              | 98,387                               |
| (iii) Other leases (Kauli, etc.)—                                      |                             |   |                      |                                      |
| Ahmedabad  | 14                          | 4   | 55,787               | 67,283                               |
| Kaira  | 2                           | 11  | 4,146                | 4,760                                |
| Panch Mahals   | 5                           | 4   | 60,974               | 36,787                               |
| Total  | 21                          | 19  | 121,907              | 1,08,830                             |
| Total of Class II—Non-Rayatwari  | 507½                        | 4,301                                       | 1,550,766            | 15,85,186                            |
| Grand Total  | 775                         | 4,779                                       | 2,069,850            | 20,97,610                            |

| Kind of Tenure.  | No. of estates or villages. | No. of holders or recognized share-holders. | Gross area in acres. | Government revenue from each tenure. |
|--|-----------------------------|---|----------------------|--------------------------------------|
| <b>CENTRAL DIVISION.</b>   |                             |   |                      |                                      |
| Rs.  |                             |   |                      |                                      |
| Holders of wholly or partly revenue-free tenures—                      |                             |   |                      |                                      |
| Ahmednagar ... ..  | 140½                        | 210   | 530,466              | 3,31,622                             |
| East Khandesh ... ..   | 65½                         | 49  | 190,697              | 1,41,997                             |
| West Khandesh ... ..   | 48                          | 84  | 68,920               | 85,825                               |
| Nasik ... ..   | 161                         | 202   | 299,517              | 2,55,739                             |
| Poona ... ..   | 197½                        | 357   | 539,860              | 3,95,868                             |
| Satara ... ..  | 389                         | 10,582                                      | 648,745              | 6,13,973                             |
| Sholapur ... ..  | 50                          | 66  | 285,925              | 89,416                               |
| Divisional Total ...   | 1,046½                      | 11,500                                      | 2,564,130            | 19,14,440                            |
| <b>SOUTHERN DIVISION.</b>  |                             |   |                      |                                      |
| I.—Inams and Jaghirs—  |                             |   |                      |                                      |
| Holders of wholly or partly revenue-free tenure—                       |                             |   |                      |                                      |
| Belgaum ... ..   | 218                         | 480   | 511,898              | 4,14,442                             |
| Bijapur ... ..   | 161                         | 127   | 416,156              | 2,15,997                             |
| Dharwar ... ..   | 184                         | 353   | 198,340              | 2,06,809                             |
| Kanara ... ..  | .....                       | .....                                       | .....                | .....                                |
| Kolaba ... ..  | 92                          | 119   | 65,004               | 37,615                               |
| Ratnagiri ... ..   | 67                          | 73  | 150,878              | 65,543                               |
| Total ...  | 722                         | 1,152                                       | 13,32,276            | 9,40,406                             |
| II.—Non-Rayatwari—   |                             |   |                      |                                      |
| B.—Temporarily settled—  |                             |   |                      |                                      |
| Kolaba ... ..  | 1                           | 1   | 9,293                | 479                                  |
| Ratnagiri ... ..   | .....                       | .....                                       | .....                | .....                                |
| Total ...  | 1                           | 1   | 9,293                | 479                                  |
| (ii) Khoti—  |                             |   |                      |                                      |
| Kolaba ... ..  | 471                         | 2,607                                       | 515,348              | 3,15,912                             |
| Ratnagiri ... ..   | 943                         | 12,525                                      | 1,655,243            | 5,39,214                             |
| Total ...  | 1,414                       | 15,132                                      | 21,70,586            | 8,49,126                             |
| Grand Total ...  | 2,137                       | 16,285                                      | 3,512,155            | 17,90,011                            |
| <b>BOMBAY SUBURBAN DIVISION.</b>                                       |                             |   |                      |                                      |
| I.—Inams and Jaghirs holders of wholly or partly revenue-free tenures. |                             |   |                      |                                      |
| Total ...  | 34                          | 12  | 42,066               | 72,214                               |
| II.—Non-Rayatwari—   |                             |   |                      |                                      |
| A.—Permanently settled—  |                             |   |                      |                                      |
| (i) Talukdari ... ..   | .....                       | .....                                       | .....                | .....                                |
| (ii) Khoti ... ..  | 11                          | 4   | 9,296                | 23,446                               |
| (iii) Mehwasi ... ..   | .....                       | .....                                       | .....                | .....                                |
| (iv) Other leases (Udhad Jamabandi etc.) ... ..                        | .....                       | .....                                       | .....                | .....                                |
| B.—Temporary settled—  |                             |   |                      |                                      |
| (i) Talukdari ... ..   | .....                       | .....                                       | .....                | .....                                |
| (ii) Khoti ... ..  | 3                           | 3   | 2,864                | 7,388                                |
| (iii) Mehwasi ... ..   | .....                       | .....                                       | .....                | .....                                |
| (iv) Other leases (kntuli, etc.) ... ..                                | .....                       | .....                                       | .....                | .....                                |
| Total ...  | 14                          | 7   | 12,160               | 30,834                               |
| Grand Total ...  | 48                          | 19  | 54,226               | 1,03,048                             |
| Total for the Presidency proper ...                                    | 4,006½                      | 32,583                                      | 8,200,370            | 59,05,109                            |

## LAND REVENUE ADMINISTRATION REPORT.

## B—SIND.

J. L. RIEU, Esq., C.S.I., I.C.S., Commissioner in Sind.

## 1. Season.

The season under report was an extremely unsatisfactory one. So late as the 9th June the gauge reading at Bukkur had reached only 5·5 feet, and the fair irrigation level of 13 feet was not attained till the 15th July. This level and over was maintained for a period of 30 days, *i.e.*, until the 15th August, when the river began to decline steadily, with the result that the level at Bukkur on the 31st August was only 6·5 feet and on the 15th and 30th September 5·5 feet and 4·5 feet respectively. On the Kotri gauge the level of 17 feet, which is the fair irrigation level for that gauge, was first registered on the 11th July. This level and over was maintained for 49 days against 81 days in 1919, 39 days in 1918, 73 days in 1917 and 64 days, the average of the previous three years. The highest readings for the year were 15 feet on the Bukkur gauge on the 4th August, and 21·4 feet on the Kotri gauge on the 8th August, as compared with 14·7 feet and 22·4 feet on the Bukkur and Kotri gauges respectively in the previous year and the recorded absolute maximum readings on these gauges of 17·9 feet and 23·8 feet, respectively.

The seasonal rains were conspicuous by their absence. This fact, coupled with the late rise and early fall of the river, caused a general shrinkage of the area under kharif cultivation and also resulted in the withering of the late sown crops and the crops which required late waterings. The failure of the crops would have been on an even larger scale if the Public Works Department had not done their best to save the situation by rotations. The premature cessation of the inundation and the absence of rain also caused a great contraction of the area under rabi cultivation. These extremely adverse conditions greatly depressed the agriculturists of the province and severely strained their credit. This depression was particularly marked among the agriculturists of the Jamrao area, where the supply in the Jamrao was practically cut off by the heavy silting up of the Nara supply channel at its head, and also in the Desert and the Kohistan, which tracts are entirely dependent on rainfall. Relief measures in the shape of liberal remissions, substantial suspensions both of takavi and land revenue dues and the grant of takavi for maintenance and the purchase of fodder were resorted to throughout the province to alleviate the difficulties of agriculturists. The fallow rules were also suspended in certain talukas, and special concessions such as the grant of general remissions on the block system, the exclusion of fodder products from computation in assessing remissions, the grant of takavi on the joint bond system, and the suspension of repairs to boundary marks, were granted in certain talukas of the Larkana district. Active relief measures were also organised on behalf of the large number of Mekranis who immigrated into Karachi from across the Baluchistan border owing to the famine conditions prevailing in Mekran. These people were subsequently repatriated at Government expense after the good rains of the following season had rendered their return to their own country possible.

As a result of the poor inundation and the failure of the rains, there was very little grazing except for browsers such as camels and goats. In the Kohistan tracts the scarcity of grazing was so intense that cattle-owners were compelled to remove their animals wholesale to the riverain tracts, where they remained till nearly the end of the year. The growth of natural grass was very meagre. The failure of the juari and bajri crops led to a great scarcity of karbi. There was thus an acute and general deficiency of fodder. In the town of Karachi, fodder, which normally sells at Rs. 15 per thousand lbs., was selling at Rs. 60 per thousand. The situation in the province was eased to some slight extent by allowing free grazing in Government forests and Government waste lands and the free lopping of trees in the latter areas. The widespread effects of the fodder famine were, however, reflected in wretched condition of the cattle. The animals became terribly emaciated and there was very heavy mortality among them. The situation was aggravated by the almost general prevalence of cattle disease. The extent of this visitation can be judged from the fact that the total reported mortality among cattle from contagious diseases rose from 1,688 in the previous year to 10,564 in the

year under report. The actual losses of stock were, no doubt, considerably heavier. The principal cause was rinderpest, which accounted for 7,825 reported deaths. Among other contagious diseases, pleuro pneumonia was responsible for 1,937 deaths and anthrax for 355 deaths. With cattle disease so prevalent, much more extensive resort was had to preventive inoculation, and this visitation will have had at least one beneficial result, if it has impressed on the minds of the agricultural population the utility of this measure. The number of inoculations against rinderpest rose from 975 in the previous year to 20,473 during the year under report. Some 260 animals also were inoculated against anthrax and hæmorrhagic septicæmia. These extensive inoculations, no doubt, did much towards keeping down the mortality, as out of 20,635 inoculated animals only 121 are reported to have died. There is no perceptible improvement in the reporting of cattle diseases, as zamindars continue to be neglectful of their responsibilities and the tapadars also are remiss in this respect. The attention of the district officers has been called to this matter.

As might be expected, the physical conditions of the season were attended with a low malaria incidence. There was, however, an outbreak of influenza in the town of Karachi and other places, but it was severe neither in character nor in incidence. Small-pox also made its appearance, but the outbreak was of short duration and accounted for only 1,442 deaths, a relatively small number. There was a slight outbreak of cholera in Karachi, resulting in 33 deaths.

The annual recrudescence of plague in Karachi was less extensive than usual. The total number of attacks was 83, out of which 71 proved fatal. These figures are the lowest on record ever since plague first appeared in that city.

Quinine treatments were distributed freely as usual. The drug is steadily gaining in popularity as a prophylactic against malaria. Full use was made of the touring Sub-Assistant Surgeons on malarial duty. The medical aid given by them is highly appreciated by the people in the mofussil. On the other hand, the results obtained from the employment of whole-time Touring Medical Officers do not appear to be commensurate with the cost of their maintenance, and a proposal is under consideration for replacing them by a larger number of Sub-Assistant Surgeons whose individual pay would be considerably less.

### 3. Gross Revenue.

*(Column 6 of Appendix I.)*

The total figures under this head show a net increase of Rs. 8·91 lakhs or 2·31 per cent. over the preceding year's figures. The increase is contributed by all districts except Sukkur. The Thar Parkar district shows the largest increase, viz., Rs. 5·66 lakhs, due to changes in the rates of assessment. The increases of Rs. 1·73, 1·46, ·24 and ·09 lakhs in the Hyderabad, Karachi, Nawabshah and Larkana districts respectively are in greater part attributed to an increase in the amount of assessment on unoccupied cultivable and occupied fallow lands. The increase of Rs. 1·72 lakhs in the Upper Sind Frontier district is due partly to the revision of assessment rates, partly to an enhancement of the average rates, and partly to lands paying higher rates of assessment having been brought under cultivation. On the other hand, the decrease of Rs. 1·99 lakhs in the Sukkur district is mostly ascribed to rectification of errors, erosion and a reduction of the assessment on alienated lands and on Dubari and Khasmokal cultivation.

### 4. Alienations.

*(Column 9 of Appendix I.)*

There is a net decrease under this head of Rs. ·22 lakhs or ·90 per cent. over the figures of the previous year. The decrease is contributed by the Larkana, Nawabshah, Hyderabad and Karachi districts. Taking the districts individually, the largest decrease, viz., Rs. ·21 lakhs, occurs in the Nawabshah district, being due to increased cultivation in political inams. The decrease of Rs. ·03 lakhs in the Hyderabad district is due partly to the resumption of political inams and partly to increase of cultivation therein. The small falling off, viz., Rs. ·008 and ·002 lakhs in the Larkana and Karachi districts respectively is chiefly ascribed to an

increase in hakabo (water-rate in alienated lands) on account of the extension of cultivation in inam lands. On the other hand, the increases of Rs. '005, '02 and '01 lakhs in the Upper Sind Frontier, Sukkur and Thar Parkar districts respectively are attributed partly to the reduction of cultivation in inam lands and partly to the rectification of errors.

#### 5. Net Government Revenue.

(Column 13 of Appendix I.)

There is a decrease under this head of nearly 13·65 lakhs of rupees, or 12·06 per cent. over the previous year's figures. All districts contribute to this decrease which is mostly due to the shrinkage of cultivation owing to the low inundation and insufficient rainfall and to fallow forfeitures and fluctuations in the rates of assessment. Taking the districts individually, the Thar Parkar and Sukkur districts show decreases of Rs. 4·38 and 3·10 lakhs respectively. In the Upper Sind Frontier and Karachi districts the decreases come to Rs. '91 and '83 lakhs respectively. In each of the Larkana, Nawabshah and Hyderabad districts the decrease amounts to over one lakh of rupees. The figures in column 13 include "hakabo" levied on alienated holdings and credited to the Public Works Department. This item amounted to Rs. 78,647 during the year under report against Rs. 85,363 in the preceding year.

#### 6. Miscellaneous Government Revenue as shown in the Talebands.

(Column 16 of Appendix I.)

The provincial total under this head shows a net decrease of Rs. '40 lakhs, or 5·75 per cent. over the previous year's figures. This decrease is contributed by all the districts except Hyderabad. It is most marked (Rs. 55,000) in the Thar Parkar district being there ascribed to a reduction in the receipts from the sale of occupancy rights and the ghee tax and to the remission of panchari fees owing to scarcity of fodder. The decrease of Rs. 28,000 in the Nawabshah district is due to diminished realisations from miscellaneous items. In the Karachi district the decrease of about Rs. 25,500 is due to smaller receipts from grass and grazing fees and fines for unauthorized cultivation and for appropriating land to purposes unconnected with agriculture. The falling off of Rs. '09, '06 and '09 lakhs in the Upper Sind Frontier, Sukkur and Larkana districts respectively is attributed to diminished realisations from occupancy price fines for unauthorized cultivation, notice fees, sale of the produce of trees, fees for kilns and penalties under section 148 of the Land Revenue Code. On the other hand, the increase of Rs. '92 lakhs in the Hyderabad district is due mainly to enhanced realisations from occupancy price, notice fee, ground rent and other miscellaneous items.

The figures of revenue accruing from non-agricultural assessment for the year 1920-21 are as under :—

|                     |    |    |       |    | Rs.      |
|---------------------|----|----|-------|----|----------|
| Upper Sind Frontier | .. | .. | ..    | .. | 1,565    |
| Sukkur              | .. | .. | ..    | .. | 17,624   |
| Larkana             | .. | .. | ..    | .. | 228      |
| Nawabshah           | .. | .. | ..    | .. | 12,172   |
| Hyderabad           | .. | .. | ..    | .. | 1,45,633 |
| Thar Parkar         | .. | .. | ..    | .. | 2,006    |
| Karachi             | .. | .. | ..    | .. | 34,098   |
|                     |    |    |       |    | 2,13,326 |
|                     |    |    | Total | .. | 2,13,326 |

#### 7. Remissions.

(Column 20 of Appendix I.)

The total amount of land revenue remitted was Rs. 14·08 lakhs against Rs. 8·55 lakhs in the preceding year. The net increase of Rs. 5·52 lakhs or 64·72 per cent. over the preceding year's figures is shared in by all districts except Hyderabad



and Karachi, which show decreases of Rs. .82 and 1.03 lakhs respectively. The largest increase, viz., Rs. 2.19 lakhs occurs in the Larkana district. In the Upper Sind Frontier, Sukkur, Nawabshah and Thar Parkar districts the increases amount to Rs. 1.49, 1.80, .81 and 1.08 lakhs respectively. The increase in remissions in all these districts is attributed chiefly to the fact that remissions on account of insufficiency of water-supply which amounted to Rs. .62 lakhs in the previous year rose to Rs. 11.32 lakhs in the year under report owing to the bad inundation. There was also a reduction of Rs. 1.21 lakhs during the year as against *nil* in the previous year on account of the introduction of revision settlements, and this amount is included in the total amount of remissions.

The other principal causes of remission are shown below in comparison with the preceding year's figures :—

|                                       | 1919-20.  | 1920-21.   |
|---------------------------------------|-----------|------------|
| (1) Locusts and other insects .. .. . | .36 lakhs | .71 lakhs. |
| (2) Floods .. .. .                    | 4.06 ..   | .15 ..     |
| (3) Frost .. .. .                     | .90 ..    | .04 ..     |
| (4) Time-expired fallows .. .. .      | 1.41 ..   | .19 ..     |
| (5) Kalar .. .. .                     | .16 ..    | .07 ..     |
| (6) Adverse winds .. .. .             | .33 ..    | .25 ..     |
| (7) Fires .. .. .                     | .07 ..    | .0009 ..   |

The remissions under the head "other causes" were Rs. 12 lakhs against Rs. .53 lakhs in the previous year.

#### 8. Suspensions.

(Columns 33 and 35 of Appendix I.)

The amount of land revenue for which postponement was sanctioned was Rs. 5.86 lakhs against Rs. 1.80 lakhs in the previous year. Out of this former amount, Rs. 4.81 lakhs relate to the year under report and Rs. 1.05 lakhs to previous years. These figures are included in the balances outstanding at the close of the year and are dealt with in paragraph 11 below.

#### 9. Revenue for Collection.

(Column 21 of Appendix I.)

As a natural result of the poor inundation, the net revenue for collection after deducting remissions declined from Rs. 111.21 lakhs to Rs. 91.66 lakhs, i.e., by 17.58 per cent. Adding to this the previous year's balances (Rs. 2.29 lakhs), the total amount for collection during the year was Rs. 93.94 lakhs against 114.10 lakhs in the previous year.

#### 10. Collections.

(Columns 26, 29 and 32 of Appendix I.)

The collections on account of the current year's revenue amounted to Rs. 86.21 lakhs, or 94.05 per cent. of the demand, as against 110.05 lakhs or 98.96 per cent. in the preceding year. The percentages for the various districts are compared below :—

|                             | 1919-20. | 1920-21. |
|-----------------------------|----------|----------|
| Upper Sind Frontier .. .. . | 99.99    | 99.98    |
| Sukkur .. .. .              | 99.62    | 98.35    |
| Larkana .. .. .             | 99.56    | 99.81    |
| Nawabshah .. .. .           | 98.10    | 88.29    |
| Hyderabad .. .. .           | 98.07    | 95.94    |
| Thar Parkar .. .. .         | 99.67    | 73.46    |
| Karachi .. .. .             | 96.84    | 98.33    |

All the districts except Larkana and Karachi show a falling off in the collections in the year under report. The decrease in the Upper Sind Frontier district is inappreciable. In the other districts it is due to the unfavourable inundation, the failure of rains, and the stringency of the money market.

Collections on account of former years amounted to Rs. '97 lakhs out of a demand of Rs. 2·29 lakhs or 42·42 per cent. as against Rs. 1·46 lakhs or 50·59 per cent. in 1919-20. The respective percentages for the several districts are compared below :—

|                             | 1919-20. | 1920-21. |
|-----------------------------|----------|----------|
|                             | Rs.      | Rs.      |
| Upper Sind Frontier .. .. . | 89·48    | 100      |
| Sukkur .. .. .              | 77·68    | 85·41    |
| Larkana .. .. .             | 61·06    | 52·08    |
| Nawabshah .. .. .           | 59·84    | 42·89    |
| Hyderabad .. .. .           | 42·84    | 30·56    |
| Thar Parkar .. .. .         | 40·91    | 46·09    |
| Karachi .. .. .             | 39·63    | 39·36    |

Decreases occur in Larkana, Nawabshah, Hyderabad and Karachi districts. In the Karachi district it is very small. In the other districts also it is insignificant in view of the unfavourable circumstances of the year.

Under Government Resolution No. 5420, dated 20th August 1890, the collection of land revenue, including miscellaneous items not brought to account in the Jamabandi, are to be compared with the collections shown in the Accountant General's books. The difference amounts to Rs. 1,07,752 only and is explained in Statement A. There is an excess of Rs. 2,01,288 in the Accountant General's books which is due to—

- (1) the adjustment of errors,
- (2) over collections,
- (3) recoveries on account of future years,
- (4) recoveries on account of boundary marks and other items not included in District form No. I.

On the other hand, the figures in District form I show an increase of Rs. 93,536 due to (1) the adjustment of errors and (2) collections made in the preceding year on account of the year under report.

#### 11. Balances.

(Columns 33—37 of Appendix I and Appendix II.)

The total outstanding balance at the end of the year was Rs. 6·76 lakhs against Rs. 2·58 lakhs, or an increase of 161·81 per cent. on the figures of the previous year. It includes a sum of Rs. 3,013 shown in column 7 of appendix II, which consists mostly of amounts under correspondence or recommended for being remitted or written off. Out of the remaining balance, Rs. 18,844 have since been recovered, leaving the net balance for recovery at Rs. 6,54,938 of which Rs. 5,24,695 relate to the year under report and Rs. 1,30,243 to former years. The net balance is accounted for as under :—

|   | Rs.             |
|---|-----------------|
| (a) Under suspension .. .. .  | 5,62,453        |
| (b) Due from the Manager, Incumbered Estates and Court of Wards in Sind .. .. . | 33,981          |
| (c) Due on account of malkano recoverable in future years .. .. .               | 264             |
| (d) Under legal process for recovery .. .. .                                    | 58,240          |
| <b>Total .. .. .</b>  | <b>6,54,938</b> |

Leaving aside the case of the Upper Sind Frontier district where there are no suspensions, the net increase of Rs. 4,04,488 lakhs over last year's figure under (a)

is shared in by all districts except Karachi. Taking the districts individually, there were large increases in the cases of Sukkur (Rs. 11,790), Nawabshah (Rs. 1,22,194), Hyderabad (Rs. 27,212) and Thar Parkar (Rs. 2,58,853). The improvement noted during the last two years in the recovery of arrears due from the Manager of Incumbered Estates and the Court of Wards was maintained in the year under report, the outstandings being reduced from Rs. 50,508 to Rs. 33,981, or by 32·72 per cent. A comparison of the net recoverable balances for the several districts outstanding at the close of the year under report with those of the previous year shows that the Upper Sind Frontier district has a clean sheet to its credit for the sixth year in succession. The Sukkur, Larkana and Karachi districts show a reduction of 48·70, 89·82 and 63·43 per cent. respectively. It is only in the Nawabshah, Hyderabad and Thar Parkar districts that increases of Rs. 1,086, 12,299 and 27,772 respectively occur. In the Nawabshah district the increase is inappreciable. No reason has been shown for the increase in the Hyderabad district. Presumably it is due to the unfavourable season. For the increase in the Thar Parkar district the Jamesabad taluka is solely responsible. It is reported that the payment of the amount should have been suspended, but the Taluka Officer omitted to include it in his recommendations.

By Government Resolution No. 5140, dated the 22nd July 1890, the previous year's balances which were shown as recoverable in appendix II for the year 1919-20 and were not recovered during the year have to be separately accounted for. These balances decreased from Rs. 1,43,168 to Rs. 1,31,821 at the close of the year. Out of the latter sum, Rs. 66 have since been recovered, and Rs. 50 were written off after the end of the year. The sum of Rs. 1,462 is under correspondence for being written off. The remaining net balance of Rs. 1,30,243 is accounted for in Statement B.

## 12. Coercive Process.

### (Appendix VII.)

There is an increase in the number of notices issued under section 152 of the Land Revenue Code which is shared by Nawabshah, Hyderabad and Thar Parkar districts. In this respect the Thar Parkar district is the most conspicuous showing an increase of Rs. 7,626. The increases in Nawabshah and Hyderabad districts were Rs. 194 and 690 respectively. In all these districts the increase was due to the tightness of the money market and the circumstances of the season.

In view of the extremely unfavourable season, no action was taken under section 148 of the Land Revenue Code in any district except Karachi, where, however, only a very small number of cases occurred. There was a decrease from 166 to 48 in the number of distraints and sales of movable property under section 154 of the Land Revenue Code. The figures in column 17, representing forfeitures, mostly under the Sind fallow rules, show a reduction of 6,342 cases, due to the fact that during the year under report the operation of fallow rule no. 4 was suspended.

## 12A. Miscellaneous Revenue not included in the Talebands.

### (District Form X.)

The total amount of realisations under this head was Rs. 1,11,379 against Rs. 2,04,510 in the preceding year. The decrease is due to a falling off in the receipts on account of interest on takavi advances.

## 13. Area.

### (Appendix IV.)

There is a net decrease of 1,624 acres in the total area of the Province (column 3). Taking the districts individually the largest increase (2,408 acres) is in the Sukkur district, being due to erosion by the river. The decreases in the Nawabshah, Hyderabad and Thar Parkar districts are small and do not call for comment. That of 440 acres in the Karachi district is due to errors detected in the previous year's figures. On the other hand, the increases of 168 and 1,393 acres in the Upper Sind Frontier and Larkana districts respectively are due to the formation of kachas by the river.

All the districts excepting Larkana, Hyderabad and Thar Parkar show a decrease in the figures under column 4 (unassessed cultivable land) the aggregate being 68,000 acres. The largest decrease (70,337 acres) occurs in the Sukkur district and is mostly due to the rectification of errors. The decrease of 508 acres in the Upper Sind Frontier district is attributed to more extended eksali cultivation in unsurveyed dehs and to unauthorized cultivation. In the Nawabshah district the decrease of 2,376 acres is due to the transfer of land from the head "cultivable" to the head "uncultivable" and also to erosion. The decrease of 3,660 acres in the Karachi district is ascribed to an increase in cultivation in eksali and alienated lands. On the other hand, the increases of 1,641, 5,273 and 1,967 acres in the Larkana, Hyderabad and Thar Parkar districts respectively are mostly due to diminished cultivation on account of the low inundation and the absence of rains.

The column 5 (cultivable land) shows an increase of 92,941 acres which is shared by all the districts. The largest increase (74,041 acres) is in the Sukkur district and is attributed to the rectification of errors. The increase in the other districts is mostly due to decrease in eksali and unauthorized cultivation.

The subjoined table shows the area taken up permanently and relinquished in each district during the year under report :—

| District.                   | Area taken up             |   |        | Area thrown up including fallows. |
|-----------------------------|---------------------------|---|--------|-----------------------------------|
|                             | Unoccupied land taken up. | Unassessed land brought into occupation and assessed. | Total. |                                   |
|                             | Acres.                    | Acres.  | Acres. | Acres.                            |
| Upper Sind Frontier .. .. . | 3,834                     | 5   | 3,839  | 190                               |
| Sukkur .. .. .              | 2,877                     | 111   | 2,988  | 72                                |
| Larkana .. .. .             | 1,076                     | 247   | 1,323  | 204                               |
| Nawabshah .. .. .           | 4,741                     | 49  | 4,790  | 387                               |
| Hyderabad .. .. .           | 5,293                     | 24  | 5,317  | 96                                |
| Thar Parkar .. .. .         | 11,351                    | 6,178   | 17,539 | 130                               |
| Karachi .. .. .             | 8,578                     | 8   | 8,886  | 2                                 |
| Total, 1920-21 .. .. .      | 38,060                    | 6,622   | 44,682 | 1,081                             |
| 1919-20 .. .. .             | 40,963                    | 884   | 41,847 | 1,801                             |

The net increase of 2,835 acres in the area taken up is contributed by all the districts except Sukkur and Karachi. The increase in the Larkana district is small and calls for no comment. The increase of 1,293 acres in the Nawabshah district is due to the restoration of cancelled grants. In the Thar Parkar district the increase of 491 acres is ascribed to increased grants in the Thar division. The increases of 1,745 and 967 acres in the Upper Sind Frontier and Hyderabad districts respectively are attributed to the grant of fallow forfeited lands. In the Sukkur and Karachi districts the decreases of 659 and 1,110 acres respectively are explained by the fact that there were fewer applications for land grants on account of the deficiency of water supply.

The information required by Government Resolution No. 8294, dated the 20th November 1899, is given in the subjoined table :—

| District.                  | Area of land granted free of malkano. | Land granted on payment of malkano. |                  | Land sold by auction. |                  |
|----------------------------|---------------------------------------|-------------------------------------|------------------|-----------------------|------------------|
|                            |                                       | Area.                               | Amount obtained. | Area.                 | Amount obtained. |
| Upper Sind Frontier.. .. . | Area.                                 | Area.                               | Rs.              | ..                    | ..               |
| Sukkur .. .. .             | 393                                   | 867                                 | 1,168            | ..                    | ..               |
| Larkana .. .. .            | 435                                   | 2,553                               | 11,440           | ..                    | ..               |
| Nawabshah .. .. .          | 1,135                                 | 30                                  | 162              | ..                    | ..               |
| Hyderabad .. .. .          | 1,330                                 | 1,294                               | 3,459            | ..                    | ..               |
| Thar Parkar .. .. .        | 2                                     | 2,753                               | 12,892           | ..                    | ..               |
| Karachi .. .. .            | 14,796                                | 2,790                               | 21,639           | ..                    | ..               |
|                            | 70                                    | 7,503                               | 12,903           | ..                    | ..               |
| Total .. .. .              | 18,161                                | 17,790                              | 63,663           | ..                    | ..               |

The difference of 8,731 acres between the total of the areas accounted for in this table and the total given in column 4 of the preceding table represents the area of the fallow forfeited and relinquished lands restored to their original occupants. Of the total area granted free of malkano, 2,245 acres were given out on peasant terms on the Jamrao and the Nasrat Canals. The remaining area is composed of grants made by exchange or in lieu of land acquired for public purposes and also of grants made in the Desert division, where no occupancy price is charged. The aggregate realisations from malkano are smaller than in the previous year and the average rate per acre is Rs. 3-9-0 against Rs. 4-1-0 in the year 1919-20.

#### 14. Takavi.

##### (Appendix III.)

Takavi advances made during the year ending the 30th September 1921 amounted to Rs. 24.44 lakhs against Rs. 17.75 lakhs in the previous year. Of the former amount, Rs. 7.51 lakhs were advanced under the Land Improvement Loans Act and Rs. 16.93 lakhs under the Agricultuists' Loans Act, against Rs. 5.34 and Rs. 12.41 lakhs in the previous year. The increase of Rs. 6.69 lakhs is contributed by all the districts except Karachi. The largest increase (Rs. 4,03,903) occurs in the Thar Parkar district and is due to the liberal grants of takavi made at the commencement of the current abkalan season to relieve the serious situation created by the low inundation and the tightness of the money market. The increase of Rs. 38,300 in the Sukkur district is explained by the fact that grants were freely made for the sinking of wells, which are being specially encouraged in that district. In the Larkana district the increase of Rs. 48,027 is ascribed to liberal grants for increased cultivation undertaken in the current year owing to the good inundation. In the Nawabshah, Hyderabad and Upper Sind Frontier districts, the increases of Rs. 1,08,445, 41,564 and 58,569 respectively are attributed to the failure of crops consequent upon the low inundation and the absence of seasonal rains.

The total amount of advances inclusive of interest and the current year's balances was Rs. 63.45 lakhs against Rs. 60.56 lakhs in the former year. Out of this amount Rs. 11.06 lakhs or 17.43 per cent. were collected and Rs. .20 lakhs written off, against Rs. 23.35 lakhs or 38.55 per cent. collected and Rs. .49 lakhs written off in the previous year, leaving a balance of Rs. 52.18 lakhs (Rs. 48.03 lakhs principal and Rs. 4.15 lakhs interest) as against Rs. 36.72 lakhs (Rs. 33.74 lakhs principal and Rs. 2.98 lakhs interest) in the former year ending on the 30th September 1920. The percentage decrease in collections is due to the year having been unfavourable. The unauthorized arrears, which are accounted for in Statement C, amount to Rs. 1.81 lakhs against Rs. 1.03 lakhs in the previous year. The increase is not great and occurs only in the Hyderabad and Nawabshah districts. This fact is explained by the grant of liberal suspensions, the amount of these being Rs. 15.28 lakhs against Rs. 8.86 lakhs in the previous year.

The information required by paragraph 5 of Government of India's No. 2156-321-7 of the 3rd October 1901, regarding the amount of agricultural loan business is embodied in Statement D.

The inspection of takavi works was fairly satisfactory. In all, 64 cases of the misuse of loans were detected during the year, the immediate recovery of the loan being ordered in every case.

#### 15. Trade and Industries.

The abnormal conditions of the oversea trade of the port of Karachi continued to be maintained during the year. While the value of the import trade reached the unprecedentedly high figure of nearly Rs. 40 crores, almost double that of the previous year, the value of the export trade was only 23 crores, an amount far short of the normal. The phenomenal rise in the value of imports was due not to any quantitative increase, but to the effect of the low exchange, which operated to assign a much higher rupee value to imported articles, and to the general rise in prices. The sudden drop in the exchange reacted on trade with disastrous results, as importers, who, on the strength of the previous high exchange, had given

orders for large quantities of commodities, were unable to meet their drafts when exchange fell. The stocks shipped out remained in the possession of the banks and the indenting firms. The situation was aggravated by a slump in the value of raw materials, which are normally exported and preserve the balance of trade. The result was that there was an unparalleled trade depression, which continues to affect credit and to impede normal business. This is being attended by serious financial losses to numbers of the trading community. The slump in the prices of raw materials also affected seriously the extra provincial coasting trade. The value of the trade of the subordinate ports of Ketibunder and Sirganda was, however, nearly double that of the previous year, rising from 9.62 lakhs to 16.06 lakhs, a fact due to the removal of the restrictions on the export of rice by sea from the Lar.

The grain trade, which is the chief trade of the province, was adversely affected by the shortage of crops. The world factors, such as the stringency of the money market, the fluctuating exchange and the inflation of the prices of labour and materials, were further causes of depression in this trade. The export of cotton declined considerably owing to the poor yield of this crop. There was at the same time a fall in cotton prices due to the absence of demand. This fall, however, served as an inducement to the merchants to increase their stocks of ginned cotton, and ginning operations proceeded actively.

The occupation of the State of Bokhara by the Soviet Government has resulted in the complete extinction of the previously flourishing trade of Sind with that country, which was almost entirely in the hands of Shikarpuri merchants.

The Jacobabad-Kashmore Railway was reopened for traffic during the year, and the Larkana-Jacobabad Railway is nearing completion. The people of the Tando division are anxiously awaiting the reopening of the Hyderabad-Badin Railway, which was dismantled during the war.

The industries of rice boiling and husking suffered on account of the poor rice crop, several of the factories being entirely closed down. The cotton weaving factories at Shikarpur, Rohri and Mirpurkhas are flourishing. The hand-loom silk factory at Shikarpur and the wool factory at Mirpurkhas are also turning out good work. The projected Saraswati Spinning and Weaving Mills at Sukkur, the capital for which had been largely subscribed; failed owing to the difficulty of securing machinery. The agitation for the boycott of foreign cloth has given a certain impetus to the hand-loom weaving concerns, but these are handicapped by the high prices of aniline dyes and yarn. The high prices of dyes and yarn have also affected the manufacture of "lungis" at Tatta, "ajraks" and "chadars" at Mirpur Bathoro and the carpet industry at Bubak. The lacquer work industry is also suffering on account of the high cost of dyes. The blanket industry of the desert portion of the Thar Parkar district is flourishing.

The co-operative movement is making rapid headway in the province. A Co-operative Central Bank was started at Larkana and is reported to be doing good business. A similar bank was started at Nawabshah during the year. The Sind Industrial Co-operative Bank is doing useful work.

#### Extracts.

W. W. SMART, Esq., I.C.S., Collector of Karachi.

Trade conditions continued most abnormal during the year. Whilst the value of the overseas import trade of the port of Karachi for the financial year 1920-21 reached the unprecedentedly high figure of nearly Rs. 40 crores, almost double that of any previous year on record, the value of the overseas export trade was only 23 crores, very considerably short of the normal. The rise in the value of imports was not due to a quantitative increase over the normal but to the effect of the low exchange which resulted in a much higher rupee value being assigned to material as compared with the previous year and to the rise in prices as compared with the pre-war years. The violent and unexpected drop in the exchange value of the rupee was the dominating feature of the cause of trade during the period under review. Dealers were induced in the previous year when exchange had appreciated to contract for large quantities of merchandise without fixing exchange, but by the time the goods had arrived exchange had fallen to such an extent that drafts could not be met and large stocks remained in the hands of banks and indenting firms. This factor coupled with the slump in the value of raw materials which are normally exported and preserve the balance of trade has produced an unparalleled trade depression which continues to affect credits and to disorganise normal business. Deflation following upon war time inflation sums up the economic history of the year and as is inevitable, is being followed by

serious losses to large numbers of the trading community. The slump in the prices of raw material was also reflected in the course of the extra provincial coasting trade which seriously declined. The value of the trade of the subordinate ports of Keti Bunder and Sirganda was nearly double that of the previous year, rising from 9·62 lakhs to Rs. 16·06 lakhs. This tendency to return to normal conditions was due to the removal of restrictions on the exports of rice by sea from the Lar.

J. A. POPE, Esq., I.C.S., Collector of Sukkur.

Trade at Sukkur and Shikarpur, the two important centres in the district, had not escaped any more than the rest of the world from depressing conditions. In addition to the adverse effect of world factors, such as tightness of money, fluctuating exchange and high prices of labour and materials, Shikarpur has suffered the complete extinction of its previously flourishing trade with Bokhara since the Bolshevik occupation of that place. One of the biggest of the Shikarpuri firms failed in the beginning of the year and involved others in its downfall.

#### 16. Prices.

The prices of food grains showed a tendency to decline at the beginning of the year, but the unfavourable season and other contributory causes subsequently caused a rise. This movement, particularly in the case of wheat, was accentuated by the announcement of the decision to permit the export out of India of 400,000 tons of wheat. The price of this staple rose from Rs. 7 per maund in December to Rs. 10 per maund at the end of the year. The result was that only half the quantity allotted was purchased within the prescribed period. Speculative purchases by the more important firms also contributed to the rise in the price of this grain. The system of selling licenses for the export of rice to the Persian Gulf ports by auction was objected to on various grounds and was eventually replaced by a system of selected licensees.

The price of cleaned cotton declined in the beginning of the year from Rs. 30 to Rs. 22 per maund, but later reverted to approximately their original level. Those of cloth and the other necessaries of life continued to rule high. The high price of ghee was also maintained during the year owing to the unfavourable season and the high mortality among milch cattle, but the current year's good inundation coupled with copious rainfall has since caused a decline. The same factors are expected to bring down the high prices of food stuffs and other necessaries of life which are pressing hard on the middle classes. Their effect on the working classes was largely counteracted by the high rates of wages prevalent.

#### 17. Labour and Wages.

There was an appreciable increase in the rates of cart and camel hire owing to the prevailing high prices of almost all the necessaries of life and the scarcity of fodder. Wages naturally kept pace with the rise in prices, but the slump in trade caused a certain amount of unemployment, and consequently wages have now to some extent fallen. There was very little immigration of Kutchi and Tharri labour during the year, presumably owing to these people being able to make a living in their own country in consequence of favourable local agricultural conditions. There was no labour strike or other form of labour unrest in any part of the Province.

The Rent Act continued to be in operation in Karachi throughout the year and prevented the rise in rents that would otherwise have taken place owing to general causes and the extreme shortage of residential accommodation.

#### 18. Public feeling and the Press.

There has of late been a considerable relaxation of activity in the matter of picketing, but it is still premature to conjecture whether the partial success achieved by the movement will in any degree be lasting or will prove to be purely transient.

#### 19. Special matters.

There is little of special importance to note under this head.

His Excellency the Governor visited Karachi in March 1921, making a three days' stay.

A new Government loan was floated in August 1920, but it received comparatively little response from the people of the Province.

APPENDIX No. I.



## APPENDIX NO. I—DISTRICT FORM

Contrasted Statement exhibiting the Gross and Net Land Revenue of the Province of Sind remissions and sums written off, and of the balances outstanding on account of the

| No. | Name of District.    | Number of Villages. |                 |        | 1920-1921, year under report. |   |   |                 |   |   |
|-----|----------------------|---------------------|-----------------|--------|-------------------------------|---|---|-----------------|---|---|
|     |                      | Govern-<br>ment.    | Allo-<br>nated. | Total. | Gross<br>Revenue.             | Deduct assessment.  |   | Re-<br>mainder. | Deduction<br>on account<br>of net alle-<br>nations. | Re-<br>mainder-<br>Government<br>revenue. |
|     |                      |                     |                 |        |                               | Of land<br>not avail-<br>able for<br>cultivation<br>(i.e., for<br>public and<br>special<br>purposes,<br>etc.) | Of fallow<br>area<br>exempt<br>from<br>assess-<br>ment. |                 |   |   |
| 1   | 2                    | 3                   | 4               | 5      | 6                             | 7   | 7(a)  | 8               | 9   | 10  |
|     |                      |                     |                 |        | Rs.                           | Rs.   | Rs.   | Rs.             | Rs.   | Rs.                                       |
| 1   | Upper Sind Frontier. | 425                 | 5               | 430    | 85,07,327                     | .....   | 18,62,366   | 21,44,961       | 1,15,609  | 20,29,352                                 |
| 2   | Sukkur.              | 678                 | 29              | 707    | 55,35,665                     | .....   | 14,37,929   | 41,07,766       | 4,78,755  | 36,29,011                                 |
| 3   | Lárkána              | 733                 | 21              | 754    | 76,27,584                     | .....   | 15,49,517   | 60,78,067       | 8,62,208  | 52,15,859                                 |
| 4   | Nawábsháh            | 752                 | 12              | 764    | 49,71,746                     | .....   | 21,99,335   | 27,72,411       | 1,61,933  | 26,10,478                                 |
| 5   | Hyderabad            | 857                 | 68              | 925    | 60,93,818                     | .....   | 14,43,975   | 46,49,842       | 5,59,447  | 40,90,395                                 |
| 6   | Thar Párkar          | 961                 | 2               | 963    | 66,68,243                     | .....   | 29,78,956   | 37,09,287       | 81,462  | 36,27,825                                 |
| 7   | Karáchi              | 787                 | 10              | 797    | 48,63,752                     | .....   | 6,37,378  | 42,45,374       | 1,56,000  | 40,89,374                                 |
|     | Total for 1920-1921  | 5,193               | 147             | 5,340  | 3,93,07,165                   | .....   | 1,15,99,457   | 2,77,07,708     | 24,15,414   | 2,52,92,294                               |
|     | Total for 1919-1920  | 5,193               | 148             | 5,340  | 3,84,16,527                   | .....   | 96,64,508   | 2,87,52,019     | 24,37,436   | 2,63,14,583                               |

| No.                                      | Name of District.                 | 1920-1921, year under report.   |   |                 |                                   |                             |               |                  |            |
|--|-----------------------------------|---|---|-----------------|-----------------------------------|-----------------------------|---------------|------------------|------------|
|  |                                   | Balance on<br>account of<br>former<br>years out-<br>standing at<br>the end of<br>last year. | Deduct ir-<br>recoverable<br>balances<br>written off<br>on account<br>of former<br>years. | Re-<br>mainder. | Total of<br>columns<br>24 and 25. | Realisations up             |               |                  |            |
|  |                                   |   |   |                 |                                   | On account of current year. |               |                  | On account |
|  |                                   |   |   |                 |                                   | Land<br>Revenue.            | Village cess. | Land<br>Revenue. |            |
| Rayati<br>(Govern-<br>ment<br>villages). | Inami<br>(Alienated<br>villages). | Land<br>Revenue.  |   |                 |                                   |                             |               |                  |            |
| 1  | 2                                 | 22  | 23  | 24              | 25                                | 26                          | 27            | 28               | 29         |
|  |                                   | Rs.   | Rs.   | Rs.             | Rs.                               | Rs.                         | Rs.           | Rs.              | Rs.        |
| 1  | Upper Sind Frontier.              | 225   | .....   | 225             | 10,80,175                         | 10,79,717                   | .....         | .....            | 225        |
| 2  | Sukkur                            | 15,663  | 2,048   | 14,615          | 10,65,057                         | 10,33,164                   | .....         | .....            | 12,483     |
| 3  | Lárkána                           | 21,215  | 4,429   | 16,786          | 22,58,166                         | 22,37,084                   | .....         | .....            | 8,742      |
| 4  | Nawábsháh                         | 66,485  | 5,505   | 60,980          | 12,14,925                         | 11,07,189                   | .....         | .....            | 26,153     |
| 5  | Hyderabad                         | 63,610  | 7,144   | 56,466          | 16,82,770                         | 15,60,221                   | .....         | .....            | 17,255     |
| 6  | Thar Párkar                       | 12,297  | 14  | 12,283          | 11,81,501                         | 8,22,187                    | .....         | .....            | 5,662      |
| 7  | Karáchi                           | 73,064  | 10,467  | 62,597          | 8,62,310                          | 7,81,419                    | .....         | .....            | 26,609     |
|  | Total for 1920-1921               | 2,53,549  | 29,597  | 2,23,952        | 93,94,905                         | 86,20,961                   | .....         | .....            | 97,129     |
|  | Total for 1919-1920               | 2,94,681  | 4,908   | 2,89,773        | 1,14,10,890                       | 1,10,05,774                 | .....         | .....            | 1,46,006   |

|   |             |
|---|-------------|
|   | Rs.         |
| *Assessment on unoccupied assessed land | 47,19,408   |
| unassessed land                         | 1,05,76,654 |
| Total                                   | 1,52,96,262 |

|   |             |
|---|-------------|
|   | Rs.         |
| †Assessment on unoccupied assessed land | 45,20,341   |
| unassessed land                         | 1,04,26,092 |
| Total                                   | 1,49,46,433 |

I—(Vide paragraphs 3 to 11 of the Report).

for the Revenue years 1919-1920 and 1920-1921, together with the amount of realisations, year under report and previous years, up to the 1st August of each year.

| 1920-1921, year under report.           |   |                 |  |  |  |             |  |                               |  |  |
|---|---|-----------------|--|--|--|-------------|--|-------------------------------|--|--|
| Deduct assessment of                    |   | Re-<br>mainder. | Details.   |  | Add mis-<br>cellaneous<br>Land<br>Revenue<br>as in<br>Talobands. | Total.      | Deduct<br>Hakabo<br>credited<br>to Irri-<br>gation<br>Depart-<br>ment. | Remainder<br>Land<br>Revenue. | Total<br>reductions<br>on account<br>of revision<br>settle-<br>ments and<br>remis-<br>sions. | Balance<br>revenue<br>for collec-<br>tion on<br>account of<br>current<br>year. |
| Unoccu-<br>pied<br>cultivable<br>land.* | Land free<br>or<br>specially<br>reduced<br>(including<br>Huri and<br>Kochas). |                 | Revenue<br>proper,<br>being<br>assess-<br>ment on<br>Govern-<br>ment<br>lands. | Revenue<br>from<br>alienated<br>lands (in-<br>cluding<br>village<br>cess). |  |             |  |                               |  |  |
| 11                                      | 12  | 13              | 14   | 15   | 16   | 17          | 18   | 19                            | 20   | 21   |
| Rs.                                     | Rs.   | Rs.             | Rs.  | Rs.  | Rs.  | Rs.         | Rs.  | Rs.                           | Rs.  | Rs.  |
| 6,91,784                                | 478   | 13,37,192       | 13,84,819  | 2,374  | 21,565   | 13,53,757   | 2,374  | 13,56,333                     | 2,75,433   | 10,79,950  |
| 24,29,684                               | 5,267   | 11,93,470       | 11,90,951  | 12,519   | 71,551   | 12,65,021   | 10,890   | 12,54,141                     | 2,03,699   | 10,50,442  |
| 26,81,900                               | 2,526   | 25,51,433       | 25,59,270  | 12,163   | 62,127   | 26,03,560   | 11,606   | 25,91,954                     | 3,50,574   | 22,41,380  |
| 12,81,384                               | 6,167   | 13,23,027       | 13,17,283  | 5,745  | 72,370   | 13,95,297   | 5,745  | 13,89,552                     | 1,35,706   | 12,53,846  |
| 25,51,662                               | 683   | 15,28,048       | 14,96,724  | 41,324   | 1,95,843   | 17,33,691   | 41,003   | 16,92,688                     | 66,585   | 16,26,304  |
| 24,59,833                               | 10,177  | 11,48,515       | 11,45,299  | 8,516  | 1,78,644   | 13,27,459   | 3,294  | 13,24,165                     | 2,04,947   | 11,19,218  |
| 32,11,215                               | 604   | 8,77,655        | 8,73,905   | 3,745  | 91,042   | 9,68,697    | 3,745  | 9,64,951                      | 1,70,238   | 7,94,713   |
| *1,52,96,362                            | 23,393  | 99,59,640       | 96,88,253  | 81,337   | 6,53,142   | 1,06,52,722 | 78,647   | 1,05,74,135                   | 14,03,183  | 91,65,953  |
| 11,49,46,433                            | 81,655  | 1,18,36,496     | 1,12,48,466  | 88,030   | 7,94,843   | 1,20,51,337 | 85,363   | 1,19,75,974                   | 8,54,857   | 1,11,21,117  |

1919-1920, year under report.

| to 31st July.                         |                                   | Total<br>realisations. | Balances outstanding on the 1st August. |                   |                                |                   | Miscellaneous<br>items not<br>included<br>in the<br>Jamabandi. |          |
|---------------------------------------|-----------------------------------|------------------------|---|-------------------|--------------------------------|-------------------|--|----------|
| of former years.                      |                                   |                        | On account of the year<br>under report. |                   | On account of former<br>years. |                   |  | Total.   |
| Village cess.                         |                                   |                        | Suspended.                              | Not<br>suspended. | Suspended.                     | Not<br>suspended. |  |          |
| Bayati (Gov-<br>ernment<br>villages). | Inamli<br>(Allotted<br>villages). |                        |   |                   |                                |                   |  |          |
| 30                                    | 31                                | 32                     | 33                                      | 34                | 35                             | 36                | 37   | 38       |
| Rs.                                   | Rs.                               | Rs.                    | Rs.                                     | Rs.               | Rs.                            | Rs.               | Rs.  | Rs.      |
| .....                                 | .....                             | 10,79,943              | .....                                   | 233               | .....                          | .....             | 233  | 2,148    |
| .....                                 | .....                             | 10,45,647              | 14,700                                  | 2,578             | 1,399                          | 783               | 19,410   | 5,296    |
| .....                                 | .....                             | 22,45,526              | 1,135                                   | 3,161             | 6,312                          | 1,732             | 12,340   | 6,428    |
| .....                                 | .....                             | 11,83,343              | 1,44,699                                | 2,060             | 34,443                         | 383               | 1,81,584   | 4,344    |
| .....                                 | .....                             | 15,77,476              | 44,321                                  | 21,762            | 22,399                         | 16,812            | 1,05,294   | 8,082    |
| .....                                 | .....                             | 8,27,849               | 2,65,722                                | 30,309            | 2,235                          | 4,385             | 3,03,652   | 3,004    |
| .....                                 | .....                             | 8,08,029               | 9,519                                   | 3,775             | 33,421                         | 2,567             | 54,282   | 1,369    |
| .....                                 | .....                             | ‡ 87,18,110            | 4,81,096                                | 63,878            | 1,05,209                       | 26,612            | 6,76,795   | ‡ 30,678 |
| .....                                 | .....                             | ‡ 1,11,52,379          | 66,451                                  | 48,892            | 1,13,651                       | 29,517            | 2,58,511   | ‡ 72,352 |

| Rs.  |           |
|--|-----------|
| ‡ Total land revenue proper, columns 25 and 29 . | 87,18,110 |
| Collected before 1st April 1921                  | 10,30,371 |
| Collected after " "                              | 76,87,739 |
| Total  | 87,18,110 |

|  |             |
|--|-------------|
| ‡ Total land revenue proper, columns 25 and 29 | 11,52,379   |
| Collected before 1st April 1920                | 50,15,127   |
| Collected after " "                            | 61,37,252   |
| Total  | 1,11,52,379 |

| Rs.  |        |
|--|--------|
| ‡ Total miscellaneous items not included in<br>Jamabandi for 1920-21 | 30,678 |
| Collected before 1st April 1921                                      | 16,918 |
| Collected after " "  | 13,760 |
| Total  | 30,678 |

|  |        |
|--|--------|
| ‡ Total miscellaneous items not included in<br>the Jamabandi for 1919-20 | 72,352 |
| Collected before 1st April 1920  | 21,982 |
| Collected after " "  | 50,370 |
| Total  | 72,352 |

## APPENDIX No. II.—DISTRICT FORM III.

*Analytical Statement of Balances outstanding on the 1st August 1921 on account of the Land Revenue in the Province of Sind as shown in columns 33 to 37 of District Form No. I for Land Revenue year 1920-21.*

| Serial No. | District.               | Balances on account of the year under report. | Balances on account of previous years. | Total.   | Amount recoverable. | Amount irrecoverable. | Amount as to which it is doubtful whether it is recoverable or not. |
|------------|-------------------------|---|--|----------|---------------------|-----------------------|---|
| 1          | 2                       | 3   | 4                                      | 5        | 6                   | 7                     | 8   |
|            |                         | Rs.   | Rs.                                    | Rs.      | Rs.                 | Rs.                   | Rs.   |
| 1          | Upper Sind Frontier ... | 298   | .....                                  | 298      | 298                 | ...                   | .....   |
| 2          | Sukkur ...              | 17,278  | 2,192                                  | 19,410   | 19,378              | 32                    | .....   |
| 3          | Larkana ...             | 4,296   | 8,044                                  | 12,340   | 10,882              | 1,458                 | .....   |
| 4          | Nawabshah ...           | 1,46,759                                      | 31,925                                 | 1,81,584 | 1,81,584            | ...                   | .....   |
| 5          | Hyderabad ...           | 66,083  | 39,211                                 | 1,05,294 | 1,05,294            | ...                   | .....   |
| 6          | Thar Parkar ...         | 2,97,081                                      | 6,621                                  | 8,03,652 | 8,03,641            | 11                    | .....   |
| 7          | Karachi ...             | 19,294  | 40,988                                 | 54,282   | 52,770              | 1,512                 | .....   |
|            | Total ...               | 5,44,974                                      | 1,31,821                               | 6,76,795 | 6,73,782            | 3,018                 | .....   |

APPENDICES Nos. III AND IV.

## APPENDIX No. III.—DISTRICT FORM

Statement showing Takávi advances made during the year 1920-21 in the

| Serial No. | Name of District.       | Amount for Collection.   |   | Outstanding balance on 1st October 1920 (column 10 of last year's District Revenue Return No. 4). |           |           | Amount borrowed or debited during the year. |           |           | Total of columns 6 and 6. |           |           |
|------------|-------------------------|--|---|---|-----------|-----------|---|-----------|-----------|---------------------------|-----------|-----------|
|            |                         | Unauthorised arrears (column 11 of last year's District Revenue Return No. 4). | Current demand (columns 16 and 17 of Takuka Form No. 15). | Principal.  | Interest. | Total.    | Principal.                                  | Interest. | Total.    | Principal.                | Interest. | Total.    |
|            |                         |  |   |   |           |           |   |           |           |                           |           |           |
| 1          | 2                       | 3  | 4   | 5   |           |           | 6   |           |           | 7                         |           |           |
|            |                         | Rs.  | Rs.   | Rs.   | Rs.       | Rs.       | Rs.   | Rs.       | Rs.       | Rs.                       | Rs.       | Rs.       |
| 1          | Upper Sind Frontier ... | *1,585   | 1,76,468  | 1,71,007  | 13,190    | *1,84,127 | 2,06,484                                    | 16,917    | 2,21,401  | 3,77,091                  | 29,037    | 4,06,128  |
| 2          | Sukkur ...              | 26,459   | 8,39,738  | 6,60,640  | 84,027    | 7,53,667  | 8,16,090                                    | 63,869    | 8,80,559  | 9,86,330                  | 1,47,896  | 11,34,226 |
| 3          | Lárkána ...             | 17,669   | 5,10,676  | 6,69,246  | 97,106    | 17,66,352 | 3,80,030                                    | 54,650    | 4,34,680  | 10,49,276                 | 1,51,756  | 12,01,032 |
| 4          | Nawábsháh ...           | 15,964   | 4,38,379  | 4,92,010  | 46,607    | 15,37,617 | 4,60,710                                    | 49,015    | 5,03,725  | 9,62,720                  | 88,622    | 10,41,342 |
| 5          | Hyderabad ...           | ‡24,024  | 2,21,334  | 2,38,927  | 13,230    | ‡9,52,147 | ‡9,09,163                                   | 13,970    | ‡2,23,133 | 4,48,090                  | 27,190    | 4,75,280  |
| 6          | Thar Párkar ...         | 6,091  | 5,44,789  | 5,70,885  | .....     | ‡5,70,885 | 6,73,685                                    | 10,519    | 6,84,204  | 12,44,670                 | 10,519    | 12,55,089 |
| 7          | Karáchi ...             | 12,376   | 5,17,392  | 5,63,948  | 46,169    | 6,10,107  | 1,98,171                                    | 23,691    | 2,21,862  | 7,02,119                  | 69,850    | 8,31,969  |
|            | Total ...               | 1,04,168   | 27,31,699   | 33,76,263   | 2,99,239  | 36,75,502 | 24,43,933                                   | 2,25,631  | 26,69,564 | 68,20,196                 | 6,24,870  | 63,45,066 |

\* Rs. 135 in column 11 and Rs. 25 in column 10 were shown less in last year's return.

† Figures shown in column 10 of last year's return were incorrect.

‡ Figures shown in column 10 of last year's return were incorrect.

§ Figures shown in columns 10 and 11 of the last year's return were incorrect.

¶ Figures shown in column 10 of last year's return were incorrect.

## APPENDIX No. IV.—DISTRICT FORM

Comparative Statement showing Lands assessed and unassessed, occupied and unoccupied

| No. | Name of District.       | Total area. | Deduct                      |                     |                                      |        |                                     |                       |
|-----|-------------------------|-------------|-----------------------------|---------------------|--------------------------------------|--------|-------------------------------------|-----------------------|
|     |                         |             | Unassessed cultivable land. | Un-cultivable land. | Land set apart for special purposes. |        | Land set apart for public purposes. | Land eroded by river. |
|     |                         |             |                             |                     | Forest.                              | Other. |                                     |                       |
| 1   | 2                       | 3           | 4                           | 5                   | 6                                    | 7      | 8                                   | 9                     |
|     |                         | Acres.      | Acres.                      | Acres.              | Acres.                               | Acres. | Acres.                              | Acres.                |
| 1   | Upper Sind Frontier ... | 1,722,979   | 165,016                     | 325,444             | 40,309                               | 8,959  | 24,621                              | 91,511                |
| 2   | Sukkur ...              | 3,568,158   | 662,044                     | 1,379,563           | 254,263                              | 1,681  | 38,120                              | 62,939                |
| 3   | Lárkána ...             | 3,241,602   | 664,370                     | 706,908             | 69,694                               | 960    | 49,666                              | 41,469                |
| 4   | Nawábsháh ...           | 2,495,164   | 142,669                     | 690,041             | 69,717                               | 2,407  | 49,247                              | 78,630                |
| 5   | Hyderabad ...           | 2,833,641   | 630,061                     | 407,663             | 70,696                               | 2,167  | 43,723                              | 6,106                 |
| 6   | Thar Párkar ...         | 8,727,664   | 1,600,301                   | 4,484,105           | 43,706                               | 8,495  | 61,762                              | .....                 |
| 7   | Karáchi ...             | 7,632,213   | 1,083,796                   | 5,194,471           | 165,084                              | 30,867 | 62,506                              | 29,708                |
|     | Total for 1920-21 ...   | 30,141,621  | 4,768,256                   | 13,038,196          | 723,869                              | 60,636 | 300,644                             | 310,583               |
|     | Total for 1919-20 ...   | 30,143,445  | 4,836,256                   | 12,945,244          | 721,961                              | 50,544 | 308,049                             | 309,621               |

## IV—(Vide paragraph 14 of the Report).

## Province of Sind and the progress of recovery of outstanding balance of advances.

| Amounts repaid and recovered. |           |           | Amounts remitted or written off or demands cancelled. |           |        | Outstanding balance on 30th September 1921 (column 7 minus Total of columns 8 and 9). |           |           | Unauthorized arrears (total of columns 8 and 4 minus total of columns 8 and 12 and remissions in respect of current demand). | Suspensions. | Overpayments not shown in column 8 and which are taken to deposits. |                           |                                       |
|-------------------------------|-----------|-----------|---|-----------|--------|---|-----------|-----------|--|--------------|---|---------------------------|---------------------------------------|
| Principal.                    | Interest. | Total.    | Principal.  | Interest. | Total. | Principal.  | Interest. | Total.    |  |              | Already refunded.   | Remaining to be refunded. | Petty amounts credited to Government. |
| 8                             |           |           | 9   |           |        | 10  |           |           | 11   | 12           | 13  | 14                        | 15                                    |
| Rs.                           | Rs.       | Rs.       | Rs.   | Rs.       | Rs.    | Rs.   | Rs.       | Rs.       | Rs.  | Rs.          | Rs.   | Rs.                       | Rs.                                   |
| 1,00,562                      | 11,471    | 1,72,033  | ...   | ...       | ...    | 2,16,629  | 17,506    | 2,34,095  | 1,118  | 4,892        | 6   | 5                         | 1                                     |
| 1,05,768                      | 20,356    | 1,26,124  | ...   | ...       | ...    | 8,80,562  | 1,27,540  | 10,08,102 | 18,816   | 2,04,257     | ...   | 72                        | ...                                   |
| 2,40,326                      | 80,036    | 2,70,362  | 25  | 16        | 41     | 8,08,925  | 1,21,704  | 9,30,629  | 14,363   | 2,43,469     | 162   | 162                       | ...                                   |
| 1,48,061                      | 14,629    | 1,63,500  | 19,049  | 170       | 19,219 | 7,84,710  | 73,823    | 8,58,533  | 82,566   | 1,88,968     | 75  | 25                        | ...                                   |
| 1,17,057                      | 9,353     | 1,26,410  | ...   | ...       | ...    | 3,31,033  | 17,537    | 3,48,570  | 50,487   | 68,451       | ...   | 236                       | 1                                     |
| 1,18,768                      | 10,512    | 1,24,280  | 100   | 7         | 107    | 11,80,702   | ...       | 11,80,702 | 4,755  | 4,21,731     | ...   | 1,006                     | ...                                   |
| 1,10,233                      | 18,237    | 1,23,470  | 868   | ...       | 868    | 6,51,018  | 56,613    | 7,07,631  | 8,608  | 3,90,762     | ...   | ...                       | ...                                   |
| 9,96,76                       | 1,00,694  | 11,06,269 | 20,042  | 193       | 20,235 | 48,03,479   | 4,15,063  | 52,18,562 | 1,80,713   | 15,28,540    | 249   | 1,506                     | 2                                     |

## V—(Vide paragraph 13 of the Report).

## in the Province of Sind during the year 1920-1921 and the previous year.

| Year under report. |                                |                                      |                                 |                                   |                           |             |                     |            |                     |
|--------------------|--------------------------------|--------------------------------------|---------------------------------|-----------------------------------|---------------------------|-------------|---------------------|------------|---------------------|
| Total.             | Remainder—cultivable assessed. | Deduct                               |                                 | Remainder—Occupied assessed land. | Assessment and quit-rent. | Details.    |                     |            |                     |
|                    |                                | Unoccupied cultivable assessed land. | Land free or specially reduced. |                                   |                           | Government. |                     | Alienated. |                     |
|                    |                                |                                      |                                 |                                   |                           | Area.       | Government revenue. | Area.      | Government revenue. |
| 10                 | 11                             | 12                                   | 13                              | 14                                | 15                        | 16          | 17                  | 18         | 19                  |
| Acres.             | Acres.                         | Acres.                               | Acres.                          | Acres.                            | Rs.                       | Acres.      | Rs.                 | Acres.     | Rs.                 |
| 550,760            | 1,072,219                      | 101,359                              | 164                             | 970,696                           | 18,37,192                 | 923,151     | 18,34,518           | 47,545     | 2,374               |
| 2,299,610          | 1,399,548                      | 216,505                              | 305                             | 1,072,738                         | 11,89,673                 | 770,715     | 11,80,251           | 302,023    | 8,622               |
| 1,623,307          | 1,718,495                      | 219,563                              | 966                             | 1,407,966                         | 25,51,433                 | 1,190,170   | 25,39,270           | 307,796    | 12,163              |
| 952,910            | 1,549,254                      | 235,141                              | 3,608                           | 1,253,505                         | 13,23,027                 | 1,175,065   | 18,16,989           | 78,440     | 6,038               |
| 1,080,635          | 1,763,236                      | 394,061                              | 1,878                           | 1,357,297                         | 15,38,045                 | 1,077,141   | 14,96,723           | 280,156    | 41,322              |
| 8,138,369          | 2,559,295                      | 236,249                              | 8,375                           | 2,295,671                         | 11,48,816                 | 2,238,934   | 11,45,299           | 61,737     | 3,516               |
| 6,556,428          | 975,791                        | 160,827                              | 714                             | 614,220                           | 8,77,866                  | 717,000     | 8,73,910            | 97,220     | 3,746               |
| 19,900,983         | 10,040,833                     | 1,662,735                            | 16,010                          | 9,262,093                         | 99,65,741                 | 6,087,176   | 68,87,960           | 1,174,917  | 77,761              |
| 19,171,676         | 10,971,770                     | 1,607,779                            | 16,008                          | 9,347,907                         | 1,13,30,106               | 8,170,016   | 1,12,47,905         | 1,177,891  | 82,201              |

## APPENDIX No. V—DISTRICT FORM VII.

*Decennial Statement of non-rayatwari tenures.*

| District.                     | Kind of tenure.   | No. of Estates or Villages. | No. of holders or recognised shareholders. | Gross area in acres. | Government revenue from each tenure. |
|-------------------------------|---|-----------------------------|--|----------------------|--------------------------------------|
|                               |   |                             |  | Acres.               | Rs.                                  |
| Karachi ... ..                | Inams & Jagirs holders of wholly or partly revenue free tenure. | 10                          | 6  | 17,496               | 919                                  |
| Hyderabad ... ..              | Do. ...   | 68                          | 14   | 188,837              | 25,587                               |
| Thar Parkar ... ..            | Do. ...   | 2                           | 2  | 9,992                | 1,491                                |
| Nawabshah ... ..              | Do. ...   | 26                          | 6  | 51,181               | 1,939                                |
| Sukkur ... ..                 | Do. ...   | 13                          | 13   | 285,891              | 7,356                                |
| Larkana ... ..                | Do. ...   | 21                          | 8  | 246,958              | 6,928                                |
| Upper Sind Frontier ... ..    | Do. ...   | 6                           | 6  | 30,140               | 855                                  |
| Total for the Province ... .. | Do. ...   | 146                         | 55   | 830,495              | 45,075                               |

## APPENDIX No. VI—DISTRICT FORM VIII.

*Incidence of Land Revenue Assessment on area and population in the province of Sind in the Revenue year ending 31st July 1921.*

| Nature of tenure.      |                   | Total area less Indian States. | Deduct.                  |   | Balance, that is fully assessed area for which returns are available. |             | Total revenue from land (excluding cesses) of District, Col. (2). |
|------------------------|-------------------|--------------------------------|--------------------------|---|---|-------------|---|
| District.              | Nature of tenure. |                                | Area not fully assessed. | Area for which the returns required for this table are not available. | Total.  | Cultivated. |   |
|                        | 1                 | 2                              | 3(a)                     | 3(b)  | 4(a)  | 4(b)        | 5   |
|                        |                   | Acres.                         | Acres.                   | Acres.  | Acres.  | Acres.      | Rs.   |
| Karachi                | Surveyed rayati   | 7,532,213                      | 6,815,213                | .....   | 717,000   | 468,009     | 7,98,459  |
| Thar Parker            | Do.               | 6,727,664                      | 7,914,749                | .....   | 612,915   | 790,129     | 11,19,218   |
| Nawabshah              | Do.               | 2,495,066                      | 2,025,278                | .....   | 469,788   | 444,637     | 18,59,596   |
| Larkana                | Do.               | 3,238,948                      | 269,294                  | 2,291,225   | 748,490   | 708,265     | 23,92,712   |
| Hyderabad              | Do.               | 2,645,002                      | 2,134,719                | 349   | 509,941   | 478,970     | 16,26,304   |
| Sukkur                 | Do.               | 8,688,158                      | 8,223,877                | .....   | 354,781   | 347,124     | 10,51,824   |
| Upper Sind Frontier    | Do.               | 1,722,979                      | 1,194,054                | 111,52  | 417,402   | 412,681     | 10,79,950   |
| Total for the Province | Do.               | 29,050,030                     | 23,586,684               | 2,333,090   | 4,080,256   | 3,644,775   | 92,77,568   |
|                        | Previous figures  | 80,098,224                     | .....                    | .....   | .....   | .....       | 1,05,10,673   |

| Nature of tenure.      |                   | Population of District (col. 2). | Total revenue of land per head of population (cols. 5 and 6). | Land revenue assessed on fully assessed area (col. 4(a)). | Incidence per acre of land revenue (col. 8) on fully assessed area (col. 4). |                      | Population of fully assessed area. | Land revenue assessment per head of population of fully assessed area (cols. 8 & 11). | Towns of over 10,000 inhabitants. |                       |
|------------------------|-------------------|----------------------------------|---|---|--|----------------------|------------------------------------|---|-----------------------------------|-----------------------|
| District.              | Nature of tenure. |                                  |   |   | For total area.  | For cultivated area. |                                    |   | No. of Towns.                     | Aggregate population. |
|                        | 1                 | 6                                | 7   | 8   | 9  | 10                   | 11                                 | 12  | 13                                | 14                    |
|                        |                   |                                  | Rs. a p.  | Rs.   | Rs. a. p.  | Rs. a. p.            |                                    | Rs. a. p.   |                                   |                       |
| Karachi                | Surveyed rayati   | 542,066                          | 1 7 7   | 7,04,501  | 0 15 9   | 1 8 4                | 4 0,016                            | 1 12 2  | 1                                 | 216,883               |
| Thar Parker            | Do.               | 396,331                          | 2 13 2  | 8,42,287  | 1 2 7  | 1 3 1                | 896,831                            | 2 6 0   | .....                             | .....                 |
| Nawabshah              | Do.               | 417,263                          | 3 0 3   | 1,181,767   | 2 8 2  | 2 10 6               | 402,301                            | 2 15 0  | 1                                 | 10,268                |
| Larkana                | Do.               | 597,365                          | 3 14 6  | 23,03,025   | 3 1 3  | 3 4 0                | 597,365                            | 3 13 8  | 1                                 | 17,736                |
| Hyderabad              | Do.               | 600,530                          | 2 11 3  | 14,30,159   | 2 12 10  | 2 15 9               | 562,530                            | 2 8 8   | 1                                 | 81,587                |
| Sukkur                 | Do.               | 510,232                          | 2 1 3   | 2,78,253  | 2 12 1   | 2 13 1               | 510,232                            | 1 14 8  | 2                                 | 94,568                |
| Upper Sind Frontier    | Do.               | 240,619                          | 4 8 0   | 10,58,385   | 2 8 0  | 2 9 0                | 235,619                            | 4 6 0   | 1                                 | 10,533                |
| Total for the Province | Do.               | 3,304,515                        | 2 12 11   | 85,98,356   | 2 2 1  | 2 5 9                | 3,107,554                          | 2 12 3  | 7                                 | 431,865               |
|                        | Previous figures  | 3,512,435                        | 2 14 8  | 97,41,852   | 2 8 9  | 3 2 2                | 3,512,435                          | 3 7 6   | 8                                 | 366,301               |

The incidence of land revenue per head of population (column 7) has fallen from Rs. 2-14-3 in 1915-16 to Rs. 2-12-11 in the year under report, the decrease of Re. 0-1-4 being due to a decrease in the amount of land revenue (column 5). The decrease of Re. 0-11-3 per head in the incidence of land revenue on the fully assessed area (column 12) is caused by a diminution of the land revenue assessed on the fully assessed area (column 8). The decreases of Re. 0-6-8 and Re. 0-12-5 in the incidence of the land revenue per acre of fully assessed (column 9) and net cropped (column 10) areas respectively are also attributed to bad seasons in the past five years.



## APPENDIX No. VII—DISTRICT FORM :IX—(Vide paragraph 12 of the Report).

Statement showing the Coercive Processes adopted for the realisation of Land Revenue and the results thereof in the Province of Sind during the year 1920-21.

| No. | District.           | Notice under section 153, Bombay Act V of 1879. |                           |   |                                  | Penalty under section 148.               |  |                              | Distraint and Sale of moveable Property under section 154. |  |   |                          | Sale of Immoveable Property other than land under section 155 |   |                          |
|-----|---------------------|---|---------------------------|---|----------------------------------|--|--|------------------------------|--|--|---|--------------------------|---|---|--------------------------|
|     |                     | Number of Notices issued.                       | Number of Notices served. | Amount of Arrears for which Notices issued. | Amount of Notice Fees recovered. | Number of individuals proceeded against. | Amount of Arrears for which penalty was imposed. | Amount of penalty recovered. | Number of individuals proceeded against.                   | Arrears on account of which Distraint was resorted to. | Arrears on account of which Sale was resorted to. | Amount realized by Sale. | Number of individuals proceeded against.                      | Arrears on account of which Sale was resorted to. | Amount realized by Sale. |
| 1   | 2                   | 3   | 3a                        | 4   | 5                                | 6  | 7  | 8                            | 9  | 10   | 11  | 12                       | 13  | 14  | 15                       |
|     |                     |   |                           | Rs.   | Rs.                              |  | Rs.  | Rs.                          |  | Rs.  | Rs.   | Rs.                      |   | Rs.   | Rs.                      |
| 1   | Upper Sind Frontier | 4,367   | 4,367                     | 3,45,278                                    | 2,092                            | ...                                      | ...  | ...                          | 1  | 199  | ...   | ...                      | ...   | ...   | ...                      |
| 2   | Sukkur              | 12,949  | 12,949                    | 5,62,837                                    | 5,437                            | ...                                      | ...  | ...                          | ...  | ...  | ...   | ...                      | ...   | ...   | ...                      |
| 3   | Larkana             | 20,034  | 19,969                    | 5,40,306                                    | 7,993                            | ...                                      | ...  | ...                          | 10   | 2,469  | 467   | 462                      | ...   | ...   | ...                      |
| 4   | Nawabshah           | 11,168  | 11,168                    | 5,90,976                                    | 5,254                            | ...                                      | ...  | ...                          | 23   | 3,960  | 257   | 13                       | 1   | 67  | 57                       |
| 5   | Hyderabad           | 14,375  | 14,375                    | 6,46,128                                    | 9,152                            | ...                                      | ...  | ...                          | 6  | 2,463  | 2,463   | 2,469                    | ...   | ...   | ...                      |
| 6   | Thar Parkar         | 17,658  | 17,593                    | 4,33,903                                    | 7,451                            | ...                                      | ...  | ...                          | 1  | 9  | ...   | ...                      | ...   | ...   | ...                      |
| 7   | Karachi             | 8,262   | 8,262                     | 5,47,727                                    | 8,835                            | 20                                       | 129  | 32                           | 8  | 13,838   | 474   | 474                      | ...   | ...   | ...                      |
|     | Total               | 88,813  | 88,682                    | 36,67,247                                   | 41,274                           | 20                                       | 129  | 32                           | 48   | 23,907   | 3,866   | 3,417                    | 1   | 67  | 67                       |

| No. | District.           | Forfeiture and Sale of the occupancy under section 153. |  |   |                                       |             |                                       |             |                          |  |             |  | Arrest and Imprisonment under section 157. |  |   |   |
|-----|---------------------|---|--|---|---------------------------------------|-------------|---------------------------------------|-------------|--------------------------|--|-------------|--|--|--|---|---|
|     |                     | Number of Notices.                                      | Number of individuals proceeded against. | Arrears on account of which forfeiture was resorted to. | Occupancy of Land declared forfeited. |             | Occupancy of Land sold to the Public. |             |                          | Forfeited land returned to defaulters. |             | Occupancy of land remaining with Government. |  | Number of persons arrested and detained. | Number of persons imprisoned in the Civil Jail. | Amount of arrears for which process issued. |
|     |                     |   |  |   | Area.                                 | Assessment. | Area.                                 | Assessment. | Amount realised by Sale. | Area.                                  | Assessment. | Area.  | Assessment.                                |  |   |   |
| 1   | 2                   | 16  | 17                                       | 18  | 19                                    | 20          | 21                                    | 22          | 23                       | 24                                     | 25          | 26   | 27   | 28                                       | 29  | 30  |
|     |                     |   |  | Rs.   | Acres.                                | Rs.         | Acres.                                | Rs.         | Rs.                      | Acres.                                 | Rs.         | Acres.                                       | Rs.  |  |   | Rs.   |
| 1   | Upper Sind Frontier | 17  | 17                                       | 3,194   | 84                                    | 188         | ...                                   | ...         | ...                      | 60                                     | 135         | 24   | 53   | ...                                      | ...   | ...   |
| 2   | Sukkur              | 2   | 2  | 85  | 11                                    | 35          | ...                                   | ...         | ...                      | ...                                    | ...         | 11   | 35   | ...                                      | ...   | ...   |
| 3   | Larkana             | 1,078   | 1,078                                    | 21,183  | 6,232                                 | 20,321      | ...                                   | ...         | ...                      | 5,197                                  | 16,800      | 1,036  | 3,512                                      | ...                                      | ...   | ...   |
| 4   | Nawabshah           | 10  | 10                                       | 4,315   | 12,678                                | 31,615      | ...                                   | ...         | ...                      | ...                                    | ...         | 12,678                                       | 31,615                                     | ...                                      | ...   | ...   |
| 5   | Hyderabad           | 1,331   | 1,331                                    | 68,294  | 16,029                                | 68,294      | ...                                   | ...         | ...                      | 9,803                                  | 74,077      | 6,126  | 14,217                                     | ...                                      | ...   | ...   |
| 6   | Thar Parkar         | ...   | ...                                      | ...   | ...                                   | ...         | ...                                   | ...         | ...                      | ...                                    | ...         | ...  | ...  | ...                                      | ...   | ...   |
| 7   | Karachi             | 7   | 7  | 4,679   | ...                                   | ...         | ...                                   | ...         | ...                      | ...                                    | ...         | ...  | ...  | ...                                      | ...   | ...   |
|     | Total               | 2,445   | 2,445                                    | 1,21,700  | 35,094                                | 1,40,453    | ...                                   | ...         | ...                      | 15,160                                 | 91,021      | 19,674                                       | 49,432                                     | ...                                      | ...   | ...   |

## DISTRICT FORM No. X.

*Statement of Realizations under the head of Revenue of minor importance in the Province of Sind during the year 1920-21.*

| Name of District.          | Items.              |                |              | Amount.  | Remarks. |
|----------------------------|---------------------|----------------|--------------|----------|----------|
|                            | Interest on takávi. | Other revenue. | Ground rent. |          |          |
|                            | Rs.                 | Rs.            | Rs.          | Rs.      |          |
| Upper Sind Frontier ... .. | 11,471              | .....          | .....        | 11,471   |          |
| Sukkur ... ..              | 20,356              | .....          | .....        | 20,356   |          |
| Lárkána ... ..             | 30,036              | .....          | .....        | 30,036   |          |
| Nawábshah ... ..           | 14,629              | 1,726          | .....        | 16,355   |          |
| Hyderabad ... ..           | 9,353               | .....          | .....        | 9,353    |          |
| Thar Párkar ... ..         | 10,512              | .....          | .....        | 10,512   |          |
| Karáohí ... ..             | 13,237              | .....          | 59           | 13,296   |          |
| Total ... ..               | 1,09,594            | 1,726          | 59           | 1,11,379 |          |

**STATEMENT A.**  
(Vide paragraph 10.)

| Details.   | Hyderabad District. | Karachi District.   | Sukkur District.  | Larkana District. | Thar Parkar District. | Total.               |
|--|---------------------|---------------------|-------------------|-------------------|-----------------------|----------------------|
|  | Rs. a. p.           | Rs. a. p.           | Rs. a. p.         | Rs. a. p.         | Rs. a. p.             | Rs. a. p.            |
| (1) Total figures given by the Accountant General in his monthly returns of Land Revenue collected ... | 27,23,655 0 0       | 9,08,308 0 0        | 21,82,227 0 0     | 22,54,555 0 0     | 8,27,655 0 0          | 68,56,540 0 0        |
| (2) Total figures shown in Appendix I, columns 26, 29 and 38 combined.                                 | 27,23,251 0 0       | 8,09,307 0 0        | 21,33,023 0 0     | 22,52,254 0 0     | 8,30,833 0 0          | 67,48,788 0 0        |
| Differences between (1) & (2).   |                     |                     |                   |                   |                       |                      |
| Decrease or Increase ...   | +404 0 0            | +99,011 0 0         | -696 0 0          | +2,301 0 0        | +6,832 0 0            | +1,07,752 0 0        |
| Details of decrease or increase.   |                     |                     |                   |                   |                       |                      |
| <i>More—</i>   |                     |                     |                   |                   |                       |                      |
| 1. Adjustment of errors ...  | 4,708 0 0           | 72 0 0              | 25 0 0            | 42,971 0 0        | 1,110 0 0             | 48,976 0 0           |
| 2. Over collections ...  | 10,502 0 0          | 4,141 0 0           | 9,705 0 0         | 4,668 0 0         | 5,768 0 0             | 34,784 0 0           |
| 3. Collections on account of future years ...  | .....               | 96 0 0              | .....             | .....             | 15 0 0                | 111 0 0              |
| 4. Recoveries on account of boundary marks and other items not included in Appendix I ...              | .....               | 1,17,417 0 0        | .....             | .....             | .....                 | 1,17,417 0 0         |
| <b>Total ...</b>   | <b>15,300 0 0</b>   | <b>1,31,786 0 0</b> | <b>9,730 0 0</b>  | <b>47,639 0 0</b> | <b>6,993 0 0</b>      | <b>2,01,258 0 0</b>  |
| <i>Less—</i>   |                     |                     |                   |                   |                       |                      |
| 1. Adjustment of errors ...  | 22 0 0              | 22,764 0 0          | 10,426 0 0        | 42,140 0 0        | 61 0 0                | 75,413 0 0           |
| 2. Collections on account of current year made last year. ...  | 14,874 0 0          | 51 0 0              | .....             | 3,198 0 0         | .....                 | 18,123 0 0           |
| <b>Total ...</b>   | <b>14,896 0 0</b>   | <b>22,815 0 0</b>   | <b>10,426 0 0</b> | <b>45,338 0 0</b> | <b>61 0 0</b>         | <b>93,536 0 0</b>    |
| <b>Net ...</b>   | <b>+404 0 0</b>     | <b>+98,971 0 0</b>  | <b>-696 0 0</b>   | <b>+2,301 0 0</b> | <b>+6,832 0 0</b>     | <b>+1,07,752 0 0</b> |

**STATEMENT B.**  
(Vide paragraph 11.)

| Causes.   | Amount.                       |                  |                   |                     |                     |                   |                       | Total.          |
|---|-------------------------------|------------------|-------------------|---------------------|---------------------|-------------------|-----------------------|-----------------|
|   | Upper Sind Frontier District. | Sukkur District. | Larkana District. | Hyderabad District. | Nawabshah District. | Karachi District. | Thar Parkar District. |                 |
|   | Rs.                           | Rs.              | Rs.               | Rs.                 | Rs.                 | Rs.               | Rs.                   | Rs.             |
| 1. Due from the estates that are under the Manager, Incumbered Estates and Court of Wards in Sind ... | ...                           | 7                | 1,110             | 7,695               | 11,297              | 109               | 4,985                 | 24,592          |
| 2. Under postponement granted for sufficient reasons ...  | ...                           | 1,909            | 6,912             | 22,399              | 23,144              | 38,421            | 2,236                 | 93,911          |
| 3. Written off after the close of the year ...  | ...                           | ...              | ...               | ...                 | ...                 | ...               | ...                   | ...             |
| 4. Endeavours for recovery being made.  | ...                           | 726              | 594               | 9,127               | 384                 | 909               | ...                   | 11,740          |
| <b>Total ...</b>  | <b>...</b>                    | <b>2,132</b>     | <b>8,016</b>      | <b>39,211</b>       | <b>34,825</b>       | <b>39,438</b>     | <b>6,621</b>          | <b>1,30,248</b> |

STATEMENT C.  
(Vide paragraph 14.)

| Causes.  | Amount.                       |                  |                   |                     |                     |                       |                   | Total.   |
|--|-------------------------------|------------------|-------------------|---------------------|---------------------|-----------------------|-------------------|----------|
|  | Upper Sind Frontier District. | Sukkur District. | Larkana District. | Nawabshah District. | Hyderabad District. | Thar Parkar District. | Karachi District. |          |
|  | Rs.                           | Rs.              | Rs.               | Rs.                 | Rs.                 | Rs.                   | Rs.               | Rs.      |
| 1. Under correspondence for postponement, of remission or adjustment...                                    | ...                           | 4,741            | 498               | ...                 | ...                 | ...                   | ...               | 5,239    |
| 2. Due from estates under the protection of the Manager, Incumbered Estates and Court of Wards in Sind ... | 1,118                         | 1,356            | 3,097             | 11,567              | 956                 | 4,755                 | 4,716             | 27,565   |
| 3. Recoveries after close of the year ...  | ...                           | ...              | ...               | ...                 | ...                 | ...                   | 2,109             | 2,109    |
| 4. Endeavours for recovery being made.   | ...                           | 12,719           | 10,768            | 70,999              | 49,531              | ...                   | 1,763             | 1,45,800 |
| Total ...  | 1,118                         | 18,816           | 14,363            | 82,566              | 50,487              | 4,755                 | 8,603             | 1,80,713 |

## STATEMENT D.

(Vide paragraph 14.)

Statement showing the extent of Agricultural loan business of Government for the Province of Sind for the years 1915-16 to 1919-20.

| Year.       | Total amount of advancement made under |                            | Balance of advances of previous years outstanding. | Total.    | Total recoveries. | Amount written off. | Balance remaining outstanding. | Interest recovered. |
|-------------|--|----------------------------|--|-----------|-------------------|---------------------|--------------------------------|---------------------|
|             | Land Improvement Loans Act.            | Agriculturists' Loans Act. |  |           |                   |                     |                                |                     |
|             | Rs.                                    | Rs.                        | Rs.  | Rs.       | Rs.               | Rs.                 | Rs.                            | Rs.                 |
| 1915-16 ... | 3,01,397                               | 4,95,062                   | 18,57,223  | 26,53,682 | 9,81,412          | 15,028              | 16,57,242                      | 1,14,300            |
| 1916-17 ... | 2,29,074                               | 4,32,428                   | 16,55,309  | 23,16,811 | 8,95,274          | 13,898              | 14,02,649                      | 1,05,111            |
| 1917-18 ... | 2,62,360                               | 6,16,972                   | 14,02,407  | 22,81,739 | 7,60,575          | 1,345               | 15,19,814                      | 81,805              |
| 1918-19 ... | 8,26,369                               | 21,65,503                  | 15,28,882  | 45,20,759 | 7,37,533          | 1,693               | 37,81,489                      | 71,465              |
| 1919-20 ... | 5,33,798                               | 12,41,097                  | 37,82,463  | 55,57,363 | 21,31,531         | 48,700              | 33,74,132                      | 2,00,933            |

*Annual Reports.*

Land Revenue Administration Report of  
the Bombay Presidency, including  
Sind, for the year 1920-21.

## GOVERNMENT OF BOMBAY.

REVENUE DEPARTMENT.

Resolution No. P.—63.

Secretariat, Fort, Bombay.

Dated the 29th August 1922.

Extract paragraphs 1 to 3 of the letter from the Accountant General No. D.L.Loan-12—2073 dated 17th February 1922—Submitting with reference to paragraph 5 of Government Resolution, Financial Department, No. 2676 dated 13th September 1916, two statements showing the financial results of the working of the Land Improvement and Agriculturists' Loans Acts, from 1st October 1920 to 30th September 1921.

†Memorandum from the Finance Department No. 1202-E. dated 28th March 1922.

\*Letter from the Commissioner, S. D., No. A.D.M. P.R.B. dated 19th January 1922.

\*Letter from the Commissioner, N. D., No. A.D.M.—13 dated 20th January 1922.

\*Letter from the Commissioner, C. D., No. L.N.D. P.R.B. dated 24th January 1922.

\*Memorandum from the Commissioner, Bombay Suburban Division, No. A.D.M. P.R.—1 dated 25th January 1922.

\*Memorandum from the Commissioner in Sind No. Rev.—13 dated 30th January 1922.

\*Submitting the Land Revenue Administration Reports of their respective charges for the year 1920-21, together with the Collectors' and certain Sub-Divisional officers' Administration Reports for the year; the Commissioners also submitting extracts from the other Sub-Divisional officers' reports.

†Letter from the Commissioner, C. D., No. L.N.D. P.R.B. dated 17th May 1922.

†Letter from the Commissioner, Bombay Suburban Division, No. A.D.M. P.R.—1 dated 10th June 1922.

†Memorandum from the Commissioner in Sind No. Rev.—13 dated 29th June 1922.

RESOLUTION.—In the Presidency proper the season was unfavourable in every Division owing to scarcity of rain. Considerable distress was felt in certain districts, particularly in parts of Panch Mahals and Broach in the Northern Division, in Ahmednagar and Sholapur and parts of Poona in the Central Division and in Bijapur and Belgaum in the Southern Division. Lack of fodder led to heavy loss of cattle as a natural consequence and there was an insufficiency of water almost everywhere. Fortunately public health remained good throughout the year, although both plague and cholera appeared in certain localities.

2. Remissions and suspensions of land revenue were made on a liberal scale—the respective figures being :—

| Remissions. | Suspensions. |
|-------------|--------------|
| Rs.         | Rs.          |
| 20,58,000   | 1,47,30,000  |

3. The gross fixed land revenue showed a net increase of a little over Rs. 3 lakhs. The unfavourable character of the season made the demand for takavi unusually large and advances aggregating over 84½ lakhs were made during the year. Prices of food grains rose everywhere in the Northern and Central Divisions, but were easier in the Southern Division; except in Bijapur, where they rose in November.

† Not printed.

4. Wages and labour were not seriously affected by the adverse conditions of the year, but the shortage of supply of labour in the Karnatik gave rise to anxiety. One of the most serious features of the year under review was a widespread strike of talatis in each Division. The situation was however well handled by the Revenue Officers and there were no untoward consequences.

5. In the province of Sind the season was equally bad owing to a very deficient inundation and absence of rain. The area under rabi cultivation contracted considerably and relief measures were freely resorted to in the shape of remissions, suspensions, takavi advances and purchases of fodder. The condition of cattle was bad and the mortality was very heavy, partly owing to dearth of fodder and partly on account of disease. Public health on the contrary was satisfactory. As a result of the unfavourable season prices of food grains and rates of wages and of cart and camel hire all rose.

order of the Governor in Council,

A. R. DALAL,

Deputy Secretary to Government.

G. R. No. P.—63., R. D., dated the 29th August 1922.

To

- |  |   |
|--|---|
| *The Commissioner in Sind,   | *The Resident, Kolhapur, and Political Agent, Southern Mahratta Country States, |
| *The Commissioner, N. D.,  | *The Accountant General,  |
| *The Commissioner, C. D.,  | *The Director of Public Health,   |
| *The Commissioner, S. D.,  | *The Director of Public Instruction,  |
| *The Commissioner, Bombay Suburban Division,   | *The Director of Industries,  |
| *All Collectors, including the Deputy Commissioner, Upper Sind Frontier,             | *The Superintendent, Civil Veterinary Department, Bombay Presidency,            |
| *The Settlement Commissioner and Director of Land Records,                           | *The Educational Department,  |
| *The Settlement Commissioner and Director of Land Records, Bombay Suburban Division, | *The General Department,  |
| *The Director of Agriculture,  | *The Public Works Department,   |
| *The Manager, Encumbered Estates in Sind,  | *The Finance Department,  |
|  | The High Commissioner for India (by letter).                                    |

\* With copies of the report.


No. of 1922.

Copy forwarded for information and guidance to

INDEX TO THE LAND REVENUE ADMINISTRATION REPORT  
OF THE BOMBAY PRESIDENCY, INCLUDING SIND,  
FOR THE YEAR 1921-22.

A.—PRESIDENCY PROPER.

|  | PAGE |
|--|------|
| 1. Season  | 1    |
| 2. Land Revenue  | 5    |
| 3. Gross Revenue   | 7    |
| 4. Alienations   | 8    |
| 5. Net Government Revenue  | 9    |
| 5A. Non-Agricultural Assessment  | 10   |
| 6. Miscellaneous Land Revenue  | 10   |
| 7. Remissions  | 11   |
| 8. Suspensions   | 13   |
| 9. Revenue for collection  | 14   |
| 10. Collections  | 14   |
| 11. Balances   | 15   |
| 12. Takavi   | 15   |
| 13. Area   | 18   |
| 14. Coercive Processes   | 19   |
| 15. Non-Rayatwari holdings   | 20   |
| 16. Trade and Industries   | 21   |
| 17. Prices   | 26   |
| 18. Labour and Wages   | 27   |
| 19. Public Feeling and the Press   | 29   |
| 20. Special matters  | 31   |
| 21. General Remarks (Bombay Suburban Division)   | 36   |
| Appendix No. I.—Contrasted statement showing the gross and net Land Revenue of the Presidency proper for the revenue years 1920-21 and 1921-22 together with the amount of realizations, remissions and sums written off and of the balances outstanding on account of the year under report and previous years, up to 1st August of each year | 38   |
| Appendix No. II.—Statement showing the Takavi Advances made during the year 1921-22 and the progress of the recovery of outstanding balances of Advances   | 46   |
| Appendix No. III.—Statement showing the details of area in the districts of the Presidency proper during the year 1921-22  | 50   |
| Appendix No. IV.—District Form V.—Quinquennial statement of holdings in Government Rayatwari area in the districts of the Presidency proper for 1921-22  | 52   |
| Appendix No. V.—Statement showing the Coercive Processes adopted for the realization of Land Revenue and the results thereof in the districts of the Presidency proper during the year 1921-22   | 60   |



B.—SIND.

|   |    |
|---|----|
| 1. Season   | 63 |
| 2. Gross Revenue  | 64 |
| 3. Alienations  | 64 |
| 4. Net Government Revenue                                     | 64 |
| 5. Miscellaneous Government Revenue as shown in the Talebands | 65 |
| 6. Remissions   | 65 |
| 7. Suspensions  | 66 |
| 8. Revenue for collection                                     | 66 |
| 9. Collections  | 66 |
| 10. Balances  | 67 |
| 11. Coercive Processes  | 67 |

|  | PAGE |
|--|------|
| 12. Miscellaneous Revenue not included in the Talebands ... ..   | 68   |
| 13. Area ... ..  | 68   |
| 14. Takavi ... ..  | 69   |
| 15. Trade and Industries ... ..  | 70   |
| 16. Prices ... ..  | 71   |
| 17. Labour and Wages ... ..  | 71   |
| 18. Public Feeling and the Press ... ..  | 72   |
| 19. Special matters ... ..   | 72   |
| Appendix No. I.—Contrasted statement exhibiting the gross and net Land Revenue of the Province of Sind for the revenue years 1920-21 and 1921-22 together with the amount of realizations, remissions and sums written off, and of the balances outstanding on account of the year under report and previous years, up to the 1st August of each year ... .. | 74   |
| Appendix No. II.—Analytical statement of balances of Land Revenue outstanding on the 1st August 1922 in the Province of Sind ... ..  | 76   |
| Appendix No. III.—Statement showing the Takavi Advances made during the year 1921-22 in the Province of Sind and the progress of the recovery of outstanding balance of advances ... ..  | 78   |
| Appendix No. IV.—Comparative statement showing lands assessed and unassessed, occupied and unoccupied, in the Province of Sind during the year 1921-22 and the previous year ... ..  | 78   |
| Appendix No. V.—Statement showing the Coercive Processes adopted for the realization of Land Revenue and the results thereof in the Province of Sind during the year 1921-22 ... ..  | 80   |
| Appendix No. VI.—Quinquennial statement showing the number and extent of land-holder's estates in surveyed villages in the districts of the Province of Sind for the year 1921-22 ... ..   | 82   |



# LAND REVENUE ADMINISTRATION REPORT OF THE BOMBAY PRESIDENCY, INCLUDING SIND, FOR THE YEAR 1921-22.

## A.—PRESIDENCY PROPER.

F. G. PRATT, Esq., I.C.S., Commissioner, Northern Division.  
G. W. HATCH, Esq., I.C.S., Commissioner, Central Division.  
L. J. MOUNTFORD, Esq., C.B.E., I.C.S., Commissioner, Southern Division.  
J. R. MARTIN, Esq., I.C.S., Commissioner, Bombay Suburban Division.

### 1. SEASON.

#### NORTHERN DIVISION.

The season of 1921-22 was on the whole satisfactory. The rainfall during the year was more than the average of the last five years as will appear from the following table :—

| Name of the district. | Average rainfall in<br>1921-22. |        | Average rainfall in<br>the last five years. |        |
|-----------------------|---------------------------------|--------|---|--------|
|                       | Inches.                         | Cents. | Inches.                                     | Cents. |
| Ahmedabad ... ..      | 36                              | 16     | 28  | 05     |
| Kaira ... ..          | 40                              | 76     | 31  | 42     |
| Panch Mahals ... ..   | 54                              | 28     | 31  | 75     |
| Broach ... ..         | 37                              | 52     | 33  | 44     |
| Surat .. ..           | 72                              | 58     | 54  | 44     |
| Thana ... ..          | 100                             | 25     | 83  | 28     |

In the districts of Ahmedabad, Kaira and the Panch Mahals there were only light and irregular showers in June and the first week of July and the regular monsoon opened in the middle of July. The fall was thereafter more or less continuous till the middle of August. In the Broach district it started only with light showers in the first week of July, but the regular monsoon commenced, as elsewhere, in the middle of that month, and thereafter the fall was continuous till the end of the month. The continuous fall was beneficial to rice; but it somewhat damaged bajri which had to be re-sown. In the Dohad taluka of the Panch Mahals district the early sown maize withered on account of insufficient rain in the first half of July. This combined with the damage done by caterpillars created great anxiety and resulted in increasing the number of attendance on famine works which was the largest on 15th July. The rain in the second fortnight of July however saved the situation and afforded the much needed relief. September was a month of very heavy rainfall in the Gujarat districts. It proved somewhat injurious to kharif crops but it gave excellent saturation and proved most beneficial to rabi crops. Floods due to heavy rains damaged the standing crops in the river-side villages of the Mehmedabad, Matar and Kapadvanj talukas of the Kaira district and a few villages of the Amod taluka of the Broach district. The area damaged was however re-sown. The Narbada was also in flood but fortunately there was no damage to crops nor loss of human life. In the Surat and Thana districts the season commenced in June except in parts of the Olpad taluka of the former district and the rains were seasonal and well distributed on the whole. The kharif crops in the Gujarat districts yielded a 5 to 12 anna crop, while the outturn of rabi crop was estimated at 9 to 11 annas. Rice yielded a 8 to 11 anna crop in the Gujarat districts, while its outturn was 12 annas in the Thana district where it is a principal crop. Cotton in the Broach district yielded a 8 anna crop. The outturn of rabi crops in the Division varied from 9 to 12 annas.

*Water supply.*—Owing to heavy rains there was sufficient water in tanks and wells for domestic and agricultural purposes. The grant of Rs. 35,000 sanctioned by Government under their Resolution No. G. D. 6344 dated 21st

May 1921 for the improvement of village water supply and for boring and jumper experiments was distributed as under :—

|                     | Rs.    |
|---------------------|--------|
| Ahmedabad ... ..    | 3,000  |
| Kaira ... ..        | 5,000  |
| Panch Mahals ... .. | 2,000  |
| Broach ... ..       | 4,000  |
| Surat ... ..        | 1,000  |
| Thana ... ..        | 3,000  |
|                     | 18,000 |

Rs. 2,000 were further allotted to the Kaira District Local Board for boring works and Rs. 14,000 were placed at the disposal of the Executive Engineer, Northern Sanitary District, Nasik, for expenditure on the second bore at Bavla in the Dholka taluka of the Ahmedabad district. The amount actually spent by the Local Boards concerned in 1921-22 on the improvement of village water supply was as under :—

|                    | Rs.    |
|--------------------|--------|
| Ahmedabad ... ..   | 40,940 |
| Kaira ... ..       | 37,503 |
| Panch Mahals... .. | 9,501  |
| Broach ... ..      | 24,810 |
| Surat ... ..       | 5,504  |
| Thana ... ..       | 25,467 |

The boring at Bavla has proved successful and sweet water is now flowing at the rate of 48 gallons per minute. The people are collecting subscriptions to defray the cost of piping the water nearer to the town.

*Cattle and fodder.*—Fodder for cattle was sufficient throughout the Division. Some difficulty was experienced in the Panch Mahals district in June and July before green grass became available. It was met by the issue of grass on the tagavi system. About 15 lac pounds of grass stored in the forest depôt was sold for cash. The Mahajan also imported some grass in July from Malva. In Thana the supply of fodder was more than sufficient and a large quantity was as usual exported to Bombay.

Rinderpest, foot and mouth disease and *hæmorrhagic septicæmia* appeared more or less in all the districts of the Division. Veterinary Assistants gave good help and advice to the people. The number of attacks and deaths during the year was as shown below :—

|                         |  |
|-------------------------|--|
| Number attacked—11,096. | Number of cattle inoculated—5,454.           |
| Number of deaths—3,116. | Number of deaths out of those inoculated—25. |

*Public health.*—Public health was generally good. The mortality in the Ahmedabad district in the month of November was the highest. It was due to the after effects of the heavy rain. Cholera appeared in three villages of the Kaira district and in parts of the Kalol and Dohad talukas and Jhalod mahal of the Panch Mahals district. In the former district there were 75 attacks and 35 deaths while in the latter the number attacked was 338 of whom 171 died. It was confined to one village in the Ankleshwar taluka of the Broach district where only one case was reported. In the Thana district it appeared in a few villages of the North Salsette and Bassein talukas and was responsible for 16 attacks and 12 deaths.

Small-pox appeared in two villages of the Kaira district, in the Kalol taluka of the Panch Mahals district, in Broach, Ankleshwar and Waghra talukas of the Broach district, and in Jalalpore, Olpad and Pardi talukas of the Surat district. In Kaira there were 45 attacks and 4 deaths, while in the Panch Mahals the number attacked was 170 of whom 40 died. In the Broach district it appeared in a mild form and caused no loss of human life. In the Surat district however 23 persons were attacked of whom 10 died.

The Gujarat districts were free from plague. There was only one imported case of plague in the Broach City. It visited 24 villages of the North Salsette, Bassein, Mahim, Kalyan and Bhiwandi talukas of the Thana district and caused 253 deaths.

Influenza appeared in the Mokhada petha and the Shahapur taluka of the Thana district and carried off 64 out of 112 persons attacked.

## CENTRAL DIVISION.

The season was more favourable than its predecessor. The monsoon broke early in June but was feeble and the rain was scattered. It grew stronger towards the end of the month and the falls during that and the following months, being sufficient and well distributed, enabled kharif sowings to be completed. Heavy showers in July and August in Mulshi (Poona) retarded transplantation of rice seedlings, while those during the same period and in September slightly damaged the standing crops in East Khandesh and the hilly tracts of Satara. In the Ahmednagar district owing to a severe famine in the preceding year a large area was sown with kharif, but in this district as well as in all others the kharif crops which seemed promising at the beginning suffered seriously owing to the long break in August and part of September. In the Ahmednagar and Nasik districts, as also in parts of Poona, Satara and Sholapur, the standing crops withered for want of moisture and the outturn was poor. In the Ahmednagar district the annewari of these crops was 4 to 6 annas and in the Karjat, Nagar and Sangamner talukas it was below 4 annas. The showers received in the latter part of September and in October saved the surviving kharif crops and gave a good start to rabi sowings. However expectations were again disappointed, and the absence of late rain resulted in a poor rabi outturn over the greater portion of the Nasik, Ahmednagar and Poona districts, and in parts of Sholapur and Satara. In the two Khandesh districts the outturn of both kharif and rabi taken as a whole was normal. The cotton crop in both Khandeshes was normal while in Ahmednagar it was poor except in the Nevasa taluka where it yielded an 8 anna crop.

In the affected parts suspensions and remissions of land revenue according to the rules had to be given. In the Nasik district patasthal assessment to the extent of Rs. 85,123 was remitted owing to scarcity of water. The Collector of East Khandesh observes as follows:—

‘The agitation for the non-payment of land revenue in Edlabad petha following on the revision of the land assessment was firmly met and tactfully handled by the petha authorities. All dues were eventually collected.’

In regard to agriculture and agricultural conditions in that district, the same Collector reports:—

‘The agriculturists prospered \* \* \*. There are very considerable signs of intelligent improvement in the methods of cultivation. Manure is being more generally used, and the co-operative societies such as those in Pachora are leading to discussion of new methods and new ideas which must have valuable results in the near future.’

The Collector of West Khandesh says:—

‘The excessive number of marriages noticed to have been celebrated among the agricultural classes this year is perhaps evidence of the general prosperity and the improved credit on their part brought about by the conditions of the year’s season.’

*Cattle and fodder.*—Fodder was adequate and the prices were much easier than in the preceding year. The condition of cattle showed signs of improvement.

*Cattle diseases* appeared in all districts except East Khandesh and carried away about 2,100 animals.

*Water supply.*—In both Khandesh districts water supply was adequate. In West Khandesh the District Local Board with the help of a Government grant spent Rs. 5,577 on construction and repairs of wells. In parts of the Nasik district there was scarcity of drinking water and a grant of Rs. 2,600 was sanctioned for the improvement of village water supply. In the eastern and southern talukas of Satara the supply of water was insufficient both for irrigation and drinking purposes at the beginning but was improved by the rains in July-August. As a result water was generally sufficient in the district for drinking purposes. In the Ahmednagar district scarcity of drinking water was greatly felt in the Shrigonda, Jamkhed and Shevgaon talukas. In Sholapur water supply was inadequate in the Karmala and Malsiras talukas. A large amount was spent on the improvement of village water supply and tagai for wells was freely distributed.

*Public health.*—Public health was generally good. Plague appeared in all districts except Sholapur and caused 1,665 deaths; cholera carried away 1,950 persons from all districts, influenza 391 persons and small-pox 277 persons.

A Sub-Assistant Surgeon was appointed for anti-malarial measures in the notoriously malarious tracts of Navapur and Nandurbar talukas (West Khandesh).

#### SOUTHERN DIVISION.

The season was more favourable than the previous year.

*Belgaum.*—Though sowing in rice tracts was retarded owing to the want of pre-monsoon showers, the rainfall in June was general and sufficient and gave a good start to sowing operations especially in the rice tracts which however suffered in July from a long break. The north and east of the district had sufficient rain for the sowing of kharif crops. Absence of rain in August and September, except in the rice area, told upon kharif crops and retarded rabi sowings. The situation was considerably improved by widespread October and November rains. The Krishna valley area which was affected in the previous year produced bumper crops. The rich tobacco crops in Chikodi suffered from excessive rainfall in November. The area under cotton fell considerably owing partly to fall in the prices of cotton and partly to the lesson taught by the preceding seasons when food crops fetched better prices. The yield was on the whole normal except in a few north-eastern villages of Athni and eastern part of Chikodi where suspended revenue had to be resuspended.

*Bijapur.*—Good rainfall in June and July was followed by a long break in August and September and the situation looked serious. Fortunately October and November brought good rainfall and the situation was saved. The harvest yielded a good outturn. The area under cotton was much restricted owing to the lateness of the rainfall.

*Dharwar.*—Owing to the uneven and insufficient rainfall in August and September paddy and kharif crops began to wither. The fall in October and November which was abundant and general improved the kharif crops and facilitated rabi sowings. The kharif outturn was average while the rabi yield was above normal. The year was more prosperous than the previous year.

*Kanara.*—The monsoon was satisfactory as the rainfall recorded was 12 inches in excess of last year. A break in the latter part of June and beginning of July gave some cause for anxiety which was removed by August rains. Rice and garden crops were good except in Siddapur where betel-nut suffered from *Koleroga*.

*Kolaba and Ratnagiri.*—The year was good.

Water and fodder supply were adequate. With the exception of a few sporadic cases of plague and cholera in the two talukas of Belgaum, public health was good. The condition of agricultural stock was satisfactory.

Pigs continue to cause considerable damage in Kanara and Dharwar. Fencing was not tried in Kanara as the results of the last year were disappointing. Poison was tried in one village in Kanara and about 50 pigs were killed. Similar measures were suggested by me for adoption to the people of Tadas in the Dharwar district who have taken up the matter earnestly by forming a committee and the Commissioner is arranging for this. A special pig poisoner who could instruct and superintend operations would be useful.

The Collector of Kanara reports that more than 30 wild elephants were shot since the campaign of extermination was started. Most of them were shot by sportsmen from Belgaum. The damage these beasts do to rice crops must be seen to be appreciated.

#### BOMBAY SUBURBAN DIVISION.

*Economic conditions and prospects.*—The monsoon set in from the 11th of June and sowing operations were immediately taken up. The sowing operations were completed by the end of June. The transplantation of crops commenced from the first week of July and completed by the middle of August. Owing to favourable monsoon the outturn of the year was plentiful. Water supply was on the whole adequate throughout the whole year. The total rainfall of the year (inches 85 cents 19) was considerably above that of the last year.

Rice is the principal crop of the district and varkas and garden crops are secondary. The anna valuation was twelve annas.

*Fodder and cattle.*—Fodder and water supply were sufficient.

Rinderpest appeared in three villages of Ambarnath and in three villages of the South Salsette taluka. The number of cattle attacked was 72 and 37 deaths were recorded. In the South Salsette taluka 95 cattle were inoculated against rinderpest of which none died. The subordinate revenue and the veterinary staff looked after the infected animals and inoculation and medical treatment arrested the spread of the disease.

*Public health.*—The public health was generally good. Plague, cholera, influenza and small-pox appeared as last year, but the epidemic did not assume a virulent type. The details of attacks and deaths are given below:—

| Name of disease. | Number of villages infected. | Attacks. | Deaths. |
|------------------|------------------------------|----------|---------|
| Plague ... ..    | 11                           | 114      | 93      |
| Cholera .. ...   | 4                            | 72       | 46      |
| Influenza ... .. | 1                            | 11       | 6       |
| Small-pox ... .. | 7                            | 122      | 18      |

Inoculation, evacuation, disinfection of water supply and vaccination are generally resorted to according to convenience and circumstances of each case.

## 2. LAND REVENUE.

### NORTHERN DIVISION.

The statement appended gives an account of the land revenue demand, collections, suspensions, remissions, etc.

| Name of district.    | Arrears at the beginning of the year, i.e., 1st August 1921. |               | Current consolidated demand of the year 1921-22. | Total demand. | Suspensions.  | Remissions.  | Collections.  | Over-collections. | Arrears at the close of the year. |                    |
|----------------------|--|---------------|--|---------------|---------------|--------------|---------------|-------------------|-----------------------------------|--------------------|
|                      | Authorized.  | Unauthorized. |  |               |               |              |               |                   | Of current year's demand.         | Of previous years. |
| 1                    | 2  | 3             | 4  | 5             | 6             | 7            | 8             | 9                 | 10                                | 11                 |
| Ahmedabad ...        | Rs. 12,82,434  | Rs. 15,490    | Rs. 18,89,166                                    | Rs. 31,87,030 | Rs. 10,54,718 | Rs. 1,11,934 | Rs. 20,06,528 | Rs. 9,747         | Rs. 4,564                         | Rs. 9,286          |
| Kaira ...            | 16,76,786  | 11,669        | 23,68,564  | 40,57,035     | 13,94,223     | 2,75,947     | 23,80,695     | 7,538             | 3,406                             | 2,764              |
| Panch Mahals ...     | 1,83,982   | 971           | 4,09,992   | 5,94,945      | 1,34,065      | 18,494       | 4,42,171      | 441               | 192                               | 23                 |
| Broach ...           | 10,11,776  | 501           | 22,45,904  | 32,58,181     | 5,23,565      | 50,880       | 26,83,595     | 14,233            | 123                               | 18                 |
| Surat ...            | 63,582   | ...           | 26,46,112  | 27,09,694     | 6,446         | 32,633       | 26,70,581     | 3,860             | 34                                | ...                |
| Thana ...            | 34,649   | 2,696         | 14,95,314  | 15,32,659     | ...           | 1,071        | 15,30,060     | 9,947             | 1,342                             | 166                |
| Divisional total ... | 42,53,211  | 31,261        | 1,10,55,072                                      | 1,58,39,544   | 31,13,017     | 4,90,959     | 1,17,13,630   | 45,766            | 9,661                             | 12,277             |

*Note.*—The difference between the figures of authorized arrears shown in column 2 against Broach and those shown in column 6 (suspensions) of the last year's statement is due to adjustment on account of over-collections in past years.

## CENTRAL DIVISION.

The appended statement shows the year's consolidated land revenue collections, suspensions, remissions, balances, etc.

| District.         | Past arrears. |               | Current consolidated demand. | Total consolidated demand. | Suspensions. | Remissions. | Collections. | Unauthorized balance. |
|-------------------|---------------|---------------|------------------------------|----------------------------|--------------|-------------|--------------|-----------------------|
|                   | Authorized.   | Unauthorized. |                              |                            |              |             |              |                       |
| 1                 | 2             | 3             | 4                            | 5                          | 6            | 7           | 8            | 9                     |
|                   | Rs.           | Rs.           | Rs.                          | Rs.                        | Rs.          | Rs.         | Rs.          | Rs.                   |
| Ahmednagar ...    | 28,29,999     | ...           | 21,43,776                    | 49,73,775                  | 30,06,407    | 10,37,169   | 9,80,170     | 29                    |
| East Khandesh ... | 9,40,988      | 9,318         | 86,47,569                    | 45,97,865                  | 3,499        | 95,418      | 44,98,847    | 101                   |
| West Khandesh ... | 7,67,745      | †39,751       | 22,31,119                    | 30,38,615                  | 83,253       | 30,750      | 29,12,665    | 11,947                |
| Nasik ...         | 14,02,765     | 867           | 21,17,485                    | 35,21,117                  | 9,56,637     | 2,11,669    | 23,52,811    | ...                   |
| Poona ...         | *9,48,194     | 8,816         | 17,68,415                    | 27,20,425                  | 10,17,991    | 2,82,273    | 14,11,370    | 8,791                 |
| Satara ...        | 9,40,856      | ...           | 21,60,626                    | 31,01,482                  | 4,50,563     | 1,32,840    | 25,16,969    | 1,110                 |
| Sholapur ...      | 8,84,218      | 703           | 14,89,198                    | 23,68,119                  | 6,59,391     | 1,10,107    | 15,93,462    | 159                   |
| Total ...         | 87,09,760     | 59,450        | 1,55,52,188                  | 2,43,21,399                | 61,77,741    | 19,00,226   | 1,62,21,294  | 22,137                |

\*The difference of Rs. 9,831 between the figure shown in column 2 and that in column 6 of the last year's statement is due to the fact that the arrears of the village of Belha have been deducted from the total figure, the village having been re-granted as Inam to the Inamdar.

†The difference of Rs. 89 between the figure shown in column 3 and that in column 9 of the last year's statement is due to the adjustment of mistakes in accounts found at the time of Jamabandi audit after the close of the previous year.

## SOUTHERN DIVISION.

The appended statement shows the year's consolidated land revenue, collections, suspensions, remissions, balances, etc. :—

| District.            | Past arrears. |               | Current consolidated demand. | Total consolidated demand. | Suspensions. | Remissions. | Collections. | Unauthorized balance. |
|----------------------|---------------|---------------|------------------------------|----------------------------|--------------|-------------|--------------|-----------------------|
|                      | Authorized.   | Unauthorized. |                              |                            |              |             |              |                       |
| 1                    | 2             | 3             | 4                            | 5                          | 6            | 7           | 8            | 9                     |
|                      | Rs.           | Rs.           | Rs.                          | Rs.                        | Rs.          | Rs.         | Rs.          | Rs.                   |
| Belgaum ...          | 4,25,000      | 8,961         | 20,21,878                    | 24,55,839                  | 1,94,518     | 6,369       | 23,17,325    | 7,626                 |
| Bijapur ...          | 12,24,665     | 81,043        | 17,16,141                    | 29,71,848                  | 6,16,241     | 27,541      | 23,20,154    | 7,912                 |
| Dharwar ...          | 71,596        | 1,805         | 31,63,333                    | 32,41,733                  | 46,797       | 67,828      | 31,26,762    | 346                   |
| Kanara ...           | 18,034        | 376           | 10,75,763                    | 10,94,172                  | 4,465        | 9,088       | 10,79,891    | 733                   |
| Kolaba ...           | .....         | .....         | 14,76,863                    | 14,76,863                  | 150          | 4,089       | 14,70,087    | 2,537                 |
| Ratnagiri ...        | 11,507        | 59            | 9,62,689                     | 9,74,255                   | 13,573       | 5,265       | 9,55,254     | 63                    |
| Divisional Total ... | 17,60,809     | 42,243        | 1,04,21,665                  | 1,22,14,710                | 8,06,844     | 1,20,180    | 1,12,69,464  | 19,223                |

The jamabandi was effected within the appointed time in all talukas except Kalghatgi (in Dharwar), Supa petha and Kirwatti, Dandeli, Kulgi and Virnoli forest mahals (in Kanara) and Devgad (in Ratnagiri) where there was delay which calls for no special explanation.

## BOMBAY SUBURBAN DIVISION.

The audit of the accounts of the South Salsette taluka for the year just completed was performed by the Prant Officer and the accounts of the Ambar-nath taluka were audited by the Collector, Bombay Suburban district.

The following statement shows the details of the consolidated land revenue :—

|   |                 |
|---|-----------------|
| 1. Arrears at the beginning of the year—  | Rs.             |
| (a) Authorised  | 4,199           |
| (b) Unauthorized  | 9,380           |
| 2. Current demand for the year (including over-collections of the previous years) | 1,61,494        |
|   | <u>1,75,073</u> |
| 3. Suspensions  | 6,263           |
| 4. Remissions including writes off  | 6,583           |
| 5. Collections (including over-collections of previous years)                     | 1,60,677        |
| 6. Arrears at the close of the year—  |                 |
| (a) of current year's demand  | 1,436           |
| (b) of previous years' demand   | 114             |

## 3. GROSS REVENUE.

(Column 3 of Appendix I.)

## NORTHERN DIVISION.

The gross fixed land revenue of the Division shows a net increase of Rs. 1,584 as detailed below :—

| District.        |     |     |     |     | Rs.     |
|------------------|-----|-----|-----|-----|---------|
| Ahmedabad        | ... | ... | ... | ... | + 6,164 |
| Kaira            | ... | ... | ... | ... | — 149   |
| Panch Mahals     | ... | ... | ... | ... | + 198   |
| Broach           | ... | ... | ... | ... | — 7,417 |
| Surat            | ... | ... | ... | ... | + 695   |
| Thana            | ... | ... | ... | ... | + 2,093 |
| Net increase ... |     |     |     |     | + 1,584 |

The increase in Ahmedabad, Surat and Thana was mainly due to the grant of unoccupied land for cultivation and to the increase in non-agricultural revenue. In Thana it was also due to the levy of full assessment on the alienated village of Mulgaon which was made khalsa during the year. The decrease in Broach is mainly due to the fact that in previous years full assessment of free or specially reduced land was shown in column 7 by mistake instead of the amount actually foregone. The mistake has now been rectified and the amount foregone has been shown in column 7. The minor variations in the Kaira and the Panch Mahals districts call for no remarks.

## CENTRAL DIVISION.

The gross fixed land revenue (Rs. 1,67,85,122) was larger in all districts except Satara, the aggregate increase over the figure of the preceding year being Rs. 2,67,222 as shown below :—

|               |     |     |     |     | Rs.        |
|---------------|-----|-----|-----|-----|------------|
| Ahmednagar    | ... | ... | ... | ... | + 486      |
| East Khandesh | ... | ... | ... | ... | + 2,13,709 |
| West Khandesh | ... | ... | ... | ... | + 559      |
| Nasik         | ... | ... | ... | ... | + 8,796    |
| Poona         | ... | ... | ... | ... | + 8,089    |
| Satara        | ... | ... | ... | ... | — 516      |
| Sholapur      | ... | ... | ... | ... | + 36,099   |
| Total ...     |     |     |     |     | + 2,67,222 |

The increase in East Khandesh and Sholapur is partly due to the introduction of the second revision rates in some talukas and partly to the levy of non-agricultural assessment on building plots. In Nasik the introduction of the second revision settlement rates contributed to the increase. In Poona the increase is partly due to the levy of non-agricultural assessment on building plots and partly to the levy of assessment on unassessed lands given out for cultivation. In Ahmednagar it was due to the grant of forest and waste lands for cultivation and in West Khandesh to the levy of non-agricultural assessment, assessment on bagait and waste lands and other minor causes.

The small decrease in Satara is due partly to the abatement of assessment on lands assigned for public purposes and partly to corrections of errors in survey records.

## SOUTHERN DIVISION.

The gross fixed land revenue (Rs. 1,15,40,271) shows a net increase of Rs. 85 as follows :—

|           |     |     |     |     | Rs.     |
|-----------|-----|-----|-----|-----|---------|
| Belgaum   | ... | ... | ... | ... | — 287   |
| Bijapur   | ... | ... | ... | ... | + 649   |
| Dharwar   | ... | ... | ... | ... | + 657   |
| Kanara    | ... | ... | ... | ... | + 510   |
| Kolaba    | ... | ... | ... | ... | + 3,987 |
| Ratnagiri | ... | ... | ... | ... | — 5,431 |
| Total ... |     |     |     |     | + 85    |

In Bijapur the increase is mainly due to imposition of scale judi and to revision of building assessment, in Dharwar to levy of non-agricultural assessment, in Kanara partly to assessment levied on disforested area and partly to levy of non-agricultural assessment, in Kolaba to the levy of assessment on building sites and on lands given out on reclamation lease.

The decrease in Belgaum is due to land acquired for public purposes and in Ratnagiri to correction of errors in last year's figures.

#### BOMBAY SUBURBAN DIVISION.

There is an increase of Rs. 6,563 due essentially to the assessment of the khar land at Andheri which was not assessed heretofore.

#### 4. ALIENATIONS.

(Column 5 of Appendix I.)

#### NORTHERN DIVISION.

There was a decrease of Rs. 1,680 under this head as shown below:—

|                    | Rs. |
|--------------------|-----|
| Ahmedabad ... ..   | 36  |
| Kaira ... ..       | 917 |
| Panch Mahals... .. | 5   |
| Broach ... ..      | 144 |
| Surat ... ..       | 155 |
| Thana ... ..       | 423 |

Net decrease ... - 1,680

The decrease in Ahmedabad and the Panch Mahals is negligible while that in Kaira is mainly due to the increase of Jama and reduction of Nuksan at the revision survey of the village of Chandna in the Matar taluka and of Silod in the Nadiad taluka and to the forfeiture of service inam lands in Thasra, Kapadvanj and Nadiad talukas. The decrease in Broach and Surat is due to the resumption of *Vethias'* service lands and to the cancellation of *himayat* assessment. The decrease in Thana is due to the levy of full assessment on the alienated village of Mulgaon which was made khalsa during the year.

#### CENTRAL DIVISION.

There was a net increase of Rs. 37,419 as shown below:—

|                      | Rs.      |
|----------------------|----------|
| Ahmednagar ... ..    | 658      |
| East Khandesh ... .. | + 30,729 |
| West Khandesh ... .. | - 1,041  |
| Nasik ... ..         | - 2,394  |
| Poona ... ..         | + 6,485  |
| Satara ... ..        | - 484    |
| Sholapur ... ..      | + 4,784  |
|                      | <hr/>    |
|                      | + 37,419 |

The increase in East Khandesh and Sholapur is due to the introduction of second revision settlements; and in Poona to the regrant of an inam village. The decrease in the Ahmednagar district is due to resumption of an inam village; that in West Khandesh to the imposition of enhanced scale judi on Patil and Kulkarni inam lands; that in Nasik to increase in the scale judi and remuneration of village officers and that in Satara partly to resumption of inam and partly to the abatement of assessment of lands assigned to Railway.

#### SOUTHERN DIVISION.

There was a net decrease of Rs. 1,953 as shown below:—

|                  | Rs.     |
|------------------|---------|
| Belgaum ... ..   | + 196   |
| Bijapur ... ..   | - 1,609 |
| Dharwar ... ..   | - 488   |
| Kanara ... ..    | 8       |
| Kolaba ... ..    | - 40    |
| Ratnagiri ... .. | - 4     |
|                  | <hr/>   |
|                  | - 1,953 |



The decrease in Bijapur is due to the increase of scale judi on watan lands consequent on revision settlement and in Dharwar to levy of full assessment on sanadi inam lands.

The increase in Belgaum and the decrease in Kanara, Kolaba and Ratnagiri call for no remarks.

#### BOMBAY SUBURBAN DIVISION.

There is drop of Rs. 220 under this head which is due mainly to acquisition of alienated land for development purposes.

*Assessment of unoccupied land (column 6 of Appendix I).*—There is an increase of Rs. 6,097 under this head and the fact that land at Andheri which was not assessed before has now been assessed and reserved for occupancy has been responsible for the increase.

#### 5. NET GOVERNMENT REVENUE.

(Columns 8, 9 and 10 of Appendix I.)

#### NORTHERN DIVISION.

There has been a net increase of Rs. 10,773 under this head as detailed below :—

|              |     |     |     |     | Rs.     |
|--------------|-----|-----|-----|-----|---------|
| Ahmedabad    | ... | ... | ... | ... | + 7,799 |
| Kaira        | ... | ... | ... | ... | — 4,313 |
| Panch Mahals | ... | ... | ... | ... | + 569   |
| Broach       | ... | ... | ... | ... | + 1,568 |
| Surat        | ... | ... | ... | ... | + 2,826 |
| Thana        | ... | ... | ... | ... | + 2,324 |

Net increase + 10,773

The increase in Ahmedabad, the Panch Mahals, Broach, Surat and Thana is due partly to the increase in non-agricultural revenue but mainly to the giving out of unoccupied land for cultivation. In Thana it was also due to the levy of full assessment on the alienated village of Mulgaon which was made khalsa during the year. The decrease in Kaira is due to relinquishments and forfeitures on account of land revenue arrears and breach of the conditions of the restricted tenure.

#### CENTRAL DIVISION.

This shows a total increase of fixed revenue of Rs. 2,25,975 all districts contributing to it as shown below :—

|               |     |     |     |     | Rs.        |
|---------------|-----|-----|-----|-----|------------|
| Ahmednagar    | ... | ... | ... | ... | + 1,423    |
| East Khandesh | ... | ... | ... | ... | + 1,79,432 |
| West Khandesh | ... | ... | ... | ... | + 1,544    |
| Nasik         | ... | ... | ... | ... | + 10,654   |
| Poona         | ... | ... | ... | ... | + 1,569    |
| Satara        | ... | ... | ... | ... | + 40       |
| Sholapur      | ... | ... | ... | ... | + 31,313   |

2,25,975

The causes of increase in all districts except Satara, where the increase is negligible, are mentioned in paragraph 3 above.

#### SOUTHERN DIVISION.

There was a net increase of fixed revenue of Rs. 2,645 as detailed below:—

|           |     |     |     |     | Rs.     |
|-----------|-----|-----|-----|-----|---------|
| Belgaum   | ... | ... | ... | ... | — 862   |
| Bijapur   | ... | ... | ... | ... | + 2,394 |
| Dharwar   | ... | ... | ... | ... | — 171   |
| Kanara    | ... | ... | ... | ... | — 3,577 |
| Kolaba    | ... | ... | ... | ... | + 4,178 |
| Ratnagiri | ... | ... | ... | ... | + 683   |

+ 2,645



It is chiefly due to larger revenue under the following heads :—

- (1) Sale proceeds of *tarwad* and trees in Ahmednagar.
- (2) Sale proceeds of occupancy rights in village sites and fines for encroachments in East Khandesh, Nasik and Sholapur and of waste lands in Satara and Nasik.
- (3) Melon bed cultivation, sale of grass and water assessment in Nasik.
- (4) Grant of forest lands for cultivation in Poona.

#### SOUTHERN DIVISION.

There was a net increase of Rs. 4,254 as shown below :—

|                  | Rs.      |
|------------------|----------|
| Belgaum ... ..   | + 4,237  |
| Bijapur ... ..   | - 10,716 |
| Dharwar ... ..   | + 7,015  |
| Kanara ... ..    | + 3,132  |
| Kolaba ... ..    | - 1,193  |
| Ratnagiri ... .. | + 1,779  |
|                  | <hr/>    |
|                  | + 4,254  |

In Belgaum and Dharwar the increase is due to sale of waste lands and building sites and to levy of one-fourth fine, in Kanara to levy of one-fourth fine and in Ratnagiri to sale of *casuarina* trees at Jhadgav.

The decrease in Bijapur and Kolaba is due to smaller receipts from sales of occupancy rights of land and from other items of fluctuating nature.

#### BOMBAY SUBURBAN DIVISION.

There is a net decrease of Rs. 32,658 as against an increase of Rs. 20,699 in the last year. This decrease is mainly attributed to the fact that composition non-agricultural assessment was not received in as many cases as last year.

#### 7. REMISSIONS.

(Column 22 of Appendix I.)

#### NORTHERN DIVISION.

The total remissions granted during the year under report amounted to Rs. 4,90,959 as against Rs. 15,68,495 during the previous year. The details of main items of remissions are given below :—

|   | Rs.      |
|---|----------|
| Automatic remissions of suspended land revenue of previous years in Ahmedabad, Kaira, the Panch Mahals, Broach and Surat districts ... .. | 3,29,133 |
| Remissions of water rate under No. 7 of the Remissions and Suspensions Rules in the Ahmedabad district ...                                | 2,723    |
| Difference between the old and enhanced revision assessments in the Ahmedabad and Broach districts ...                                    | 46,937   |
| Remissions on account of waterlogged areas in the Surat and Thana districts ... ..  | 24,944   |
| Remissions on account of local calamities in Kaira and Thana districts ... ..   | 5,316    |
| Remissions on account of diluvium in Broach and Surat districts ... ..  | 11,865   |
| Arrears written off as irrecoverable in Ahmedabad, Surat and Thana districts ... ..   | 5,179    |
| Arrears due on forfeited lands in Kaira and Broach districts.   | 53,885   |
| Miscellaneous causes ... ..   | 10,977   |
|   | <hr/>    |
| Total ...   | 4,90,959 |

## CENTRAL DIVISION.

The total remissions amounted to Rs. 19,00,226 against Rs. 3,75,791 in the previous year. The details are :—

|   | Rs.       |
|---|-----------|
| (1) Remissions on account of revision settlement (in all districts) ... ..  | 1,33,431  |
| (2) Written off as irrecoverable (in West Khandesh, Nasik and Sholapur) ... ..  | 7,621     |
| (3) Demand cancelled (in all districts except East Khandesh) ... ..   | 7,449     |
| (4) Remission of water rate (in all districts except East Khandesh and Sholapur) ... ..                                 | 1,23,616  |
| (5) Remission on account of destruction by fire ... ..  | 448       |
| (6) Automatic remission (in all districts except East Khandesh) ... ..  | 16,13,892 |
| (7) Waterlogging (in Poona and Satara) ... ..   | 4,148     |
| (8) Land taken up for public or special purposes ... ..   | 1,890     |
| (9) Arrears due on forfeited lands ... ..   | 1,071     |
| (10) Remission of assessment of waste lands given on annual leases (remitted owing to failure of crops in Poona) ... .. | 5,744     |
| (11) Miscellaneous ... ..   | 916       |
| Total ...   | 19,00,226 |

## SOUTHERN DIVISION.

The total remissions amounted to Rs. 1,20,180 against Rs. 1,11,643 in the previous year. The details are :—

|   | Rs.      |
|---|----------|
| (1) Reduction of assessment on account of revision settlement and remissions according to Igatpuri rules ... ..                             | 4,798    |
| (2) Written off as irrecoverable ... ..   | 3,401    |
| (3) Demands cancelled ... ..  | 6,311    |
| (4) Remission of water rates owing to failure of water for irrigated crops in Dharwar and Kanara... ..                                      | 63,836   |
| (5) Remission on account of destruction by fire ..  | 27       |
| (6) Lands lying fallow in Kanara ... ..   | 4,582    |
| (7) Remission of patasthal assessment in Belgaum ... ..   | 769      |
| (8) Remission to the widow of the late Bilgi Chief (Kanara). ..   | 299      |
| (9) Remission on account of destruction of crops by wild elephants (in Kanara) ... ..   | 60       |
| (10) Remission of assessment on gaathan holdings in Khoti villages in Ratnagiri (G. R., R. D., No. 4869 dated 26th May 1914) ... ..         | 1,168    |
| (11) Remission of assessment on land held rent-free in Khoti villages of Ratnagiri (G. R., R. D., No. 6852 dated 8th September 1904) ... .. | 1,748    |
| (12) Remission owing to failure of crops in Kanara ... ..   | 117      |
| (13) Automatic remissions in Belgaum, Bijapur, Dharwar and Kanara ... ..  | 30,085   |
| (14) Remission granted to soldiers in Kanara ... ..   | 146      |
| (15) Remission on account of waterlogging in Belgaum and Kanara ... ..  | 585      |
| (16) Remission of assessment on rice lands given out for ragi cultivation on reduced assessment in Supa petha (Kanara) ... ..               | 82       |
| (17) Remission of Japti expenses in attached khoti villages in Ratnagiri, written off on the villages lapsing to Government ... ..          | 491      |
| (18) Remission of assessment on land reserved for special or public purposes in Ratnagiri ... ..  | 399      |
| (19) Special remission to khots in Devgad under G. R., R. D., No. 3718 dated 2nd June 1902 ... ..   | 1,255    |
| (20) Miscellaneous causes ... ..  | 21       |
| Total ...   | 1,20,180 |

## BOMBAY SUBURBAN DIVISION.

There are no remissions on account of failure of crops, loss by fire or poverty of the rayat, as the season was prosperous. Those that were made were partly due to forfeiture of lands and mainly to the settlement of non-agricultural assessment.

## 8. SUSPENSIONS.

(Column 23 of Appendix I.)

## NORTHERN DIVISION.

The suspensions granted during the year under report amounted to Rs. 31,13,017 (of which Rs. 1,05,938 were on account of current year's demand while Rs. 30,07,079 were re-suspended out of former years' revenue) as against Rs. 42,55,077 during the previous year. The decrease is due to the favourable nature of the season. The figures for the various districts are as under :—

|              |     |     |     | Rs.       |
|--------------|-----|-----|-----|-----------|
| Ahmedabad    | ... | ... | ... | 10,54,718 |
| Kaira        | ... | ... | ... | 13,94,223 |
| Panch Mahals | ... | ... | ... | 1,34,065  |
| Broach       | ... | ... | ... | 5,23,565  |
| Surat        | ... | ... | ... | 6,446     |
| Thana        | ... | ... | ... | ...       |
| Total        | ... | ... | ... | 31,13,017 |

## CENTRAL DIVISION.

The total suspended revenue at the end of the year amounted to Rs. 61,77,741 against Rs. 87,19,591 at the end of the previous year. As suspensions follow the nature of the season variations from year to year are due to the more or less favourable season. District details are given below :—

|               |     |     |     | Rs.       |
|---------------|-----|-----|-----|-----------|
| Ahmednagar    | ... | ... | ... | 30,06,407 |
| East Khandesh | ... | ... | ... | 3,499     |
| West Khandesh | ... | ... | ... | 83,253    |
| Nasik         | ... | ... | ... | 9,56,637  |
| Poona         | ... | ... | ... | 10,17,991 |
| Satara        | ... | ... | ... | 4,50,563  |
| Sholapur      | ... | ... | ... | 6,59,391  |
| Total         | ... | ... | ... | 61,77,741 |

## SOUTHERN DIVISION.

The suspended revenue at the end of the year amounted to Rs. 8,05,844 against Rs. 17,50,791 at the end of the previous year. This includes Rs. 38,647 suspended on account of the current year's land revenue and Rs. 7,47,548 re-suspended out of the previous years' revenue, owing to scarcity, as detailed below :—

| District. | Suspensions out of current year's revenue. | Amount re-suspended. | Total.   |
|-----------|--|----------------------|----------|
|           | Rs.  | Rs.                  | Rs.      |
| Belgaum   | 10,418                                     | 1,14,100             | 1,24,518 |
| Bijapur   | 2,168                                      | 6,14,073             | 6,16,241 |
| Dharwar   | 21,984                                     | 18,837               | 40,821   |
| Kanara    | 8,927                                      | 588                  | 4,465    |
| Kolaba    | 150  | .....                | 150      |
| Ratnagiri | .....                                      | .....                | ...      |
| Total     | 38,647                                     | 7,47,548             | 7,86,195 |

The details of the remaining suspended revenue are :—

|   |     |           |
|---|-----|-----------|
| (i) Suspensions of altered assessment at Hubli              | ... | Rs. 5,976 |
| (ii) Japti expenses of attached khoti villages in Ratnagiri | ... | 18,673    |
| Total   | ... | 19,649    |

## BOMBAY SUBURBAN DIVISION.

The suspensions are confined to South Salsette taluka only and were not due to failure of the season. They are mainly due to non-agricultural revenue having been suspended pending settlement of agreements.

## 9. REVENUE FOR COLLECTION.

(Column 21 minus column 22 minus column 23 of Appendix I.)

## NORTHERN DIVISION.

The net consolidated demand (exclusive of remissions and suspensions) during the year under report amounted to Rs. 1,17,35,568 as against Rs. 69,29,450 during the previous year. The increase was due to the favourable nature of the season. During the previous year suspensions to the extent of Rs. 38,32,032 had to be given out of that year's demand while during the year under report similar suspensions amounted to Rs. 1,05,938 only. A portion of the suspended revenue of the former years was also set down for collection during the year under report.

## CENTRAL DIVISION.

The total consolidated revenue due for collection including Local Fund Cess and excluding remissions and suspensions was Rs. 1,62,43,431.

## SOUTHERN DIVISION.

The total consolidated land revenue for collection including Local Fund Cess and excluding collections in previous years of current revenue and remissions and suspensions was Rs. 1,12,88,686.

## BOMBAY SUBURBAN DIVISION.

The total consolidated land revenue for collection including Local Fund Cess, excluding collections for the year made in previous years and remissions and suspensions, was Rs. 1,57,907 as against Rs. 1,84,978 of last year.

## 10. COLLECTIONS.

(Column 24 of Appendix I.)

## NORTHERN DIVISION.

Out of the net demand of Rs. 1,17,35,568 referred to in paragraph 9 above, Rs. 1,17,13,630 were collected, the percentage being 99·8 as against 99·5 during the previous year. The percentage of collection in each district of the Division during the year was as under :—

|              |     |     |     |     |     | Rs.  |
|--------------|-----|-----|-----|-----|-----|------|
| Ahmedabad    | ... | ... | ... | ... | ... | 99·3 |
| Kaira        | ... | ... | ... | ... | ... | 99·7 |
| Panch Mahals | ... | ... | ... | ... | ... | 99·9 |
| Broach       | ... | ... | ... | ... | ... | 99·9 |
| Surat        | ... | ... | ... | ... | ... | 100  |
| Thana        | ... | ... | ... | ... | ... | 99·9 |

## CENTRAL DIVISION.

The total collections amounted to Rs. 1,62,21,294, the percentage being 99·8 of the net amount set down for collection.

The percentages by districts on the total demand are as under :—

|               |     |     |     |     |     | Rs.  |
|---------------|-----|-----|-----|-----|-----|------|
| Ahmednagar    | ... | ... | ... | ... | ... | 99·9 |
| East Khandesh | ... | ... | ... | ... | ... | 99·9 |
| West Khandesh | ... | ... | ... | ... | ... | 99·5 |
| Nasik         | ... | ... | ... | ... | ... | 100  |
| Poona         | ... | ... | ... | ... | ... | 99·3 |
| Satara        | ... | ... | ... | ... | ... | 99·9 |
| Sholapur      | ... | ... | ... | ... | ... | 99·9 |

## SOUTHERN DIVISION.

The total collections amounted to Rs. 1,12,69,464, the percentage being 99·8.

The percentages by districts on the total demand are as under :—

|           |     |     |     |     |     | Rs.  |
|-----------|-----|-----|-----|-----|-----|------|
| Belgaum   | ... | ... | ... | ... | ... | 99.6 |
| Bijapur   | ... | ... | ... | ... | ... | 99.6 |
| Dharwar   | ... | ... | ... | ... | ... | 99.9 |
| Kanara    | ... | ... | ... | ... | ... | 99.9 |
| Kolaba    | ... | ... | ... | ... | ... | 99.8 |
| Ratnagiri | ... | ... | ... | ... | ... | 99.9 |

The collection work is satisfactory and reflects credit on the taluka establishment.

#### BOMBAY SUBURBAN DIVISION.

Out of the net demand of Rs. 1,57,907 referred to above Rs. 1,56,357 were collected giving a percentage of over 99 per cent. as against 94.9 of the last year. Though there are arrears they are very small and collections were creditably done.

#### II. BALANCES.

(Column 23 "suspended" plus column 26 "Unauthorized" of Appendix I.)

##### NORTHERN DIVISION.

The balance outstanding at the close of the year under report was Rs. 31,34,955 (authorized Rs. 31,13,017 plus unauthorized Rs. 21,938) as against Rs. 42,86,338 on 31st July 1921. Of the unauthorized arrears of Rs. 21,938, Rs. 9,661 were on account of current year's demand while Rs. 12,277 represent arrears of former years.

##### CENTRAL DIVISION.

The outstanding balance at the close of the year was Rs. 61,99,878 (authorized Rs. 61,77,741 plus unauthorized Rs. 22,137) against Rs. 87,78,952 on 31st July 1921. Of the unauthorized arrears of Rs. 22,137, Rs. 14,151 represent arrears on account of current year's demand and Rs. 7,986 on account of former years' arrears against Rs. 52,460 and Rs. 6,901 respectively outstanding on 31st July 1921.

##### SOUTHERN DIVISION.

The balance outstanding at the close of the year was Rs. 8,25,066 (authorized Rs. 8,05,844 plus unauthorized Rs. 19,222) against Rs. 17,92,989 on 31st July 1921. Of the unauthorized arrears of Rs. 19,222, Rs. 12,864 represent arrears on account of current year's demand and Rs. 6,358 on account of former years' arrears against Rs. 36,745 and Rs. 5,453 respectively outstanding on 31st July 1921. Out of the unauthorized arrears, Rs. 1,363 are considered to be irrecoverable.

##### BOMBAY SUBURBAN DIVISION.

The outstanding balance at the close of the year under report was Rs. 7,813 including unauthorized arrears of Rs. 1,550. The disabilities mentioned in the last year's report were remedied and recourse was had to coercive processes as specified elsewhere.

#### 12. TAKAVI.

##### NORTHERN DIVISION.

The total amount advanced as takavi under both the Acts amounted to Rs. 1,14,577 as against Rs. 14,59,251 during the previous year. Owing to the favourable nature of the season the demand was much less than in the previous year and advances were made only in necessitous cases. Out of the total outstanding of Rs. 73,30,203 at the beginning of the year Rs. 26,16,981 were recovered, Rs. 42,691 were suspended and Rs. 180 were written off. This

last figure includes Rs. 162 stolen by dacoits from the houses of the Patels of Ratanpur, taluka Anand, and Kaijaj, taluka Nadiad. The unauthorized arrears at the end of the year amounted to Rs. 40,692 as detailed below :—

|              |     |     |     | Rs.    |
|--------------|-----|-----|-----|--------|
| Ahmedabad    | ... | ... | ... | 11,469 |
| Kaira        | ... | ... | ... | 2,916  |
| Panch Mahals | ... | ... | ... | 24,569 |
| Broach       | ... | ... | ... | 1,246  |
| Surat        | ... | ... | ... | ...    |
| Thana        | ... | ... | ... | 492    |

Voluntary payments during the year amounted to Rs. 76,961. The following table shows the net financial results to the State of the agricultural loan business during the year 1921-22 and each of the five preceding years :—

| Year.   | Advances made. | Collections. |           | Amount written off. |
|---------|----------------|--------------|-----------|---------------------|
|         |                | Principal.   | Interest. |                     |
|         | Rs.            | Rs.          | Rs.       | Rs.                 |
| 1916-17 | 11,277         | 8,80,844     | 3,20,782  | 3,020               |
| 1917-18 | 75,088         | 5,95,622     | 1,99,161  | 2,092               |
| 1918-19 | 80,45,516      | 57,066       | 12,023    | 359                 |
| 1919-20 | 1,58,115       | 36,90,834    | 4,94,661  | 101                 |
| 1920-21 | 14,59,251      | 6,40,406     | 1,32,195  | 380                 |
| 1921-22 | 1,14,577       | 19,86,604    | 6,80,377  | 180                 |

Takavi works in progress were sufficiently inspected by the officers concerned. Six cases of misappropriation of takavi involving an aggregate amount of Rs. 2,015 were noticed in the Nadiad and Thasra talukas of the Kaira district and Rs. 1,865 of these advances were summarily recovered and steps are in progress for the recovery of the remaining amount of Rs. 150. To cope with the takavi work special establishment consisting of 45 clerks and 3 Ahal Karkuns was entertained in the Division according to the volume of work in each taluka.

#### CENTRAL DIVISION.

Rs. 2,26,555 were advanced under the two Acts during the year against Rs. 51,90,804 in the preceding year.

The year opened with an outstanding balance of Rs. 1,17,53,580 (principal Rs. 1,12,61,341 and interest Rs. 4,92,239). The following table shows the demand, suspensions, collections, etc., of the year :—

|                      |     |     |       | Rs.       |
|----------------------|-----|-----|-------|-----------|
| Demand—              |     |     |       |           |
| Principal            | ... | ... | ...   | 49,78,103 |
| Interest             | ... | ... | ...   | 9,61,175  |
|                      |     |     | Total | 59,39,278 |
| Written off          | ... | ... | ...   | 1,610     |
| Suspended            | ... | ... | ...   | 28,12,890 |
| Recovered            | ... | ... | ...   | 29,29,518 |
| Unauthorised balance | ... | ... | ...   | 1,95,260  |

The unauthorised arrears by districts and percentage of collection over demand are given below :—

| District.     |     | Rs.             | Per cent. |
|---------------|-----|-----------------|-----------|
| Ahmednagar    | ... | 39,110          | 93.07     |
| East Khandesh | ... | 949             | 99.6      |
| West Khandesh | ... | 18,485          | 96.5      |
| Nasik         | ... | 7,368           | 99.01     |
| Poona         | ... | 1,01,361        | 80.3      |
| Satara        | ... | 149             | 99.9      |
| Sholapur      | ... | 27,838          | 88.2      |
|               |     | <u>1,95,260</u> |           |

35 cases of misapplication of loans were detected during the year in the Satara (17), Sholapur (15) and West Khandesh (3) districts. Amounts advanced were recovered summarily in 27 cases and steps are being taken to recover them in the remaining cases.



The following table shows advances, recoveries and remissions during this and the preceding five years :—

| Year.   | Total amount advanced. | Total recoveries (principal). | Interest recovered. | Amount written off. |
|---------|------------------------|-------------------------------|---------------------|---------------------|
|         |                        |                               |                     |                     |
| 1916-17 | 27,377                 | 8,47,276                      | 2,68,783            | 690                 |
| 1917-18 | 28,452                 | 4,96,786                      | 1,50,996            | 1,490               |
| 1918-19 | 74,19,764              | 1,06,637                      | 29,414              | 64                  |
| 1919-20 | 6,21,595               | 27,69,142                     | 4,36,847            | 316                 |
| 1920-21 | 51,90,804              | 5,46,345                      | 1,52,414            | 1,374               |
| 1921-22 | 2,26,555               | 24,04,515                     | 6,01,065            | 1,610               |

#### SOUTHERN DIVISION.

The enclosed statements show the takavi transactions during the year ending 30th September 1922.

The unauthorised arrears are heavy in Bijapur. Mr. Henderson says that steps for forfeiture are in progress and applications for reduction of capacity of borrowers are under consideration.

The enhancement of the rate of interest has not affected the demand for loans as the market rate is greater. Instructions have been issued to the Collectors to use more discrimination in giving out seed takavi, which is invariably taken in excess of requirements and results in a ryot purchasing poor seed instead of retaining his best seed grain for next year's sowings.

The outstandings are nearly 31 lakhs, while the collections are 8½ lakhs. Much of the debt is due to famine in Bijapur. A system whereby takavi given for famine is debited to famine expenditure would be more satisfactory. As it is, over one quarter of the debt outstanding for all years has been collected in one year and as only 1½ lakhs were given out a considerable reduction has been effected.

The subjoined statement shows the tagai works in progress and those inspected :—

| District. | Number of works in progress. | Number inspected by Prant officers. | Number inspected by Mamlatdars and Mahalkaris. | Number inspected by special Head Karkuns. |
|-----------|------------------------------|-------------------------------------|--|---|
| Belgaum   | 104                          | 15                                  | 80   | .....                                     |
| Bijapur   | 1,119                        | 148                                 | 548  | 207                                       |
| Dharwar   | 58                           | 13                                  | 46   | .....                                     |
| Ratnagiri | 6                            | 1                                   | 6  | nil.                                      |

In Kanara and Kolaba there were no works in progress during the year.

58 cases of misapplication of loans were detected in the districts shown below and in all of them the loans were summarily recovered :—

|         |     |     |     |     |    |
|---------|-----|-----|-----|-----|----|
| Belgaum | ... | ... | ... | ... | 2  |
| Bijapur | ... | ... | ... | ... | 54 |
| Dharwar | ... | ... | ... | ... | 1  |
| Kolaba  | ... | ... | ... | ... | 1  |
|         |     |     |     |     | 58 |

#### BOMBAY SUBURBAN DIVISION.

There were no transactions of takavi during the year. No new advances were made nor were there any arrears for collection.

## 13. AREA.

(Columns 10, 11 and 12 of Appendix III.)

## NORTHERN DIVISION.

There was a net decrease of 355 acres in the occupied area as shown below :—

|              |     |     |     |              | Acres.    |
|--------------|-----|-----|-----|--------------|-----------|
| Ahmedabad    | ... | ... | ... | ...          | + 731     |
| Kaira        | ... | ... | ... | ...          | - 2,333   |
| Panch Mahals | ... | ... | ... | ...          | + 490     |
| Broach       | ... | ... | ... | ...          | + 99      |
| Surat        | ... | ... | ... | ...          | + 771     |
| Thana        | ... | ... | ... | ...          | - 113     |
|              |     |     |     |              | -         |
|              |     |     |     | Net decrease | ... - 355 |

The increase in Ahmedabad, Panch Mahals, Broach and Surat districts was mainly due to unoccupied land having been taken up for cultivation while the decrease in Kaira and Thana was due to relinquishments, forfeitures on account of land revenue arrears, or breach of conditions of restricted tenure.

## CENTRAL DIVISION.

The area of occupied land was 16,698,006 acres as against 16,697,361 acres of the preceding year. The net increase of 645 acres is accounted for as follows :—

|               |     |     |     |              | Acres.    |
|---------------|-----|-----|-----|--------------|-----------|
| Ahmednagar    | ... | ... | ... | ...          | + 718     |
| East Khandesh | ... | ... | ... | ...          | + 339     |
| West Khandesh | ... | ... | ... | ...          | + 492     |
| Nasik         | ... | ... | ... | ...          | - 890     |
| Poona         | ... | ... | ... | ...          | + 56      |
| Satara        | ... | ... | ... | ...          | - 90      |
| Sholapur      | ... | ... | ... | ...          | + 20      |
|               |     |     |     |              | +         |
|               |     |     |     | Net increase | ... + 645 |

The fluctuations are too small to require any detailed explanation, the increases being due to causes such as giving out of forest and waste lands for cultivation and grant of *jangi inams* to distinguished soldiers. The decrease in Nasik was chiefly caused by the forfeiture of lands for arrears of land revenue and relinquishment of lands held on the restricted tenure; that in Satara by the transfer of land to the Railway.

## SOUTHERN DIVISION.

There has been a net decrease of 2,728 acres in the occupied area as shown below :—

|           |     |     |     |              | Acres.      |
|-----------|-----|-----|-----|--------------|-------------|
| Belgaum   | ... | ... | ... | ...          | - 711       |
| Bijapur   | ... | ... | ... | ...          | + 474       |
| Dharwar   | ... | ... | ... | ...          | - 1,332     |
| Kanara    | ... | ... | ... | ...          | - 2,343     |
| Kolaba    | ... | ... | ... | ...          | + 896       |
| Ratnagiri | ... | ... | ... | ...          | + 288       |
|           |     |     |     |              | -           |
|           |     |     |     | Net decrease | ... - 2,728 |

The decrease in Belgaum, Dharwar and Kanara is chiefly due to relinquishments. The increase in the other districts is due to the grant of waste lands for cultivation.

## BOMBAY SUBURBAN DIVISION.

There is a net decrease of 857 acres under this head which is primarily due to acquisition of land for development purpose.

## 14. COERCIVE PROCESSES.

(Appendix V.)

## NORTHERN DIVISION.

The following table compares the extent of coercion in the different forms employed for collection of land revenue :—

|  | 1920-21. | 1921-22. |
|--|----------|----------|
| Number of notices of demand issued under section 152, Land Revenue Code ...                            | 5,730    | 14,383   |
| Penalty under section 148, Land Revenue Code (number of kabjedars) ...                                 | 201      | 788      |
| Distrain and sale of moveable property under section 154, Land Revenue Code (number of kabjedars) ...  | 44       | 320      |
| Sale of immoveable property other than land under section 155, Land Revenue Code (number of cases) ... | 1        | 10       |
| Forfeiture and sale of occupancy under section 153, Land Revenue Code (number of cases)...             | 48       | 343      |

The increase in the number of coercive processes was due partly to lateness of crops but mainly to the agitation for non-payment of taxes. In order to meet the situation it was necessary to take prompt and active measures for the collection of Government dues in time. Though Anand taluka in the Kaira district and Bardoli taluka in the Surat district were selected for the campaign of non-payment of taxes, other talukas of those districts and a few talukas of the Ahmedabad and the Panch Mahals districts were also affected by the movement. This necessitated the use of coercive measures to a larger extent than in the previous year. The increase in the number of notices is noticeable in the four districts referred to above, while out of 788 cases of penalty under section 148, Kaira alone was responsible for 309 and Thana for 221. In the latter district this measure is found necessary as a warning to absentee landlords to pay up their dues in time. Cases of distraint and sale of moveable property were confined to three districts only, *viz.*, Ahmedabad (12), Kaira (306) and Broach (2), while action under section 155 had to be taken only in the Kaira district. There were cases of forfeiture of land in all the districts of the Division except the Panch Mahals, but the increase is most marked in the Ahmedabad and the Kaira districts. The former district was responsible for 30 per cent. and the latter for 60 per cent. of the total number of cases under that head. On the whole the coercive measures seem to have been judiciously taken.

## CENTRAL DIVISION.

The following table compares the extent to which coercion in different forms was used for the collection of land revenue during the last two years:—

|  | 1920-21. | 1921-22. |
|--|----------|----------|
| Number of notices of demand issued under section 152, Land Revenue Code ...                            | 8,440    | 4,775    |
| One-fourth fine under section 148, Land Revenue Code (number of kabjedars) ...                         | 806      | 2,354    |
| Distrain and sale of moveable property under section 154, Land Revenue Code (number of kabjedars) ...  | 119      | 155      |
| Sale of immoveable property other than land under section 155, Land Revenue Code (number of cases) ... | 2        | 31       |
| Forfeiture and sale of occupancy under section 153, Land Revenue Code (number of cases)...             | 63       | 334      |

The decrease in the total number of notices occurred in both the Khandesh districts and in Satara. The large increase in the number of cases under section 148, Land Revenue Code, occurred in all districts except West Khandesh. The increase in the number of cases of distraint and sale of moveable property occurred in all districts except Poona and West Khandesh. On the other hand West Khandesh district is almost wholly responsible (29 cases out of 31) for sale of immoveable property under section 155 and shows 232 cases out of 334 of forfeiture under section 153, Land Revenue Code. The Collector reports that in the talukas of Shirpur, Nandurbar and Shahada the lands of Bhils and Mavchis which had been left uncultivated for years had to be forfeited.

#### SOUTHERN DIVISION.

The following table compares the extent of coercion in the different forms employed for collection of revenue:—

|   | 1920-21. | 1921-22. |
|---|----------|----------|
| Number of notices of demand issued under section 152, Land Revenue Code ... ..                            | 1,686    | 2,937    |
| Penalty under section 148, Land Revenue Code (number of kabjedars) ... ..                                 | 5,338    | 7,672    |
| Distraint and sale of moveable property under section 154, Land Revenue Code (number of kabjedars) ... .. | 122      | 148      |
| Sale of immoveable property other than land under section 155, Land Revenue Code (number of cases) ... .. | ...      | 1        |
| Forfeiture and sale of occupancy under section 153, Land Revenue Code (number of cases) ...               | 415      | 243      |

Kanara alone is responsible for the increase in the number of notices under section 152, Land Revenue Code. The number of persons proceeded against under section 148, Land Revenue Code, rose in all districts. Cases of distraint and sale of moveable property under section 154, increased slightly in Bijapur and Ratnagiri and decreased in other districts. The decrease in forfeiture cases under section 153, Land Revenue Code, is shared by Bijapur, Dharwar and Kolaba, while in Kanara the number increased slightly, and no action under that section was found necessary in Ratnagiri.

Action under section 155, Land Revenue Code, was taken in one case in Kolaba.

#### BOMBAY SUBURBAN DIVISION.

During the year under report the arrears were heavy and coercive processes had to be freely resorted to. The number of notices issued rose to 2,480 as against 952 of last year for arrears of Rs. 66,216. In 135 cases as opposed to 11 cases of last year one-fourth fine was inflicted and the amount of the penalty reached Rs. 1,639 as against Rs. 53 of the last year. Major coercive process, *viz.*, forfeiture had to be resorted to in 76 cases and the area forfeited worked up to 30 acres and 15 gunthas as against 7 cases and 6 acres in the last year. The difficulty experienced in this district is that most of the khatedars live in Bombay and the mutations are so varied and voluminous that series of advertisements have to be published in newspapers to warn the defaulters of the extreme penalties they are likely to meet with. The forfeiture was eventually found to be most efficacious and in all cases in which land was restored the payment of arrears was made a condition precedent to restoration. All these remedies had a very beneficial effect on the recovery of land revenue.

There were no arrears under section 157 of the Land Revenue Code.

#### 15. HOLDINGS.

(Appendix IV.)

#### NORTHERN DIVISION.

The consolidation of holdings has been confined only to districts for the reasons given by the Commissioner, Central Division, in his remarks on the statement of holdings for 1916-1917 (*vide* paragraph 14 of the Land Revenue Administration Report, Part I, of the Bombay Presidency for the year 1916-1917).

The total number of holdings has as shown in the margin increased by 21,180 during the course of five years. The number of holdings of 5 acres and under shows an increase of 23,527. These increases are due to the Bombay land revenue system under which the land records and land revenue accounts are based upon actual occupation of land. The variations in other classes of holdings are as under :—

|            |     |     |               |
|------------|-----|-----|---------------|
| 1916-17... | ... | ... | 4,82,727      |
| 1921-22... | ... | ... | 5,03,907      |
|            |     |     | <u>21,180</u> |

Class

|   |     |     |     |     |        |
|---|-----|-----|-----|-----|--------|
| 2 | ... | ... | ... | ... | +477   |
| 3 | ... | ... | ... | ... | -1,999 |
| 4 | ... | ... | ... | ... | -614   |
| 5 | ... | ... | ... | ... | -222   |
| 6 | ... | ... | ... | ... | +11    |

## CENTRAL DIVISION.

The return shows the number and extent of Government and alienated holdings in surveyed Government rayatwari villages. It is a quinquennial return and was last submitted in the year 1916-17.

The consolidation of holdings has been confined to districts only as was done on the last occasion for the reasons explained in paragraph 14 of the Report for 1916-17.

The number of total holdings amounts to 931,187 against 913,809 five years ago.

The following compare the figures under different classes :—

|    |                      |     | 1916-17.        | 1921-22.        |
|----|----------------------|-----|-----------------|-----------------|
| 1. | Upto 5 acres         | ... | 3,42,089        | 3,50,428        |
| 2. | Over 5 and upto 15   | ... | 2,70,994        | 2,88,016        |
| 3. | Over 15 and upto 25  | ... | 1,40,801        | 1,38,867        |
| 4. | Over 25 and upto 100 | ... | 1,46,551        | 1,40,546        |
| 5. | Over 100 upto 500    | ... | 12,946          | 12,861          |
| 6. | Over 500             | ... | 428             | 469             |
|    |                      |     | <u>9,13,809</u> | <u>9,31,187</u> |

## SOUTHERN DIVISION.

The consolidation of holdings has been confined to districts as in the last quinquennium (1916-17). The number of holdings has increased by 10,897,\* but the variation in the percentage of area held by agriculturists and non-agriculturists is very trifling, being 95.3 and 4.7 respectively against 95.7 and 4.3 in the previous quinquennium.

|          |     |     |                |
|----------|-----|-----|----------------|
| *1916-17 | ... | ... | 5,86,195       |
| 1921-22  | ... | ... | 5,97,092       |
|          |     |     | <u>+10,897</u> |

## 16. TRADE AND INDUSTRIES.

## NORTHERN DIVISION.

The premier industry of Ahmedabad, viz., the cotton spinning and weaving, flourished as before and made good profits and gave good dividends to their shareholders. Fifteen new factories were added to the existing number and the total number stood at 147 during the year. A general strike was threatened by the mill-hands in October 1921. The trouble which arose on the question of wages was soon settled by compromise. In Kaira the mill industry is confined only to the Nadiad town and the mills there continued to flourish.

The ginning season was a short one as the cotton crop was poor and there was little demand for it. The timber trade in the Panch Mahals suffered appreciably owing to shortage of rolling stocks and consequent low prices. The newly started glass factory at Godhra is giving a good output of fine glass chimneys, globes, etc. The lime industry in Dohad thrived well in spite of the difficulties experienced in obtaining an adequate supply of waggons. In Broach the spinning and weaving mills continued to prosper as elsewhere. The mill-hands following the agitation in Ahmedabad struck work but an amicable

settlement was soon reached. The area under cotton which is the chief industrial product of the district fell from 285,527 to 221,789 acres, due to the lateness of monsoon. The true Broach cotton is grown only in Vagra and Amod talukas, the area sown being roughly 25,000 acres in each taluka. The river-borne trade at the port of Broach showed an increase both in imports and exports. The port of Debgam has been merged into Kavi with effect from 1st October 1921. In the Surat district the Suryapur spinning and weaving mill at Navagam in the Chorasi taluka which was under construction last year started work during the year. The commercial position of the district has not improved on the whole as the business men find it difficult to raise capital even on payment of high rates of interest. The local silk and gold thread, brocade, and embroidery business flourished as before. In order to put the latter industry on a systematic basis Government have sent to England for training two residents of that city. In the Thana district trade in timber and bricks suffered to some extent on account of fall in prices. The brick trade was particularly dull. The construction of the Wadia Woollen mills is nearly completed and it has started work with 40 looms. The tannery project at Dighe seems to have been finally abandoned. One spinning and weaving mill is being erected near the Kalyan Railway station.

#### CENTRAL DIVISION.

In the Khandesh and Nasik districts trade in cotton thrived owing to a good harvest and favourable prices. In Ahmednagar district the cotton crop was poor and prices were low at the beginning of the year but after December 1921 they steadily rose till they were doubled at the close of the year. Timber business in the Nasik and West Khandesh districts was brisk but the trade in grass from the Nawapur and Nandurbar forests of West Khandesh was slack owing to want of demand. The ginning factories in the Khandesh and Nasik districts had a busy year. The factory at Bhilavdi (Satara) remained idle for want of cotton. The textile industry was prosperous and the two spinning and weaving mills in East Khandesh—one at Jalgaon and the other at Amalner—are in a flourishing condition. The mill at Amalner is being extended and one more spinning mill has recently been opened at Jalgaon. A new factory worked by an oil engine was started at Karad (Satara district). The most important centre for the mill industry in this Division however is Sholapur City and the mills there made very large profits notwithstanding the labour strike which to some extent affected their earnings. An extract of the Collector's report is appended. The spinning and weaving mill at Poona worked satisfactorily.

The conditions of weavers showed signs of improvement. Three handloom articles from Poona won medals at the Patna Exhibition.

The silk and gold lace industries at Yeola (Nasik) fared well. The Deccan Match Factory at Karad (Satara) which was closed for some years has been re-opened.

The Electrical Installation Company at Poona, the Glass Factories at Talegaon (Poona) and Oglewadi (Satara), the Deccan Paper mills at Mundhwa, the Carpet Factory at Kuna, the Oil mills at Dhond, the Rawiwarma Press at Karla (Poona), and the American Workshops at Ahmednagar all made good profits. The demand for electrical supply in Poona was greater than was ever expected.

The sugarcane industry in the Bhimthadi taluka (Poona) was normal while that in the Satara district had a setback owing to the deficiency of water supply. The Belapur Sugar Company is reported to be making steady progress. An area of 550 acres was brought under sugar cultivation and 312 acres of cane was crushed and manufactured into gul; owing to various causes, however, the results were not altogether satisfactory and the outturn was only 16 tons per acre against 27 tons in the preceding season.

The Collector of Sholapur writes:—

“The period under review has proved exceedingly prosperous to the mill industry and though there are now undoubted signs that the high water mark of abnormal profits was reached during 1920 and 1921, it seems probable that

the descent to more normal trading conditions is likely to be a gradual process spread over some years.

"A comparison of the profits earned by the Sholapur and Bombay mills during the last four years works out as under:—

| Year. | Bombay.          |                   |         | Sholapur.        |                   |        |
|-------|------------------|-------------------|---------|------------------|-------------------|--------|
|       | Profit (crores.) | Spindles (lakhs.) | Looms.  | Profits (lakhs.) | Spindles (lakhs.) | Looms. |
| 1918  | 4.97             | 28.82             | 59,902  | 46.78            | 2.31              | 3,895  |
| 1919  | 13.06            | 29.64             | 60,778  | 94.83            | 2.31              | 3,895  |
| 1920  | 16.53            | 29.64             | 60,634  | 135.24           | 2.31              | 3,972  |
| 1921  | 15.39            | 30.50             | 62,763  | 153.32           | 2.31              | 4,265  |
|       | 49.95            | 118.60            | 244,077 | 432.12           | 9.24              | 15,967 |

From this it will be seen that the Sholapur mills have had in comparison with Bombay mills more than their full share of the general prosperity experienced by the textile industry in the last three years, and this would have been even more marked but for labour unrest and the strike during 1920 which cut down mill profit by quite Rs. 35 lakhs, a much greater loss in proportion than the Bombay mills suffered owing to the strike of 1920. It is difficult to gauge exactly the actual profits that the mills of Sholapur will make during the current year, but it seems probable that there will be a drop of about 25 per cent. on the 1921 average.

"Though profits now show signs of a reduction the actual working results of the 12 months ending 31st July 1922 should be on a par with what was realised in the previous 12 months and but for the loss incurred by the mills owing to the strike which occurred in March of this year one might have confidently placed this period as the most prosperous the local mills have ever experienced.

"The mills of India may be said to have reaped a benefit in most cases by their sound financial policy, so that even when more normal conditions prevail their position will be distinctly superior to that of pre-war days.

"As regards labour it may be said that the bad local harvests are a sure preventive of labour unrest. The truth of this was demonstrated during 1921 when, after an indifferent harvest in 1920 with its attendant enhancement in the rate of grain, labour was never so plentiful or well behaved. A good harvest however in 1921 had the expected effect, and rumours that a strike was being premeditated were prevalent from the beginning of November and these eventually culminated in a general strike shortly after the payment of the yearly bonus.

"The bulk of the labour of Sholapur can be described as particularly quiet and contented, a very small minority of Mahomedan weavers form the turbulent element.

"An approximate estimate, on the low side of what the last two strikes have cost the local mill industry, would show losses amounting to Rs. 35 lakhs during 1920 and 13 lakhs for this year, and this can only be a portion of the total loss incurred, as the losses of the yarn and cloth merchants must have been great, also the cost to Government of stationing troops and police from outside here must have been not inconsiderable.

"In conclusion, it seems probable that the boom experienced during the last three years is gradually passing away, and it is unlikely that the profits of 1920 and 1921 will ever be equalled again. I do not however expect anything approaching a slump but look forward to good profits on a gradually descending scale.

"I am indebted to Mr. J. A. B. Grier, Manager, Laxmi Vishnu Mills, for most of the information given above.

"Minor industries like leather, hand loom, etc., are doing well but they are of little importance."

## SOUTHERN DIVISION

On account of better outturn of food crops in the above-ghat districts the export trade of cereals was revived except in the southern part of Belgaum where the outturn of rice, the principal crop, was not good. The export of rice from Kolaba was normal. Owing to fall in price, salt merchants of Uran suffered losses.

The cotton crop was below average in Belgaum and Bijapur owing to unseasonable rainfall. Consequently ginning and pressing factories were hard hit except the Gokak mills which had a prosperous year as they do not depend on local supply alone and their yarn was in great demand owing to the khadar movement. In Dharwar, although the area under cotton was smaller, the cotton traders made good profits owing to rise in prices. The gins and presses there worked fairly well.

The Pioneer Clay Works at Khanapur which has now become a limited company did a good year's work; while the other factory there has done little. A new Mangalore tile factory has been started at Pendur near Malvan by Mr. V. M. More, retired Assistant Collector of Salt, and is reported to have done fairly well. The tile factory at Manki in Kanara showed little progress and that at Panwel in Kolaba was closed for want of good material.

The bangle industry at Ghodgeri, Nesargi and Murgod in Belgaum did well. In Khed and Chiplun talukas bangles of primitive type are produced from glass imported from outside but they cannot compete with foreign bangles of better type which are preferred. Bangles are also prepared in two villages in Bijapur.

The handloom industry in Belgaum did well for a time but has now reverted to its normal condition.

In Bijapur and Dharwar the weaving industry continued to thrive. In Kanara some handlooms have been started. The Uran textile industry has been reorganised under the style of the Kolaba Weaving Mill and is now working regularly and produces superior cloth made from Japan yarn. The small cloth factory at Kalambashi in Ratnagiri, which is worked by an oil engine, produced coarse cloth worth Rs. 1,200 only. In all the districts *charakas* were introduced but are not used much. Mr. Campbell says:—

“The *Charak* industry is as usual confined to villages. In towns *charakas* seem to be preserved for ornament rather than for use. With all the latent powers (economic, social, political, etc.) it has failed apparently to achieve what was expected of it within the stipulated time.”

The mango pulp factory at Ankola did little.

On account of rise in prices trade in betelnut in Kanara was brisk. Trade in pepper and cardamoms was steady.

In Badami the industry of quarrying white stones was vigorous; while the quarrying of slates at Shellikeri and of blue slabs in Bagalkot was feeble. The quarries in Dharwar taluka supply slabs for local consumption. From Karjat and Uran sand and stone were exported in large quantities for the Bombay Development Department.

The timber market in Kanara and Dharwar continued very dull owing to fall in the prices.

The salt works at Sanikatta in Kanara produced more salt than in the previous year. On account of the Agri tenants' strike in Kolaba very little salt was manufactured; while the Shiroda salt pans in Ratnagiri produced Rs. 1,13,000 worth of salt of poor quality.

There are several rice mills in Kolaba and some new ones were started during the year.

The oil mill at Bijapur did well owing to the unusually good crops of safflower seed. The Manikbag oil mills in Belgaum also worked satisfactorily. There are many oil presses in Ratnagiri; the oil mill at Chiplun, which is worked by steam power, turned out oil and oil-cakes worth about Rs. 50,000.

Brass and copper articles manufactured in Hubli had a good market. Copper and brass pots of various descriptions are also prepared in Kolaba and sent to Bombay. At Vizayadurg in Ratnagiri there are six small factories in which aluminium goods including bangles are manufactured; the total output was worth Rs. 36,500 against Rs. 57,700.



The nib industry at Malvan is on a small scale.

The cashew-baking factory in Vengurla was practically closed owing to the heavy fall in prices. Baked nuts worth about Rs. 4,00,000 were exported from Malvan, where it is carried on as a cottage industry. The trade has fallen on account of the adverse exchange and the unsettled market conditions in Europe.

#### BOMBAY SUBURBAN DIVISION.

The district being suburban occupies an anomalous position as while on the one hand when money is plentiful it is the aim of the new companies of the more fluid branches of industry to escape if possible from the expenses of Bombay, on the other the immediate result of a contraction of public credit is for all going concerns to remain in as close proximity to the central markets as possible. Of local trade and industry in the district there is only quarrying. There is not even an average 'Bori's shop' in the place and to purchase a screw it is necessary to go to Bombay. On the other hand, there are some large factories which compete or intend to compete in the world market and they are associated really with the trade of Bombay. The cotton mills at Kurla have done well especially in the manufacture of khaddar. The rag and bone industry mainly in the hands of Khojas represented by dealings in the offal of the slaughter yard, the bone crushing of various mills and the tanneries, have passed through a very critical period. New factories have been erected at Ambarnath for chemicals and woollen and leather goods. A cotton mill is in course of erection at Ghatkopar. A factory for the destructive distillation of coal has been built at Hariali and attached to it is a large dye works. Hariali is likely to be an important industrial centre though local conditions will militate against the location of a large industrial population there. The housing of the operatives is likely to be difficult and in all probability the solution will be found in their location at Chembur, Kurla or Mulund. At present they come out usually from around Parel by train, a curious reversal of the accepted principles of development.

The proposed industrial area at Kurla Kirol has not yet materialised. That the area will be required cannot be doubted but the public feeling at present for it is not strong in view of the general trade conditions. The aluminium factory at Vile Parle has been working for the greater part of the year. Government ordered facilities to be given for an experimental match factory at Vile Parle for a period of two years. No work was done in the year under report. The promoter proposes to bring Japanese labour and to work it then as a domestic industry.

The report of the Geological Department on Salsette Island was received. Remarkable tests were carried out on the rocks of the island but they revealed that while the rocks were of every variety (within the trappean system) and many of great value for building purposes, there was an extreme paucity of stones really good for road purposes. The Bombay Municipality have abandoned stone for the most important roads and now import a fine quality of sand from Juhu for use in asphalt roads. The quarry at Akurli for the supply of stone to Back Bay is one of the sights of the district and very modern in its methods. Quarrying is in fact the typical industry of the island and that only in selected places. Apart even from Government quarries the annual outturn must run into lakhs of rupees in value.

#### EXTRACTS.

##### NORTHERN DIVISION.

*G. H. Cowan, Esq., I.C.S., Collector of Broach.*

The question of preventing admixture of seed at gins by legislation is now before Government; but it is not likely to extirpate Goghari cotton where it has taken hold. With the present range of prices it seems to pay better to grow Goghari than to grow Broach cotton. So long as this is the case farmers will continue to grow it.

The hand-loom industry is also making gradual progress side by side with the increased demand for hand-woven cloth.

Hand-spinning is not taken up by labouring classes as it is not a paying occupation. A labourer easily earns eight annas a day by working in fields or doing any other manual labour.

## SOUTHERN DIVISION.

*O. S. Campbell, Esq., C.B.E., I.C.S., Collector of Dharwar.*

The year was fairly good for cotton trade which is the principal trade of the district. There was a slight contraction of area under cotton, but nevertheless cotton dealers made good profits owing to the rise in its price. The evil of adulterating long staple cotton with inferior varieties seems on the increase; but it is hoped that the Cotton Transport Bill which is designed to prevent this evil will (if passed) save the situation.

*V. H. Naik, Esq., M.A., Bar.-at-Law, District Deputy Collector, Dharwar.*

The average outturn of cotton per acre was 84 lbs. of ginned cotton. Taking the average price of cotton at Rs. 190 per Naga of ginned cotton (236 lbs.), it may be estimated that the cotton crop alone in the year under report brought to the cultivators in the Division Rs. 1,14,00,000. If a portion of this annual output of wealth were spent on the improvement of the land, the source of all agricultural wealth, for eradicating the Karki weeds and for levelling and embanking the fields, the agricultural industry of the Division might have been far more prosperous than it is to-day. The cultivator is yet to be taught that it is his duty to spend on the land a portion at least of the surplus wealth which it provides him with rather than squander it away on litigation and other profitless pursuits.

## 17. PRICES.

## NORTHERN DIVISION.

The prices of food stuffs were high in the beginning of the year but they declined gradually on account of the favourable nature of the season, and were comparatively low at the close of the year. The prices of cloth and other necessaries of life ruled high. In the Broach district the price of seed-cotton showed a substantial and satisfactory rise as the season advanced. It went up from Rs. 150 to Rs. 225 per bhar (24 local maunds of 40 lbs). In August cotton was sold for Rs. 400 per bhar. The price went up to Rs. 500 in October and thereafter there were slight variations till the end of February. In March it went up to Rs. 530 and thereafter continued to rise when by the end of the year it went up to Rs. 625 per bhar. The rise was due to good demand from foreign countries. The price of fodder was lower than in the previous year. The prices of timber and bricks in the Thana district went down appreciably and the traders had to suffer losses. There was a considerable rise in the price of grass in Bombay at the close of the fair season and consequently the grass in stock was exported from that district. The local prices there also ruled high.

## CENTRAL DIVISION.

Owing to insufficient outturn of kharif crops and want of stocks left over from the preceding year, prices of food grains ruled high at first, but rabi crops having turned out well a tendency to drop set in from January. The fall continued till March when the prices became steady and remained so till the close of the year. The Collector of Sholapur remarks that within a period of seven weeks the prices of food grains fell by 50 per cent., which drop and subsequent stability were due to inadequacy of transport facilities and the relaxation of prohibition of export by His Exalted Highness the Nizam's Government. In Ahmednagar district, though both crops almost failed, the large importation of grain, especially jowari, from the Sholapur district kept prices lower than during the last year.

The prices of wheat and gram ruled higher than in the preceding year. There was a marked fall in the price of sugar. The enhanced duty on salt raised its price in March. The price of fodder did not show any decline and even rose in the Poona district.

The price of cotton in West Khandesh rose from Rs. 60 last year to Rs. 105 per palla this year.

Cloth continued to be as dear as before, while the prices of other necessaries of life remained almost at the same level as last year.

However, the fall in the prices of food stuffs was very welcome and the slow but steady decline holds out hope of an ultimate return to rates approximating to pre-war rates.

## SOUTHERN DIVISION.

The price of jowari, the principal food grain of the above-ghat districts, fell by nearly 100 per cent. after December 1921 owing to the following causes:—

- (1) copious late rains,
- (2) larger area sown,
- (3) removal of the control on export from Mysore.

The price of rice, which does not depend on local conditions, remained almost stationary. Along with jowari the price of kadbi declined by about 50 per cent. in Bijapur and to a smaller extent in Dharwar and Belgaum, but the price of hay and grass rose. The price of sugar was easier throughout; and that of jagri showed a decline above-ghats but slightly rose in the coast districts. The prices of other necessaries such as pulses, kerosine, groceries, etc., remained constant but the prices of imported articles show a downward tendency. In spite of the khadar movement the prices of both imported and country cloth did not show any appreciable fall.

Although the prices of several articles have considerably fallen, they are still much higher than pre-war rates. The prices nowadays are not sensitive to local conditions but depend on the condition of the world's markets. Thus although the season was not satisfactory for cotton the prices rose considerably although not as high as in 1918-19 to the advantage of the ryots of Dharwar, Bijapur and the south-east part of Belgaum. In Kanara the price of betel nut (the yield of which was rather small owing to *koleroga*) rose by 30 per cent. (from Rs. 115 to Rs. 150 per khandy).

## BOMBAY SUBURBAN DIVISION.

Rice is the staple food as well as the principal crop of this district.

In spite of a good local harvest there was no appreciable decrease in the price of rice, as local prices are governed by the Bombay market.

Owing to keen demand the prices of building materials generally ruled high, but fell considerably towards the close of the revenue year.

There was no marked difference in the prices of necessary articles of life as well as in the price of fodder.

## 18. LABOUR AND WAGES.

## NORTHERN DIVISION.

The supply of skilled and unskilled labour remained as usual insufficient to meet the demand. On account of considerable building activities in the Ahmedabad City and its suburbs the demand for labour has considerably increased. The mill owners feel the want of labourers and the latter have begun to realize their position and their demands are increasing. The shortage of agricultural labour is felt in all the districts as the local supply is drawn to mills and other large industrial centres. The agriculturists are realising the difficulty and beginning to learn the lesson of self-help. The Hali system in the Surat district is fast disappearing. There is a pretty large number of cases in which they have deserted their masters in the midst of the season in spite of fairly large advances they had received from them. The Railway and Development works in Bombay continue to employ a large number of labourers and has caused scarcity of labour in the Thana district.

The general tendency of wages to rise continues and field labour is getting scarce and expensive.

## CENTRAL DIVISION.

Rates of wages did not differ much from those in the preceding year except in Ahmednagar where they were slightly higher owing to the unfavourable season. Labour was amply available all over the Division except in Valva (Satara) and Poona City. The dearth of labour in Poona City hampered the development of the Koregaon suburban area and the plot owners building

bungalows had to pay high rates even for unskilled labour. Owing to a good cotton crop, gins and presses in the West Khandesh and Nasik districts supplied work to labourers as usual up to March, after which a large proportion of them worked in the fields. The Railway workshops at Igatpuri and Manmad (Nasik), the sugarcane industry in Koparigaon (Ahmednagar), the Nira Right Bank Canal, the Khandala-Lonand road of the District Local Board of Satara, the Tata enterprises in the Poona district and so on afforded employment and good wages both to local and to outside labour. The mill industry at Sholapur and Bombay continued to absorb a great deal of labour.

Mill-hands working at Jalgaon and Sholapur struck during the year, but the strikes were settled on the employers' granting most of the labourers' demands for better wages and other concessions.

On the whole high wages and moderate prices prevailed throughout the year.

#### SOUTHERN DIVISION.

Labour is able to fix its own demand. Three thousand agriculturists in Pen refused to work for their landlords unless better terms were offered.

Throughout Belgaum there was a large demand for labour both skilled and unskilled and wages remain at a high level although no improvement in the quality of work is noticed. High wages induce laziness as a labourer now earns enough to keep him half the month in idleness with no ambition to better his position; he finds the present high wages more than enough for his wants. Instead of expanding his horizon he reduces his days of work. The construction of the Jail at Hindalgi and of new buildings on the Belgaum Extension area created a great demand for labour. In Athni taluka wages fell last year on account of scarcity, but rose with the return of normal conditions. There was a slight increase in wages in Sampgaon taluka owing to keen demand from ginning and pressing factories. In Bijapur after October rains demand for labour increased. The labourers could get field work till harvest which lasted till May owing to the late rains. Gins, factories, stone-quarries and building operations also afforded a large field for labour. During the harvest time wages doubled. In Dharwar labour found a ready market and skilled labour was not equal to the demand especially near Dharwar, Hubli and Gadag where building operations on a fairly large scale were in progress. The Criminal Tribes Settlement at Gadag supplied unskilled labour to the mills and members of the tribes are becoming good labourers earning an honest living. At Khanapur the Berad Settlement has done excellent forest work in the past at Shirol and has now a working camp in Gunji. In Kanara labour in coast talukas is abundant but it is unwilling to move and settle in the unhealthy inland tract where it is scarce and badly wanted for forest exploitation. The supply of labour for spice gardens in Kanara during certain months every year from the coast talukas of Kumta, Honavar and Kundapur of South Kanara has of late decreased. The Forest Department has to import labour from Goa and Savantwadi. The proximity of Bombay to Kolaba causes a chronic shortage of labour which the Tata Companies had to import from up-ghats. The same was the case to a lesser extent in Ratnagiri. In all the coast districts wages had a tendency to rise.

Skilled wages were from 12 annas to Rs. 2-8-0 per day; unskilled wages from 6 annas to Re. 1-0-0. Owing to the growth of new industries and the increased cost of living it does not appear that the rates will fall but they have a tendency to rise.

There were no disputes between capital and labour nor were there trade or labour unions.

#### BOMBAY SUBURBAN DIVISION.

The development operations were in full swing during the year. Consequently there was very keen demand for labour. The wages offered are very attractive and naturally a cultivator is tempted to seek labour at the cost of his field. Such was the case to a certain extent in the villages in the Ambarnath taluka. The wages ruled as high as last year.

## EXTRACTS.

## NORTHERN DIVISION.

*G. E. Chatfield, Esq., C.I.E., I.C.S., Collector of Ahmedabad.*

The mill owners still feel the want of labourers and wages of skilled labour have risen considerably. The earnings of the labouring classes have enabled them to compete with the middle classes in their standard of living. The general tendency of wages to rise continues and field labour is scarce and expensive.

*G. H. Cowan, Esq., I.C.S., Collector of Broach.*

Owing to high wages of labourers ordinary farmers are beginning to learn the lesson of self-help and to do some of their own cultivation themselves. Unusually high prices of cotton during the latter part of the war and subsequent years had demoralised them a little; but the present economical conditions have brought them back to a normal attitude towards work. It is probable that their standard of living improved during the aforesaid period, and this is likely to be maintained.

*A. M. Macmillan, Esq., I.C.S., Collector of Surat.*

The agriculturists as well as the employers of skilled labour complain that they do not get sufficient number of labourers. This is partly due to the employment of an increased number of men in domestic services, the opening of new industrial concerns and emigration of a large number of men to America, Africa and other places. The 'Hali' system which was the backbone of agricultural labour in this district is fast disappearing and agriculturists find it increasingly difficult to attend to their field operations according to the proper time and season. There is a fairly large number of cases where 'Halis' who have received fairly large advances deserting their masters at the most opportune time of the season. The question as to how agriculture can be successfully attended to will have to be seriously tackled in the near future. It is doubtful whether the use of machinery can remedy the evil to any material extent. The existence of minute sub-divisions of land, the existence of jealousy and enmity between neighbouring cultivators, the absence of co-operation and the lack of adequate irrigational facilities are some of the causes which render the employment of modern machinery and labour saving devices almost impracticable.

*S. M. Bharucha, Esq., Collector of Thana.*

Railway and Development works are chiefly responsible in causing scarcity of labour in the district. The high scale of wages offered by the railway companies and other manufacturers naturally tends to raise the general level of wages for all kinds of labour without corresponding improvement in efficiency. The agriculturists are realising this difficulty more and more and the cost of agriculture has abnormally increased.

The condition of the labouring class is on the whole satisfactory; but unfortunately a large percentage of the wages is spent in drink.

## 19. PUBLIC FEELING AND THE PRESS.

## NORTHERN DIVISION.

Public feeling during nearly the whole of the year under report was kept continuously at a high pitch—sometimes even a dangerously high pitch—of tension and excitement.

The preparations for civil disobedience especially in the form of non-payment of taxes helped to keep the public mind at a high pitch of excitement and tense expectation—which reached its climax at the time of the National Congress meetings in Ahmedabad in Christmas week. At that time there was much apprehension among various sections of the public of the outbreak of serious disorder.

After the close of the Congress at Ahmedabad the centre of interest shifted to Bardoli in the Surat district. Civil disobedience in Gujarat had been called off in the repentance which followed the Bombay riots and bloodshed in December. But the withdrawal was only temporary and a very intense propaganda was concentrated on the Bardoli taluka of the Surat district which aimed not only at non-payment of taxes and emptying of the schools but also at securing the resignation of every Government officer of every grade in every village and office in the taluka. But in this case also when public interest and expectation had been excited to the utmost the whole campaign was abandoned in another mood of repentance following on the murderous outrages at Chauri Chaura.

At this point public feeling began unmistakably to turn and it began to be recognized that the forbearance of Government had continued up to the extreme limit of security. The aftermath of the political storms in Gujarat was a serious epidemic of violent dacoities.

In this matter the recent history of Gujarat has repeated itself. The same results followed in 1918 after the prolonged campaign against the payment of land revenue in the Kaira district — a campaign which as in the current year was accompanied by the open preaching of disobedience to and contempt of lawful authority. Mr. Chatfield's testimony on this point is interesting:—

'An indirect consequence is the extraordinary series of dacoities during the year under report. This district has been less affected than the neighbouring Baroda territory where the police appear to be less efficient than in British India. But the whole of the west of the district has suffered from the depredations of formidable gangs who terrorized the entire country side. The most daring outrage was their attack on Koth, a Police Station in Dholka, where they murdered the Police Sub-Inspector. The Miana gang and Baluch gang often commit dacoity in bands of 50 to 80 men, armed and mounted on horses and camels. A special mobile force is required and is being organized to tackle them.'

#### CENTRAL DIVISION.

In most Deccan districts the year opened with the tide of public feeling running strongly against constituted authority. The position has since improved. Little is now heard of the 'National arbitration courts'; the boycott of Government courts and schools has died a natural death and the picketing movement has yielded to strong Government action. The attempted boycott on the visit of His Royal Highness the Prince of Wales to Poona received no response from the general public and the Royal guest was given a warm welcome. The Poona Collector remarks as follows:—

'Public feeling in this district had a unique opportunity for expression on the occasion of His Royal Highness the Prince of Wales' visit to Poona. The dense crowds which assembled to watch the procession and the spontaneous outburst of affection which greeted him on the Race Course revealed the instinctive spirit of loyalty to the British throne felt by the great mass of the people.'

The Satyagraha started at Mulshi (Poona) came to a head in March but with the removal to jail of the leaders, the majority of whom were strangers to the district, the obstruction broke down, and the greater part of the landholders quietly accepted compensation. An attempt to inaugurate similar Satyagraha in the Koyna valley (Satara) was nipped in the bud by strong action on the part of the local authorities.

The League of Peace and Progress started in the Satara district is doing valuable work in that and some other districts in counteracting the mischievous influence of the Extremists. The Satya Samaj movement which also has its stronghold in the Satara district is doing useful work towards the uplifting of the non-Brahmin community. The Collector reports that the violence attributed to teachings of the Society is very much exaggerated and that it may be said that the violence that has taken place has been in spite of, rather than in consequence of, its admonitions.

The tone of the Press remained unaltered. The Collector of Poona remarks as follows:—

'The cultivators who form the great mass of the population outside Poona take little interest in politics and are well disposed to the established government.'

#### SOUTHERN DIVISION.

There has been considerable improvement in public feeling since last year. The policy of the Division has been to ignore speeches however objectionable unless they are palpably designed to arouse disaffection and to strike at leading agitators in the important towns. The strong support extended by Government to this policy is responsible for such success as has been attained.

Loyalty Leagues have been successful. Lectures on 'Reforms' are frequently delivered at meetings where five and six hundred people assemble. At Alur in Dharwar 2,000 people were present at the first Loyalty League meeting. Direct attacks are made on the N. C. O. movement and resolutions are unanimously passed condemning the non-co-operation movement and affirming loyalty to the Crown.

The success of these meetings shows that the bulk of public feeling is staunch and law-abiding. Any apparent success that the N. C. O. movement can secure is in the large towns. The agricultural population which is three-fourths of the total population has not been attracted to the movement. It is among those that the numerous Loyalty Leagues have done an infinite amount of good by correcting the false impressions created by the N. C. O. lecturers and their Press. There are 333 such leagues in the Belgaum district and no less than 60 are in the Belgaum taluka. In one sub-division in Bijapur there are 13,000 enlisted members. The Dharwar district has 74 large leagues and many smaller leagues.

A few National schools maintained by the Tilak Fund exist, but their attendance everywhere is dwindling where they have not had already to close down.

The only signs of activity are in Bijapur and Kanara. In the latter district forest grievances have been made the chief theme of the agitator, but here owing to the sympathetic attitude of Government towards agricultural interests the movement has lost much of its force. Since the imprisonment in default of security of the leading agitator, agitation in Bijapur is weakening.

The trouble experienced by district officers in obtaining carts in the Dharwar district has disappeared and it is noticed both by the Commissioner and the Collectors that officers on tour are welcomed and that their visits attract as much attention as ever. The most troublesome town is Haliyal (Kanara).

Picketing was tried mostly in a half-hearted manner for a brief period in several districts and then suddenly ceased. A few prosecutions stopped the movement in Belgaum. In Dharwar it ended with the unfortunate Dharwar riots.

The Press continues its rancorous campaign. In Belgaum at least the extremist press is defunct. One of the two papers ceased publication after a libel action; the other, as the result of prosecution under sections 124-A and 153-A. The remaining papers are moderate in tone.

#### BOMBAY SUBURBAN DIVISION.

There are few if any important events likely to happen in a suburban district. There were no riots even at the time of the riots in Bombay though there was considerable uneasiness among the people. This uneasiness has repeated itself again with the Pathan question. The fact is that the district is occupied by people, loyal, moderate or non-co-operationist, whose only care is that if there is to be trouble it should be as far from their own homes as possible. It is certain from the point of view that the police of the district should be as strong as possible otherwise with a wealthy and (locally) law-abiding middle class population, an inefficient local force cannot but by its actions breed non-co-operation and that too of a type which cannot be reprehended by men of moderate and sane views.

The people of Bandra, led by the municipality, gave a remarkable exhibition of loyalty when H. R. H. the Prince of Wales was in Bombay.

There is no Press in this Division.

#### 20. SPECIAL MATTERS.

##### NORTHERN DIVISION.

(a) *Retrenchment.*—On account of financial stringency the principle of economy has been enforced in various ways during the year. Clerical and the talatis' establishments have been cut down and further reductions of talatis are being made as vacancies occur. The village havildars who were to be found in only four of the six districts of the Division have been abolished

altogether and their abolition has resulted in a net saving of Rs. 1,29,036 per year. Expenditure on stationery, forms and travelling allowance is also being curtailed wherever possible.

(b) *Irrigation tanks.*—In accordance with the orders in Government Order No. 6558 dated 1st July 1919, a grant of Rs. 20,500 was sanctioned for the year 1921-22 and it was distributed as shown below in proportion to the Himayat assessment on the tanks to be repaired :—

|              |     |     |     |     | Rs.    |
|--------------|-----|-----|-----|-----|--------|
| Ahmedabad    | ... | ... | ... | ... | 6,468  |
| Kaira        | ... | ... | ... | ... | 4,391  |
| Panch Mahals | ... | ... | ... | ... | 28     |
| Broach       | ... | ... | ... | ... | 1,107  |
| Surat        | ... | ... | ... | ... | 5,889  |
|              |     |     |     |     | 17,883 |

The full amount of the grant was however not available for distribution as the sum of Rs. 2,617 spent on Nada Bund in the Wagra taluka of the Broach district was ordered to be debited to this grant. The number of tanks repaired in each district and the amount spent towards repairs are given below :—

| Name of district. |     | Number of tanks repaired. |     | Amount spent. |
|-------------------|-----|---------------------------|-----|---------------|
|                   |     |                           |     | Rs.           |
| Ahmedabad         | ... | 17                        | ... | 6,321         |
| Kaira             | ... | 25                        | ... | 3,817         |
| Broach            | ... | 17                        | ... | 1,107         |
| Surat             | ... | 18                        | ... | 5,257         |
|                   |     |                           |     | 16,502        |

In the Kaira district a portion of the grant remained unspent as two works could not be completed before the close of the year and in one case the actual cost was less than the original estimate. In the Surat district on account of want of labourers and negligence on the part of the village people a portion of the grant remained unspent. In the Ahmedabad district the works are carried out by the special agency appointed for the purpose, while in other districts the execution is either entrusted to Local Board Overseers or is supervised by the local revenue staff.

#### CENTRAL DIVISION.

(a) *Retrenchment of Government expenditure.*—The chief note in the year's administration has been retrenchment. Establishments—superior and subordinate—district and village—all have had the shears applied to meet the demand for reduction of expenditure.

The temporary appointment of Personal Assistant at Nasik created in August 1921 was abolished in February 1922; the posts of whole-time City Magistrates of Deputy Collector's grade sanctioned for Ahmednagar and Sholapur were done away with from April last; and one sub-divisional officer was reduced in each of the districts of Satara, Ahmednagar, Nasik and East Khandesh. Among officers of the Mamlatdar's rank the appointments of Resident Magistrates at Manmad and Koregaon (Satara) were abolished and that of the Resident Magistrate at Malegaon has been earmarked for reduction from 1st April 1923.

The reductions made in the clerical and village establishments are shown in the appended statement.

The net decrease in expenditure as the result of all these reductions will be about Rs. 1,57,000 per annum.

Mr. Smyth, Collector of Nasik, remarks as follows :—

'It is too early yet to say what effect these economies will have upon the efficiency of the administration. As an officer, who only came to the Presidency a year ago, I was soon struck by the large staff of men in the different offices, the routine character of much of their work owing to the provision of manuals on most subjects, and the very moderate standard of efficiency attained. I feel sure that the smaller number of



men now employed will be able to turn out as good, if not better, work, provided that there is adequate supervision.'

| District.                        | No. of hands reduced.     | Amount of annual savings. |
|----------------------------------|---------------------------|---------------------------|
| Commissioner, C. D.'s office ... | 2 appointments *          | Rs. 3,192                 |
| Ahmednagar ...                   | 7 clerks ...              | 8,236                     |
|                                  | 8 Circle Inspectors ...   | 7,860                     |
|                                  | 6 Talatis ...             | 1,860                     |
|                                  |                           | <hr/> 17,956              |
| East Khandesh ...                | 15 Clerks ...             | 11,196                    |
|                                  | 2 Circle Inspectors ...   | 1,680                     |
|                                  | 18 Talatis ...            | 5,280                     |
|                                  |                           | <hr/> 18,156              |
| West Khandesh ...                | 4 Clerks ...              | 3,720                     |
|                                  | 4 Circle Inspectors ...   | 2,220                     |
|                                  | 9 Talatis ...             | 2,520                     |
|                                  |                           | <hr/> 8,460               |
| Nasik ...                        | 30 Clerks ...             | 22,930                    |
|                                  | 52 Talatis ...            | 15,600                    |
|                                  |                           | <hr/> 38,530              |
| Poona ...                        | 1 Clerk ...               | 660                       |
|                                  | 4 Circle Inspectors ...   | 2,460                     |
|                                  | 10 Talatis ...            | 3,060                     |
|                                  |                           | <hr/> 6,180               |
| Satara ...                       | 13 Clerks ...             | 8,340                     |
|                                  | 30 Talatis ...            | 8,820                     |
|                                  |                           | <hr/> 17,160              |
| Sholapur ...                     | 7 Clerks † ...            | 4,220                     |
|                                  | 3 Circle Inspectors ‡ ... | 2,565                     |
|                                  | 5 Talatis ...             | 1,500                     |
|                                  |                           | <hr/> 8,285               |
|                                  |                           | <hr/> 1,17,969            |

(b) *Village panchayat*.—The first elections under the Village Panchayats Act took place during the year. The Nasik Collector remarks:—

'Not the least enthusiasm was displayed for this latest experiment in democracy and it remains to be seen whether the new bodies will turn out any useful work.'

(c) *The Malegaon riots*.—The cases in connection with the riots were decided and ultimately 4 men were hanged and 58 were sentenced to various terms of imprisonment. The Collector remarks:—

'The result of the cases has had a sobering effect on the town, though it is still considered prudent to maintain the extra police force and to prohibit the holding of public meetings.'

(d) *Mill strike at Sholapur*.—A general strike by the mill-hands at Sholapur occurred during the year and lasted for two weeks. It was however less serious than that of 1920 and was firmly met by the employers.

(e) *Famine*.—Though neither famine nor scarcity was declared during the year yet scarcity prevailed to a certain extent in the Ahmednagar district.

\* Kept vacant.

† Two have actually been reduced and the remaining will be reduced as vacancies occur.

‡ To be abolished as vacancies occur.

The year under report was not strictly speaking one of famine—there was however partial scarcity. The word famine seems to be almost out of date in the literal sense.

Failure of both kharif and rabi crops occurred throughout the Karjat and Sheogaon talukas and in parts of the Pathardi mahal and the Shrigonda taluka.

Dole to inferior village servants was ordered only in cases in which the proper performance of State service would have suffered by letting them leave their villages and in very exceptional cases to infirms in the talukas and mahal mentioned above.

No relief works were opened. There was no scarcity of fodder, but considerable scarcity of drinking water, but the District Local Board had sufficient balance to dig Ziras and also to engage water servers for low caste people.

Government in Government Resolution, Revenue Department, No. 4044 dated 5th June 1922 sanctioned a grant of Rs. 5,000 for gratuitous relief. Distribution of cash dole to infirms under section 146, Famine Relief Code, was first started in the Karjat taluka from the 15th May and in Shrigonda and Sheogaon talukas in the month of June 1922. In Pathardi infirms were relieved out of charitable grants. Cash dole to inferior village servants was commenced from 1st June 1922 at Rs. 3 per mensem and continued up to end of July 1922 in the talukas and mahal mentioned above.

The total number of persons gratuitously relieved at the end of each month are as under :—

| Month.    | Number of infirms relieved. |     |       |
|-----------|-----------------------------|-----|-------|
| May 1922  | ...                         | ... | 193   |
| June 1922 | ...                         | ... | 2,058 |
| July 1922 | ...                         | ... | 2,451 |
|           |                             |     | 4,702 |

#### SOUTHERN DIVISION.

(1) The most important event was the visit of His Royal Highness the Prince of Wales which was celebrated enthusiastically throughout the Division on 21st November 1921. At Poona on the 19th of November His Royal Highness in the presence of the Ruling Princes and Chiefs and the leading gentry of Maharashtra laid the foundation stone of the historic Maharashtra War Memorial—since completed and unveiled with due ceremony by His Excellency the Governor on 15th November 1922. Connected with this monument is a scheme to found district scholarships for the education of the sons of soldiers until a central school or schools can be started, for which subscriptions are coming in from Maharashtra Princes and Chiefs and the public. The subscriptions collected so far in the Southern Division amount to Rs. 23,000.

(2) *Forest matters.*—In Kanara the special Forest Settlement Officer appointed to carry out the liberal policy announced in the Press Note No. 2699 dated 21st September 1920 completed his inquiries and has submitted proposals for the revision of forest settlements and regulation of privileges where necessary. His proposals for the extension of minor forest in the coastal tract received the approval of Government after the close of the year. The work of assigning hadis and selecting forest land for extension of cultivation is in progress. Constitution of village forests for management by panchayats has been recommended in suitable cases. In the above-ghat area, the Forest Settlement Officer's proposals for the revision of the forest settlement of the Haliyal Teak Pole area are before Government and reports regarding Sirsi and Siddapur are awaited. Detail comments have been made on the Kanara forests in the Forest Administration Report.

(3) *Famine.*—Relief measures which were started in the previous year had to be continued until the late rains improved the situation.

In Bijapur relief works continued till October while gratuitous relief was stopped with effect from 1st November.

In Belgaum the distribution of dole to inferior village servants and destitutes was stopped with effect from 15th November in kharif villages and from 1st December in rabi villages. The distress not being acute, no relief works were opened in Belgaum.

As people have learnt the travel habit and there are localities where labour is in great demand, local famine relief to any large extent appears an anachronism.

Dole to village servants is questionable. There are far more village servants than are required. Where the Watan Register shows 4 as necessary, it must not be assumed that 4 individuals work as 'kamgar mahars'. The whole lot of mahars work in turn and all demand baluta. The remedy in famine times is to appoint one half of the village servants by name only and tell the rest of the idlers to go and seek work elsewhere. The Commissioner remembers a case when he was Collector of Satara and crops had failed. He told the mahars in one village that he would reduce their number to 2 kamgar mahars and the rest could go and work on the Mahuli bridge where they could get 6 annas a day (good pay in 1912) and secure steady employment for 18 months. Although there was severe scarcity in the village they flatly refused to move.

(4) *Strikes*—(a) *Tenants*.—The Agri tenants in Pen taluka (Kolaba), dissatisfied with their landlords' terms, struck last year and made various demands including reduction of rent, fixed system of remission of rent in bad years, abolition of forced labour, responsibility of landlords for causing repairs to boundary marks, etc., and as a result, over 5,000 acres of land remained waste. The amount of forced labour exacted by the khots is little understood. The strike led naturally to ill-feeling and one or two small outbreaks of violence. Mr. Gordon was able at last to effect a settlement and the landlords yielded to their tenants' demands.

(b) *Patels' strike in Kanara*.—The Government orders sanctioning a 50 per cent. increase in the emoluments of the patels in Kanara had allayed much of the discontent among them; but the efforts made since November 1921 to induce patels to resign their posts succeeded to some extent in Siddapur taluka where 46 patels officiating in 85 villages resigned their appointments. Their resignations were not accepted and they were promptly dismissed and their posts were filled partly by appointing local men and partly by putting police head constables to their charges. This had a salutary effect and checked the spread of the movement.

#### EXTRACTS.

##### SOUTHERN DIVISION.

*G. F. S. Collins, Esquire, B.A., I.C.S., Collector of Kanara.*

*Forest and agriculture*.—It was decided not to appoint the Committee to enquire into forest grievances announced in Government Resolution No. 1607 of 14th June 1921 as there was no real demand for it. The Forest Settlement Officer's recommendations have been extensive, and it is hoped that they will meet all the grievances. The difficulty is that there is a large class of persons, who have not taken the trouble to find out what is going on, and misled the uneducated ryots. Only lately they have issued a statement of minimum demands, which enumerates all the old grievances, which have been enquired into by the Forest Settlement Officer, as if that officer had never been appointed. His recommendations will of necessity take some time to bring into force, and nothing is more necessary for the agricultural progress of the district than a period free from special enquiries and agitation during which the new concessions can be consolidated.

##### BOMBAY SUBURBAN DIVISION.

From the beginning of the current year the district comprised two talukas, viz., South Salsette and Ambarnath and 91 villages. The details of the area and population are given below:—

| Collectorate.            | Area in square miles. | Population by census of 1921. |
|--------------------------|-----------------------|-------------------------------|
| Bombay Suburban district | 153                   | 1,54,922                      |

## GENERAL REMARKS.

## BOMBAY SUBURBAN DIVISION.

The year was on the whole prosperous. The rainfall was plentiful and timely and the crops good, the anna valuation being 12 annas. Though coercive measures had to be adopted in some cases, the Commissioner understands that all forfeiture orders were cancelled on payment of the arrears with current dues. In a district with numerous sub-divisions of holdings and many mutations, coupled with absentee landlords, the collection of nearly 99 per cent. of the year's dues reflects credit on the district officials.

APPENDIX No. I.—DISTRICT FORM No. II.

## Statement exhibiting the gross and net land revenue of the districts of the Northern, Central, So

| 1<br>Name of district.                                    | No. of Villages. |             | 3<br>Gross fixed revenue including N. A. and all other uses. | Deduct.  |  |                                | Remaining fixed revenue for collection. |  |                                       | 11<br>Fluctuating miscellaneous revenue. | 12<br>Local fund. | 13<br>Loss collections in 19-20 and earlier years. | 14<br>Total current year consolidated land demand (8) less minus (13) |  |
|---|------------------|-------------|--|--|--|--------------------------------|---|--|---------------------------------------|--|-------------------|--|---|--|
|   | 2a<br>Khalsa.    | 2b<br>Inam. |  | 4<br>Assessment of land assigned for special and public purposes including forest. | 5<br>Not alienation of total Inams (Class I to VII). | Assessment of cultivable land. |   | Agricultural.  |                                       |  |                   |  |   | 10<br>Building and other N. A. assessment (including judi in Class VII). |
|   |                  |             |  |  |  | 6<br>Unoccupied.               | 7<br>Free or specially reduced.         | 8<br>Government occupied land including specially reduced. | 9<br>Alienated lands (Class I to VI). |  |                   |  |   |  |
| Corresponding columns in T. F. VIII-B. NORTHERN DIVISION. |                  |             | Rs.  | Rs.  | Rs.  | Rs.                            | Rs.                                     | Rs.  | Rs.                                   | Rs.                                      | Rs.               | T. F. V. (8) Rs.                                   |   |  |
| Ahmedabad ...   | 844*             | 50          | 32,84,667  | 8,767  | 5,98,263   | 1,76,756                       | 8,69,143                                | 13,96,753  | 1,34,960                              | 50,025                                   | 1,68,295          | 1,55,578   | 14,415  |  |
|   |                  |             |  |  |  |                                |   |  |                                       |  |                   |  | Remissions ...<br>Suspensions...<br>Collections ...<br>Unauthorized   |  |
| Kaira ...   | 560              | 28          | 31,36,637  | 50,702   | 8,42,012   | 31,281                         | 65,670                                  | 16,09,043  | 5,21,666                              | 6,264                                    | 51,370            | 1,02,418   | 12,176  |  |
|   |                  |             |  |  |  |                                |   |  |                                       |  |                   |  | Remissions ...<br>Suspensions...<br>Collections ...<br>Unauthorized   |  |
| Panch Mahals.   | 615              | 76          | 6,53,011   | 6,943  | 1,51,125   | 27,370                         | 1,09,929                                | 3,23,292   | 31,206                                | 2,646                                    | 21,240            | 36,768   | 5,160   |  |
|   |                  |             |  |  |  |                                |   |  |                                       |  |                   |  | Remissions ...<br>Suspensions...<br>Collections ...<br>Unauthorized   |  |
| Broach ...  | 400              | 15          | 26,40,456  | 37,312   | 4,90,047   | 50,435                         | 86,173                                  | 17,47,212  | 2,22,231                              | 7,046                                    | 1,11,291          | 1,65,220   | 7,096   |  |
|   |                  |             |  |  |  |                                |   |  |                                       |  |                   |  | Remissions ...<br>Suspensions...<br>Collections ...<br>Unauthorized   |  |
| Surat ...   | 514              | 35          | 28,84,159  | 45,720   | 4,02,963   | 36,878                         | 15,906                                  | 22,24,659  | 1,42,871                              | 15,462                                   | 85,603            | 1,78,557   | 1,040   |  |
|   |                  |             |  |  |  |                                |   |  |                                       |  |                   |  | Remissions ...<br>Suspensions...<br>Collections ...<br>Unauthorized   |  |
| Thana ...   | 1,531            | 63          | 14,03,120  | 126  | 70,215   | 7,926                          | 2,004                                   | 12,69,314  | 40,563                                | 12,472                                   | 92,325            | 92,135   | 11,005  |  |
|   |                  |             |  |  |  |                                |   |  |                                       |  |                   |  | Remissions ...<br>Suspensions...<br>Collections ...<br>Unauthorized   |  |
| Divisional total.   | 4,764            | 267         | 1,39,42,060  | 1,49,470   | 25,54,625  | 3,31,246                       | 11,48,625                               | 85,70,773  | 10,93,498                             | 93,015                                   | 5,28,133          | 8,20,676   | 61,921  |  |
|   |                  |             |  |  |  |                                |   |  |                                       |  |                   |  | Remissions ...<br>Suspensions...<br>Collections ...<br>Unauthorized   |  |
| Extra territorial figures for 1920-1921.                  | 4,764            | 267         | 1,39,40,466  | 1,49,775   | 25,56,305  | 3,29,311                       | 11,57,164                               | 85,68,885  | 10,93,006                             | 84,620                                   | 5,05,956          | 8,23,730   |   |  |

DISTRICT FORM No. II

and Bombay Suburban Divisions for the revenue year 1921-22, and balances outstanding on 31st July 1922.

| Arrears of consolidated revenue. |           |           |               |           |           | Gross consolidated original demand. | Remitted or demand cancelled or written off. | Suspended. | Collected.  | Overcollections (whether refunded or carried forward). | Balance unauthorised. | Non-tharaband items.  | Remarks.  |
|----------------------------------|-----------|-----------|---------------|-----------|-----------|-------------------------------------|--|------------|-------------|--|-----------------------|-----------------------|---|
| Authorized.                      |           |           | Unauthorized. |           |           |                                     |  |            |             |  |                       |                       |   |
| 1918-19.                         | 1919-20.  | 1920-21.  | Other years.  | 1919-20.  | 1920-21.  |                                     |  |            |             |  |                       |                       |   |
| 15                               | 16        | 17        | 18            | 19        | 20        | 21                                  | 22   | 23         | 24          | 25   | 26                    | 27                    | 28  |
| T. P. VII                        | T. P. VII | T. F. VII | T. P. VII     | T. P. VII | T. F. VII | T. F. V                             |  |            |             |  |                       |                       |   |
| (3)                              | (3)       | (4)       | (5)           | (6)       | (7)       | (5)                                 | (6)  | (7)        | (9) + (10)  | (11)   | (12)                  | Foot note to T. F. V. |   |
| Rs.                              | Rs.       | Rs.       | Rs.           | Rs.       | Rs.       | Rs.                                 | Rs.  | Rs.        | Rs.         | Rs.  | Rs.                   | Rs.                   |   |
| 65,092                           | 9,995     | 12,27,377 | 2,786         | 711       | 11,933    | 31,87,030                           | .....  | .....      | .....       | .....  | .....                 | .....                 | * Decrease is due to the striking off 4 villages as per Government Order, Revenue Department, No. 2212-A, dated 23rd July 1920.                               |
| 27,515                           | ...       | 82,101    | 1,435         | ...       | 485       | .....                               | 1,11,934                                     | .....      | .....       | .....  | .....                 | .....                 |   |
| 5,012                            | ...       | 9,80,121  | ...           | ...       | 1,435     | .....                               | .....  | 10,54,718  | .....       | .....  | .....                 | .....                 |   |
| 11,471                           | 9,006     | 2,12,817  | 1,058         | 315       | 4,418     | .....                               | .....  | .....      | 20,06,528   | 9,747  | .....                 | 6,123                 |   |
| 664                              | ...       | 2,338     | 203           | 396       | 5,565     | .....                               | .....  | .....      | .....       | .....  | 13,850                | .....                 |   |
| 2,04,687                         | ...       | 14,72,901 | 4,164         | 5,548     | 1,951     | 40,57,035                           | .....  | .....      | .....       | .....  | .....                 | .....                 |   |
| 1,98,037                         | ...       | 38,951    | 2,871         | 4,222     | 49        | .....                               | 2,75,947                                     | .....      | .....       | .....  | .....                 | .....                 |   |
| ...                              | ...       | 18,77,349 | ...           | ...       | ...       | .....                               | .....  | 13,94,223  | .....       | .....  | .....                 | .....                 |   |
| 5,650                            | ...       | 55,852    | 792           | 100       | 824       | .....                               | .....  | .....      | 23,80,695   | 7,533  | .....                 | 16,672                |   |
| ...                              | ...       | 49        | 501           | 1,136     | 1,078     | .....                               | .....  | .....      | .....       | .....  | 6,170                 | .....                 |   |
| 14,576                           | ...       | 1,60,406  | 117           | 70        | 784       | 5,94,945                            | .....  | .....      | .....       | .....  | .....                 | .....                 |   |
| 14,452                           | ...       | 886       | 1             | 2         | 2         | .....                               | 18,494                                       | .....      | .....       | .....  | .....                 | .....                 |   |
| 67                               | ...       | 1,30,023  | ...           | ...       | ...       | .....                               | .....  | 1,34,065   | .....       | .....  | .....                 | .....                 |   |
| 67                               | ...       | 38,497    | 115           | 67        | 761       | .....                               | .....  | .....      | 4,49,171    | 441  | .....                 | 1,660                 |   |
| ...                              | ...       | ...       | 1             | 1         | 21        | .....                               | .....  | .....      | .....       | .....  | 215                   | .....                 |   |
| 94,7371                          | ...       | 9,17,039  | ...           | ...       | 501       | 32,58,161                           | .....  | .....      | .....       | .....  | .....                 | .....                 | † Difference in the figures of arrears (column 15) as compared with the last year's return is due to adjustment on account of over collections in past years. |
| 31,717                           | ...       | 8,958     | ...           | ...       | ...       | .....                               | 50,880                                       | .....      | .....       | .....  | .....                 | .....                 |   |
| ...                              | ...       | 5,06,636  | ...           | ...       | ...       | .....                               | .....  | 5,23,565   | .....       | .....  | .....                 | .....                 |   |
| 60,020                           | ...       | 4,01,427  | ...           | ...       | 501       | .....                               | .....  | .....      | 26,83,596   | 14,233   | .....                 | 2,632                 |   |
| ...                              | ...       | 18        | ...           | ...       | ...       | .....                               | .....  | .....      | .....       | .....  | 141                   | .....                 |   |
| 52,222                           | ...       | 11,360    | ...           | ...       | ...       | 27,09,694                           | .....  | .....      | .....       | .....  | .....                 | .....                 |   |
| 3,923                            | ...       | ...       | ...           | ...       | ...       | .....                               | 32,633                                       | .....      | .....       | .....  | .....                 | .....                 |   |
| ...                              | ...       | 6,446     | ...           | ...       | ...       | .....                               | .....  | 6,446      | .....       | .....  | .....                 | .....                 |   |
| 48,390                           | ...       | 4,914     | ...           | ...       | ...       | .....                               | .....  | .....      | 36,70,551   | 3,660  | .....                 | 5,403                 |   |
| ...                              | ...       | ...       | ...           | ...       | ...       | .....                               | .....  | .....      | .....       | .....  | 34                    | .....                 |   |
| ...                              | ...       | 34,649    | 50            | 128       | 2,512     | 15,32,659                           | .....  | .....      | .....       | .....  | .....                 | .....                 |   |
| ...                              | ...       | ...       | ...           | ...       | 562       | .....                               | 1,071  | .....      | .....       | .....  | .....                 | .....                 |   |
| ...                              | ...       | 34,563    | 56            | 67        | 1,891     | .....                               | .....  | .....      | 15,30,060   | 9,947  | .....                 | 2,614                 |   |
| ...                              | ...       | 65        | ...           | 61        | 59        | .....                               | .....  | .....      | .....       | .....  | 1,523                 | .....                 |   |
| 4,11,184                         | 9,995     | 38,32,032 | 7,123         | 6,457     | 17,681    | 1,53,39,544                         | .....  | .....      | .....       | .....  | .....                 | .....                 |   |
| 2,70,444                         | ...       | 80,896    | 4,307         | 4,224     | 1,093     | .....                               | 4,90,959                                     | .....      | .....       | .....  | .....                 | .....                 |   |
| 5,069                            | ...       | 30,00,575 | ...           | ...       | 1,435     | .....                               | .....  | 31,13,017  | .....       | .....  | .....                 | .....                 |   |
| 1,26,007                         | 9,995     | 7,48,090  | 2,021         | 639       | 8,395     | .....                               | .....  | .....      | 1,17,13,630 | 45,766   | .....                 | 35,102                |   |
| 664                              | ...       | 2,471     | 705           | 1,594     | 6,753     | .....                               | .....  | .....      | .....       | .....  | 21,938                | .....                 |   |
| ...                              | 15,70,713 | 27,925    | 1,363         | 8,125     | 13,056    | 1,27,53,022                         | 15,68,495                                    | 42,55,077  | 68,98,189   | 69,045   | 31,261                | 31,277                |   |

| Name of district.<br><br>1             | Number of villages. |             | Gross fixed revenue including N. A. and all other uses.<br>3 | Deduct.  |  |                                     | Remaining fixed revenue for collection. |   |       |        | miscellaneous<br>fluctuating<br>revenue.<br>11 | Local fund.<br>12 | Less collections in 19-19 and earlier years.<br>13 |  |          |
|--|---------------------|-------------|--|--|--|-------------------------------------|---|---|-------|--------|--|-------------------|--|--|----------|
|  | Khalisa.<br>2a      | Inam.<br>2b |  | Assessment of land assigned for special and public purposes including forest.<br>4 | Net alienation of total inams (Class I to VII).<br>5 | Assessment of cultivable land.<br>6 |   | Agricultural.   |       |        |  |                   |  | Building and other N. A. assessment (including Judd in Class VII).<br>10 |          |
|  |                     |             |  |  |  | Unoccupied.<br>6                    | Free or specially reduced.<br>7         | Government occupied land including specially reduced. |       |        |  |                   |  |  |          |
|  |                     |             |  |  |  |                                     |   | A.  | B.    | C.     |  |                   |  |  |          |
| 8                                      | 9                   | 10          | 11   | 12   | 13   |                                     |   |   |       |        |  |                   |  |  |          |
| Corresponding columns in T. F. VIII-B. |                     |             | Rs.  | Rs.  | Rs.  | Rs.                                 | Rs.                                     | Rs.   | Rs.   | Rs.    | Rs.  | Rs.               | Rs.  | T. F. V. (b)   |          |
| CENTRAL DIVISION.                      |                     |             | Rs.  | Rs.  | Rs.  | Rs.                                 | Rs.                                     | Rs.   | Rs.   | Rs.    | Rs.  | Rs.               | Rs.  | Rs.  |          |
| Ahmednagar ...                         | 1,235               | 189         | 22,77,175  | 277  | 2,93,916   | 15,404                              | 664                                     | 17,04,141   | ...   | 295    | 1,70,966                                       | 1,302             | 51,064   | 1,42,181   | 17,293   |
| East Khândesh ...                      | 1,737               | 65          | 36,64,379  | 789  | 3,20,438   | 32,700                              | 879                                     | 31,22,303   | ...   | ...    | 1,63,302                                       | 25,309            | 1,10,431   | 2,30,808   | 3,734    |
| West Khândesh ...                      | 1,445               | 43          | 22,76,078  | 10   | 2,00,367   | 63,542                              | 41                                      | 19,46,626   | ...   | 47     | 51,738   | 13,717            | 97,778   | 1,41,791   | 20,578   |
| Nâsik ...                              | 1,533               | 161         | 22,31,084  | 13   | 2,99,947   | 25,308                              | 94                                      | 17,67,787   | 38    | ...    | 1,30,075                                       | 7,822             | 74,322   | 1,40,387   | 2,946    |
| Poona ...                              | 1,004               | 197         | 20,01,613  | 1,054  | 4,05,354   | 8,067                               | 835                                     | 14,15,449   | 2,205 | 471    | 1,38,331                                       | 29,847            | 74,749   | 1,27,667   | 20,304   |
| Extra territorial                      | ...                 | ...         | 7,156  | 6,421  | 88   | 18                                  | 256                                     | .....   | ...   | ...    | 373  | ...               | 85   | ...  | ...      |
| Sâtara ...                             | 960                 | 389         | 22,08,516  | 1,122  | 8,66,204   | 6,774                               | 1,172                                   | 16,32,632   | 307   | 1,338  | 3,90,679                                       | 8,238             | 26,034   | 1,80,127   | 70,379   |
| Extra territorial                      | ...                 | ...         | 10,963   | 158  | ...  | ...                                 | ...                                     | .....   | ...   | ...    | 10,654   | 151               | 215  | 10   | ...      |
| Sholâpur ...                           | 669                 | 50          | 14,25,777  | 819  | 1,45,043   | 4,928                               | 380                                     | 11,83,269   | ...   | 900    | 66,782   | 23,656            | 1,17,900   | 93,402   | 2,730    |
| Extra territorial                      | ...                 | ...         | 1,815  | ...  | ...  | ...                                 | ...                                     | .....   | ...   | ...    | 1,815  | ...               | 959  | ...  | ...      |
| Total ...                              | *8,593              | *1,045      | 1,67,65,122  | 4,064  | 25,40,269  | 1,56,732                            | 4,055                                   | 1,28,62,317   | 2,560 | 3,061  | 11,01,693                                      | 1,10,181          | 5,62,767   | 10,56,363  | 1,46,954 |
| Extra territorial                      | ...                 | ...         | 19,934   | 6,579  | 88   | 18                                  | 256                                     | .....   | ...   | ...    | 12,842   | 151               | 1,259  | 15   | ...      |
| Total for 1910-21 ...                  | 8,692               | 1,045       | 1,65,17,900  | 4,164  | 25,02,840  | 1,52,639                            | 4,340                                   | 1,26,57,978   | 507   | 10,469 | 10,87,730                                      | 97,843            | 3,59,397   | 10,29,586  | 78,627   |

\*The net increase of 1 in the total number of villages is due to correcting the total figure in West Khândesh in which one village was omitted through mistake since 1916-16.





| 1<br>Name of district.                 | No. of villages. |            | 3<br>Gross fixed revenue including N. A. and all other uses. | Deduct.  |  |                                | Remaining fixed revenue for collection. |  |                                       | 11<br>Fluctuating miscellaneous revenue. | 12<br>Local fund. | 13<br>Less collections in 19-19 and earlier years. | 14<br>Total current year consolidated land revenue demand (b) to (12) minus (13). |  |
|--|------------------|------------|--|--|--|--------------------------------|---|--|---------------------------------------|--|-------------------|--|---|--|
|  | a<br>Khalsa.     | b<br>Inam. |  | 4<br>Assessment of land assigned for special and public purposes including forest. | 5<br>Not alienation of total inams (Class I to VII). | Assessment of cultivable land. |   | Agricultural.  |                                       |  |                   |  |   |  |
|  |                  |            |  |  |  | 6<br>Unoccupied.               | 7<br>Free or specially reduced.         | 8<br>Government occupied land including specially reduced. | 9<br>Alienated lands (Class I to VI). |  |                   |  |   | 10<br>Building and other N. A. assessment (including judi in Class VII).   |
| Corresponding columns in T. F. VIII-B. |                  |            | Rs.  | Rs.  | Rs.  | Rs.                            | Rs.                                     | Rs.  | Rs.                                   | Rs.                                      | Rs.               | Rs.  | R   |  |
| <b>SOUTHERN DIVISION.</b>              |                  |            |  |  |  |                                |   |  |                                       |  |                   |  |   |  |
| Belgaum ...                            | 914              | 218        | 25,27,630  | 3,367  | 6,70,421   | 15,107                         | 2                                       | 13,44,251  | 4,01,825                              | 2,537                                    | 32,239            | 1,56,664   | 5,719   | Demand 20,21,87<br>Remissions ... 6,39<br>Suspensions ... 10,41<br>Collections ... 20,01,87<br>Unauthorized arrears ... 3,25           |
| Bijapur ...                            | 1,013            | 161        | 19,34,577  | 48   | 3,63,166   | 5,654                          | 33                                      | 12,29,256  | 3,29,241                              | 6,950                                    | 35,164            | 1,20,812   | 5,291   | Demand 17,16,1<br>Remissions ... 5,1<br>Suspensions ... 17,02,8<br>Collections ... 17,02,8<br>Unauthorized arrears ... 5,6             |
| Dhárwár ...                            | 1,289            | 194        | 35,62,352  | 10,635   | 6,05,326   | 37,172                         | 103                                     | 22,87,560  | 6,09,820                              | 11,536                                   | 43,773            | 2,19,031   | 4,249   | Demand 31,68,3<br>Remissions ... 64,2<br>Suspensions ... 21,0<br>Collections ... 30,81,7<br>Unauthorized arrears ... 3                 |
| Kánara ...                             | 1,419            | ...        | 10,66,627  | ...  | 4,767  | 59,666                         | 5,611                                   | 9,95,330   | 56                                    | 1,137                                    | 17,760            | 63,412   | 1,983   | Demand 10,76,7<br>Remissions ... 7,9<br>Suspensions ... 3,9<br>Collections ... 10,63,1<br>Unauthorized arrears ... 6                   |
| Kolába ...                             | 1,541            | 92         | 14,69,923  | 811  | 92,807   | 3,336                          | 8,190                                   | 13,20,636  | 23,889                                | 10,192                                   | 33,057            | 91,452   | 3,264   | Demand 14,76,8<br>Remissions ... 4,0<br>Suspensions ... 1<br>Collections ... 14,70,0<br>Unauthorized arrears ... 2,53                  |
| Katnágiri ...                          | 1,268†           | 68         | 9,89,162   | 239  | 84,091   | 2,064                          | 10,093                                  | 8,71,253   | 20,464                                | 929                                      | 13,487            | 61,725   | 5,198   | Demand 9,62,6<br>Remissions ... 4,62<br>Suspensions ... 3,66<br>Collections ... 9,64,4<br>Unauthorized arrears ... 6                   |
| Total for 1921-22 ...                  | 7,444            | 723        | 1,15,40,971  | 15,300   | 18,90,598  | 1,33,351                       | 24,032                                  | 60,48,376  | 14,76,235                             | 33,319                                   | 1,76,420          | 7,13,099   | 25,743  | Demand 1,04,31,6<br>Remissions ... 21,46<br>Suspensions ... 42,31<br>Collections ... 1,02,74,12<br>Unauthorized arrears ... 12,86      |
| Extra territorial—                     | ...              | ...        | ...  | ...  | ...  | ...                            | ...                                     | ...  | ...                                   | ...                                      | ...               | ...  | ...   | ...  |
| Belgaum ...                            | ...              | ...        | 22,729   | ...  | 3,168  | ...                            | ...                                     | 1,481  | 18,310                                | ...                                      | 30                | ...  | ...   | 19,82  |
| Bijapur ...                            | ...              | ...        | 2,042  | ...  | 463  | ...                            | ...                                     | 394  | 1,185                                 | ...                                      | ...               | ...  | ...   | 1,57   |
| Dhárwár ...                            | ...              | ...        | 5,792  | ...  | 73   | ...                            | 1,627                                   | 4,166  | 26                                    | ...                                      | ...               | ...  | ...   | 4,19   |
| Total extra territorial ...            | ...              | ...        | 30,563   | ...  | 3,724  | ...                            | 1,527                                   | 6,041  | 19,621                                | ...                                      | 30                | ...  | ...   | 25,59  |
| Total for 1920-21 ...                  | 7,445            | 723        | 1,15,40,186  | 15,874   | 18,92,551  | 1,20,106                       | 27,310                                  | 60,51,370  | 14,74,069                             | 28,986                                   | 1,72,166          | 7,13,926   | 34,631  | Demand ... 1,04,05,8<br>Remissions ... 60,10<br>Suspensions ... 15,29,16<br>Collections ... 87,73,70<br>Unauthorized arrears ... 36,74 |
| Extra territorial ...                  | ...              | ...        | 30,613   | ...  | 3,724  | ...                            | 1,527                                   | 6,041  | 19,621                                | ...                                      | 72                | ...  | 48  | 25,690   |

No. I—contd.

| Arrears of consolidated revenue. |   |                  |                    |                  |                  | 12<br>Gross consolidated original demand. | 13<br>Remitted or demand cancelled or written off. | 14<br>Suspended. | 15<br>Collected. | 16<br>Overcollections (whether refunded or carried forward). | 17<br>Balance unauthorized. | 18<br>Non-tharavband items. | 19<br>Remarks.   |
|----------------------------------|---|------------------|--------------------|------------------|------------------|---|--|------------------|------------------|--|-----------------------------|-----------------------------|--|
| Authorized.                      |   |                  | Unauthorized.      |                  |                  |   |  |                  |                  |  |                             |                             |  |
| 1014-10.<br>15                   | 1010-20.<br>16                                  | 1920-21.<br>17   | Other years.<br>18 | 1010-20.<br>19   | 1920-21.<br>20   |   |  |                  |                  |  |                             |                             |  |
| T. P. VII<br>(2)                 | T. F. VII<br>(3)                                | T. P. VII<br>(4) | T. P. VII<br>(5)   | T. P. VII<br>(6) | T. P. VII<br>(7) | T. P. V.<br>(8)                           | (9)  | (10)             | (9) + (10)       | (11)   | (12)                        | Foot note<br>to T. F. V     |  |
| Rs.                              | Rs.   | Rs.              | Rs.                | Rs.              | Rs.              | Rs.                                       | Rs.  | Rs.              | Rs.              | Rs.  | Rs.                         | Rs.                         |  |
| 10,526<br>7                      | 3,903   | 4,10,712*        | 1,968              | 3,373            | 4,321*           | 24,56,839                                 | 6,369  | 1,24,518         | 23,17,326        | 5,234  |                             | 15,907                      | * The difference of Rs. 11 in column 17 and of Rs. 42 in column 20 is due to errors detected after the close and submission of taluka accounts to Collector. |
| 10,526                           | 1,932   | 1,12,168         | 43                 | 1,917            | 2,665            |   |  |                  |                  |  |                             |                             |  |
|                                  | 1,761   | 2,98,544         |                    |                  |                  |   |  |                  |                  |  |                             |                             |  |
|                                  |   |                  | 1,225              | 1,455            | 1,666            |   |  |                  |                  |  | 7,626†                      |                             |  |
| 1,51,528                         | 30  | 10,73,077        | 690                | 23               | 30,499           | 29,71,848                                 |  |                  |                  | 9,568  |                             | 6,631                       | † Rs. 5,628 recoverable.   |
| 21,130                           |   |                  | 252                | 19               |                  |   | 27,541   |                  |                  |  |                             |                             | .. 1,337 irrecoverable.  |
| 1,25,429                         | 30  | 6,14,073         | 255                | 4                | 28,581           |   |  | 6,16,241         | 23,20,154        |  |                             |                             | .. 661 doubtful.   |
|                                  |   | 4,50,004         |                    |                  |                  |   |  |                  |                  |  |                             |                             | 7,626 Total.   |
|                                  |   |                  | 13                 |                  | 1,916            |   |  |                  |                  |  | 7,912‡                      |                             | ‡ Rs. 7,912 recoverable.   |
| 12,770                           | 16,767  | 42,036           | 16                 | 231              | 1,559            | 32,41,733                                 |  |                  |                  | 9,492  |                             | 20,130                      |  |
| 3,344                            |   |                  |                    |                  | 327              |   | 67,526   |                  |                  |  |                             |                             |  |
| 4,229                            | 16,415  | 3,569            |                    |                  |                  |   |  | 46,797           |                  |  |                             |                             |  |
| 4,730                            | 322   | 36,477           | 15                 | 231              | 1,211            |   |  |                  | 31,56,762        |  |                             |                             |  |
|                                  |   |                  |                    |                  | 21               |   |  |                  |                  |  |                             | 346§                        | § Rs. 346 recoverable.   |
| 10,653                           | 7,156   | 186              | 5                  | 1                | 370              | 10,94,172                                 |  |                  |                  | 4,045  |                             | 10,584                      | The increase of Rs. 3 is due to amount written off last year but subsequently collected.   |
| 1,026                            |   | 186              |                    |                  | 64               |   | 9,088  |                  |                  |  |                             |                             | ¶ Rs. 528 recoverable.   |
| 9,645                            | 372   |                  | 5                  | 1                | 256              |   |  | 4,465            | 10,79,881        |  |                             |                             | .. 184 doubtful.   |
|                                  | 6,773   |                  |                    |                  |                  |   |  |                  |                  |  |                             |                             | .. 26 irrecoverable.   |
| 10                               | 60  |                  |                    |                  |                  |   |  |                  |                  |  | 738¶                        |                             | 738 Total.   |
|                                  |   |                  |                    |                  |                  | 14,76,863                                 |  |                  |                  | 9,306  |                             | 15,383                      | ** Rs. 2,537 recoverable.  |
|                                  |   |                  |                    |                  |                  |   | 4,069  |                  |                  |  |                             |                             |  |
|                                  |   |                  |                    |                  |                  |   |  | 150              | 14,70,067        |  |                             |                             |  |
|                                  |   |                  |                    |                  |                  |   |  |                  |                  |  | 2,537**                     |                             |  |
| 5,960                            | 2,375   | 3,156            | 15                 | 3                | 41               | 9,74,256                                  |  |                  |                  | 9,918  |                             | 20,756                      | †† The difference of is due to amalgamation of 2 villages Kist and Murud into one village (vide G. R. R. D. No. 2073 of 16th August 1921.                    |
| 288                              | 92  | 272              |                    |                  |                  |   | 5,265  |                  |                  |  |                             |                             |  |
| 5,161                            | 2,196   | 2,733            |                    |                  |                  |   |  | 13,673           | 9,55,254         |  |                             |                             |  |
| 617                              | 98  | 141              | 15                 | 3                | 41               |   |  |                  |                  |  |                             | 63                          |  |
|                                  |   |                  |                    |                  |                  |   |  |                  |                  |  |                             |                             |  |
| 1,91,575                         | 30,080  | 15,29,177        | 1,923              | 3,630            | 36,790           | 1,22,14,710                               |  |                  |                  | 40,565   |                             | 92,283                      |  |
| 26,577                           | 62  | 272              | 852                | 19               | 411              |   |  | 1,20,180         |                  |  |                             |                             |  |
| 2,920                            | 20,994  | 7,32,749         |                    |                  |                  |   |  |                  | 8,06,544         |  |                             |                             |  |
| 1,24,228                         | 9,014   | 7,96,156         | 333                | 2,156            | 32,754           |   |  |                  |                  |  |                             |                             |  |
|                                  | 60  |                  | 1,238              | 1,455            | 3,595            |   |  |                  | 1,12,69,464      |  |                             |                             |  |
|                                  |   |                  |                    |                  |                  |   |  |                  |                  |  |                             | 19,222                      |  |
|                                  |   | 132              |                    |                  | 26               | 19,979                                    |  |                  |                  | 19,949   | 4                           | 30:::                       | :: Rs. 30 doubtful.  |
|                                  |   |                  |                    |                  |                  | 1,579                                     |  |                  |                  | 1,579  |                             |                             |  |
|                                  |   |                  |                    |                  |                  | 4,192                                     |  |                  |                  | 4,192  |                             |                             |  |
|                                  | Add—  | 139              |                    |                  | 26               | 25,750                                    |  |                  | 25,720           | 4  | 30                          |                             |  |
|                                  | Over collections Non-tharavband items           |                  |                    |                  |                  |   |  |                  | 40,565           |  |                             |                             |  |
|                                  | Gross consolidated land revenue of the Division |                  |                    |                  |                  |   |  |                  | 92,283           |  |                             |                             |  |
|                                  |   |                  |                    |                  |                  |   |  |                  | 1,14,38,032      |  |                             |                             |  |
| 9,421                            | 3,22,689  | 56,366           | 2,355              | 5,293            | 21,321           | 1,06,23,254                               |  |                  |                  | 36,759   |                             | 71,123                      |  |
| 901                              | 25,331  | 18,428           |                    | 38               | 686              |   |  | 1,11,643         |                  |  |                             |                             |  |
| 6,449                            | 1,83,126  | 30,050           |                    |                  |                  |   |  |                  | 17,50,791        |  |                             |                             |  |
| 59                               | 1,14,214  | 7,614            | 1,147              | 9,670            | 17,218           |   |  |                  |                  | 59,18,622  |                             |                             |  |
|                                  |   |                  | 1,308              | 585              | 3,410            |   |  |                  |                  |  |                             | 42,198                      |  |
|                                  |   |                  |                    |                  | 15               | 25,601                                    |  | 132              | 25,443           |  | 26                          |                             |  |
|                                  | Add—  |                  |                    |                  |                  |   |  |                  |                  |  |                             |                             |  |
|                                  | Over collections Non-tharavband items           |                  |                    |                  |                  |   |  |                  | 36,759           |  |                             |                             |  |
|                                  | Gross consolidated land revenue of the Division |                  |                    |                  |                  |   |  |                  | 71,123           |  |                             |                             |  |
|                                  |   |                  |                    |                  |                  |   |  |                  | 90,51,947        |  |                             |                             |  |

| 1<br>Name of district.                          | No. of villages. |             | 3<br>Gross fixed revenue including N. A. and all other uses. | Deduct.  |   |                                |                                 | Remaining fixed revenue for collection.                    |                                       |  | 11<br>Fluctuating miscellaneous revenue. | 12<br>Local Fund. | 13<br>Less collections in 19-19 and earlier years. | 14<br>Total current year consolidated land revenue demand (8) to (13) minus (13).                                       |
|---|------------------|-------------|--|--|---|--------------------------------|---------------------------------|--|---------------------------------------|--|--|-------------------|--|---|
|   | 2a<br>Khalsa.    | 2b<br>Inam. |  | 4<br>Assessment of land assigned for special and public purposes including forest. | 5<br>Nett alienation of total Inams (Class I to VII). | Assessment of cultivable land. |                                 | Agricultural.  |                                       | 10<br>Building and other N. A. assessment (including judt in Class VII). |  |                   |  |   |
|   |                  |             |  |  |   | 6<br>Unoccupied.               | 7<br>Free or specially reduced. | 8<br>Government occupied land including specially reduced. | 9<br>Alienated lands (Class I to VI). |  |  |                   |  |   |
| Corresponding columns in T.F. VIII-B.           |                  |             | Rs.  | Rs.  | Rs.   | Rs.                            | Rs.                             | Rs.  | Rs.                                   | Rs.  | Rs.                                      | Rs.               | T. F. V (8)  | Rs.   |
| BOMBAY SUBURBAN DIVISION.                       |                  |             |  |  |   |                                |                                 |  |                                       |  |  |                   |  |   |
| Bombay Sub-urban 1921-22.                       | 43               | 48          | 2,00,023   | 321  | 60,835  | 6,589                          | 14,819                          | 84,470   | 2,346                                 | 80,548   | 30,574                                   | 13,256            | 4,910  | Bombay Sub-urban. Remissions ... 1 Suspensions ... 5 Collections ... 1.46 Unauthorized arrears ... 1 Extra territorial. |
| Bombay Sub-urban, last year 1920-21.            | 43               | 48          | 1,93,465   | 323  | 61,055  | 592                            | 14,819                          | 85,226   | 2,351                                 | 29,099   | 63,532                                   | 15,768            | 8,603  | Last year's total 1920-21. Remissions ... 3 Suspensions ... 3 Collections ... 1.74 Unauthorized arrears ... 1           |
| Total for the Presidency proper ...             | 20,844½          | 2,084½      | 4,24,67,471  | 1,69,175   | 69,76,317   | 6,18,018                       | 11,91,431                       | 2,05,71,537  | 35,73,030                             | 2,67,063   | 12,98,214                                | 25,04,293         | 2,28,937   | 3,71,84   |
| Total for the Presidency proper for 1933-21 ... | 20,847½          | 2,070½      | 4,21,92,017  | 1,70,186   | 69,42,751   | 6,03,048                       | 12,03,633                       | 2,03,74,325  | 36,56,076                             | 2,40,048   | 11,01,061                                | 25,69,300         | 1,67,117   | 3,68,80   |

No. 1—concl'd.

| 16 | Arrears of consolidated revenue. |          |               |          |          | 19 | 20 | 21 | 22 | 23 | 24 | 25 | 26 | 27 | 28 | 29 | 30 | 31 | 32 | 33 | 34 | 35 | 36 | 37 | 38 | 39 | 40 | 41 | 42 | 43 | 44 | 45 | 46 | 47 | 48 | 49 | 50 | 51 | 52 | 53 | 54 | 55 | 56 | 57 | 58 | 59 | 60 | 61 | 62 | 63 | 64 | 65 | 66 | 67 | 68 | 69 | 70 | 71 | 72 | 73 | 74 | 75 | 76 | 77 | 78 | 79 | 80 | 81 | 82 | 83 | 84 | 85 | 86 | 87 | 88 | 89 | 90 | 91 | 92 | 93 | 94 | 95 | 96 | 97 | 98 | 99 | 100 | 101 | 102 | 103 | 104 | 105 | 106 | 107 | 108 | 109 | 110 | 111 | 112 | 113 | 114 | 115 | 116 | 117 | 118 | 119 | 120 | 121 | 122 | 123 | 124 | 125 | 126 | 127 | 128 | 129 | 130 | 131 | 132 | 133 | 134 | 135 | 136 | 137 | 138 | 139 | 140 | 141 | 142 | 143 | 144 | 145 | 146 | 147 | 148 | 149 | 150 | 151 | 152 | 153 | 154 | 155 | 156 | 157 | 158 | 159 | 160 | 161 | 162 | 163 | 164 | 165 | 166 | 167 | 168 | 169 | 170 | 171 | 172 | 173 | 174 | 175 | 176 | 177 | 178 | 179 | 180 | 181 | 182 | 183 | 184 | 185 | 186 | 187 | 188 | 189 | 190 | 191 | 192 | 193 | 194 | 195 | 196 | 197 | 198 | 199 | 200 | 201 | 202 | 203 | 204 | 205 | 206 | 207 | 208 | 209 | 210 | 211 | 212 | 213 | 214 | 215 | 216 | 217 | 218 | 219 | 220 | 221 | 222 | 223 | 224 | 225 | 226 | 227 | 228 | 229 | 230 | 231 | 232 | 233 | 234 | 235 | 236 | 237 | 238 | 239 | 240 | 241 | 242 | 243 | 244 | 245 | 246 | 247 | 248 | 249 | 250 | 251 | 252 | 253 | 254 | 255 | 256 | 257 | 258 | 259 | 260 | 261 | 262 | 263 | 264 | 265 | 266 | 267 | 268 | 269 | 270 | 271 | 272 | 273 | 274 | 275 | 276 | 277 | 278 | 279 | 280 | 281 | 282 | 283 | 284 | 285 | 286 | 287 | 288 | 289 | 290 | 291 | 292 | 293 | 294 | 295 | 296 | 297 | 298 | 299 | 300 | 301 | 302 | 303 | 304 | 305 | 306 | 307 | 308 | 309 | 310 | 311 | 312 | 313 | 314 | 315 | 316 | 317 | 318 | 319 | 320 | 321 | 322 | 323 | 324 | 325 | 326 | 327 | 328 | 329 | 330 | 331 | 332 | 333 | 334 | 335 | 336 | 337 | 338 | 339 | 340 | 341 | 342 | 343 | 344 | 345 | 346 | 347 | 348 | 349 | 350 | 351 | 352 | 353 | 354 | 355 | 356 | 357 | 358 | 359 | 360 | 361 | 362 | 363 | 364 | 365 | 366 | 367 | 368 | 369 | 370 | 371 | 372 | 373 | 374 | 375 | 376 | 377 | 378 | 379 | 380 | 381 | 382 | 383 | 384 | 385 | 386 | 387 | 388 | 389 | 390 | 391 | 392 | 393 | 394 | 395 | 396 | 397 | 398 | 399 | 400 | 401 | 402 | 403 | 404 | 405 | 406 | 407 | 408 | 409 | 410 | 411 | 412 | 413 | 414 | 415 | 416 | 417 | 418 | 419 | 420 | 421 | 422 | 423 | 424 | 425 | 426 | 427 | 428 | 429 | 430 | 431 | 432 | 433 | 434 | 435 | 436 | 437 | 438 | 439 | 440 | 441 | 442 | 443 | 444 | 445 | 446 | 447 | 448 | 449 | 450 | 451 | 452 | 453 | 454 | 455 | 456 | 457 | 458 | 459 | 460 | 461 | 462 | 463 | 464 | 465 | 466 | 467 | 468 | 469 | 470 | 471 | 472 | 473 | 474 | 475 | 476 | 477 | 478 | 479 | 480 | 481 | 482 | 483 | 484 | 485 | 486 | 487 | 488 | 489 | 490 | 491 | 492 | 493 | 494 | 495 | 496 | 497 | 498 | 499 | 500 | 501 | 502 | 503 | 504 | 505 | 506 | 507 | 508 | 509 | 510 | 511 | 512 | 513 | 514 | 515 | 516 | 517 | 518 | 519 | 520 | 521 | 522 | 523 | 524 | 525 | 526 | 527 | 528 | 529 | 530 | 531 | 532 | 533 | 534 | 535 | 536 | 537 | 538 | 539 | 540 | 541 | 542 | 543 | 544 | 545 | 546 | 547 | 548 | 549 | 550 | 551 | 552 | 553 | 554 | 555 | 556 | 557 | 558 | 559 | 560 | 561 | 562 | 563 | 564 | 565 | 566 | 567 | 568 | 569 | 570 | 571 | 572 | 573 | 574 | 575 | 576 | 577 | 578 | 579 | 580 | 581 | 582 | 583 | 584 | 585 | 586 | 587 | 588 | 589 | 590 | 591 | 592 | 593 | 594 | 595 | 596 | 597 | 598 | 599 | 600 | 601 | 602 | 603 | 604 | 605 | 606 | 607 | 608 | 609 | 610 | 611 | 612 | 613 | 614 | 615 | 616 | 617 | 618 | 619 | 620 | 621 | 622 | 623 | 624 | 625 | 626 | 627 | 628 | 629 | 630 | 631 | 632 | 633 | 634 | 635 | 636 | 637 | 638 | 639 | 640 | 641 | 642 | 643 | 644 | 645 | 646 | 647 | 648 | 649 | 650 | 651 | 652 | 653 | 654 | 655 | 656 | 657 | 658 | 659 | 660 | 661 | 662 | 663 | 664 | 665 | 666 | 667 | 668 | 669 | 670 | 671 | 672 | 673 | 674 | 675 | 676 | 677 | 678 | 679 | 680 | 681 | 682 | 683 | 684 | 685 | 686 | 687 | 688 | 689 | 690 | 691 | 692 | 693 | 694 | 695 | 696 | 697 | 698 | 699 | 700 | 701 | 702 | 703 | 704 | 705 | 706 | 707 | 708 | 709 | 710 | 711 | 712 | 713 | 714 | 715 | 716 | 717 | 718 | 719 | 720 | 721 | 722 | 723 | 724 | 725 | 726 | 727 | 728 | 729 | 730 | 731 | 732 | 733 | 734 | 735 | 736 | 737 | 738 | 739 | 740 | 741 | 742 | 743 | 744 | 745 | 746 | 747 | 748 | 749 | 750 | 751 | 752 | 753 | 754 | 755 | 756 | 757 | 758 | 759 | 760 | 761 | 762 | 763 | 764 | 765 | 766 | 767 | 768 | 769 | 770 | 771 | 772 | 773 | 774 | 775 | 776 | 777 | 778 | 779 | 780 | 781 | 782 | 783 | 784 | 785 | 786 | 787 | 788 | 789 | 790 | 791 | 792 | 793 | 794 | 795 | 796 | 797 | 798 | 799 | 800 | 801 | 802 | 803 | 804 | 805 | 806 | 807 | 808 | 809 | 810 | 811 | 812 | 813 | 814 | 815 | 816 | 817 | 818 | 819 | 820 | 821 | 822 | 823 | 824 | 825 | 826 | 827 | 828 | 829 | 830 | 831 | 832 | 833 | 834 | 835 | 836 | 837 | 838 | 839 | 840 | 841 | 842 | 843 | 844 | 845 | 846 | 847 | 848 | 849 | 850 | 851 | 852 | 853 | 854 | 855 | 856 | 857 | 858 | 859 | 860 | 861 | 862 | 863 | 864 | 865 | 866 | 867 | 868 | 869 | 870 | 871 | 872 | 873 | 874 | 875 | 876 | 877 | 878 | 879 | 880 | 881 | 882 | 883 | 884 | 885 | 886 | 887 | 888 | 889 | 890 | 891 | 892 | 893 | 894 | 895 | 896 | 897 | 898 | 899 | 900 | 901 | 902 | 903 | 904 | 905 | 906 | 907 | 908 | 909 | 910 | 911 | 912 | 913 | 914 | 915 | 916 | 917 | 918 | 919 | 920 | 921 | 922 | 923 | 924 | 925 | 926 | 927 | 928 | 929 | 930 | 931 | 932 | 933 | 934 | 935 | 936 | 937 | 938 | 939 | 940 | 941 | 942 | 943 | 944 | 945 | 946 | 947 | 948 | 949 | 950 | 951 | 952 | 953 | 954 | 955 | 956 | 957 | 958 | 959 | 960 | 961 | 962 | 963 | 964 | 965 | 966 | 967 | 968 | 969 | 970 | 971 | 972 | 973 | 974 | 975 | 976 | 977 | 978 | 979 | 980 | 981 | 982 | 983 | 984 | 985 | 986 | 987 | 988 | 989 | 990 | 991 | 992 | 993 | 994 | 995 | 996 | 997 | 998 | 999 | 1000 |                                     |  |            |            |  |                       |                       |          |
|----|----------------------------------|----------|---------------|----------|----------|----|----|----|----|----|----|----|----|----|----|----|----|----|----|----|----|----|----|----|----|----|----|----|----|----|----|----|----|----|----|----|----|----|----|----|----|----|----|----|----|----|----|----|----|----|----|----|----|----|----|----|----|----|----|----|----|----|----|----|----|----|----|----|----|----|----|----|----|----|----|----|----|----|----|----|----|----|----|----|----|----|-----|-----|-----|-----|-----|-----|-----|-----|-----|-----|-----|-----|-----|-----|-----|-----|-----|-----|-----|-----|-----|-----|-----|-----|-----|-----|-----|-----|-----|-----|-----|-----|-----|-----|-----|-----|-----|-----|-----|-----|-----|-----|-----|-----|-----|-----|-----|-----|-----|-----|-----|-----|-----|-----|-----|-----|-----|-----|-----|-----|-----|-----|-----|-----|-----|-----|-----|-----|-----|-----|-----|-----|-----|-----|-----|-----|-----|-----|-----|-----|-----|-----|-----|-----|-----|-----|-----|-----|-----|-----|-----|-----|-----|-----|-----|-----|-----|-----|-----|-----|-----|-----|-----|-----|-----|-----|-----|-----|-----|-----|-----|-----|-----|-----|-----|-----|-----|-----|-----|-----|-----|-----|-----|-----|-----|-----|-----|-----|-----|-----|-----|-----|-----|-----|-----|-----|-----|-----|-----|-----|-----|-----|-----|-----|-----|-----|-----|-----|-----|-----|-----|-----|-----|-----|-----|-----|-----|-----|-----|-----|-----|-----|-----|-----|-----|-----|-----|-----|-----|-----|-----|-----|-----|-----|-----|-----|-----|-----|-----|-----|-----|-----|-----|-----|-----|-----|-----|-----|-----|-----|-----|-----|-----|-----|-----|-----|-----|-----|-----|-----|-----|-----|-----|-----|-----|-----|-----|-----|-----|-----|-----|-----|-----|-----|-----|-----|-----|-----|-----|-----|-----|-----|-----|-----|-----|-----|-----|-----|-----|-----|-----|-----|-----|-----|-----|-----|-----|-----|-----|-----|-----|-----|-----|-----|-----|-----|-----|-----|-----|-----|-----|-----|-----|-----|-----|-----|-----|-----|-----|-----|-----|-----|-----|-----|-----|-----|-----|-----|-----|-----|-----|-----|-----|-----|-----|-----|-----|-----|-----|-----|-----|-----|-----|-----|-----|-----|-----|-----|-----|-----|-----|-----|-----|-----|-----|-----|-----|-----|-----|-----|-----|-----|-----|-----|-----|-----|-----|-----|-----|-----|-----|-----|-----|-----|-----|-----|-----|-----|-----|-----|-----|-----|-----|-----|-----|-----|-----|-----|-----|-----|-----|-----|-----|-----|-----|-----|-----|-----|-----|-----|-----|-----|-----|-----|-----|-----|-----|-----|-----|-----|-----|-----|-----|-----|-----|-----|-----|-----|-----|-----|-----|-----|-----|-----|-----|-----|-----|-----|-----|-----|-----|-----|-----|-----|-----|-----|-----|-----|-----|-----|-----|-----|-----|-----|-----|-----|-----|-----|-----|-----|-----|-----|-----|-----|-----|-----|-----|-----|-----|-----|-----|-----|-----|-----|-----|-----|-----|-----|-----|-----|-----|-----|-----|-----|-----|-----|-----|-----|-----|-----|-----|-----|-----|-----|-----|-----|-----|-----|-----|-----|-----|-----|-----|-----|-----|-----|-----|-----|-----|-----|-----|-----|-----|-----|-----|-----|-----|-----|-----|-----|-----|-----|-----|-----|-----|-----|-----|-----|-----|-----|-----|-----|-----|-----|-----|-----|-----|-----|-----|-----|-----|-----|-----|-----|-----|-----|-----|-----|-----|-----|-----|-----|-----|-----|-----|-----|-----|-----|-----|-----|-----|-----|-----|-----|-----|-----|-----|-----|-----|-----|-----|-----|-----|-----|-----|-----|-----|-----|-----|-----|-----|-----|-----|-----|-----|-----|-----|-----|-----|-----|-----|-----|-----|-----|-----|-----|-----|-----|-----|-----|-----|-----|-----|-----|-----|-----|-----|-----|-----|-----|-----|-----|-----|-----|-----|-----|-----|-----|-----|-----|-----|-----|-----|-----|-----|-----|-----|-----|-----|-----|-----|-----|-----|-----|-----|-----|-----|-----|-----|-----|-----|-----|-----|-----|-----|-----|-----|-----|-----|-----|-----|-----|-----|-----|-----|-----|-----|-----|-----|-----|-----|-----|-----|-----|-----|-----|-----|-----|-----|-----|-----|-----|-----|-----|-----|-----|-----|-----|-----|-----|-----|-----|-----|-----|-----|-----|-----|-----|-----|-----|-----|-----|-----|-----|-----|-----|-----|-----|-----|-----|-----|-----|-----|-----|-----|-----|-----|-----|-----|-----|-----|-----|-----|-----|-----|-----|-----|-----|-----|-----|-----|-----|-----|-----|-----|-----|-----|-----|-----|-----|-----|-----|-----|-----|-----|-----|-----|-----|-----|-----|-----|-----|-----|-----|-----|-----|-----|-----|-----|-----|-----|-----|-----|-----|-----|-----|-----|-----|-----|-----|-----|-----|-----|-----|-----|-----|-----|-----|-----|-----|-----|-----|-----|-----|-----|-----|-----|-----|-----|-----|-----|-----|-----|-----|-----|-----|-----|-----|-----|-----|-----|-----|-----|-----|-----|-----|-----|-----|-----|-----|-----|-----|-----|-----|-----|-----|-----|-----|-----|-----|-----|-----|-----|-----|-----|-----|-----|-----|-----|-----|-----|-----|-----|-----|-----|-----|-----|-----|-----|-----|-----|-----|-----|-----|-----|-----|-----|-----|-----|-----|-----|-----|-----|-----|-----|-----|-----|-----|-----|-----|-----|-----|-----|-----|-----|-----|-----|-----|-----|-----|-----|-----|-----|-----|-----|-----|-----|-----|-----|-----|-----|-----|-----|-----|-----|-----|-----|-----|-----|-----|-----|-----|-----|-----|-----|-----|-----|-----|-----|-----|-----|-----|-----|-----|-----|-----|-----|-----|-----|-----|-----|-----|-----|-----|-----|-----|-----|-----|-----|-----|-----|-----|-----|-----|-----|-----|-----|-----|-----|-----|-----|-----|-----|-----|-----|-----|-----|-----|-----|-----|-----|-----|-----|-----|-----|-----|-----|-----|-----|-----|-----|-----|-----|-----|-----|-----|-----|-----|-----|-----|-----|-----|-----|-----|-----|-----|-----|-----|-----|-----|-----|-----|-----|-----|-----|-----|-----|-----|-----|-----|------|-------------------------------------|--|------------|------------|--|-----------------------|-----------------------|----------|
|    | Authorized.                      |          | Unauthorized. |          |          |    |    |    |    |    |    |    |    |    |    |    |    |    |    |    |    |    |    |    |    |    |    |    |    |    |    |    |    |    |    |    |    |    |    |    |    |    |    |    |    |    |    |    |    |    |    |    |    |    |    |    |    |    |    |    |    |    |    |    |    |    |    |    |    |    |    |    |    |    |    |    |    |    |    |    |    |    |    |    |    |    |     |     |     |     |     |     |     |     |     |     |     |     |     |     |     |     |     |     |     |     |     |     |     |     |     |     |     |     |     |     |     |     |     |     |     |     |     |     |     |     |     |     |     |     |     |     |     |     |     |     |     |     |     |     |     |     |     |     |     |     |     |     |     |     |     |     |     |     |     |     |     |     |     |     |     |     |     |     |     |     |     |     |     |     |     |     |     |     |     |     |     |     |     |     |     |     |     |     |     |     |     |     |     |     |     |     |     |     |     |     |     |     |     |     |     |     |     |     |     |     |     |     |     |     |     |     |     |     |     |     |     |     |     |     |     |     |     |     |     |     |     |     |     |     |     |     |     |     |     |     |     |     |     |     |     |     |     |     |     |     |     |     |     |     |     |     |     |     |     |     |     |     |     |     |     |     |     |     |     |     |     |     |     |     |     |     |     |     |     |     |     |     |     |     |     |     |     |     |     |     |     |     |     |     |     |     |     |     |     |     |     |     |     |     |     |     |     |     |     |     |     |     |     |     |     |     |     |     |     |     |     |     |     |     |     |     |     |     |     |     |     |     |     |     |     |     |     |     |     |     |     |     |     |     |     |     |     |     |     |     |     |     |     |     |     |     |     |     |     |     |     |     |     |     |     |     |     |     |     |     |     |     |     |     |     |     |     |     |     |     |     |     |     |     |     |     |     |     |     |     |     |     |     |     |     |     |     |     |     |     |     |     |     |     |     |     |     |     |     |     |     |     |     |     |     |     |     |     |     |     |     |     |     |     |     |     |     |     |     |     |     |     |     |     |     |     |     |     |     |     |     |     |     |     |     |     |     |     |     |     |     |     |     |     |     |     |     |     |     |     |     |     |     |     |     |     |     |     |     |     |     |     |     |     |     |     |     |     |     |     |     |     |     |     |     |     |     |     |     |     |     |     |     |     |     |     |     |     |     |     |     |     |     |     |     |     |     |     |     |     |     |     |     |     |     |     |     |     |     |     |     |     |     |     |     |     |     |     |     |     |     |     |     |     |     |     |     |     |     |     |     |     |     |     |     |     |     |     |     |     |     |     |     |     |     |     |     |     |     |     |     |     |     |     |     |     |     |     |     |     |     |     |     |     |     |     |     |     |     |     |     |     |     |     |     |     |     |     |     |     |     |     |     |     |     |     |     |     |     |     |     |     |     |     |     |     |     |     |     |     |     |     |     |     |     |     |     |     |     |     |     |     |     |     |     |     |     |     |     |     |     |     |     |     |     |     |     |     |     |     |     |     |     |     |     |     |     |     |     |     |     |     |     |     |     |     |     |     |     |     |     |     |     |     |     |     |     |     |     |     |     |     |     |     |     |     |     |     |     |     |     |     |     |     |     |     |     |     |     |     |     |     |     |     |     |     |     |     |     |     |     |     |     |     |     |     |     |     |     |     |     |     |     |     |     |     |     |     |     |     |     |     |     |     |     |     |     |     |     |     |     |     |     |     |     |     |     |     |     |     |     |     |     |     |     |     |     |     |     |     |     |     |     |     |     |     |     |     |     |     |     |     |     |     |     |     |     |     |     |     |     |     |     |     |     |     |     |     |     |     |     |     |     |     |     |     |     |     |     |     |     |     |     |     |     |     |     |     |     |     |     |     |     |     |     |     |     |     |     |     |     |     |     |     |     |     |     |     |     |     |     |     |     |     |     |     |     |     |     |     |     |     |     |     |     |     |     |     |     |     |     |     |     |     |     |     |     |     |     |     |     |     |     |     |     |     |     |     |     |     |     |     |     |     |     |     |     |     |     |     |     |     |     |     |     |     |     |     |     |     |     |     |     |     |     |     |     |     |     |     |     |     |     |     |     |     |     |     |     |     |     |     |     |     |     |     |     |     |     |     |     |     |     |     |     |     |     |     |     |     |     |     |     |     |     |     |     |     |     |     |     |     |     |     |     |     |     |     |     |     |     |     |     |     |     |     |     |     |     |     |     |     |     |     |     |     |     |     |     |     |     |     |     |     |     |     |     |     |     |     |     |     |     |     |     |     |     |     |     |     |     |     |     |     |     |     |     |     |     |     |      | Gross consolidated original demand. | Remitted or Demand cancelled or written off. | Suspended. | Collected. | Overcollections (whether refunded or carried forward). | Balance unauthorised. | Non-chargeband items. | Remarks. |
|    | 1920-21.                         | 1921-22. | Other years.  | 1920-21. | 1921-22. |    |    |    |    |    |    |    |    |    |    |    |    |    |    |    |    |    |    |    |    |    |    |    |    |    |    |    |    |    |    |    |    |    |    |    |    |    |    |    |    |    |    |    |    |    |    |    |    |    |    |    |    |    |    |    |    |    |    |    |    |    |    |    |    |    |    |    |    |    |    |    |    |    |    |    |    |    |    |    |    |    |     |     |     |     |     |     |     |     |     |     |     |     |     |     |     |     |     |     |     |     |     |     |     |     |     |     |     |     |     |     |     |     |     |     |     |     |     |     |     |     |     |     |     |     |     |     |     |     |     |     |     |     |     |     |     |     |     |     |     |     |     |     |     |     |     |     |     |     |     |     |     |     |     |     |     |     |     |     |     |     |     |     |     |     |     |     |     |     |     |     |     |     |     |     |     |     |     |     |     |     |     |     |     |     |     |     |     |     |     |     |     |     |     |     |     |     |     |     |     |     |     |     |     |     |     |     |     |     |     |     |     |     |     |     |     |     |     |     |     |     |     |     |     |     |     |     |     |     |     |     |     |     |     |     |     |     |     |     |     |     |     |     |     |     |     |     |     |     |     |     |     |     |     |     |     |     |     |     |     |     |     |     |     |     |     |     |     |     |     |     |     |     |     |     |     |     |     |     |     |     |     |     |     |     |     |     |     |     |     |     |     |     |     |     |     |     |     |     |     |     |     |     |     |     |     |     |     |     |     |     |     |     |     |     |     |     |     |     |     |     |     |     |     |     |     |     |     |     |     |     |     |     |     |     |     |     |     |     |     |     |     |     |     |     |     |     |     |     |     |     |     |     |     |     |     |     |     |     |     |     |     |     |     |     |     |     |     |     |     |     |     |     |     |     |     |     |     |     |     |     |     |     |     |     |     |     |     |     |     |     |     |     |     |     |     |     |     |     |     |     |     |     |     |     |     |     |     |     |     |     |     |     |     |     |     |     |     |     |     |     |     |     |     |     |     |     |     |     |     |     |     |     |     |     |     |     |     |     |     |     |     |     |     |     |     |     |     |     |     |     |     |     |     |     |     |     |     |     |     |     |     |     |     |     |     |     |     |     |     |     |     |     |     |     |     |     |     |     |     |     |     |     |     |     |     |     |     |     |     |     |     |     |     |     |     |     |     |     |     |     |     |     |     |     |     |     |     |     |     |     |     |     |     |     |     |     |     |     |     |     |     |     |     |     |     |     |     |     |     |     |     |     |     |     |     |     |     |     |     |     |     |     |     |     |     |     |     |     |     |     |     |     |     |     |     |     |     |     |     |     |     |     |     |     |     |     |     |     |     |     |     |     |     |     |     |     |     |     |     |     |     |     |     |     |     |     |     |     |     |     |     |     |     |     |     |     |     |     |     |     |     |     |     |     |     |     |     |     |     |     |     |     |     |     |     |     |     |     |     |     |     |     |     |     |     |     |     |     |     |     |     |     |     |     |     |     |     |     |     |     |     |     |     |     |     |     |     |     |     |     |     |     |     |     |     |     |     |     |     |     |     |     |     |     |     |     |     |     |     |     |     |     |     |     |     |     |     |     |     |     |     |     |     |     |     |     |     |     |     |     |     |     |     |     |     |     |     |     |     |     |     |     |     |     |     |     |     |     |     |     |     |     |     |     |     |     |     |     |     |     |     |     |     |     |     |     |     |     |     |     |     |     |     |     |     |     |     |     |     |     |     |     |     |     |     |     |     |     |     |     |     |     |     |     |     |     |     |     |     |     |     |     |     |     |     |     |     |     |     |     |     |     |     |     |     |     |     |     |     |     |     |     |     |     |     |     |     |     |     |     |     |     |     |     |     |     |     |     |     |     |     |     |     |     |     |     |     |     |     |     |     |     |     |     |     |     |     |     |     |     |     |     |     |     |     |     |     |     |     |     |     |     |     |     |     |     |     |     |     |     |     |     |     |     |     |     |     |     |     |     |     |     |     |     |     |     |     |     |     |     |     |     |     |     |     |     |     |     |     |     |     |     |     |     |     |     |     |     |     |     |     |     |     |     |     |     |     |     |     |     |     |     |     |     |     |     |     |     |     |     |     |     |     |     |     |     |     |     |     |     |     |     |     |     |     |     |     |     |     |     |     |     |     |     |     |     |     |     |     |     |     |     |     |     |     |     |     |     |     |     |     |     |     |     |     |     |     |     |     |     |     |     |     |     |     |     |     |     |     |     |     |     |     |     |     |     |     |     |     |     |     |     |     |     |     |     |     |     |     |     |      |                                     |  |            |            |  |                       |                       |          |
| 15 | 16                               | 17       | 18            | 19       | 20       | 21 | 22 | 23 | 24 | 25 | 26 | 27 | 28 | 29 | 30 | 31 | 32 | 33 | 34 | 35 | 36 | 37 | 38 | 39 | 40 | 41 | 42 | 43 | 44 | 45 | 46 | 47 | 48 | 49 | 50 | 51 | 52 | 53 | 54 | 55 | 56 | 57 | 58 |    |    |    |    |    |    |    |    |    |    |    |    |    |    |    |    |    |    |    |    |    |    |    |    |    |    |    |    |    |    |    |    |    |    |    |    |    |    |    |    |    |    |    |     |     |     |     |     |     |     |     |     |     |     |     |     |     |     |     |     |     |     |     |     |     |     |     |     |     |     |     |     |     |     |     |     |     |     |     |     |     |     |     |     |     |     |     |     |     |     |     |     |     |     |     |     |     |     |     |     |     |     |     |     |     |     |     |     |     |     |     |     |     |     |     |     |     |     |     |     |     |     |     |     |     |     |     |     |     |     |     |     |     |     |     |     |     |     |     |     |     |     |     |     |     |     |     |     |     |     |     |     |     |     |     |     |     |     |     |     |     |     |     |     |     |     |     |     |     |     |     |     |     |     |     |     |     |     |     |     |     |     |     |     |     |     |     |     |     |     |     |     |     |     |     |     |     |     |     |     |     |     |     |     |     |     |     |     |     |     |     |     |     |     |     |     |     |     |     |     |     |     |     |     |     |     |     |     |     |     |     |     |     |     |     |     |     |     |     |     |     |     |     |     |     |     |     |     |     |     |     |     |     |     |     |     |     |     |     |     |     |     |     |     |     |     |     |     |     |     |     |     |     |     |     |     |     |     |     |     |     |     |     |     |     |     |     |     |     |     |     |     |     |     |     |     |     |     |     |     |     |     |     |     |     |     |     |     |     |     |     |     |     |     |     |     |     |     |     |     |     |     |     |     |     |     |     |     |     |     |     |     |     |     |     |     |     |     |     |     |     |     |     |     |     |     |     |     |     |     |     |     |     |     |     |     |     |     |     |     |     |     |     |     |     |     |     |     |     |     |     |     |     |     |     |     |     |     |     |     |     |     |     |     |     |     |     |     |     |     |     |     |     |     |     |     |     |     |     |     |     |     |     |     |     |     |     |     |     |     |     |     |     |     |     |     |     |     |     |     |     |     |     |     |     |     |     |     |     |     |     |     |     |     |     |     |     |     |     |     |     |     |     |     |     |     |     |     |     |     |     |     |     |     |     |     |     |     |     |     |     |     |     |     |     |     |     |     |     |     |     |     |     |     |     |     |     |     |     |     |     |     |     |     |     |     |     |     |     |     |     |     |     |     |     |     |     |     |     |     |     |     |     |     |     |     |     |     |     |     |     |     |     |     |     |     |     |     |     |     |     |     |     |     |     |     |     |     |     |     |     |     |     |     |     |     |     |     |     |     |     |     |     |     |     |     |     |     |     |     |     |     |     |     |     |     |     |     |     |     |     |     |     |     |     |     |     |     |     |     |     |     |     |     |     |     |     |     |     |     |     |     |     |     |     |     |     |     |     |     |     |     |     |     |     |     |     |     |     |     |     |     |     |     |     |     |     |     |     |     |     |     |     |     |     |     |     |     |     |     |     |     |     |     |     |     |     |     |     |     |     |     |     |     |     |     |     |     |     |     |     |     |     |     |     |     |     |     |     |     |     |     |     |     |     |     |     |     |     |     |     |     |     |     |     |     |     |     |     |     |     |     |     |     |     |     |     |     |     |     |     |     |     |     |     |     |     |     |     |     |     |     |     |     |     |     |     |     |     |     |     |     |     |     |     |     |     |     |     |     |     |     |     |     |     |     |     |     |     |     |     |     |     |     |     |     |     |     |     |     |     |     |     |     |     |     |     |     |     |     |     |     |     |     |     |     |     |     |     |     |     |     |     |     |     |     |     |     |     |     |     |     |     |     |     |     |     |     |     |     |     |     |     |     |     |     |     |     |     |     |     |     |     |     |     |     |     |     |     |     |     |     |     |     |     |     |     |     |     |     |     |     |     |     |     |     |     |     |     |     |     |     |     |     |     |     |     |     |     |     |     |     |     |     |     |     |     |     |     |     |     |     |     |     |     |     |     |     |     |     |     |     |     |     |     |     |     |     |     |     |     |     |     |     |     |     |     |     |     |     |     |     |     |     |     |     |     |     |     |     |     |     |     |     |     |     |     |     |     |     |     |     |     |     |     |     |     |     |     |     |     |     |     |     |     |     |     |     |     |     |     |     |     |     |     |     |     |     |     |     |     |     |     |     |     |     |     |     |     |     |     |     |     |     |     |     |     |     |     |     |     |     |     |     |     |     |     |     |     |     |     |     |     |      |                                     |  |            |            |  |                       |                       |          |

## APPENDIX No. II—TAGAI FORM IX—PRINCIPAL.

Trial balance sheet and Wasul Baki statement for the districts in the Northern Division for 1921-22.

| Serial No. | Name of district.  | Balance on 1st October 1921. | In the year.                |  |                          | Demands overdue. |               | Balance at the end of September 1922. | Voluntary payment for future instalments included in column 6. | Remarks.   |
|------------|--------------------|------------------------------|-----------------------------|--|--------------------------|------------------|---------------|---------------------------------------|--|--|
|            |                    |                              | Debits (including refunds). | Cash credits (including over-collections). | Written off or remitted. | Suspended.       | Unauthorised. |                                       |  |  |
| 1          | 2                  | 3                            | 4                           | 5  | 6                        | 7                | 8             | 9                                     | 10   | 11   |
|            |                    | Rs.                          | Rs.                         | Rs.  | Rs.                      | Rs.              | Rs.           | Rs.                                   | Rs.  |  |
| 1          | Ahmedabad ...      | 23,12,135                    | 41,353                      | 4,94,074                                   | 16                       | 23,843           | 5,064         | 18,59,998                             | 25,477   |  |
| 2          | Kaira ...          | 22,63,606                    | 10,655                      | 6,96,031                                   | 144                      | 2,323            | 1,823         | 15,78,086                             | 21,297   | Those figures include tagai to Babaris and Dhed weavers. |
| 3          | Panch Mahals ...   | 4,86,356                     | 10,743                      | 1,42,704                                   | .....                    | 77               | 19,994        | 3,54,396                              | 905  |  |
| 4          | Broach ...         | 16,23,681                    | 86,325                      | 5,99,304                                   | .....                    | 9,241            | 1,203         | 10,60,702                             | 26,508   |  |
| 5          | Surat ...          | 36,267                       | 1,680                       | 15,485                                     | .....                    | ...              | ...           | 22,302                                | 437  |  |
| 6          | Thana ...          | 85,237                       | 13,921                      | 39,006                                     | .....                    | ...              | 229           | 60,152                                | 2,337  |  |
|            | Total for N. D.... | 68,07,282                    | 1,14,577                    | 19,86,604                                  | 160                      | 39,984           | 28,313        | 49,35,095                             | 76,961   |  |

## TAGAI FORM IX—INTEREST.

| Serial No. | Name of district.  | Balance on 1st October 1921. | In the year.                    |  |                          | Demands overdue. |               | Balance at the end of September 1922. | Remarks.   |
|------------|--------------------|------------------------------|---------------------------------|--|--------------------------|------------------|---------------|---------------------------------------|--|
|            |                    |                              | Debits (not including refunds). | Cash credits (including over-collections). | Written off or remitted. | Suspended.       | Unauthorised. |                                       |  |
| 1          | 2                  | 3                            | 4                               | 5  | 6                        | 7                | 8             | 9                                     | 10   |
|            |                    | Rs.                          | Rs.                             | Rs.  | Rs.                      | Rs.              | Rs.           | Rs.                                   |  |
| 1          | Ahmedabad ...      | 2,03,968                     | 1,63,954                        | 1,78,464                                   | 2                        | 690              | 6,405         | 1,89,466                              |  |
| 2          | Kaira ...          | 2,20,403                     | 1,16,133                        | 2,43,336                                   | 19                       | 65               | 1,093         | 93,171                                |  |
| 3          | Panch Mahals ...   | 34,970                       | 30,333                          | 42,042                                     | ...                      | ...              | 4,576         | 23,275                                |  |
| 4          | Broach ...         | 62,833*                      | 97,454                          | 1,58,202                                   | ...                      | 1,952            | 49            | 1,995                                 | *The difference of Rs. 107 is due to adjustment on account of over collections of interest treated as principal. |
| 5          | Surat ...          | 517                          | 1,942                           | 2,084                                      | ...                      | ...              | ...           | 375                                   |  |
| 6          | Thana ...          | 222                          | 6,200                           | 6,159                                      | ...                      | ...              | 263           | 263                                   |  |
|            | Total for N. D.... | 5,92,921                     | 4,16,011                        | 6,30,377                                   | 20                       | 2,707            | 12,379        | 3,08,635                              |  |

## APPENDIX No. II—TAGAI FORM IX—PRINCIPAL.

*Trial balance sheet and Wasul Baki statement of tagai advances for the districts in the Central Division for the year ending 31st September 1922.*

| Serial No. | Name of district. | Balance on 1st October 1921. | In the year.                |  |                          | Demands overdue. |               | Balance at the end of September 1922. | Voluntary overpayments out of future instalments included in column 5. | Remarks.                                   |
|------------|-------------------|------------------------------|-----------------------------|--|--------------------------|------------------|---------------|---------------------------------------|--|--|
|            |                   |                              | Debits (including refunds). | Cash credits (including over collections). | Written off or remitted. | Suspended.       | Unauthorised. |                                       |  |  |
| 1          | 2                 | 3                            | 4                           | 5  | 6                        | 7                | 8             | 9                                     | 10   | 11   |
|            |                   | Rs.                          | Rs.                         | Rs.  | Rs.                      | Rs.              | Rs.           | Rs.                                   | Rs.  |  |
| 1          | Ahmednagar        | 46,91,031                    | 50,212                      | 3,96,092                                   | 93                       | 22,25,067        | 31,332        | 43,45,058                             | 31,185   |  |
| 2          | East Khandesh     | 5,78,585                     | 12,045                      | 2,63,213                                   | 395                      | 254              | 904           | 3,27,021                              | 9,139  |  |
| 3          | West Khandesh     | 9,55,230                     | 27,113                      | 4,28,605                                   | 632                      | 2,436            | 13,169        | 5,53,696                              | 8,716  |  |
| 4          | Nasik             | 15,47,683                    | 12,608                      | 6,36,192                                   | 248                      | 228              | 5,681         | 12,23,921                             | 4,652  |  |
| 5          | Poona             | 18,96,758                    | 37,593                      | 3,15,111                                   | 26                       | 1,96,466         | 73,145        | 16,18,244                             | 8,518  |  |
| 6          | Satara            | 6,49,416                     | 5,922                       | 1,93,976                                   | -----                    | 34,431           | 121           | 3,61,522                              | 7,019  |  |
| 7          | Sholapur          | 7,43,018                     | 81,107                      | 1,71,496                                   | -----                    | 40,009           | 21,962        | 6,52,629                              | 6,833  |  |
|            | Total for C. D.   | 1,12,61,341                  | 2,26,560*                   | 24,04,515                                  | 1,325                    | 25,01,921        | 1,46,334      | 90,82,091                             | 76,062   | * Including Rs. 100 on account of refunds. |

Note.—Difference of Rs. 12,335 between the figures shown in column 9 of last year's return and those entered in column 3 of this return is due to adjustments in accounts.

## TAGAI FORM IX—INTEREST.

| Serial No. | Name of district. | Balance on 1st October 1921. | In the year.                |  |                          | Demands overdue. |               | Balance at the end of September 1922. | Remarks.<br>Over collections included in column 5. |
|------------|-------------------|------------------------------|-----------------------------|--|--------------------------|------------------|---------------|---------------------------------------|--|
|            |                   |                              | Debits (including refunds). | Cash credits (including over collections). | Written off or remitted. | Suspended.       | Unauthorised. |                                       |  |
| 1          | 2                 | 3                            | 4                           | 5  | 6                        | 7                | 8             | 9                                     | 10   |
|            |                   | Rs.                          | Rs.                         | Rs.  | Rs.                      | Rs.              | Rs.           | Rs.                                   | Rs.  |
| 1          | Ahmednagar        | 1,78,538                     | 2,37,454                    | 1,60,863                                   | 9                        | 2,51,630         | 7,778         | 2,55,190                              | -----  |
| 2          | East Khandesh     | 21,925                       | 22,411                      | 34,447<br>+88                              | 75                       | 14               | 45            | 9,803                                 | 88   |
| 3          | West Khandesh     | 55,795                       | 44,588                      | 93,533                                     | 102                      | 553              | 5,316         | 6,448                                 | -----  |
| 4          | Nasik             | 1,11,499                     | 71,695                      | 1,12,225                                   | 22                       | 33               | 1,687         | 70,347                                | -----  |
| 5          | Poona             | 80,540                       | 1,13,153                    | 1,08,736<br>+70                            | 7                        | 42,469           | 28,216        | 85,020                                | 70   |
| 6          | Satara            | 14,347                       | 34,036                      | 46,945                                     | -----                    | 1,333            | 28            | 1,438                                 | -----  |
| 7          | Sholapur          | 29,694                       | 38,654                      | 43,416<br>+35                              | -----                    | 14,937           | 5,356         | 24,967                                | 35   |
|            | Total for C. D.   | 4,92,239                     | 5,61,991                    | 6,01,065<br>+193                           | 215                      | 3,10,969         | 48,926        | 4,53,143                              | 193  |

Note.—Difference of Rs. 439 between the figures shown in column 9 of the last year's return and those entered in column 3 of this return is due to adjustments in accounts.

## APPENDIX No. II—TAGAI FORM IX—PRINCIPAL.

Statement showing tagai advances, collections and balances for the year ending  
30th September 1922 for the districts in the Southern Division.

| Serial No. | Name of district. | Balance on 1st October 1921. | In the year.                |  |                                 | Demands overdue. |               | Balance at the end of September 1922. | Voluntary over payments included in column 5. | Remarks. |
|------------|-------------------|------------------------------|-----------------------------|--|---------------------------------|------------------|---------------|---------------------------------------|---|----------|
|            |                   |                              | Debits (including refunds). | Cash credits (including over-collections). | Amount written off or remitted. | Suspended.       | Unauthorised. |                                       |   |          |
| 1          | 2                 | 3                            | 4                           | 5  | 6                               | 7                | 8             | 9                                     | 10  | 11       |
|            |                   | Rs.                          | Rs.                         | Rs.  | Rs.                             | Rs.              | Rs.           | Rs.                                   | Rs.   |          |
| 1          | Bolgaum ...       | 7,42,451                     | 50,187                      | 2,22,513                                   | .....                           | 3,196            | 234           | 5,80,125                              | 5,524   |          |
| 2          | Bijapur ...       | 20,06,948                    | 3,902                       | 4,89,852                                   | .....                           | 17,656           | 30,245        | 15,20,908                             | 2,526   |          |
| 3          | Dharwar ...       | 2,27,501                     | 83,003                      | 79,602                                     | .....                           | 10,435           | 275           | 2,31,502                              | 3,075   |          |
| 4          | Kanara ...        | 65,920                       | 10,881                      | 81,855                                     | .....                           | .....            | .....         | 44,445                                | 16  |          |
| 5          | Kolaba ...        | 22,570                       | 5,161                       | 8,250                                      | .....                           | 25               | .....         | 19,531                                | .....   |          |
| 6          | Ratnagiri ...     | 11,022                       | 1,251                       | 4,256                                      | .....                           | .....            | 41            | 8,027                                 | 5   |          |
|            | Total for S. D.   | 30,76,512                    | 1,64,795                    | 6,36,328                                   | .....                           | 31,353           | 30,795        | 24,04,979                             | 12,146  |          |

## TAGAI FORM IX—INTEREST.

| Serial No. | Name of district. | Balance on 1st October 1921. | In the year.                |  |                                 | Demands overdue. |               | Balance at the end of September 1922. | Voluntary overpayments included in column 5. | Remarks. |
|------------|-------------------|------------------------------|-----------------------------|--|---------------------------------|------------------|---------------|---------------------------------------|--|----------|
|            |                   |                              | Debits (including refunds). | Cash credits (including over-collections). | Amount written off or remitted. | Suspended.       | Unauthorised. |                                       |  |          |
| 1          | 2                 | 3                            | 4                           | 5  | 6                               | 7                | 8             | 9                                     | 10   | 11       |
|            |                   | Rs.                          | Rs.                         | Rs.  | Rs.                             | Rs.              | Rs.           | Rs.                                   | Rs.  |          |
| 1          | Bolgaum ...       | 10,367                       | 37,730                      | 43,821                                     | .....                           | .....            | .....         | 4,276                                 | .....  |          |
| 2          | Bijapur ...       | 1,00,540                     | 6,062                       | 89,135                                     | .....                           | 270              | 12,843        | 17,467                                | .....  |          |
| 3          | Dharwar ...       | 2,342                        | 16,776                      | 16,266                                     | .....                           | .....            | 80            | 2,752                                 | .....  |          |
| 4          | Kanara ...        | 717                          | 3,998                       | 4,169                                      | .....                           | .....            | .....         | 546                                   | .....  |          |
| 5          | Kolaba ...        | 7                            | 1,233                       | 1,211                                      | .....                           | 2                | .....         | 29                                    | .....  |          |
| 6          | Ratnagiri ...     | 41                           | 768                         | 793  | .....                           | .....            | 3             | 6                                     | .....  |          |
|            | Total for S. D.   | 1,13,014                     | 66,557                      | 1,55,395                                   | .....                           | 272              | 13,925        | 25,076                                | .....  |          |



## APPENDIX No. II.—TAGAI FORM IX.—PRINCIPAL.

| Serial No. | Name of district.                            | Balance on 1st October 1921. | In the year.                |  |                                 | Demands overdue. |               | Balance at the end of September 1922. | Voluntary over-payments included in column 5. | Remarks. |
|------------|--|------------------------------|-----------------------------|--|---------------------------------|------------------|---------------|---------------------------------------|---|----------|
|            |  |                              | Debits (including refunds). | Cash credits (including over-collections). | Amount written off or remitted. | Suspended.       | Unauthorised. |                                       |   |          |
| 1          | 2  | 3                            | 4                           | 5  | 6                               | 7                | 8             | 9                                     | 10  | 11       |
|            |  | Rs.                          | Rs.                         | Rs.  | Rs.                             | Rs.              | Rs.           | Rs.                                   | Rs.   |          |
|            | Total of Principal for the Presidency proper | 2,11,45,135                  | 5,05,032                    | 52,97,447                                  | 1,555                           | 25,73,258        | 2,05,442      | 1,64,22,155                           | 1,55,169                                      |          |

## TAGAI FORM IX.—INTEREST.

| Serial No. | Name of district.                           | Balance on 1st October 1921. | In the year.                |  |                                 | Demands overdue. |               | Balance at the end of September 1922. | Voluntary over-payments included in column 5. | Remarks. |
|------------|---|------------------------------|-----------------------------|--|---------------------------------|------------------|---------------|---------------------------------------|---|----------|
|            |   |                              | Debits (including refunds). | Cash credits (including over-collections). | Amount written off or remitted. | Suspended.       | Unauthorised. |                                       |   |          |
| 1          | 2   | 3                            | 4                           | 5  | 6                               | 7                | 8             | 9                                     | 10  | 11       |
|            |   | Rs.                          | Rs.                         | Rs.  | Rs.                             | Rs.              | Rs.           | Rs.                                   | Rs.   |          |
|            | Total of Interest for the Presidency proper | 11,92,074                    | 10,44,559                   | 13,55,837<br>+198                          | 235                             | 2,12,948         | 74,531        | 7,85,754                              | 122   |          |

## APPENDIX No. III—DISTRICT FORM I.

Statement showing details of areas in the districts of Northern, Central, Southern and Bombay Suburban Divisions for 1921-22.

| Serial No.                | Name of district.                        | Gross area. | Deduct.                      |                                     |  |   |                           |                            | Remaining occupied assessed land. |             |           |
|---------------------------|--|-------------|------------------------------|-------------------------------------|--|---|---------------------------|----------------------------|-----------------------------------|-------------|-----------|
|                           |  |             | Un-assessed cultivable land. | Land not available for cultivation. |  |   | Cultivable assessed land. |                            | Government.                       |             | Allotted. |
|                           |  |             |                              | Uncultivable.                       | Assigned for special and public uses including forest. | Used for buildings and other N. A. purposes not including plots within village site or city survey. | Un-occupied.              | Free or specially reduced. | Ordinary.                         | Restricted. |           |
| 1                         | 2  | 3           | 4                            | 5                                   | 6  | 7   | 8                         | 9                          | 10                                | 11          | 12        |
| <b>NORTHERN DIVISION.</b> |  |             |                              |                                     |  |   |                           |                            |                                   |             |           |
| 1                         | Ahmedabad ...                            | 2,468,115   | 7,411                        | 870,681                             | 119,197  | 1,058   | 116,350                   | 250,051                    | 1,068,929                         | 96,628      | 403,820   |
| 2                         | Kaira ...                                | 1,027,194   | 1,045                        | 57,846                              | 91,120   | 239   | 13,627                    | 55,276                     | 885,202                           | 81,534      | 341,266   |
| 3                         | Panch Mahals ...                         | 1,027,945   | 35,189                       | 61,791                              | 244,501  | 182   | 41,378                    | 208,523                    | 96,268                            | 164,844     | 175,270   |
| 4                         | Broach ...                               | 938,961     | 3,579                        | 194,673                             | 57,070   | 140   | 23,132                    | 35,840                     | 406,259                           | 30,504      | 187,764   |
| 5                         | Surat ...                                | 1,058,262   | 100,355                      | 55,545                              | 102,717  | 489   | 23,285                    | 2,426                      | 631,490                           | 86,547      | 105,409   |
| 6                         | Thana ...                                | 2,101,592   | 51,475                       | 153,381                             | 996,048  | 3,361   | 8,150                     | 1,433                      | 651,533                           | 8,200       | 112,911   |
|                           | Total for Northern Division ...          | 8,702,069   | 199,055                      | 899,917                             | 1,603,592  | 5,468   | 225,931                   | 553,548                    | 3,469,681                         | 417,347     | 1,323,520 |
|                           | Total for Northern Division for 1920-21. | 8,701,694   | 199,093                      | 899,320                             | 1,603,574  | 5,180   | 225,186                   | 553,719                    | 3,468,267                         | 417,467     | 1,320,170 |
| <b>CENTRAL DIVISION.</b>  |  |             |                              |                                     |  |   |                           |                            |                                   |             |           |
| 1                         | Ahmednagar ...                           | 4,241,905   | 14,099                       | 332,362                             | 653,205  | 350   | 35,994                    | 451                        | 2,557,244                         | 12,124      | 635,966   |
| 2                         | East Khandesh ...                        | 2,008,688   | 9,737                        | 264,046                             | 517,344  | 1,540   | 57,145                    | 577                        | 1,770,888                         | 34,771      | 252,640   |
| 3                         | West Khandesh ...                        | 3,481,212   | 17,773                       | 655,046                             | 1,094,261  | 459   | 147,504                   | 61                         | 1,048,590                         | 371,775     | 145,643   |
| 4                         | Nasik ...                                | 3,769,619   | 16,025                       | 260,423                             | 952,923  | 765   | 60,055                    | 247                        | 1,977,152                         | 101,039     | 401,280   |
| 5                         | Poona ...                                | 3,423,051   | 799                          | 277,483                             | 580,980  | 10,014  | 14,230                    | 404                        | 1,890,597                         | 7,416       | 632,128   |
| 6                         | Satara ...                               | 3,142,700   | 9,525                        | 231,355                             | 544,641  | 951   | 21,863                    | 2,223                      | 1,414,625                         | 5,515       | 912,104   |
| 7                         | Sholapur ...                             | 2,916,116   | 3,424                        | 161,161                             | 219,438  | 1,098   | 13,165                    | 291                        | 2,081,537                         | 55,529      | 379,453   |
|                           | Extra territorial ...                    | 4,963       | ...                          | 3                                   | 4,836  | .....   | 19                        | 56                         | .....                             | ...         | 50        |
|                           | Total for Central Division ...           | 23,888,554  | 71,332                       | 2,181,889                           | 4,667,637  | 15,207  | 350,074                   | 4,809                      | 12,749,643                        | 599,169     | 3,359,294 |
|                           | Total for Central Division for 1920-21.  | 23,887,125  | 71,568                       | 2,182,719                           | 4,669,263  | 11,655  | 349,854                   | 4,703                      | 12,768,439                        | 597,889     | 3,351,010 |
|                           |  |             |                              |                                     |  |   |                           |                            |                                   | 1,66,98,006 |           |
|                           |  |             |                              |                                     |  |   |                           |                            |                                   | 597,889     |           |
|                           |  |             |                              |                                     |  |   |                           |                            |                                   | 1,66,97,361 |           |

APPENDIX No. III--DISTRICT FORM I--continued.

| Serial No. | Name of district.                        | Gross area. | Deduct.                      |                                     |  |   |                           |                            | Remaining occupied assessed land. |             |            |
|------------|--|-------------|------------------------------|-------------------------------------|--|---|---------------------------|----------------------------|-----------------------------------|-------------|------------|
|            |  |             | Un-assessed cultivable land. | Land not available for cultivation. |  |   | Cultivable assessed land. |                            | Government.                       |             |            |
|            |  |             |                              | Uncultivable.                       | Assigned for special and public uses including forest. | Used for buildings and other N. A. purposes not including plots within village site or city survey. | Un-occupied.              | Free or specially reduced. | Ordinary.                         | Restricted. | Alienated. |
| 1          | 2  | 3           | 4                            | 5                                   | 6  | 7   | 8                         | 9                          | 10                                | 11          | 12         |
|            | <b>SOUTHERN DIVISION.</b>                | Acres.      | Acres.                       | Acres.                              | Acres.   | Acres.  | Acres.                    | Acres.                     | Acres.                            | Acres.      | Acres.     |
| 1          | Bolgaum ...                              | 2,836,688   | 28,349                       | 83,760                              | Others... 106,956<br>Forest... 448,141                 | 1,359   | 36,030                    | 249                        | 1,141,052                         | 5,939       | 984,853    |
| 2          | Bijapur ...                              | 3,652,916   | 90,000                       | 122,752                             | Others... 73,482<br>Forest... 176,892                  | 436   | 27,571                    | 100                        | 2,158,064                         | 16,856      | 1,056,804  |
| 3          | Dharwar ...                              | 2,878,892   | 12,417                       | 60,730                              | Others... 163,136<br>Forest... 242,434                 | 675   | 42,916                    | 151                        | 1,588,195                         | 12,176      | 756,752    |
| 4          | Kanara ...                               | 2,525,982   | 942                          | 48,181                              | Others... 21,207<br>Forest... 2,072,362                | 210   | 43,414                    | 2,908                      | 331,549                           | 4,338       | 671        |
| 5          | Kolaba ...                               | 1,387,426   | 10,197                       | 195,714                             | Others... 36,562<br>Forest... 331,153                  | 651   | 2,658                     | 711                        | 723,012                           | 79          | 77,629     |
| 6          | Ratnagiri ...                            | 2,663,579   | 7,379                        | 704,819                             | Others... 17,926<br>Forest... 14,377                   | 1,538   | 4,625                     | 1,591,392                  | 4,343                             | 216,658     |            |
|            | Extra territorial ...                    | 6,212       | ...                          | 63                                  | .....  | .....   | ...                       | ...                        | 3,013                             | ...         | 3,136      |
|            | Total for Southern Division ...          | 15,851,685  | 88,284                       | 1,216,019                           | Others... 419,259<br>Forest... 3,236,319               | 3,553   | 153,727                   | 8,744                      | 7,536,577                         | 43,730      | 3,096,463* |
|            | Total for Southern Division for 1920-21. | 15,851,733  | 96,341                       | 1,216,104                           | Others... 423,720<br>Forest... 3,268,755               | 3,405   | 151,046                   | 7,864                      | 7,538,422                         | 43,896      | 3,097,160† |
|            | <b>BOMBAY SUBURBAN DIVISION.</b>         |             |                              |                                     |  |   |                           |                            |                                   |             |            |
| 1          | Bombay Suburban.                         | 98,073      | 4,754                        | 6,558                               | 20,601<br>Out of which<br>3,984 forest.                | 787   | 561                       | 1,702                      | 26,197                            | 56          | 36,856     |
|            | Total for the previous year ...          | 98,075      | 5,149                        | 6,577                               | 19,514   | 738   | 414                       | 1,717                      | 26,432                            | 55          | 37,479     |
|            | Total for the Presidency proper ...      | 49,540,330  | 363,475                      | 4,303,383                           | 9,896,468  | 25,015  | 730,293                   | 568,303                    | 23,781,998                        | 1,050,302   | 7,821,143  |
|            | Total for 1920-21 ...                    | 49,538,927  | 372,151                      | 4,304,629                           | 9,889,898  | 20,076  | 726,500                   | 568,003                    | 23,791,560                        | 1,049,300   | 7,815,678  |

\* Total of columns 10, 11 and 12--10,676,770.  
† Do. do. 10,079,498.

## APPENDIX No. IV—DISTRICT FORM No. V.

Quinquennial statement of holdings in Government rayatwari area in the Northern Division for the year 1921-22.

| Details of holdings.   | Agriculturists.    |            |         | Non-agriculturists. |            |         |
|--|--------------------|------------|---------|---------------------|------------|---------|
|  | Number of persons. | Area held. |         | Number of persons.  | Area held. |         |
|  |                    | Khalsa.    | Inam.   |                     | Khalsa.    | Inam.   |
| <i>Ahmedabad district.</i>   |                    |            |         |                     |            |         |
|  |                    | Acres.     | Acres.  |                     | Acres.     | Acres.  |
| 1. Up to 5 acres ...   | 30,125             | 48,857     | 23,511  | 10,181              | 18,044     | 12,975  |
| 2. Over 5 and up to 15 acres...  | 17,937             | 134,914    | 35,488  | 5,203               | 26,224     | 20,225  |
| 3. " 15 " " 25 " ...   | 4,401              | 62,274     | 19,258  | 1,367               | 16,139     | 9,536   |
| 4. " 25 " " 100 " ...  | 3,399              | 105,200    | 28,885  | 1,265               | 38,207     | 20,558  |
| 5. " 100 " " 500 " ...   | 226                | 24,193     | 10,971  | 213                 | 21,091     | 21,660  |
| 6. Over 500 acres ...  | 10                 | 6,907      | 1,623   | 50                  | 13,365     | 59,524  |
| Total of holdings within the district.   |                    |            |         |                     |            |         |
| Agriculturists ...   | 56,098             | 382,345    | 119,736 | 18,229              | 128,070    | 144,479 |
| Non-agriculturists ...   | 18,229             | 128,070    | 144,478 |                     |            |         |
| Total ...  | 74,327             | 510,415    | 264,214 |                     |            |         |
| Add area within the district of plural holdings extending beyond the district. |                    | 227        | 2,639   |                     |            |         |
| Gross total for district ...   |                    | 510,642    | 266,853 |                     |            |         |
| <i>Kaira district.</i>   |                    |            |         |                     |            |         |
| 1. Up to 5 acres ...   | 103,173            | 103,255    | 77,896  | 18,526              | 11,441     | 26,816  |
| 2. Over 5 and up to 15 acres...  | 24,247             | 183,794    | 63,831  | 5,067               | 14,132     | 28,759  |
| 3. " 15 " " 25 " ...   | 3,820              | 47,691     | 20,763  | 944                 | 6,387      | 11,983  |
| 4. " 25 " " 100 " ...  | 1,859              | 48,513     | 23,466  | 967                 | 16,611     | 26,492  |
| 5. " 100 " " 500 " ...   | 130                | 17,810     | 6,048   | 135                 | 12,047     | 12,110  |
| 6. Over 500 acres ...  | 20                 | 19,647     | 5,333   | 26                  | 33,489     | 10,426  |
| Total of holdings within the district.   |                    |            |         |                     |            |         |
| Agriculturists ...   | 133,249            | 370,710    | 197,337 | 25,665              | 94,057     | 116,586 |
| Non-agriculturists ...   | 25,665             | 94,057     | 116,586 |                     |            |         |
| Total ...  | 158,914            | 464,767    | 314,423 |                     |            |         |
| Add area within the district of plural holdings extending beyond the district. |                    | 941        | 1,653   |                     |            |         |
| Gross total for district ...   |                    | 465,708    | 316,076 |                     |            |         |
| <i>The Panch Mahals district.</i>  |                    |            |         |                     |            |         |
| 1. Up to 5 acres ...   | 16,707             | 35,244     | 6,762   | 2,602               | 3,379      | 3,192   |
| 2. Over 5 and up to 15 acres...  | 13,495             | 107,683    | 11,190  | 1,178               | 7,239      | 5,458   |
| 3. " 15 " " 25 " ...   | 2,944              | 47,186     | 7,331   | 325                 | 4,031      | 1,890   |
| 4. " 25 " " 100 " ...  | 1,091              | 26,984     | 10,348  | 410                 | 12,356     | 4,176   |
| 5. " 100 " " 500 " ...   | 22                 | 1,804      | 2,863   | 69                  | 9,602      | 3,668   |
| 6. Over 500 acres ...  | 1                  | 644        | ...     | 9                   | 4,141      | 5,058   |
| Total of holdings within the district.   |                    |            |         |                     |            |         |
| Agriculturists ...   | 34,260             | 219,550    | 38,494  | 4,593               | 41,248     | 23,442  |
| Non-agriculturists ...   | 4,593              | 41,248     | 23,442  |                     |            |         |
| Total ...  | 38,853             | 260,798    | 61,936  |                     |            |         |
| Add area within the district of plural holdings extending beyond the district. |                    | 347        | 249     |                     |            |         |
| Gross total for district ...   |                    | 261,145    | 62,185  |                     |            |         |

## APPENDIX No. IV—DISTRICT FORM No. V.—continued.

| Details of holdings.   | Agriculturists.    |            |         | Non-agriculturists. |            |        |
|--|--------------------|------------|---------|---------------------|------------|--------|
|  | Number of persons. | Area held. |         | Number of persons.  | Area held. |        |
|  |                    | Khalsa.    | Inam.   |                     | Khalsa.    | Inam.  |
| <i>Broach district.</i>  |                    |            |         |                     |            |        |
|  |                    | Acres.     | Acres.  |                     | Acres.     | Acres. |
| 1. Up to 5 acres ...   | 22,257             | 27,627     | 22,498  | 2,881               | 3,301      | 5,128  |
| 2. Over 5 and up to 15 acres...  | 12,776             | 79,068     | 29,192  | 1,904               | 10,964     | 9,489  |
| 3. " 15 " " 25 " ...   | 4,221              | 64,013     | 13,302  | 534                 | 5,713      | 4,695  |
| 4. " 25 " " 100 " ...  | 4,672              | 155,998    | 92,237  | 758                 | 21,721     | 13,296 |
| 5. " 100 " " 500 " ...   | 394                | 44,088     | 15,083  | 178                 | 21,260     | 10,938 |
| 6. Over 500 acres ...  | 2                  | 1,193      | 52      | 15                  | 29,208     | 12,653 |
| Total of holdings within the district.   |                    |            |         |                     |            |        |
| Agriculturists ...   | 44,322             | 371,987    | 112,364 | 6,270               | 92,167     | 56,194 |
| Non-agriculturists ...   | 6,270              | 92,167     | 56,194  |                     |            |        |
| Total ...  | 50,592             | 464,154    | 168,558 |                     |            |        |
| Add area within the district of plural holdings extending beyond the district. |                    | 2,018      | 877     |                     |            |        |
| Gross total for district ...   |                    | 466,172    | 169,435 |                     |            |        |
| <i>Surat district.</i>   |                    |            |         |                     |            |        |
|  |                    |            |         |                     |            |        |
| 1. Up to 5 acres ...   | 57,302             | 88,634     | 10,486  | 8,132               | 21,106     | 5,526  |
| 2. Over 5 and up to 15 acres...  | 14,555             | 119,687    | 9,699   | 3,466               | 27,488     | 7,053  |
| 3. " 15 " " 25 " ...   | 4,194              | 71,577     | 4,873   | 1,095               | 14,251     | 3,398  |
| 4. " 25 " " 100 " ...  | 3,107              | 144,382    | 12,987  | 1,004               | 106,980    | 8,221  |
| 5. " 100 " " 500 " ...   | 224                | 26,701     | 1,267   | 178                 | 36,694     | 1,884  |
| 6. Over 500 acres ...  | 5                  | 3,190      | 176     | 6                   | 4,366      | 333    |
| Total of holdings within the district.   |                    |            |         |                     |            |        |
| Agriculturists ...   | 79,987             | 454,171    | 39,488  | 13,881              | 210,885    | 26,415 |
| Non-agriculturists ...   | 13,881             | 210,885    | 26,415  |                     |            |        |
| Total ...  | 93,268             | 665,056    | 65,903  |                     |            |        |
| Add area within the district of plural holdings extending beyond the district. |                    | 3,217      | 1,549   |                     |            |        |
| Gross total for district ...   |                    | 668,273    | 67,452  |                     |            |        |
| <i>Thana district.</i>   |                    |            |         |                     |            |        |
|  |                    |            |         |                     |            |        |
| 1. Up to 5 acres ...   | 54,514             | 93,426     | 7,330   | 7,061               | 11,940     | 702    |
| 2. Over 5 and up to 15 acres ...   | 13,643             | 107,550    | 8,607   | 2,014               | 18,475     | 326    |
| 3. " 15 " " 25 " ...   | 3,834              | 68,728     | 5,821   | 756                 | 14,354     | 256    |
| 4. " 25 " " 100 " ...  | 3,970              | 158,847    | 12,897  | 1,067               | 55,072     | 1,237  |
| 5. " 100 " " 500 " ...   | 664                | 118,951    | 5,703   | 314                 | 73,381     | 1,562  |
| 6. Over 500 acres ...  | 66                 | 71,219     | 831     | 50                  | 56,848     | 1,558  |
| Total of holdings within the district.   |                    |            |         |                     |            |        |
| Agriculturists ...   | 76,691             | 618,721    | 41,189  | 11,262              | 230,070    | 5,641  |
| Non-agriculturists ...   | 11,262             | 230,070    | 5,641   |                     |            |        |
| Total ...  | 87,953             | 848,791    | 46,830  |                     |            |        |
| Add area within the district of plural holdings extending beyond the district. |                    | 9,565      | 189     |                     |            |        |
| Gross total for district ...   |                    | 858,356    | 47,019  |                     |            |        |

## APPENDIX No. IV—DISTRICT FORM No. V.—concluded.

| Details of holdings.   | Agriculturists.        |            |           | Non-agriculturists. |            |         |         |
|--|------------------------|------------|-----------|---------------------|------------|---------|---------|
|  | Number of persons.     | Area held. |           | Number of persons.  | Area held. |         |         |
|  |                        | Khalsa.    | Inam.     |                     | Khalsa.    | Inam.   |         |
|  |                        | Acres.     | Acres.    |                     | Acres.     | Acres.  |         |
| 1. Up to 5 acres ...   | 284,078                | 897,048    | 148,488   | 49,333              | 64,711     | 54,334  |         |
| 2. Over 5 and up to 15 acres ...   | 96,653                 | 682,701    | 158,007   | 18,832              | 104,522    | 71,310  |         |
| 3. " 15 " " 25 " ...   | 23,414                 | 361,469    | 71,348    | 5,021               | 60,825     | 31,758  |         |
| 4. " 25 " " 100 " ...  | 18,098                 | 630,924    | 120,820   | 5,471               | 250,947    | 73,980  |         |
| 5. " 100 " " 500 " ...   | 1,660                  | 238,547    | 41,935    | 1,087               | 174,075    | 51,822  |         |
| 6. Over 500 acres ...  | 104                    | 102,800    | 8,515     | 166                 | 141,417    | 89,552  |         |
| Total of holdings within the districts of the Northern Division.         | Agriculturists ...     | 424,007    | 2,417,484 | 549,108             | 79,900     | 796,497 | 372,756 |
|  | Non-agriculturists ... | 79,900     | 796,497   | 372,756             |            |         |         |
| Total ...  | 503,907                | 3,213,981  | 921,864   |                     |            |         |         |
| ded area of plural holdings within individual districts of the Division. |                        | 16,315     | 7,156     |                     |            |         |         |
| Gross total for the division ...   |                        | 3,230,296  | 929,020   |                     |            |         |         |

## APPENDIX No. IV—DISTRICT FORM No. V.

Quinquennial statement of holdings in surveyed Government rayatwari area  
in the districts of the Central Division for the year 1921-22.

| Details of holdings.                                       | Agriculturists.    |            |         | Non-agriculturists. |            |        |
|--|--------------------|------------|---------|---------------------|------------|--------|
|  | Number of persons. | Area held. |         | Number of persons.  | Area held. |        |
|  |                    | Khalsa.    | Inam.   |                     | Khalsa.    | Inam.  |
| <i>Ahmednagar.</i>   |                    |            |         |                     |            |        |
| 1. Up to 5 acres   | 36,115             | 77,865     | 12,197  | 4,562               | 12,495     | 8,781  |
| 2. Over 5 and up to 15 acres                               | 49,904             | 899,860    | 30,063  | 4,952               | 42,006     | 9,328  |
| 3. " 15 " " 25 "   | 24,257             | 426,659    | 20,879  | 2,735               | 48,226     | 9,414  |
| 4. " 25 " " 100 "  | 26,035             | 1,035,245  | 48,927  | 3,052               | 113,511    | 18,952 |
| 5. " 100 " " 500 "   | 2,005              | 262,106    | 18,547  | 528                 | 86,247     | 8,959  |
| 6. " 500 acres   | 87                 | 17,904     | 1,173   | 83                  | 25,498     | 865    |
| Total of holdings within the district. {<br>Agriculturists | 131,358            | 2,219,139  | 131,786 | 15,932              | 327,983    | 51,319 |
| { Non-agriculturists                                       | 15,932             | 327,983    | 51,319  |                     |            |        |
| Total  | 147,285            | 2,547,122  | 183,105 |                     |            |        |
| <i>East Khandesh.</i>                                      |                    |            |         |                     |            |        |
| 1. Up to 5 acres   | 87,948             | 80,966     | 30,348  | 1,032               | 4,235      | 569    |
| 2. Over 5 and up to 15 acres                               | 42,879             | 871,547    | 44,954  | 1,824               | 18,227     | 2,160  |
| 3. " 15 " " 25 "   | 19,076             | 329,544    | 20,182  | 837                 | 19,099     | 797    |
| 4. " 25 " " 100 "  | 15,656             | 587,202    | 27,198  | 1,527               | 56,035     | 3,078  |
| 5. " 100 " " 500 "   | 1,489              | 168,469    | 8,157   | 511                 | 87,565     | 2,094  |
| 6. " 500 acres   | 25                 | 14,661     | 1,594   | 40                  | 42,571     | 2,464  |
| Total of holdings within the district. {<br>Agriculturists | 116,473            | 1,542,369  | 132,433 | 5,771               | 227,732    | 11,162 |
| { Non-agriculturists                                       | 5,771              | 227,732    | 11,162  |                     |            |        |
| Total  | 122,244            | 1,770,121  | 143,595 |                     |            |        |
| <i>West Khandesh.</i>                                      |                    |            |         |                     |            |        |
| 1. Up to 5 acres   | 6,446              | 14,921     | 4,274   | 626                 | 1,374      | 302    |
| 2. Over 5 and up to 15 acres                               | 19,130             | 180,562    | 17,367  | 1,067               | 9,896      | 1,320  |
| 3. " 15 " " 25 "   | 12,018             | 210,280    | 16,929  | 615                 | 10,577     | 1,444  |
| 4. " 25 " " 100 "  | 15,020             | 642,079    | 18,687  | 819                 | 35,576     | 3,265  |
| 5. " 100 " " 500 "   | 1,117              | 168,865    | 3,271   | 304                 | 69,364     | 2,428  |
| 6. " 500 acres   | 19                 | 9,028      | 6,845   | 59                  | 45,955     | 12,843 |
| Total of holdings within the district. {<br>Agriculturists | 63,750             | 1,225,735  | 66,873  | 3,490               | 172,242    | 21,602 |
| { Non-agriculturists                                       | 3,490              | 172,242    | 21,602  |                     |            |        |
| Total  | 67,240             | 1,397,977  | 88,475  |                     |            |        |
| <i>Nasik.</i>  |                    |            |         |                     |            |        |
| 1. Up to 5 acres   | 35,297             | 76,147     | 23,948  | 5,660               | 18,110     | 5,128  |
| 2. Over 5 and up to 15 acres                               | 36,062             | 931,718    | 37,914  | 4,708               | 50,068     | 11,425 |
| 3. " 15 " " 25 "   | 18,141             | 362,126    | 19,518  | 2,189               | 47,611     | 8,284  |
| 4. " 25 " " 100 "  | 19,137             | 773,871    | 28,957  | 2,078               | 82,957     | 10,393 |
| 5. " 100 " " 500 "   | 1,462              | 188,631    | 9,054   | 546                 | 77,843     | 4,001  |
| 6. " 500 acres   | 25                 | 16,791     | 253     | 45                  | 27,245     | 841    |
| Total of holdings within the district. {<br>Agriculturists | 110,124            | 1,749,284  | 119,644 | 15,226              | 303,834    | 40,072 |
| { Non-agriculturists                                       | 15,226             | 303,834    | 40,072  |                     |            |        |
| Total  | 125,350            | 2,053,118  | 159,716 |                     |            |        |

## APPENDIX No. IV—DISTRICT FORM No. V—continued.

| Details of holdings.  |                           | Agriculturists.    |            |           | Non-agriculturists. |            |         |
|---|---------------------------|--------------------|------------|-----------|---------------------|------------|---------|
|   |                           | Number of persons. | Area held. |           | Number of persons.  | Area held. |         |
|   |                           |                    | Khalsa.    | Inam.     |                     | Khalsa.    | Inam.   |
| <i>Poona.</i>   |                           |                    | Acres.     | Acres.    |                     | Acres.     | Acres.  |
| 1.  | Up to 5 acres             | 65,588             | 140,648    | 26,299    | 11,214              | 21,943     | 7,891   |
| 2.  | Over 5 and up to 15 acres | 41,762             | 857,367    | 34,387    | 6,128               | 47,786     | 12,243  |
| 3.  | " 15 " " 25 "             | 16,487             | 322,239    | 21,349    | 2,544               | 43,389     | 9,575   |
| 4.  | " 25 " " 100 "            | 15,878             | 606,433    | 35,937    | 2,597               | 98,758     | 19,648  |
| 5.  | " 100 " " 500 "           | 935                | 180,712    | 11,023    | 395                 | 54,867     | 8,907   |
| 6.  | " 500 acres               | 8                  | 4,715      | 2,365     | 12                  | 8,036      | 1,613   |
| Total of holdings within the district.                          |                           |                    |            |           |                     |            |         |
| Agriculturists  |                           | 140,658            | 1,612,109  | 181,360   | 22,890              | 274,779    | 59,877  |
| Non-agriculturists  |                           | 22,890             | 274,779    | 59,877    |                     |            |         |
| Total   |                           | 163,548            | 1,886,888  | 241,237   |                     |            |         |
| <i>Satara.</i>  |                           |                    |            |           |                     |            |         |
| 1.  | Up to 5 acres             | 122,588            | 221,522    | 67,264    | 4,974               | 8,214      | 4,527   |
| 2.  | Over 5 and up to 15 acres | 53,363             | 378,788    | 67,088    | 2,062               | 9,459      | 7,355   |
| 3.  | " 15 " " 25 "             | 18,766             | 277,806    | 49,934    | 694                 | 8,304      | 5,479   |
| 4.  | " 25 " " 100 "            | 12,193             | 392,875    | 80,594    | 703                 | 14,886     | 10,037  |
| 5.  | " 100 " " 500 "           | 780                | 63,854     | 34,735    | 197                 | 11,156     | 3,336   |
| 6.  | " 500 acres               | 24                 | 10,646     | 21,396    | 12                  | 1,899      | 6,313   |
| Total of holdings within the district.                          |                           |                    |            |           |                     |            |         |
| Agriculturists  |                           | 207,664            | 1,345,491  | 321,061   | 8,642               | 53,858     | 42,047  |
| Non-agriculturists  |                           | 8,642              | 53,858     | 42,047    |                     |            |         |
| Total   |                           | 216,306            | 1,399,349  | 363,108   |                     |            |         |
| <i>Sholapur.</i>  |                           |                    |            |           |                     |            |         |
| 1.  | Up to 5 acres             | 19,219             | 44,810     | 7,793     | 744                 | 1,803      | 309     |
| 2.  | Over 5 and up to 15 acres | 29,096             | 276,134    | 20,983    | 1,079               | 9,589      | 1,366   |
| 3.  | " 15 " " 25 "             | 19,685             | 857,980    | 22,934    | 823                 | 14,678     | 2,062   |
| 4.  | " 25 " " 100 "            | 24,295             | 946,203    | 73,578    | 1,556               | 70,268     | 12,727  |
| 5.  | " 100 " " 500 "           | 2,403              | 311,633    | 35,778    | 234                 | 41,326     | 5,162   |
| 6.  | Over 500 acres            | 59                 | 31,253     | 20,825    | 21                  | 12,997     | 3,532   |
| Total of holdings within the district.                          |                           |                    |            |           |                     |            |         |
| Agriculturists  |                           | 94,762             | 1,968,018  | 181,896   | 4,457               | 150,661    | 25,158  |
| Non-agriculturists  |                           | 4,457              | 150,661    | 25,158    |                     |            |         |
| Total   |                           | 99,219             | 2,118,679  | 207,054   |                     |            |         |
| <i>Total Central Division.</i>                                  |                           |                    |            |           |                     |            |         |
| 1.  | Up to 5 acres             | 321,596            | 656,374    | 172,128   | 28,832              | 68,174     | 22,507  |
| 2.  | Over 5 and up to 15 acres | 266,196            | 2,295,976  | 252,756   | 21,820              | 186,531    | 45,197  |
| 3.  | " 15 " " 25 "             | 128,430            | 2,286,634  | 171,775   | 10,437              | 191,884    | 37,055  |
| 4.  | " 25 " " 100 "            | 128,214            | 4,933,908  | 313,878   | 12,332              | 471,991    | 78,100  |
| 5.  | " 100 " " 500 "           | 10,146             | 1,334,275  | 120,565   | 2,715               | 429,368    | 39,887  |
| 6.  | Over 500 acres            | 197                | 104,998    | 53,951    | 272                 | 164,141    | 28,491  |
| Total of holdings within the districts of the Central Division. |                           |                    |            |           |                     |            |         |
| Agriculturists  |                           | 854,779            | 11,662,165 | 1,085,053 | 76,403              | 1,511,089  | 251,237 |
| Non-agriculturists  |                           | 76,403             | 1,511,089  | 251,237   |                     |            |         |
| Gross total for the division                                    |                           | 931,187            | 13,173,254 | 1,336,290 |                     |            |         |





## APPENDIX IV.—DISTRICT FORM No. V—contd.

| Details of holdings.  | Agriculturists. |            |           | Non-agriculturists. |            |        |
|---|-----------------|------------|-----------|---------------------|------------|--------|
|   | No. of persons. | Area held. |           | No. of persons.     | Area held. |        |
|   |                 | Khalsa.    | Inam.     |                     | Khalsa.    | Inam.  |
| <i>Kolaba.</i>  |                 |            |           |                     |            |        |
| 1. Up to 5 acres  | 37,317          | 61,178     | 921       | 7,259               | 15,150     | 535    |
| 2. Over 5 and up to 15  | 7,259           | 60,507     | 481       | 2,074               | 17,154     | 440    |
| 3. " 15 " " 25  | 2,053           | 38,300     | 265       | 814                 | 14,426     | 157    |
| 4. " 25 " " 100   | 1,770           | 72,509     | 706       | 760                 | 31,621     | 260    |
| 5. " 100 " " 500  | 303             | 43,246     | 879       | 229                 | 36,989     | 1,482  |
| 6. " 500 acres  | 24              | 20,081     | 44        | 15                  | 13,376     | 17     |
| Total of holdings within the district.                        |                 |            |           |                     |            |        |
| Agriculturists  | 48,726          | 2,95,816   | 3,296     | 11,151              | 1,28,716   | 2,891  |
| Non-agriculturists  | 11,151          | 1,28,716   | 2,891     |                     |            |        |
| Total   | 59,877          | 4,24,532   | 6,187     |                     |            |        |
| <i>Ratnagiri.</i>   |                 |            |           |                     |            |        |
| 1. Up to 5 acres  | 56,508          | 1,03,882   | 3,205     | 6,031               | 4,891      | 205    |
| 2. Over 5 and up to 15  | 12,918          | 1,03,406   | 2,377     | 376                 | 3,228      | 120    |
| 3. " 15 " " 25  | 4,331           | 82,324     | 1,456     | 147                 | 2,668      | 113    |
| 4. " 25 " " 100   | 4,356           | 2,19,123   | 1,681     | 138                 | 5,856      | 254    |
| 5. " 100 " " 500  | 525             | 58,167     | 1,516     | 18                  | 2,222      | ...    |
| 6. " 500 acres  | 12              | 11,968     | 1,420     | 1                   | 703        | ...    |
| Total of holdings within the district.                        |                 |            |           |                     |            |        |
| Agriculturists  | 78,645          | 5,78,870   | 11,655    | 6,706               | 19,568     | 692    |
| Non-agriculturists  | 6,706           | 19,568     | 692       |                     |            |        |
| Total   | 85,351          | 5,98,438   | 12,347    |                     |            |        |
| <i>Divisional abstract.</i>                                   |                 |            |           |                     |            |        |
| 1. Up to 5 acres  | 2,64,161        | 4,99,725   | 1,52,009  | 20,725              | 36,752     | 3,765  |
| 2. Over 5 and up to 15  | 1,66,631        | 12,17,008  | 3,24,839  | 4,952               | 45,273     | 6,985  |
| 3. " 15 " " 25  | 69,574          | 11,48,312  | 2,96,976  | 2,046               | 44,101     | 8,674  |
| 4. " 25 " " 100   | 59,817          | 21,73,413  | 6,21,599  | 2,022               | 1,01,038   | 19,712 |
| 5. " 100 " " 500  | 6,364           | 7,54,930   | 2,91,836  | 451                 | 79,344     | 18,022 |
| 6. " 500 acres  | 250             | 1,38,452   | 1,47,877  | 39                  | 28,795     | 4,294  |
| Total of holdings within the district.                        |                 |            |           |                     |            |        |
| Agriculturists  | 5,66,797        | 59,31,840  | 18,34,196 | 30,235              | 3,35,303   | 50,402 |
| Non-agriculturists  | 30,235          | 3,35,303   | 50,402    |                     |            |        |
| Total for the Division  | 5,97,032        | 62,67,143  | 18,84,598 |                     |            |        |
| Add area left out of accounts in Kanara on account of Dharsod | ...             | 301        | 2         |                     |            |        |
| Gross total for the Division                                  | 5,97,032        | 62,67,444  | 18,84,540 |                     |            |        |

*Quinquennial statement of holdings in Government rayatwari area,  
Bombay Suburban Division.*

| Details of holdings.   | Agriculturists. |            |       | Non-agriculturists. |            |       |
|--|-----------------|------------|-------|---------------------|------------|-------|
|  | No. of persons. | Area held. |       | No. of persons.     | Area held. |       |
|  |                 | Khalsa.    | Inam. |                     | Khalsa.    | Inam. |
| <i>Bombay Suburban District.</i>   |                 |            |       |                     |            |       |
| 1. Up to 5 acres   | 2,650           | 3,690      | 9     | 2,068               | 1,644      | 10    |
| 2. Over 5 and up to 15   | 169             | 1,465      | 14    | 328                 | 1,575      | 8     |
| 3. " 15 " " 25   | 31              | 629        | ...   | 44                  | 624        | ...   |
| 4. " 25 " " 100  | 14              | 602        | ...   | 68                  | 3,027      | ...   |
| 5. " 100 " " 500   | 3               | 417        | ...   | 22                  | 4,745      | ...   |
| 6. " 500 acres   | ...             | ...        | ...   | ...                 | ...        | ...   |
| Total of holdings within the district.   |                 |            |       |                     |            |       |
| Agriculturists   | 2,867           | 6,803      | 23    | 2,530               | 11,815     | 18    |
| Non-Agriculturists   | 2,530           | 11,815     | 18    |                     |            |       |
| Total  | 5,397           | 18,618     | 41    |                     |            |       |
| Add area, within the Division of plural holdings extending beyond the Division | ...             | ...        | ..    |                     |            |       |
| Gross total for the Division   | 5,397           | 18,618     | 41    |                     |            |       |

\* Agreed with T.F. VIIIA (9 to 11, and 12).

\* After deducting areas (temporarily) leased for agriculture out of unassessed land.

*Quinquennial statement of holdings in Government rayatwari area in the Presidency proper for the year 1921-22.*

| Details of holdings.  | Agriculturists. |             |           | Non-agriculturists. |            |          |
|---|-----------------|-------------|-----------|---------------------|------------|----------|
|   | No. of persons. | Area held.  |           | No. of persons.     | Area held. |          |
|   |                 | Khalsa.     | Inam.     |                     | Khalsa.    | Inam.    |
| 1. Up to 5 acres  | 8,72,485        | 15,56,892   | 4,72,629  | 1,00,958            | 1,71,281   | 80,616   |
| 2. Over 5 and up to 15 acres  | 5,29,649        | 41,97,150   | 7,85,116  | 45,932              | 3,37,901   | 1,23,450 |
| 3. " 15 " " 25 "  | 2,21,449        | 37,97,044   | 5,40,099  | 17,548              | 2,97,634   | 77,487   |
| 4. " 25 " " 100 "   | 2,06,143        | 77,97,847   | 10,56,297 | 19,593              | 8,27,003   | 1,65,792 |
| 5. " 100 " " 500 "  | 18,173          | 23,23,169   | 4,53,836  | 4,275               | 6,86,532   | 1,04,731 |
| 6. " 500 acres.   | 551             | 3,46,250    | 2,10,343  | 467                 | 3,34,853   | 1,22,337 |
| Total of holdings within.   |                 |             |           |                     |            |          |
| Agriculturists  | 18,48,450       | 2,00,18,292 | 34,68,320 | 1,69,073            | 26,54,704  | 6,74,413 |
| Non-agriculturists  | 1,89,073        | 26,54,704   | 6,74,413  |                     |            |          |
| Total   | 20,37,523       | 2,26,72,996 | 41,42,733 |                     |            |          |
| Add area of plural holdings within individual districts of the Northern Division... | ...             | 16,315      | 7,156     |                     |            |          |
| Add area left out of account in the Southern Division on account of Dharsod         | ...             | 301         | 2         |                     |            |          |
| Grand total for the Presidency Proper   | 20,37,523       | 2,26,89,612 | 41,49,691 |                     |            |          |

## Return of Major and Minor Coercive Processes in the Districts of the Northern, Cent.

| District.                        | Notices.                                |                       |                       | Chauthi Fine.         |                       |                   | Distraint of Moveables. |                       |                | Forfeiture and Sale. |            |                 |                  |                  |                          |             |            |
|----------------------------------|---|-----------------------|-----------------------|-----------------------|-----------------------|-------------------|-------------------------|-----------------------|----------------|----------------------|------------|-----------------|------------------|------------------|--------------------------|-------------|------------|
|                                  | Number issued.                          | For how much arrears. | Fees to be recovered. | Number of Kabjeddars. | For how much arrears. | Penalty.          | Number of Kabjeddars.   | For how much arrears. | Sale proceeds. | Number of cases.     | Arrears.   | Area.           | Assessment.      | Sold.            |                          |             |            |
|                                  |   |                       |                       |                       |                       |                   |                         |                       |                |                      |            |                 |                  | Area.            | Assessment.              | Percentage. |            |
| 1                                | 2                                       | 3                     | 4                     | 5                     | 6                     | 7                 | 8                       | 9                     | 10             | 11                   | 12         | 13              | 14               | 15               | 16                       | 17          | 18         |
| <b>Northern Division.</b>        |   |                       |                       |                       |                       |                   |                         |                       |                |                      |            |                 |                  |                  |                          |             |            |
| 1                                | Abmedabad ...                           | 2,520                 | 59,311                | 1,098                 | 66                    | 1,304             | 320                     | 12                    | 653            | 56                   | 107        | 2,894           | 716              | 1,638            | ...                      | ...         | ...        |
| 2                                | Kaira ...                               | 6,239                 | 185,337               | 2,761                 | 300                   | 15,819            | 3,469                   | 306                   | 10,087         | 2,897                | 202        | 50,559          | 8,513            | 25,792           | ...                      | ...         | ...        |
| 3                                | Panch Mahals ...                        | 1,505                 | 16,860                | 535                   | 57                    | 928               | 232                     | ...                   | ...            | ...                  | ...        | ...             | ...              | ...              | ...                      | ...         | ...        |
| 4                                | Broach ...                              | 1,729                 | 55,566                | 763                   | 82                    | 1,435             | 347                     | 2                     | 123            | 110                  | 17         | 292             | 44               | 204              | 76 sq. yds.              | 1           | ...        |
| 5                                | Surat ...                               | 768                   | 18,529                | 332                   | 53                    | 1,605             | 375                     | ...                   | ...            | ...                  | 12         | 170             | 47               | 183              | 6                        | 82          | ...        |
| 6                                | Thana ...                               | 1,629                 | 31,019                | 662                   | 221                   | 7,565             | 1,412                   | ...                   | ...            | ...                  | 5          | 409             | 318              | 496              | 53                       | 11          | ...        |
|                                  | <b>Total ...</b>                        | <b>14,393</b>         | <b>366,621</b>        | <b>6,141</b>          | <b>788</b>            | <b>28,556</b>     | <b>6,155</b>            | <b>320</b>            | <b>20,763</b>  | <b>3,063</b>         | <b>343</b> | <b>54,893</b>   | <b>9,638</b>     | <b>28,313</b>    | <b>59</b>                | <b>76</b>   | <b>44</b>  |
| <b>Central Division.</b>         |   |                       |                       |                       |                       |                   |                         |                       |                |                      |            |                 |                  |                  |                          |             |            |
| 1                                | Ahmednagar ...                          | ...                   | ...                   | ...                   | 120                   | 1,711             | 415                     | 10                    | 338            | 288                  | 6          | 92              | 167              | 125              | ...                      | ...         | ...        |
| 2                                | East Khandesh ...                       | 1,850                 | 78,459                | 1,051                 | 456                   | 15,161            | 3,729                   | 26                    | 2,296          | 842                  | 31*        | 935             | 314              | 404              | 59                       | 30          | 1.         |
| 3                                | West Khandesh ...                       | 2,855                 | 86,615                | 1,235                 | 129                   | 5,499             | 1,242                   | 31                    | 1,852          | 972                  | 232†       | 9,466           | 6,911            | 4,496            | 45                       | 23          | ...        |
| 4                                | Nasik ...                               | 13                    | 1,756                 | 21                    | 190                   | 3,606             | 916                     | 33                    | 2,499          | 1,966                | 12         | 130             | 150              | 72               | ...                      | ...         | ...        |
| 5                                | Poona ...                               | 107                   | 3,815                 | 47                    | 551                   | 7,412             | 1,805                   | 35                    | 357            | 226                  | 22         | 75              | 82               | 73               | 20                       | 5           | ...        |
| 6                                | Satara ...                              | 84                    | 625                   | 30                    | 909                   | 14,250            | 3,045                   | 13                    | 359            | 207                  | 17‡        | 258             | 205              | 276              | ...                      | ...         | ...        |
| 7                                | Sholapur ...                            | 35                    | 6,427                 | 21                    | 60                    | 2,849             | 710                     | 7                     | 2,664          | 2,184                | 14§        | 354             | 939              | 283              | ...                      | ...         | ...        |
|                                  | <b>Total ...</b>                        | <b>4,775</b>          | <b>177,697</b>        | <b>2,406</b>          | <b>2,354</b>          | <b>50,498</b>     | <b>11,862</b>           | <b>155</b>            | <b>10,425</b>  | <b>6,685</b>         | <b>384</b> | <b>11,818</b>   | <b>8,768</b>     | <b>5,729</b>     | <b>124</b>               | <b>68</b>   | <b>1.</b>  |
| <b>Southern Division.</b>        |   |                       |                       |                       |                       |                   |                         |                       |                |                      |            |                 |                  |                  |                          |             |            |
| 1                                | Belgaum ...                             | 63                    | 2,898                 | 27                    | 3,987                 | 42,381            | 4,854                   | 1                     | 4              | 5                    | 25         | 608             | ** 403           | 474              | 33                       | 55          | ...        |
| 2                                | Bijapur ...                             | 160                   | 7,256                 | 68                    | 197                   | 5,749             | 858                     | 28                    | 611            | 2                    | 15         | 592             | †† 554           | 230              | ...                      | ...         | ...        |
| 3                                | Dharwar ...                             | 746                   | 21,682                | 318                   | 494                   | 6,004             | 1,300                   | 1                     | 5              | 5                    | 65         | 806             | †† 579           | 764              | ...                      | ...         | ...        |
| 4                                | Kanara ...                              | 1,913                 | 15,358                | 654                   | 2,478                 | 27,500            | 5,083                   | 16                    | 342            | 321                  | 136        | 1,871           | §§ 1,343         | 2,068            | 54                       | 137         | ...        |
| 5                                | Kolaba ...                              | 37                    | 1,533                 | 17                    | 283                   | 7,447             | 1,364                   | 15                    | 756            | 120                  | 2          | 2,242           | 19               | 85               | ...                      | ...         | ...        |
| 6                                | Ratnagiri ...                           | 19                    | 195                   | 7                     | 233                   | 5,034             | 471                     | 87                    | 1,238          | 12                   | ...        | ...             | ...              | ...              | ...                      | ...         | ...        |
|                                  | <b>Total ...</b>                        | <b>2,937</b>          | <b>48,932</b>         | <b>1,091</b>          | <b>7,672</b>          | <b>1,01,115</b>   | <b>13,930</b>           | <b>148</b>            | <b>2,056</b>   | <b>465</b>           | <b>243</b> | <b>6,119</b>    | <b>2,897</b>     | <b>3,621</b>     | <b>87</b>                | <b>102</b>  | <b>5</b>   |
| <b>Bombay Suburban Division.</b> |   |                       |                       |                       |                       |                   |                         |                       |                |                      |            |                 |                  |                  |                          |             |            |
| 1                                | Ambernath ...                           | 15                    | 578-5                 | 7-4                   | ...                   | ...               | ...                     | ...                   | ...            | ...                  | ...        | ...             | ...              | ...              | ...                      | ...         | ...        |
| 2                                | South Salsette ...                      | 2,465                 | 65,667-10             | 918-8                 | 136                   | 6,574-4           | 1,638-8                 | ...                   | ...            | ...                  | 76         | 4,747-6         | 30-15            | 1,137-13         | ...                      | ...         | ...        |
|                                  | <b>Total of the District :-</b>         | <b>2,480</b>          | <b>66,245-15</b>      | <b>925-12</b>         | <b>135</b>            | <b>6,574-4</b>    | <b>1,638-8</b>          | <b>...</b>            | <b>...</b>     | <b>...</b>           | <b>76</b>  | <b>4,747-6</b>  | <b>30-15</b>     | <b>1,137-13</b>  | <b>...</b>               | <b>...</b>  | <b>...</b> |
|                                  | <b>Total for the Presidency proper.</b> | <b>24,075</b>         | <b>6,59,495-15</b>    | <b>10,562-12</b>      | <b>10,949</b>         | <b>1,86,743-4</b> | <b>33,585-8</b>         | <b>623</b>            | <b>34,144</b>  | <b>10,213</b>        | <b>996</b> | <b>76,577-6</b> | <b>21,333-15</b> | <b>38,800-19</b> | <b>A. sq. yds. 27076</b> | <b>204</b>  | <b>2.5</b> |

## DISTRICT FORM VI.

Southern and Bombay Suburban Divisions in the Revenue year ending 31st July 1922.

| Occupancy, S. 153.      |             |                        |             | Other Immovable Property, S. 155. |          |        |             |        |             |           |                 | Arrests and imprisonments, S. 157. | Remarks. |
|-------------------------|-------------|------------------------|-------------|-----------------------------------|----------|--------|-------------|--------|-------------|-----------|-----------------|------------------------------------|----------|
| Restored on new tenure. |             | Remaining as G. waste. |             | Number of cases.                  | Arrears. | Area.  | Assessment. | Sold.  |             |           | Bought in by G. |                                    |          |
| Area.                   | Assessment. | Area.                  | Assessment. |                                   |          |        |             | Area.  | Assessment. | Proceeds. |                 |                                    |          |
| 19                      | 20          | 21                     | 22          | 23                                | 24       | 25     | 26          | 27     | 28          | 29        | 30              | 31                                 | 32       |
| Acres.                  | Rs.         | Acres.                 | Rs.         |                                   | Rs.      | Acres. | Rs.         | Acres. | Rs.         | Rs.       |                 |                                    |          |
| ...                     | ...         | 716                    | 1,538       | ...                               | ...      | ...    | ...         | ...    | ...         | ...       | .....           | .....                              |          |
| ...                     | ...         | 8,513                  | 25,792      | 10                                | 997      | 34     | 86          | 22     | 80          | 219       | .....           | .....                              |          |
| ...                     | ...         | ...                    | ...         | ...                               | ...      | ...    | ...         | ...    | ...         | ...       | .....           | .....                              |          |
| ...                     | ...         | 44                     | 203         | ...                               | ...      | ...    | ...         | ...    | ...         | ...       | .....           | .....                              |          |
| ...                     | ...         | 41                     | 151         | ...                               | ...      | ...    | ...         | ...    | ...         | ...       | .....           | .....                              |          |
| ...                     | ...         | 265                    | 485         | ...                               | ...      | ...    | ...         | ...    | ...         | ...       | .....           | .....                              |          |
| ...                     | ...         | 9,579                  | 28,299      | 10                                | 997      | 34     | 86          | 22     | 80          | 219       | .....           | .....                              |          |
| ...                     | ...         | 167                    | 125         | ...                               | ...      | ...    | ...         | ...    | ...         | ...       | .....           | .....                              |          |
| ...                     | ...         | 104                    | 121         | 1                                 | 353      | House. | ...         | House. | ...         | 21        | .....           | .....                              |          |
| 84                      | 9           | 4,373                  | 2,556       | 28                                | 1,769    | 434    | 141         | 111    | 42          | 1,013     | .....           | .....                              |          |
| ...                     | ...         | 150                    | 72          | ...                               | ...      | ...    | ...         | ...    | ...         | ...       | .....           | .....                              |          |
| 3                       | 8           | 59                     | 60          | 1                                 | ...      | 21     | 7           | 21     | 7           | 250       | .....           | .....                              |          |
| ...                     | ...         | ...                    | ...         | ...                               | ...      | ...    | ...         | ...    | ...         | ...       | .....           | .....                              |          |
| ...                     | ...         | ...                    | ...         | ...                               | ...      | ...    | ...         | ...    | ...         | ...       | .....           | .....                              |          |
| 37                      | 17          | 4,853                  | 2,934       | 31                                | 2,122    | 455    | 148         | 132    | 49          | 1,255     | .....           | .....                              |          |
| 24                      | 9           | 191                    | 180         | ...                               | ...      | ...    | ...         | ...    | ...         | ...       | .....           | .....                              |          |
| ...                     | ...         | ...                    | ...         | ...                               | ...      | ...    | ...         | ...    | ...         | ...       | .....           | .....                              |          |
| ...                     | ...         | 537                    | 722         | ...                               | ...      | ...    | ...         | ...    | ...         | ...       | .....           | .....                              |          |
| ...                     | ...         | 1,229                  | 1,800       | ...                               | ...      | ...    | ...         | ...    | ...         | ...       | .....           | .....                              |          |
| ...                     | ...         | 19                     | 35          | 1                                 | 395      | House. | ...         | House. | ...         | 404       | .....           | .....                              |          |
| ...                     | ...         | ...                    | ...         | ...                               | ...      | ...    | ...         | ...    | ...         | ...       | .....           | .....                              |          |
| 24                      | ...         | 1,976                  | 2,787       | 1                                 | 395      | House. | ...         | House. | ...         | 404       | .....           | .....                              |          |
| ...                     | ...         | ...                    | ...         | ...                               | ...      | ...    | ...         | ...    | ...         | ...       | .....           | .....                              |          |
| ...                     | ...         | ...                    | ...         | ...                               | ...      | ...    | ...         | ...    | ...         | ...       | .....           | .....                              |          |
| 61                      | 26          | 16,348                 | 33,990      | 42                                | 3,514    | 489    | 234         | 154    | 129         | 1,868     | .....           | .....                              |          |

The actual area in column 14 is 44 acres 22 gunthas 113 square yards while that in column 21 is 44 acres 23 gunthas 37 square yards.

\*The remaining cases remained undisposed of at the end of the year.

† The house had previous encumbrances and hence the low bid.

‡ Arrears were paid in some cases before the period of notice expired and some cases remained undisposed of at the end of the year.

§ Arrears were paid in time and so no further process was taken.

§ On the issue of notices arrears were paid off.

\*\* An area of 161 acres was released from forfeiture on payment of arrears before sale.

†† Released from forfeiture on payment of arrears before sale.

‡‡ Sale proceedings are in progress as regards 35 acres.

§§ An area of 57 acres was released from forfeiture on payment of arrears before sale, and an area of 3 acres was transferred to the khata of the co-sharers of the S. Nos. to which the forfeited sub-divisions pertained under Section 117-B, Land Revenue Code.

The prosperity of the year had its effect on the public health, which was on the whole satisfactory. Small-pox broke out in some parts of the Province, but it was not of a serious type. The number of deaths from small-pox in Karachi, where the disease was more prevalent than elsewhere in the Province, was only 207 out of the total number of 474 cases. No case of influenza is reported to have occurred in any place except Karachi, where the number of cases was only 97 as against 1,059 in the previous year. Of the 97 cases, 77 proved fatal.

Plague appeared during the year in the towns of Karachi and Tatta. The number of cases reported was 837 as against 83 in the year 1920-21. Out of these 667 proved fatal. Cholera also broke out in some parts of the Karachi district including the city of Karachi. It did not disappear until it had claimed 385 victims out of 531 cases.

Malaria was neither widespread nor virulent, in spite of the high inundation and heavy rainfall. This may be partly due to the fact that the high level maintained by the river throughout the season ensured a constant flow in the canals and prevented the accumulation of stagnant water. The free distribution of quinine to the general public and to school children was of great use and was highly appreciated.

A peculiar form of sickness, which has still defied diagnosis, is reported to have appeared in the month of March in the neighbourhood of Loi in the Shikarpur taluka. It is probably some sort of malaria and appears to be contagious. It claimed a number of victims. Two sub-assistant surgeons were deputed to visit the infected area. The sickness has not yet entirely disappeared, though no deaths have occurred from it recently.

## 2. GROSS REVENUE.

*(Column 6 of Appendix I.)*

The total figures under this head show a net decrease of Rs. 18·35 lakhs or 4·66 per cent. compared with the preceding year's figures. The decrease is shared by all districts except Nawabshah. The largest decrease, *viz.*, Rs. 16·22 lakhs, occurred in the Thar Parkar district, where it was due to changes in the rates of assessment. The decrease of Rs. 72 lakhs in the Upper Sind Frontier district is due to the same cause. In the Sukkur district the decrease of Rs. 22 lakhs is ascribed partly to a difference in the rates of assessment, partly to erosion, and partly to a reduction of the assessment on occupied fallow lands. The last mentioned cause is chiefly responsible for the decrease of Rs. 19 lakhs in the Hyderabad district. In the Karachi and Larkana districts the decreases of Rs. 69 and Rs. 1·27 lakhs respectively are attributed to a reduction of the assessment on unoccupied cultivable, unassessed cultivable and occupied fallow lands. On the other hand, the increase of Rs. 96 lakhs in the Nawabshah district is attributed to an enhancement of the average rate of assessment and decreased cultivation in alienated lands.

## 3. ALIENATIONS.

*(Column 9 of Appendix I.)*

The total figures under this head show a net increase of Rs. 10 lakhs or 42 per cent. over the figures of the previous year. The increase is contributed by the Larkana, Nawabshah and Thar Parkar districts. Taking the districts individually, the largest increase, *viz.*, Rs. 19 lakhs, occurred in the Nawabshah district and is chiefly due to the rectification of errors. The small increases, *viz.*, Rs. 01 and Rs. 005 lakhs in the Larkana and Thar Parkar districts respectively are ascribed to decreased cultivation in alienated lands. On the other hand, the decreases of Rs. 07, 002 and 007 lakhs in the Hyderabad, Sukkur and Upper Sind Frontier districts respectively are mostly attributed to the resumption of political inams, and the small decrease of Rs. 002 lakhs in the Karachi district is ascribed to extended cultivation in inam lands.

## 4. NET GOVERNMENT REVENUE.

*(Column 13 of Appendix I.)*

There is an increase under this head of nearly Rs. 7·13 lakhs, or 7·15 per cent. over the previous year's figures. This increase is contributed by all

districts except Thar Parkar and is due to the extension of cultivation consequent on the favourable inundation. Taking the districts individually, the Upper Sind Frontier district shows the largest increase, viz., Rs. 2·14 lakhs. In the Hyderabad district it amounts to Rs. 79 lakhs. In each of the Sukkur, Larkana, Nawabshah and Karachi districts it amounts to over one lakh of rupees. The decrease of Rs. 1·45 lakhs in the Thar Parkar district is attributed partly to the poor condition of the Nara river, partly to the reduction of 25 per cent. in the rates of assessment for fodder crops owing to apprehended scarcity and partly to the reduced area under cotton and rice cultivation. The figures in column 13 include 'hakabo' levied on alienated holdings and credited to the Public Works Department. This item amounted to Rs. 79,387 during the year under report against Rs. 78,647 in the preceding year.

#### 5. MISCELLANEOUS GOVERNMENT REVENUE AS SHOWN IN THE TALEBANDS.

(Column 16 of Appendix I.)

The provincial total under this head shows a net decrease of Rs. 17 lakhs or 2·48 per cent. on the previous year's figures. This decrease is contributed by the Hyderabad and Thar Parkar districts. In the Hyderabad district it amounts to Rs. 87 lakhs and is attributed to diminished realisations from sales of occupancies and to a reduction in the receipts from miscellaneous items. In the Thar Parkar district it comes to Rs. 71 lakhs and is ascribed to smaller realisations from occupancy price and fines for unauthorized cultivation. On the other hand, the increases of Rs. 11, Rs. 09 and Rs. 50 lakhs in the Upper Sind Frontier, Sukkur and Larkana districts respectively are mostly due to greater realisations from the sale of occupancy rights, produce of trees, fines for unauthorized cultivation and notice fees. The increase of Rs. 31 lakhs in the Nawabshah district is entirely due to increased receipts from miscellaneous items and that of Rs. 40 lakhs in the Karachi district is mostly ascribed to enhanced realisations from grass and grazing fees, fines for unauthorized cultivation, occupancy price, notice fees and ground rent.

The realisations from non-agricultural assessment are as under :—

|                     |     |     |     | Rs.      |
|---------------------|-----|-----|-----|----------|
| Upper Sind Frontier | ... | ... | ... | 1,561    |
| Sukkur              | ... | ... | ... | 19,692   |
| Larkana             | ... | ... | ... | 26,129   |
| Nawabshah           | ... | ... | ... | 10,051   |
| Hyderabad           | ... | ... | ... | 50,504   |
| Thar Parkar         | ... | ... | ... | 3,922    |
| Karachi             | ... | ... | ... | 35,377   |
|                     |     |     |     | <hr/>    |
|                     |     |     |     | 1,47,236 |

#### 6. REMISSIONS.

(Column 20 of Appendix I.)

The total amount of land revenue remitted was Rs. 5·89 lakhs against Rs. 14·08 lakhs in the preceding year. The net decrease of Rs. 8·19 lakhs or 58·13 per cent. on the preceding year's figures is shared in by all districts except Hyderabad, which shows an increase of Rs. 18 lakhs due mostly to increased remissions on account of floods, time-expired fallows and damage by insects. The decrease is due chiefly to the fact that remissions on account of insufficiency of water-supply, which amounted to Rs. 11·32 lakhs in the previous year, fell to Rs. 1·54 lakhs only owing to the good inundation.

The other principal causes of remission are shown below in comparison with the preceding year's figures :—

|  | 1920-21. | 1921-22. |
|--|----------|----------|
|  | Rs.      | Rs.      |
|  | Lakhs.   | Lakhs.   |
| (1) Locusts and other insects ...            | 71       | 45       |
| (2) Floods ...                               | 15       | 1·74     |
| (3) Time-expired fallows ...                 | 19       | 1·06     |
| (4) Frost ...                                | 04       | 004      |
| (5) Kalar ...                                | 07       | 20       |
| (6) Deterioration of soil ...                | ...      | 14       |
| (7) Introduction of revision settlements ... | 1·21     | 24       |
| (8) Adverse winds ...                        | 25       | 04       |

The remissions under the head 'other causes' during the year under report were Rs. 32 lakhs against Rs. 12 lakhs in the previous year.

#### 7. SUSPENSIONS.

(Columns 33 and 35 of Appendix I.)

The amount of land revenue for which postponement was sanctioned was Rs. 2.15 lakhs against Rs. 5.86 lakhs in the previous year. Out of this amount Rs. 1.07 lakhs relate to the year under report and Rs. 1.08 lakhs to previous years. These figures are included in the balances outstanding at the close of the year and are dealt with in paragraph 9 below.

#### 8. REVENUE FOR COLLECTION.

(Column 21 of Appendix I.)

As a result of the good inundation, the net revenue for collection after deducting remissions rose from Rs. 91.66 lakhs to Rs. 106.80 lakhs, i. e., by 16.51 per cent. With the addition of the previous year's balances (Rs. 6.68 lakhs), the total amount for collection during the year came to Rs. 113.48 lakhs against Rs. 93.94 lakhs in the previous year.

#### 9. COLLECTIONS.

(Columns 26, 29 and 23 of Appendix I.)

The collections on account of the current year's revenue were very satisfactory, amounting to Rs. 105.25 lakhs or 98.55 per cent. of the demand, as against Rs. 86.21 lakhs or 94.05 per cent. in the preceding year. The percentages for the various districts are compared below :—

| District.                   | 1920-21. | 1921-22. |
|-----------------------------|----------|----------|
| Upper Sind Frontier. ... .. | 99.98    | 100      |
| Sukkur ... ..               | 98.35    | 99.72    |
| Larkana ... ..              | 99.81    | 99.71    |
| Nawabshah ... ..            | 88.29    | 97.21    |
| Hyderabad ... ..            | 95.94    | 96.66    |
| Thar Parkar ... ..          | 73.46    | 96.76    |
| Karachi ... ..              | 98.33    | 98.61    |

The collections on account of former years amounted to Rs. 5.08 lakhs out of a demand of Rs. 6.68 lakhs, or 76.12 per cent. as against Rs. .97 lakhs or 42.42 per cent. in 1920-21. The respective percentages for the several districts are compared below :—

| District.                  | 1920-21. | 1921-22. |
|----------------------------|----------|----------|
| Upper Sind Frontier ... .. | 100      | 98.28    |
| Sukkur ... ..              | 85.41    | 56.27    |
| Larkana ... ..             | 52.08    | 54.49    |
| Nawabshah ... ..           | 42.89    | 79.17    |
| Hyderabad ... ..           | 30.56    | 50.51    |
| Thar Parkar ... ..         | 46.09    | 90.29    |
| Karachi ... ..             | 39.36    | 44.62    |

A falling off is noticeable in the Upper Sind Frontier and Sukkur districts only. In the case of the former the decrease is inappreciable. In the latter the decrease is accounted for chiefly by arrears of Rs. 4,919 due from incumbered estates under the Manager.

Under Government Resolution No. 5420 dated the 20th August 1890, the collections of land revenue, including miscellaneous items not brought to account in the Jamabandi, are to be compared with the collections shown in the Accountant General's books. The difference amounts to Rs. 58,701 only and is explained in statement A. There is an excess of Rs. 82,421 in the Accountant General's books which is due to —

- (1) the adjustment of errors ;
- (2) overcollections ;
- (3) recoveries on account of future years ;
- (4) recoveries on account of boundary marks and other items not included in District Form No. I.

On the other hand, the figures in District Form No. I show an increase of Rs. 1,41,122 due to (1) the adjustment of errors, (2) collections made in the preceding year on account of the year under report and (3) refunds.



## 10. BALANCES.

(Columns 33—37 of Appendix I and Appendix II.)

The total outstanding balance at the end of the year was Rs. 3·14 lakhs against Rs. 6·76 lakhs in the previous year, a reduction of 53·58 per cent. It includes a sum of Rs. 3,933 shown in column 7 of Appendix II which consists mostly of amounts under correspondence or recommended for remission or written off. Out of the remaining balance, Rs. 10,496 have since been recovered, leaving a net balance for recovery of Rs. 3,03,671, of which Rs. 1,49,770 relate to the year under report and Rs. 1,53,901 to former years. The net balance is accounted for as under :—

|   | Rs.      |
|---|----------|
| (a) Under suspension ... ..   | 1,95,368 |
| (b) Due from the Manager, Incumbered Estates and Court<br>of Wards in Sind ... .. | 34,110   |
| (c) Written off or remitted after the close of the year ...                       | 3,005    |
| (d) Under correspondence for remission or writing off ...                         | 928      |
| (e) Mistakes ... ..   | 340      |
| (f) Under legal process for recovery ... ..                                       | 69,920   |
| Total ...   | 3,03,671 |

Letting aside the case of the Upper Sind Frontier district where there are no suspensions, the net decrease of Rs. 3,67,085 over last year's figures under (a) is shared in by all districts. Taking the districts individually, there were large decreases in the cases of Nawabshah (Rs. 1,09,652) and Thar Parkar (Rs. 2,08,969). The improvement noted in the previous year in the recovery of arrears due from the Manager of Incumbered Estates and the Court of Wards was not maintained in the year under report, the outstandings being augmented from Rs. 33,981 to Rs. 34,110 or by 37 per cent. This is entirely due to the fact that the amount due from the Manager, Incumbered Estates in Sind in the Sukkur district, has increased from Rs. 853 in the previous year to Rs. 7,023 in the year under report. A comparison of the net recoverable balances for the several districts outstanding at the end of the year under report with those of the previous year shows that the Upper Sind Frontier district has a clean sheet for the seventh year in succession. All other districts except Sukkur and Thar Parkar show an increase. The increase in the Larkana district (Rs. 3,858) is due to the failure of the rains for four successive years in the Barani tract of the Johi taluka. In the Karachi district out of the increase of Rs. 5,256, Rs. 3,100 require to be remitted on account of the difference between the old and new rates of assessments consequent on the introduction of the new settlement in the Tatta division. The tightness of the money market appears to be responsible for the remaining increase in this district and also for the increases of Rs. 6,453 and Rs. 24,245 in the Nawabshah and Hyderabad districts respectively.

By Government Resolution No. 5140 dated the 22nd July 1890 the previous year's balances, which were shown as recoverable in Appendix II for the year 1920-21 and were not recovered during the year, have to be separately accounted for. These balances increased from Rs. 1,31,821 to Rs. 1,59,428 at the close of the year. Out of the latter sum, Rs. 5,527 have since been recovered and the remaining net balance of Rs. 1,53,901 is accounted for in statement B.

## 11. COERCIVE PROCESS.

(Appendix V.)

There is an increase in the number of notices issued under section 152 of the Land Revenue Code which is shared by all districts except Upper Sind Frontier. The increase was due to the tightness of the money market.

No action was taken under section 148 of the Land Revenue Code except in Larkana and Karachi, where the number of individuals proceeded against was 464 and 73 respectively. There was a small increase from 48 to 63 in the number of distraints and sales of moveable property under section 154 of the Land Revenue Code. The figures in column 17, representing forfeitures,

mostly under the Sind fallow rules, show an increase of 4,937 cases, due to the fact that owing to the good inundation the operation of fallow rule No. 4 was not suspended as was done last year.

## 12. MISCELLANEOUS REVENUE NOT INCLUDED IN THE TALEBANDS.

The total amount of realisations under this head was Rs. 3,02,424 against Rs. 1,11,379 in the preceding year. The increase is due to larger receipts on account of interest on takavi advances.

## 13. AREA.

(Appendix IV.)

There is a net increase of 7,802 acres in the total area of the Province (column 3). This increase is shared in by all districts except Sukkur and Thar Parkar where there is a small decrease which is attributed mostly to the rectification of errors. In the Nawabshah and Upper Sind Frontier districts the increases of 2,779 and 2,270 acres respectively are due to the same cause. In the Larkana, Hyderabad and Karachi districts the increases of 575,101 and 2,479 acres respectively are ascribed partly to survey operations and partly to the formation of kachas by the river.

All the districts except the Upper Sind Frontier show decreases in the figures in column 4 (unassessed cultivable land), the aggregate decrease being 46,663 acres. The decrease in the Nawabshah district is small and calls for no comment. The decrease of 13,938 acres in the Larkana district is mostly due to increased cultivation in Kacha and Barani lands on the strength of rights not yet recorded. The decreases of 2,188, 1,471, 28,211 and 1,172 acres in the Sukkur, Hyderabad, Thar Parkar and Karachi districts respectively are due to increased eksali and unauthorized cultivation resulting from the good inundation and rainfall. On the other hand, the increase of 459 acres in the Upper Sind Frontier district is ascribed to a decrease in unauthorized cultivation. Column 5 (cultivable land) also shows a decrease of 28,312 acres, which is shared by all districts except Upper Sind Frontier where the increase is inappreciable. The decrease is principally due to the increase in eksali and unauthorized cultivation. The subjoined table shows the area taken up permanently and relinquished in each district during the year under report :—

| District.           | Area taken up.            |   |        | Area relinquished including fallows. |
|---------------------|---------------------------|---|--------|--------------------------------------|
|                     | Unoccupied land taken up. | Unoccupied land brought into occupation and assessed. | Total. |                                      |
|                     | Acres.                    | Acres.  | Acres. | Acres.                               |
| Upper Sind Frontier | 2,430                     | 1   | 2,431  | 129                                  |
| Sukkur              | 7,630                     | 188   | 7,818  | 428                                  |
| Larkana             | 1,367                     | 51  | 1,418  | 527                                  |
| Nawabshah           | 6,942                     | 106   | 7,048  | 1,317                                |
| Hyderabad           | 3,286                     | 13  | 3,299  | 42                                   |
| Thar Parkar         | 30,789                    | 11,615  | 42,404 | 808                                  |
| Karachi             | 4,449                     | .....   | 4,449  | 25                                   |
| Total, 1921-22      | 56,893                    | 11,974  | 68,867 | 3,270                                |
| „ 1920-21           | 38,060                    | 6,622   | 44,682 | 1,081                                |

The net increase of 24,185 acres in the area taken up is shared by the Nawabshah, Sukkur, Larkana and Thar Parkar districts. It is most marked (24,865 acres) in the last named, where it is explained by the restoration of fallow forfeited lands and increased grants. The increase in the Larkana district is small and calls for no comment. In the Sukkur district the increase of 4,830 acres is mostly due to increased grants consequent upon the favourable inundation. In the Nawabshah district the increase of 2,258 acres is accounted for by grants to military pensioners. In the Upper Sind Frontier, Hyderabad and Karachi districts the decreases of 1,408, 2,018 and 4,437 acres respectively are ascribed to restriction on the further grant of land on most of the canals.

The information required by Government Resolution No. 8294 dated the 20th November 1899 is given in the subjoined table :—

| District.           | Area of land granted free of malkano. | Land granted on payment of malkano. |                  | Land sold by auction. |                  |
|---------------------|---------------------------------------|-------------------------------------|------------------|-----------------------|------------------|
|                     |                                       | Area.                               | Amount obtained. | Area.                 | Amount obtained. |
|                     | Acres.                                | Acres.                              | Rs.              | Acres.                | Rs.              |
| Upper Sind Frontier | 1,450                                 | 690                                 | 1,790            | .....                 | .....            |
| Sukkur              | 1,125                                 | 6,686                               | 23,109           | 7                     | 272              |
| Larkana             | 957                                   | 461                                 | 1,633            | .....                 | .....            |
| Nawabshah           | 1,342                                 | 2,417                               | 4,567            | .....                 | .....            |
| Hyderabad           | .....                                 | 599                                 | 11,990           | .....                 | .....            |
| Thar Parkar         | 27,498                                | 13,051                              | 74,447           | .....                 | .....            |
| Karachi             | 17                                    | 4,255                               | 12,127           | 38                    | 419              |
| Total               | 32,389                                | 23,159                              | 1,29,663         | 45                    | 691              |

The difference of 8,274 acres between the total of the areas accounted for in this table and the total given in column 4 of the preceding table represents fallow forfeited and relinquished lands restored to their original occupants. Of the total area granted free of malkano 14,397 acres were given out on peasant terms on the Jamrao and Nasrat canals. The remaining area is composed partly of grants made by exchange or in lieu of land acquired for public purposes and partly of grants made in the desert division, where no occupancy price is charged. The aggregate realisations from malkano are larger than in the previous year and the average rate per acre was Rs. 4-10-0 against Rs. 3-9-0 in the year 1920-21.

#### 14. TAKAVI.

##### (Appendix III.)

Takavi advances made during the year ending 30th September 1922 amounted to Rs. 16.38 lakhs against Rs. 24.44 lakhs in the previous year. Of the former amount Rs. 5.30 lakhs were advanced under the Land Improvement Loans Act and Rs. 11.08 lakhs under the Agriculturists Loans Act against Rs. 7.51 and Rs. 16.93 lakhs respectively in the previous year. The decrease of Rs. 8.05 lakhs, which is shared by all districts, is due to the favourable nature of the inundation which had the effect of reducing the number of applications. In the Sukkur, Larkana and Thar Parkar districts large amounts were advanced for the sinking of wells.

The total advances inclusive of interest and previous year's balances amounted to Rs. 71.44 lakhs against Rs. 63.45 lakhs in the previous year. Out of this amount Rs. 27.67 lakhs or 37.33 per cent. were collected and Rs. .005 lakhs written off, against Rs. 11.06 lakhs or 17.43 per cent. collected and Rs. .20 lakhs written off in the previous year, leaving a balance of Rs. 43.76 lakhs (Rs. 39.82 lakhs principal and Rs. 3.94 lakhs interest) as against Rs. 52.18 lakhs (Rs. 48.03 lakhs principal and Rs. 4.15 lakhs interest) in the year ending on the 30th September 1921. The percentage increase in collections is due to favourable agricultural conditions. The unauthorized arrears which are accounted for in statement C amount to Rs. 6.04 lakhs against Rs. 1.81 lakhs in the previous year. The increase in the amount of arrears is shared by all districts except Upper Sind Frontier and Nawabshah. It is most marked (Rs. 2.59 lakhs) in the Karachi district where it is attributed to the refusal to grant postponement owing to the good inundation and abundant rainfall. This reason together with the tightness of the money market and the fall in the prices of food grains will also account for the increase in arrears in other districts.

The information required by paragraph 5 of Government of India's No. 2156-321-7 of the 3rd October 1901 regarding the amount of agricultural loan business is embodied in statement D.

The inspection of takavi works was fairly satisfactory in all districts except Karachi where the Collector has drawn the attention of the Mukhtyarkars and Sub-Divisional Officers to the inadequacy of the work done. In all 92 cases of the misuse of loans were detected during the year, the immediate recovery of the loan being ordered in every case.

#### 15. TRADE AND INDUSTRIES.

The abnormal conditions of the overseas trade of the port of Karachi were more pronounced during the year under report than in the previous year. This is evidenced by the fact that during the year the adverse balance of trade which was unknown prior to 1919-20, rose to over fifteen crores, the excess of imports over exports being nearly 100 per cent. as against 65 per cent. during the preceding year. The total value of the foreign trade of the Province declined by 23 per cent. These abnormal conditions are attributed to various factors, the chief amongst them being the complete reversal of the exchange situation, the extreme diminution of the purchasing power of India's foreign customers and the depletion of grain stocks, particularly those of wheat, in the country as a result of successive bad years and heavy exports during the war. The last factor was so serious that it necessitated the importation of wheat from Australia and America to the value of nearly five crores of rupees. The importation of this commodity in so large a quantity was a development which had a special significance for this port, for the exportation of wheat has in the past been the backbone of Karachi's trade. Another development having a far reaching effect on the prosperity of the port was a marked decline in the imports of cotton manufactures from 47 per cent. of the total imports in the preceding year to 21 per cent. in the year under report. This decline is ascribed partly to the previous accumulation of stocks, partly to the continued depression of the exchange, and partly to the political propaganda against imported cloth. The extra provincial trade declined during the year, but only to a slight extent. The value of the trade of the subordinate ports of Keti Bunder and Sriganda, however, rose from Rs. 16.06 lakhs to Rs. 18.37 lakhs. The increase occurred mainly in the imports of cotton piece goods, mustard seeds and gunny bags and the export of Lar rice.

The abnormal conditions of overseas trade reacted on inland trade and caused a set back.

The results of the adverse trade circumstances were serious. Money was scarce and credit bad and the prices of labour and raw material were high. These results were naturally more apparent in the commercial towns and the capital of the Province than elsewhere. Several failures of merchants and firms took place.

Trade with Bokhara and Russian territory has now entirely ceased as all Shikarpuris, practically the only Sindhis residing in these regions, have now returned after having lost everything they possessed.

The trade in cotton experienced a great slump partly owing to the operation of world causes and partly owing to the shrinkage of the area under this crop resulting from the late rise of the river.

The pearl trade of the Province has declined considerably and is at present practically at a standstill.

Trade in the shape of barter with Kelat, Bhawalpur and Marwar continued as usual.

The Hyderabad Badin Railway line, which had been dismantled during the war, was relaid to the great satisfaction of the inhabitants of the Tando division. The Larkana Jacobabad Railway was opened during the year, and is much appreciated. So far there has been little goods traffic by this line as the railway freights are high compared with the cost of carriage by boats, bullock carts and camels. The Jacobabad Kashmore Railway which hitherto has not been successful is now working satisfactorily and affords a regular and convenient service for both goods and passengers.

Rice husking factories and flour mills were not kept fully busy owing to trade depression. Cotton ginning factories also were not fully employed partly for the same reason and partly because of the diminution in the area of cotton cultivation. The two power cloth mills at Shikarpur had little business to do.

owing to the public demand being either for hand made cloth or mill made cloth of finer finish from Bombay. Small hand loom factories were started in a number of places for the manufacture of swadeshi cloth. Most of these are working satisfactorily. One weaving and spinning factory on a large scale was started at Larkana. It is reported to have begun well. The hand loom factory at Robri continues to manufacture mercerised cotton cloth for export to all parts of India. The silk factory at Shikarpur and the wool factory at Mirpurkhas are continuing to turn out good work. The cloth dyeing and printing industries and also the carpet industry at Bubak and in parts of the Sukkur district were handicapped by the high prices of aniline dyes and yarn. The high prices of dyes also affected the lacquer work industry of the Province. The leather industry at Pano Akil is flourishing but would do still better if conducted on a more scientific basis. The reed chair industry in the neighbourhood of Larkana is doing well and has a future before it if well organised. The earthenware industry of the Johi taluka is very popular owing to the excellent quality of the jars and pitchers manufactured there. The artistic metal work industry at Dahriki and Ghotki is flourishing.

Two companies were floated during the year, one the 'Karachi Lime Sand Brick Company' and the other 'The Sind Brick and Tile Manufacturing Company' for manufacturing Mangalore tiles at Budhapur. The former has not yet succeeded in raising the required capital and the latter though working is not yet registered.

#### 16. PRICES.

The prices of food grains rose to a high level at the beginning of the year, but after the excellent kharif and rabi crops there was on the whole an appreciable fall. At the end of the year this fall was most marked, and the current year's good inundation caused a further decline. Importation of wheat from abroad was largely responsible for bringing down the price of wheat in Sind. The embargo imposed during the year on the export of wheat has now been removed, but it is as yet too early to say what will be the final effect of its removal on prices. The price of cleaned cotton rose during the year from Rs. 30 to Rs. 40 per maund owing partly to the smaller area cultivated and partly to speculation. The price is now declining to the dismay of the merchants concerned. The price of sugar was subject to marked fluctuations and that of cloth ruled high, but towards the end of the year there was a heavy fall in the prices of muslin and long cloth owing to the extensive use of khadar. The high price of ghee was maintained. The prices of real property in some parts of Karachi fell by as much as 60 per cent. The cheap grain shops in the city of Karachi, continued so long after the war, were closed during the year.

#### 17. LABOUR AND WAGES.

There was a further rise in the already high rates of skilled labour, a fact due partly to the high level of the prices of food stuffs and other necessities of life and partly to a demand for an improved standard of comfort on the part of the operatives. In the rates of cart and camel hire also there was a small rise. But the wages of unskilled labour at Karachi fell owing to decline in the volume of shipping at Keamari which is the principal source of employment in that city. In other places also this fall was noticeable, though in a lesser degree, owing to trade depression. The recent drop in the prices of food stuffs is causing a further decline in these wages. It remains to be seen, however, whether this decline will be commensurate with the drop in prices and whether any effect will be produced on the wages of skilled labour. There was no immigration of Kachi and Tharri labourers since there was plentiful rainfall in their country. There was no labour strike or any other form of labour unrest in any part of the Province except for temporary trouble on the tramways and in certain import firms in Karachi.

The Rent Act continued to be in operation in Karachi and prevented a rise in rents.

### 18. PUBLIC FEELING AND THE PRESS.

The political situation of the Province underwent a decided change for the better during the year. This change was manifested not only in the mofussil where—thanks to the loyalty of the majority of the zamindars—the non-co-operation movement had not taken deep root, but also in the towns which are the chief strongholds of non-co-operation. The factors contributing to this change were many, the chief being the degeneration in many places in India of a movement having non-violence for its professed principle into mob violence. In counteracting the non-co-operation propaganda the Aman Sabhas did very useful work. These are now firmly established and afford rallying centres for the loyal and law abiding elements of the community. Their efforts to counteract the campaign of vilification of Government and distortion of its actions and intentions were supplemented by the issue of a large number of press notes by the Commissioner and of pamphlets by the Hyderabad Publicity Committee. The visit to Karachi of His Royal Highness the Prince of Wales had also a salutary effect on the public mind. The cordiality and spontaneity of the reception accorded to the Prince were a signal proof of the essential failure of the non-co-operation movement to capture the people as a whole.

### 19. SPECIAL MATTERS.

The principal event under this head was the visit of His Royal Highness the Prince of Wales in the middle of March. It was a great success from all points of view though it was only for a day. The reception and the farewell given to the Prince were marked by strong loyal feeling. The children's fete and the garden party organized in honour of the Prince were conspicuously successful.

Grants of land were made to a number of retired Indian soldiers for meritorious services in the war.

A joint Durbar for the Nawabshah, Karachi, Thar Parkar and Hyderabad districts was held by the Commissioner in February last.

The Government loan floated during the year received little response in Sind in consequence of the extreme stringency of the local money market.

APPENDICES.

## APPENDIX No. I—DISTRICT FORM

Contrasted statement exhibiting the gross and net land revenue of the Province of Sind for and sums written off, and of the balances outstanding on account of the

| No. | Name of District.    | Number of Villages. |           |        | 1921-1922, year under report. |  |  |             |   |                               |
|-----|----------------------|---------------------|-----------|--------|-------------------------------|--|--|-------------|---|-------------------------------|
|     |                      | Government.         | Allotted. | Total. | Gross revenue.                | Deduct assessment.   |  | Remainder.  | Deductions on account of not allocations. | Remainder—Government revenue. |
|     |                      |                     |           |        |                               | Of land not available for cultivation (i.e. for public and special purposes, etc.) | Of fallow area exempt from assessment. |             |   |                               |
| 1   | 2                    | 3                   | 4         | 5      | 6                             | 7  | 7(a)                                   | 8           | 9   | 10                            |
|     |                      |                     |           |        | Rs.                           | Rs.  | Rs.                                    | Rs.         | Rs.                                       | Rs.                           |
| 1   | Upper Sind Frontier. | 428                 | 5         | 433    | 34,35,235                     | .....  | 10,88,707                              | 23,46,528   | 1,14,933                                  | 22,31,595                     |
| 2   | Sukkur               | 678                 | 29        | 707    | 55,13,492                     | .....  | 12,97,754                              | 42,15,738   | 4,78,583                                  | 37,37,155                     |
| 3   | Larkana              | 783                 | 21        | 764    | 75,00,965                     | .....  | 18,02,007                              | 61,98,958   | 8,63,622                                  | 53,35,336                     |
| 4   | Nawabshah            | 753                 | 12        | 765    | 50,67,171                     | .....  | 21,10,177                              | 29,56,994   | 1,81,284                                  | 27,75,710                     |
| 5   | Hyderabad            | 860                 | 68        | 928    | 60,75,238                     | .....  | 13,54,049                              | 47,21,189   | 5,49,693                                  | 41,71,496                     |
| 6   | Thar Parkar          | 960                 | 2         | 962    | 50,66,478                     | .....  | 22,23,860                              | 28,42,618   | 81,931                                    | 27,60,687                     |
| 7   | Karachi              | 784                 | 10        | 794    | 49,13,516                     | .....  | 5,07,480                               | 43,06,036   | 1,55,803                                  | 41,50,233                     |
|     | Total for 1921-1922  | 5,196               | 147       | 5,343  | 3,74,72,095                   | .....  | 98,84,124                              | 2,75,87,971 | 24,25,749                                 | 2,51,62,222                   |
|     | Total for 1920-1921  | 5,193               | 147       | 5,340  | 3,93,07,165                   | .....  | 1,15,99,457                            | 2,77,07,708 | 24,15,414                                 | 2,52,92,294                   |

| No.                           | Name of District.          | 1921-1922, year under report.   |   |            |                             |                             |               |       |            |
|-------------------------------|----------------------------|---|---|------------|-----------------------------|-----------------------------|---------------|-------|------------|
|                               |                            | Balance on account of former years outstanding at the end of last year. | Deduct irrecoverable balances written off on account of former years. | Remainder. | Total of columns 21 and 24. | Realisations up             |               |       |            |
|                               |                            |   |   |            |                             | On account of current year. |               |       | On account |
|                               |                            |   |   |            |                             | Land revenue.               | Village cess. |       |            |
| Rayati (Government villages). | Inami (Allotted villages). | Land revenue.   |   |            |                             |                             |               |       |            |
| 1                             | 2                          | 22  | 23  | 24         | 25                          | 26                          | 27            | 28    | 29         |
|                               |                            | Rs.   | Rs.   | Rs.        | Rs.                         | Rs.                         | Rs.           | Rs.   | Rs.        |
| 1                             | Upper Sind Frontier.       | 223   | .....   | 223        | 15,22,839                   | 15,22,656                   | .....         | ..... | 223        |
| 2                             | Sukkur                     | 19,410  | 875   | 18,535     | 14,02,674                   | 13,80,349                   | .....         | ..... | 10,431     |
| 3                             | Larkana                    | 12,340  | 1,424   | 10,916     | 25,85,064                   | 25,66,823                   | .....         | ..... | 5,949      |
| 4                             | Nawabshah                  | 1,51,534  | 851   | 1,80,703   | 16,69,660                   | 14,47,707                   | .....         | ..... | 1,43,068   |
| 5                             | Hyderabad                  | 1,05,294  | 1,408   | 1,03,886   | 17,02,982                   | 15,45,806                   | .....         | ..... | 52,612     |
| 6                             | Thar Parkar                | 3,03,652  | 719   | 3,02,933   | 13,72,443                   | 10,34,945                   | .....         | ..... | 2,73,548   |
| 7                             | Karachi                    | 54,222  | 3,561   | 50,721     | 10,85,861                   | 10,20,840                   | .....         | ..... | 22,632     |
|                               | Total for 1921-1922        | 5,76,795  | 8,668   | 6,67,927   | 1,13,47,783                 | 1,05,25,126                 | .....         | ..... | 5,08,469   |
|                               | Total for 1920-1921        | 2,58,549  | 22,697  | 2,28,852   | 93,94,905                   | 86,20,861                   | .....         | ..... | 97,129     |

|   |             |
|---|-------------|
|   | Rs.         |
| *Assessment on unoccupied assessed land | 39,30,364   |
| " " " unassessed land                   | 1,04,74,313 |
| Total                                   | 1,44,04,677 |

|   |             |
|---|-------------|
|   | Rs.         |
| †Assessment on unoccupied assessed land | 47,19,408   |
| " " " unassessed land                   | 1,03,76,854 |
| Total                                   | 1,50,96,262 |



I—(Vide paragraphs 3 to 11 of the Report).

the revenue year 1921-1922, together with the amount of realisations, remissions year under report and previous years, up to the 1st August of each year.

| 1921-1922, year under report.          |  |                 |   |  |  |             |  |                               |  |  |
|--|--|-----------------|---|--|--|-------------|--|-------------------------------|--|--|
| Deduct assessment of                   |  | Re-<br>mainder. | Details.  |  | Add mis-<br>cellaneous<br>land<br>revenue<br>as in<br>Tale-<br>band. | Total.      | Deduct<br>Hakabo<br>credited<br>to Irri-<br>gation<br>Depart-<br>ment. | Remainder<br>land<br>revenue. | Total<br>reductions<br>on account<br>of revision<br>settle-<br>ments and<br>remis-<br>sions. | Balance<br>revenue<br>for collec-<br>tion on<br>account<br>of current<br>year. |
| Unocu-<br>pied<br>cultivable<br>land.* | Land free<br>or<br>specially<br>reduced<br>(including<br>Huri and<br>Kocba). |                 | Revenue<br>proper,<br>being<br>assessment<br>on Gov-<br>ernment<br>lands. | Revenue<br>from<br>alienated<br>lands (in-<br>cluding<br>village<br>cess). |  |             |  |                               |  |  |
| 11                                     | 12   | 13              | 14  | 15   | 16   | 17          | 18   | 19                            | 20   | 21   |
| Rs.                                    | Rs.  | Rs.             | Rs.   | Rs.  | Rs.  | Rs.         | Rs.  | Rs.                           | Rs.  | Rs.  |
| 6,79,690                               | 498  | 15,51,477       | 15,48,356   | 3,121  | 32,023   | 15,83,500   | 3,121  | 15,80,379                     | 51,723   | 15,28,656  |
| 23,89,179                              | 6,870  | 18,43,106       | 18,39,541   | 13,565   | 80,896   | 14,24,002   | 11,926   | 14,12,076                     | 97,937   | 13,84,139  |
| 25,93,967                              | 9,947  | 27,33,313       | 27,22,597   | 10,715   | 1,09,135   | 28,35,447   | 10,140   | 28,25,307                     | 2,51,169   | 25,74,138  |
| 13,15,209                              | 5,994  | 14,54,507       | 14,48,844   | 5,663  | 1,03,038   | 15,57,535   | 5,663  | 15,51,872                     | 62,715   | 14,89,157  |
| 25,54,238                              | 579  | 16,16,779       | 15,74,696   | 42,064   | 1,08,817   | 17,25,596   | 41,760   | 16,83,836                     | 64,740   | 15,99,096  |
| 17,43,424                              | 8,465  | 10,03,798       | 10,00,696   | 3,102  | 1,07,848   | 11,11,646   | 2,536  | 11,08,810                     | 99,900   | 10,69,510  |
| 21,69,950                              | 604  | 9,79,679        | 9,75,738  | 3,941  | 1,31,410   | 11,11,089   | 3,941  | 11,07,148                     | 72,008   | 10,35,140  |
| *1,44,54,677                           | 24,687   | 1,06,92,658     | 1,06,00,467   | 82,191   | 6,66,167   | 1,13,48,815 | 79,367   | 1,12,69,448                   | 5,89,593   | 1,06,79,856  |
| 11,52,96,263                           | 26,322   | 89,89,640       | 89,89,253   | 81,387   | 6,83,142   | 1,06,52,782 | 78,647   | 1,06,74,135                   | 14,02,162  | 91,65,953  |

| 1921-1922, year under report.         |                                   |                        |   |                   |                                |                   |          |  |  |
|---------------------------------------|-----------------------------------|------------------------|---|-------------------|--------------------------------|-------------------|----------|--|--|
| to 31st July.                         |                                   | Total<br>realisations. | Balances outstanding on the 1st August. |                   |                                |                   | Total.   | Miscellaneous<br>items not<br>included<br>in the<br>Jamabandi. |  |
| of former years.                      |                                   |                        | On account of the year<br>under report. |                   | On account of former<br>years. |                   |          |  |  |
| Village cess.                         |                                   |                        | Suspended.                              | Not<br>suspended. | Suspended.                     | Not<br>suspended. |          |  |  |
| Rayati (Gov-<br>ernment<br>villages). | Inami<br>(Alienated<br>villages). | 32                     | 33                                      | 34                | 35                             | 36                | 37       | 38   |  |
| 30                                    | 31                                | Rs.                    | Rs.                                     | Rs.               | Rs.                            | Rs.               | Rs.      | Rs.  |  |
| .....                                 | .....                             | 15,22,585              | .....                                   | .....             | .....                          | 4                 | 4        | 1,094  |  |
| .....                                 | .....                             | 13,90,730              | 1,552                                   | 2,237             | 3,069                          | 5,035             | 11,833   | 3,971  |  |
| .....                                 | .....                             | 25,72,772              | 4,515                                   | 2,800             | .....                          | 4,967             | 12,282   | 3,971  |  |
| .....                                 | .....                             | 16,90,775              | 87,477                                  | 3,999             | 32,461                         | 5,148             | 79,065   | 5,496  |  |
| .....                                 | .....                             | 15,98,418              | 25,458                                  | 27,632            | 26,533                         | 24,741            | 1,04,564 | 8,264  |  |
| .....                                 | .....                             | 13,08,493              | 31,879                                  | 2,656             | 23,828                         | 5,657             | 63,950   | 4,847  |  |
| .....                                 | .....                             | 10,43,472              | 5,963                                   | 8,337             | 21,905                         | 6,284             | 42,389   | 2,756  |  |
| .....                                 | .....                             | † 1,10,33,595          | 1,06,844                                | 47,691            | 1,07,696                       | 51,736            | 3,14,167 | † 30,399   |  |
| .....                                 | .....                             | † 87,18,110            | 4,81,096                                | 63,878            | 1,05,209                       | 26,612            | 6,76,795 | † 30,678   |  |

| Rs.  |             |
|--|-------------|
| † Total land revenue proper, columns 26 and 29 | 1,10,33,595 |
| Collected before 1st April 1922                | 44,75,151   |
| Collected after " "                            | 65,58,444   |
| Total  | 1,10,33,595 |

| Rs.  |           |
|--|-----------|
| † Total land revenue proper, columns 26 and 29 | 87,18,110 |
| Collected before 1st April 1921                | 10,30,371 |
| Collected after " "                            | 76,87,739 |
| Total  | 87,18,110 |

| Rs.   |        |
|---|--------|
| † Total miscellaneous items not included in the Jamabandi for 1921-22 | 30,399 |
| Collected before 1st April 1922                                       | 14,533 |
| Collected after " "   | 15,816 |
| Total   | 30,399 |

| Rs.   |        |
|---|--------|
| † Total miscellaneous items not included in the Jamabandi for 1920-21 | 30,678 |
| Collected before 1st April 1921                                       | 16,918 |
| Collected after " "   | 13,760 |
| Total   | 30,678 |

## APPENDIX No. II.—DISTRICT FORM No. 3.

## Jamabandi Return No. III.

*Analytical statement of balances outstanding on the 1st August 1922 on account of the land revenue in the Province of Sind as shown in columns 33 to 37 of District Form No. I for land revenue year 1921-22.*

| Serial.<br>No. | District.               | Balances on<br>account of the<br>year under<br>report. | Balances<br>on account<br>of previous<br>years. | Total.   | Amount<br>recoverable. | Amount<br>irrecover-<br>able. | Amount<br>as to which<br>it is doubtful<br>whether it is<br>recoverable<br>or not. |
|----------------|-------------------------|--|---|----------|------------------------|-------------------------------|--|
| 1              | 2                       | 3  | 4   | 5        | 6                      | 7                             | 8  |
|                |                         | Rs.  | Rs.   | Rs.      | Rs.                    | Rs.                           | Rs.  |
| 1              | Upper Sind Frontier ... | 4  | .....   | 4        | 4                      | ...                           | .....  |
| 2              | Sukkur ...              | 3,789  | 8,104   | 11,893   | 11,862                 | 31                            | .....  |
| 3              | Larkana ...             | 7,816  | 4,967   | 12,282   | 10,455                 | 1,827                         | .....  |
| 4              | Nawabshah ...           | 41,476   | 37,609  | 79,085   | 79,085                 | ...                           | .....  |
| 5              | Hyderabad ...           | 53,290   | 51,274  | 1,04,564 | 1,03,678               | 886                           | .....  |
| 6              | Thar Parkar ...         | 34,565   | 29,885  | 63,950   | 63,939                 | 11                            | .....  |
| 7              | Karachi ...             | 14,300   | 26,089  | 42,389   | 41,211                 | 1,178                         | .....  |
|                | Total ...               | 1,64,789   | 1,69,428  | 3,14,167 | 3,10,234               | 3,933                         | .....  |

APPENDICES Nos. III AND IV.

## APPENDIX No. III.—DISTRICT FORM

Statement showing takavi advances made during the year 1921-22 in the

| Serial No. | Name of district.       | Amount for Collection.  |   | Outstanding balance on 1st October 1921 (column 10 of last year's District Revenue Return No. 4). |           |            | Amount borrowed or delivered during the year. |            |           | Total of columns 5 and 6. |           |           |
|------------|-------------------------|---|---|---|-----------|------------|---|------------|-----------|---------------------------|-----------|-----------|
|            |                         | Unauthor-ized arrears (column 11 of last year's District Revenue Return No. 4). | Current demand (columns 16 and 17 of Taluka Form No. 15). | Principal.  | Interest. | Total.     | Prin-cipal.                                   | In-terest. | Total.    | Prin-cipal.               | Interest. | Total.    |
|            |                         |   |   |   |           |            |   |            |           |                           |           |           |
| 1          | 2                       | 3   | 4   | 5   | 6         | 7          | 8   | 9          | 10        | 11                        | 12        |           |
|            |                         | Rs.   | Rs.   | Rs.   | Rs.       | Rs.        | Rs.   | Rs.        | Rs.       | Rs.                       | Rs.       | Rs.       |
| 1          | Upper Sind Frontier ... | 1,118   | 2,22,009  | 2,16,529  | 17,599    | *2,34,128  | 1,35,227                                      | 12,139     | 1,47,366  | 3,51,756                  | 29,738    | 3,51,491  |
| 2          | Sukkur ...              | 18,816  | 5,60,088  | 8,80,805  | 1,27,517  | †10,08,389 | 2,30,972                                      | 61,015     | 2,91,987  | 11,11,537                 | 1,88,532  | 13,00,369 |
| 3          | Larkana ...             | 14,363  | 6,66,722  | 8,07,347  | 1,21,702  | †9,29,049  | 3,20,767                                      | 48,406     | 3,69,173  | 11,28,114                 | 1,70,108  | 12,98,222 |
| 4          | Nawabshah ...           | 82,566  | 6,69,355  | 7,96,666  | 73,823    | †8,70,489  | 3,84,105                                      | 43,792     | 4,27,897  | 11,80,771                 | 1,17,585  | 12,98,356 |
| 5          | Hyderabad ...           | ‡49,764   | 2,89,454  | 3,31,576  | 26,346    | †3,57,992  | 1,18,918                                      | 10,146     | 1,29,064  | 4,50,494                  | 36,492    | 4,86,986  |
| 6          | Thar Parkar ...         | 4,755   | 11,56,207   | 11,29,692   | .....     | †11,29,692 | 3,36,949                                      | 56,697     | 3,93,646  | 14,66,631                 | 56,697    | 15,23,328 |
| 7          | Karachi ...             | 8,608   | 6,63,146  | 6,51,018  | 56,643    | †7,07,631  | 1,11,199                                      | 26,795     | 1,47,994  | 7,62,217                  | 93,408    | 8,55,625  |
|            | Total ...               | 1,79,990  | 42,16,981   | 48,13,683   | 4,23,630  | ‡52,37,283 | 16,38,137                                     | 3,68,960   | 19,07,097 | 64,51,820                 | 6,92,560  | 71,44,380 |

\* Rs. 38 were shown less in column 10 of last year's return.

† Rs. 280 were shown less in column 10 of last year's return.

‡ Figures shown in column 10 of last year's return were incorrect.

§ Figures shown in column 10 of last year's return were incorrect.

¶ Figures shown in columns 10 and 11 of last year's return were incorrect.

‡ Figures shown in column 10 of last year's return were incorrect.

## APPENDIX No. IV.—DISTRICT FORM

Comparative statement showing lands assessed and unassessed, occupied and unoccupied

| No. | Name of district.       | Total area. | Deduct.                     |                     |                                      |        |                                     |                       |
|-----|-------------------------|-------------|-----------------------------|---------------------|--------------------------------------|--------|-------------------------------------|-----------------------|
|     |                         |             | Unassessed cultivable land. | Un-cultivable land. | Land set apart for special purposes. |        | Land set apart for public purposes. | Land eroded by river. |
|     |                         |             |                             |                     | Forest.                              | Other. |                                     |                       |
| 1   | 2                       | 3           | 4                           | 5                   | 6                                    | 7      | 8                                   |                       |
|     |                         | Acre.       | Acre.                       | Acre.               | Acre.                                | Acre.  | Acre.                               |                       |
| 1   | Upper Sind Frontier ... | 1,725,149   | 165,475                     | 825,513             | 40,309                               | 3,968  | 24,518                              | 91,511                |
| 2   | Sukkur ...              | 3,587,937   | 559,856                     | 1,376,033           | 254,280                              | 1,804  | 88,271                              | 63,376                |
| 3   | Larkana ...             | 3,242,377   | 650,432                     | 609,091             | 59,594                               | 1,002  | 49,766                              | 42,048                |
| 4   | Nawabshah ...           | 2,497,943   | 142,526                     | 589,116             | 86,717                               | 2,467  | 49,346                              | 79,003                |
| 5   | Hyderabad ...           | 2,633,942   | 548,590                     | 407,331             | 70,596                               | 2,157  | 43,806                              | 6,128                 |
| 6   | Thar Parkar ...         | 8,727,583   | 1,572,090                   | 4,433,848           | 42,403                               | 8,255  | 51,515                              | .....                 |
| 7   | Karachi ...             | 7,534,692   | 1,092,624                   | 5,179,446           | 166,655                              | 34,494 | 52,474                              | 30,756                |
|     | Total for 1921-22 ...   | 30,149,623  | 4,721,593                   | 19,009,873          | 724,134                              | 54,167 | 309,995                             | 312,522               |
|     | Total for 1920-21 ...   | 30,141,821  | 4,768,256                   | 19,038,195          | 723,869                              | 50,536 | 309,544                             | 310,583               |

## No. IV—(Vide paragraph 15 of the Report).

## Province of Sind and the progress of recovery of outstanding balance of advances.

| Amounts repaid and recovered. |           |           | Amounts remitted or written off or demands cancelled. |           |        | Outstanding balance on 30th September 1923 (column 7 minus total of columns 8 and 9). |           |           | Unauthorized arrears (total of columns 3 and 4 minus total of columns 8 and 12 and remissions in respect of current demand). | Suspensions. | Overpayments not shown in column 8 and which are taken to deposits. |                              |   |
|-------------------------------|-----------|-----------|---|-----------|--------|---|-----------|-----------|--|--------------|---|------------------------------|---|
| Principal.                    | Interest. | Total.    | Principal.  | Interest. | Total. | Principal.  | Interest. | Total.    |  |              | Already suspended.  | Remain- ing to be suspended. | Petty amounts credited to Govern- ment. |
| 9                             |           |           | 9   |           |        | 10  |           |           | 11   | 12           | 13  | 14                           | 15                                      |
| Rs.                           | Rs.       | Rs.       | Rs.   | Rs.       | Rs.    | Rs.   | Rs.       | Rs.       | Rs.  | Rs.          | Rs.   | Rs.                          | Rs.                                     |
| 2,07,929                      | 16,115    | 2,22,944  | ...   | ...       | ...    | 1,43,927  | 14,623    | 1,58,550  | 183  | ...          | 428   | 64                           | 364                                     |
| 3,34,376                      | 55,620    | 3,90,196  | ...   | ...       | ...    | 7,77,461  | 1,32,712  | 9,10,173  | 82,123   | 1,06,585     | 63  | 16                           | ...                                     |
| 3,80,660                      | 49,065    | 4,29,645  | ...   | 230       | 230    | 7,47,634  | 1,20,613  | 8,68,347  | 83,674   | 1,67,536     | 77  | 10                           | ...                                     |
| 6,13,680                      | 50,591    | 5,64,271  | 200   | ...       | 200    | 6,66,891  | 66,994    | 7,33,885  | 63,431   | 1,14,019     | 76  | ...                          | ...                                     |
| 2,21,018                      | 21,364    | 2,42,382  | ...   | ...       | ...    | 2,29,476  | 15,128    | 2,44,604  | 80,676   | 16,160       | ...   | 1                            | ...                                     |
| 5,02,466                      | 56,703    | 5,59,169  | ...   | ...       | ...    | 9,64,169  | ...       | 9,64,169  | 26,010   | 5,75,793     | ...   | 66                           | ...                                     |
| 3,08,767                      | 60,002    | 3,58,769  | 60  | 80        | 90     | 4,53,400  | 43,376    | 4,96,776  | 2,68,148   | 44,757       | ...   | 5                            | 226                                     |
| 24,66,696                     | 2,98,600  | 27,67,356 | 200   | 260       | 520    | 39,82,638   | 3,93,648  | 43,76,504 | 6,04,245   | 10,24,850    | 644   | 163                          | 590                                     |

## No. V—(Vide paragraph 13 of the Report).

## in the Province of Sind during the year 1921-1922 and the previous year.

| Year under report. |                                |                                      |                                 |                                   |                           |             |                     |            |                    |
|--------------------|--------------------------------|--------------------------------------|---------------------------------|-----------------------------------|---------------------------|-------------|---------------------|------------|--------------------|
| Total.             | Remainder-cultivable assessed. | Deduct                               |                                 | Remainder-Occupied assessed land. | Assessment and quit-rent. | Details.    |                     |            |                    |
|                    |                                | Unoccupied cultivable assessed land. | Land free or specially reduced. |                                   |                           | Government. |                     | Alienated. |                    |
|                    |                                |                                      |                                 |                                   |                           | Area.       | Government revenue. | Area.      | Government revenue |
| 9                  | 10                             | 11                                   | 12                              | 13                                | 14                        | 15          | 16                  | 17         | 18                 |
| Acres.             | Acres.                         | Acres.                               | Acres.                          | Acres.                            | Rs.                       | Acres.      | Rs.                 | Acres.     | Rs.                |
| 651,314            | 1,073,835                      | 96,025                               | 160                             | 976,990                           | 15,51,477                 | 929,445     | 15,48,356           | 47,545     | 3,121              |
| 2,293,600          | 1,294,837                      | 206,118                              | 280                             | 1,085,939                         | 13,38,050                 | 763,691     | 13,29,541           | 302,048    | 8,509              |
| 1,502,233          | 1,740,144                      | 210,054                              | 1,210                           | 1,523,680                         | 27,33,312                 | 1,221,350   | 27,22,596           | 307,530    | 10,716             |
| 952,175            | 1,545,768                      | 281,061                              | 3,539                           | 1,261,176                         | 14,54,607                 | 1,182,736   | 14,48,610           | 78,442     | 5,897              |
| 1,078,907          | 1,755,035                      | 396,843                              | 1,684                           | 1,356,308                         | 16,16,779                 | 1,076,266   | 15,74,694           | 280,042    | 42,085             |
| 6,107,906          | 2,619,677                      | 260,444                              | 8,126                           | 2,351,107                         | 10,03,798                 | 2,289,230   | 10,00,696           | 61,677     | 3,102              |
| 6,546,449          | 982,243                        | 150,250                              | 660                             | 637,333                           | 9,79,679                  | 740,119     | 9,75,738            | 97,220     | 3,941              |
| 19,182,584         | 11,017,039                     | 1,603,445                            | 15,859                          | 9,397,735                         | 1,06,77,602               | 8,923,031   | 1,06,00,231         | 1,174,704  | 77,371             |
| 19,200,963         | 10,940,538                     | 1,662,735                            | 16,010                          | 9,262,093                         | 99,65,741                 | 8,087,176   | 98,57,960           | 1,174,917  | 77,761             |

## APPENDIX No. V—DISTRICT FORM No. IX—(Vide paragraph 11 of the Report).

Statement showing the coercive processes adopted for the realisation of land revenue and the results thereof in the Province of Sind during the year 1921-22.

| No. | District.           | Notice under section 152, Bombay Act V of 1879. |                           |   |                                  | Penalty under section 148.               |  |                              | Distraint and sale of moveable property under section 154. |  |   |                          | Sale of immovable property other than the land under section 154. |   |                    |
|-----|---------------------|---|---------------------------|---|----------------------------------|--|--|------------------------------|--|--|---|--------------------------|---|---|--------------------|
|     |                     | Number of notices issued.                       | Number of notices served. | Amount of arrears for which notices issued. | Amount of notice fees recovered. | Number of individuals proceeded against. | Amount of arrears for which penalty was imposed. | Amount of penalty recovered. | Number of individuals proceeded against.                   | Arrears on account of which distraint was resorted to. | Arrears on account of which sale was resorted to. | Amount realized by sale. | Number of individuals proceeded against.                          | Arrears on account of which sale was resorted to. | Amount realised by |
| 1   | 2                   | 3   | 3a                        | 4   | 5                                | 6  | 7  | 8                            | 9  | 10   | 11  | 12                       | 13  | 14  | 15                 |
|     |                     |   |                           | Rs.   | Rs.                              |  | Rs.  | Rs.                          |  | Rs.  | Rs.   | Rs.                      |   | Rs.   | Rs.                |
| 1   | Upper Sind Frontier | 4,174   | 4,174                     | 3,52,646                                    | 1,996                            | ...                                      | ...  | ...                          | 3  | 696  | ...   | ...                      | 2   | 334   | 1.5                |
| 2   | Sukkur              | 14,920  | 14,015                    | 5,88,395                                    | 6,288                            | ...                                      | ...  | ...                          | 1  | 331  | 831   | 146                      | ...   | ...   | ...                |
| 3   | Larkana             | 28,268  | 28,250                    | 7,95,596                                    | 10,212                           | 464                                      | 25,622   | 1,953                        | 15   | 1,717  | 1,120   | 323                      | ...   | ...   | ...                |
| 4   | Nawabshah           | 12,451  | 12,451                    | 6,05,667                                    | 5,923                            | ...                                      | ...  | ...                          | 17   | 1,158  | 655   | 448                      | ...   | ...   | ...                |
| 5   | Hyderabad           | 15,894  | 15,894                    | 5,27,559                                    | 7,822                            | ...                                      | ...  | ...                          | ...  | ...  | ...   | ...                      | ...   | ...   | ...                |
| 6   | Thar Parkar         | 22,102  | 21,632                    | 9,46,362                                    | 9,931                            | ...                                      | ...  | ...                          | 15   | 2,117  | 1,707   | 969                      | ...   | ...   | ...                |
| 7   | Karachi             | 10,626  | 10,626                    | 7,02,626                                    | 4,856                            | 73                                       | 680  | 207                          | 12   | 2,343  | 1,073   | 330                      | ...   | ...   | ...                |
|     | Total               | 1,08,454  | 1,07,952                  | 45,18,851                                   | 47,088                           | 637                                      | 25,502   | 2,160                        | 63   | 9,362  | 4,801   | 2,215                    | 2   | 334   | 1.5                |

| No. | District.           | Forfeiture and sale of the occupancy under section 153. |  |   |                                       |             |                                       |             |                          |  |             |  | Arrest and imprisonment under section 157. |  |   |                       |
|-----|---------------------|---|--|---|---------------------------------------|-------------|---------------------------------------|-------------|--------------------------|--|-------------|--|--|--|---|-----------------------|
|     |                     | Number of notices.                                      | Number of individuals proceeded against. | Arrears on account of which forfeiture was resorted to. | Occupancy of land declared forfeited. |             | Occupancy of land sold to the public. |             |                          | Forfeited land returned to defaulters. |             | Occupancy of land remaining with Government. |  | Number of persons arrested and detained. | Number of persons imprisoned in the Civil Jail. | Amount of arrears for |
|     |                     |   |  |   | Area.                                 | Assessment. | Area.                                 | Assessment. | Amount realised by sale. | Area.                                  | Assessment. | Area.  | Assessment.                                |  |   |                       |
| 1   | 2                   | 16  | 17                                       | 18  | 19                                    | 20          | 21                                    | 22          | 23                       | 24                                     | 25          | 26   | 27   | 28                                       | 29  | 30                    |
|     |                     |   |  | Rs.   | Acres.                                | Rs.         | Acres.                                | Rs.         | Rs.                      | Acres.                                 | Rs.         | Acres.                                       | Rs.  |  |   |                       |
| 1   | Upper Sind Frontier | 104   | 103                                      | 6,346   | 1,515                                 | 3,461       | 37                                    | 78          | 1,194                    | 86                                     | 68          | 1,442  | 3,315                                      | ...                                      | ...   | ...                   |
| 2   | Sukkur              | ...   | ...                                      | ...   | ...                                   | ...         | ...                                   | ...         | ...                      | ...                                    | ...         | ...  | ...  | ...                                      | ...   | ...                   |
| 3   | Larkana             | 1,536   | 1,536                                    | 94,132  | 10,308                                | 33,976      | ...                                   | ...         | ...                      | 7,147                                  | 23,265      | 3,161  | 10,710                                     | ...                                      | ...   | ...                   |
| 4   | Nawabshah           | 2,364   | 2,364                                    | 86,673  | 1,202                                 | 861         | ...                                   | ...         | ...                      | ...                                    | ...         | 1,202  | 861  | ...                                      | ...   | ...                   |
| 5   | Hyderabad           | 2,578   | 2,578                                    | 99,856  | 41,375                                | 99,856      | ...                                   | ...         | ...                      | 21,998                                 | 67,407      | 19,377                                       | 42,540                                     | ...                                      | ...   | ...                   |
| 6   | Thar Parkar         | ...   | ...                                      | ...   | ...                                   | ...         | ...                                   | ...         | ...                      | ...                                    | ...         | ...  | ...  | ...                                      | ...   | ...                   |
| 7   | Karachi             | 801   | 801                                      | 44,139  | 7,522                                 | 21,225      | 7                                     | 26          | 545                      | ...                                    | ...         | 7,815  | 21,199                                     | ...                                      | ...   | ...                   |
|     | Total               | 7,383   | 7,382                                    | 2,71,246  | 62,322                                | 1,50,479    | 44                                    | 104         | 1,739                    | 99,181                                 | 80,740      | 32,007                                       | 78,634                                     | ...                                      | ...   | ...                   |

APPENDIX No. VI.

## APPENDIX

## DISTRICT FORM

Statement showing the number and extent of land holders estates in surveyed

| Details of holdings.      | Upper Sind Frontier. |            |        |                     |            |       | Sukkur.            |            |        |                     |            |        |
|---------------------------|----------------------|------------|--------|---------------------|------------|-------|--------------------|------------|--------|---------------------|------------|--------|
|                           | Agriculturists.      |            |        | Non-Agriculturists. |            |       | Agriculturists.    |            |        | Non-Agriculturists. |            |        |
|                           | Number of persons.   | Area held. |        | Number of persons.  | Area held. |       | Number of persons. | Area held. |        | Number of persons.  | Area held. |        |
|                           |                      | Khalsa.    | Inam.  |                     | Khalsa.    | Inam. |                    | Khalsa.    | Inam.  |                     | Khalsa.    | Inam.  |
| 1                         | 2                    | 3          | 4      | 5                   | 6          | 7     | 8                  | 9          | 10     | 11                  | 12         | 13     |
|                           |                      | Acres.     | Acres. |                     | Acres.     | Acres |                    | Acres.     | Acres. |                     | Acres.     | Acres. |
| 1. Up to 5 acres ...      | 691                  | 2,806      | ...    | 231                 | 677        | ...   | 19,648             | 48,134     | 8      | 5,456               | 13,351     | ...    |
| 2. Over 5 and up to 15.   | 1,275                | 10,035     | ...    | 395                 | 4,969      | ...   | 19,201             | 92,731     | 41     | 8,730               | 31,043     | 14     |
| 3. Over 15 up to 25 ...   | 1,261                | 24,075     | 21     | 158                 | 3,917      | ...   | 2,975              | 55,033     | 103    | 1,212               | 22,609     | ...    |
| 4. Over 25 up to 100 ...  | 1,819                | 63,395     | 148    | 851                 | 14,701     | ...   | 3,302              | 123,133    | 413    | 1,270               | 54,719     | 27     |
| 5. Over 100 up to 500 ... | 1,222                | 293,769    | 3,221  | 182                 | 34,833     | ...   | 854                | 165,095    | 1,833  | 175                 | 27,575     | ...    |
| 6. Over 500 ...           | 393                  | 409,960    | 43,074 | 27                  | 19,193     | ...   | 290                | 137,300    | 11,742 | 7                   | 4,169      | ...    |
| Total ...                 | 6,651                | 834,530    | 47,364 | 1,344               | 77,090     | ...   | 46,270             | 627,426    | 14,135 | 11,855              | 166,466    | 41     |

| Details of holdings.      | Hyderabad.         |            |         |                     |            |       | Thar Parkar.       |            |        |                     |            |        |
|---------------------------|--------------------|------------|---------|---------------------|------------|-------|--------------------|------------|--------|---------------------|------------|--------|
|                           | Agriculturists.    |            |         | Non-Agriculturists. |            |       | Agriculturists.    |            |        | Non-Agriculturists. |            |        |
|                           | Number of persons. | Area held. |         | Number of persons.  | Area held. |       | Number of persons. | Area held. |        | Number of persons.  | Area held. |        |
|                           |                    | Khalsa.    | Inam.   |                     | Khalsa.    | Inam. |                    | Khalsa.    | Inam.  |                     | Khalsa.    | Inam.  |
| 1                         | 26                 | 27         | 28      | 29                  | 30         | 31    | 32                 | 33         | 34     | 35                  | 36         | 37     |
|                           |                    | Acres.     | Acres.  |                     | Acres.     | Acres |                    | Acres.     | Acres. |                     | Acres.     | Acres. |
| 1. Up to 5 acres ...      | 1,813              | 4,501      | 98      | 354                 | 1,320      | ...   | 1,348              | 4,266      | 23     | 70                  | 208        | ...    |
| 2. Over 5 and up to 15.   | 4,214              | 47,257     | 271     | 694                 | 6,240      | ...   | 2,065              | 20,843     | 32     | 153                 | 1,443      | ...    |
| 3. Over 15 up to 25 ...   | 5,287              | 86,293     | 638     | 448                 | 7,175      | ...   | 1,089              | 22,591     | 39     | 93                  | 1,810      | ...    |
| 4. Over 25 up to 100 ...  | 5,724              | 247,831    | 5,904   | 330                 | 18,200     | ...   | 4,219              | 213,817    | 179    | 204                 | 10,947     | ...    |
| 5. Over 100 up to 500 ... | 1,890              | 420,732    | 26,565  | 131                 | 30,768     | ...   | 1,991              | 454,371    | 2,321  | 66                  | 22,477     | ...    |
| 6. Over 500 ...           | 564                | 142,573    | 244,412 | 33                  | 67,339     | ...   | 537                | 466,230    | 26,115 | 17                  | 10,879     | ...    |
| Total ...                 | 19,272             | 949,292    | 277,788 | 1,990               | 121,092    | ...   | 11,249             | 1,182,105  | 23,708 | 629                 | 47,794     | ...    |



No. VI.

No. 6.

villages in each district of the Province of Sind for the year 1921-22.

| Larkana.           |            |        |                     |            |        | Nawabshah.         |            |        |                     |            |        |
|--------------------|------------|--------|---------------------|------------|--------|--------------------|------------|--------|---------------------|------------|--------|
| Agriculturists.    |            |        | Non-Agriculturists. |            |        | Agriculturists.    |            |        | Non-Agriculturists. |            |        |
| Number of persons. | Area held. |        | Number of persons.  | Area held. |        | Number of persons. | Area held. |        | Number of persons.  | Area held. |        |
|                    | Khalsa.    | Inam.  |                     | Khalsa.    | Inam.  |                    | Khalsa.    | Inam.  |                     | Khalsa.    | Inam.  |
| 14                 | 15         | 16     | 17                  | 18         | 19     | 20                 | 21         | 22     | 23                  | 24         | 25     |
|                    | Acres.     | Acres. |                     | Acres.     | Acres. |                    | Acres.     | Acres. |                     | Acres.     | Acres. |
| 19,474             | 50,660     | 56     | 5,866               | 12,583     | ...    | 7,090              | 24,738     | .....  | 995                 | 3,005      | ...    |
| 16,799             | 141,917    | 226    | 3,361               | 84,057     | ...    | 7,027              | 69,267     | 9      | 990                 | 8,200      | ...    |
| 7,121              | 114,944    | 106    | 1,569               | 29,068     | ...    | 3,073              | 59,084     | 61     | 404                 | 7,883      | ...    |
| 6,951              | 260,983    | 545    | 1,377               | 60,876     | ...    | 5,050              | 279,267    | 610    | 611                 | 34,007     | ...    |
| 1,623              | 256,759    | 6,093  | 879                 | 73,943     | ...    | 1,795              | 358,691    | 4,862  | 327                 | 69,572     | ...    |
| 142                | 115,026    | 53,395 | 9                   | 10,803     | ...    | 291                | 230,196    | 72,890 | 49                  | 38,826     | ...    |
| 52,109             | 950,239    | 60,423 | 12,561              | 233,350    | ...    | 25,226             | 1,021,243  | 78,442 | 3,376               | 161,493    | ...    |

| Karachi.           |            |        |                     |            |        | Total for the Province of Sind. |            |         |                     |            |        | Remarks.  |
|--------------------|------------|--------|---------------------|------------|--------|---------------------------------|------------|---------|---------------------|------------|--------|---|
| Agriculturists.    |            |        | Non-Agriculturists. |            |        | Agriculturists.                 |            |         | Non-Agriculturists. |            |        |   |
| Number of persons. | Area held. |        | Number of persons.  | Area held. |        | Number of persons.              | Area held. |         | Number of persons.  | Area held. |        |   |
|                    | Khalsa.    | Inam.  |                     | Khalsa.    | Inam.  |                                 | Khalsa.    | Inam.   |                     | Khalsa.    | Inam.  |   |
| 38                 | 39         | 40     | 41                  | 42         | 43     | 44                              | 45         | 46      | 47                  | 48         | 49     | 50  |
|                    | Acres.     | Acres. |                     | Acres.     | Acres. |                                 | Acres.     | Acres.  |                     | Acres.     | Acres. |   |
| 3,562              | 12,631     | 15     | 303                 | 1,383      | 21     | 54,526                          | 147,326    | 196     | 13,276              | 39,527     | 21     | The memorandum showing the reasons for increase and decrease is attached. |
| 4,323              | 46,964     | 40     | 423                 | 4,541      | ...    | 54,904                          | 429,914    | 619     | 9,751               | 92,393     | 14     |   |
| 2,474              | 43,756     | ...    | 187                 | 3,759      | 20     | 23,260                          | 406,766    | 988     | 4,071               | 75,671     | 20     |   |
| 2,918              | 153,454    | 905    | 396                 | 16,016     | ...    | 29,978                          | 1,376,380  | 8,004   | 4,545               | 208,465    | 27     |   |
| 905                | 140,962    | 5,102  | 110                 | 28,260     | ...    | 10,279                          | 2,100,379  | 49,987  | 1,390               | 292,423    | ...    |   |
| 171                | 244,356    | 74,220 | 31                  | 23,766     | ...    | 2,178                           | 1,745,746  | 526,748 | 173                 | 165,024    | ...    |   |
| 14,348             | 642,123    | 79,682 | 1,462               | 76,724     | 41     | 175,125                         | 6,207,011  | 536,542 | 33,206              | 874,008    | 62     |   |

| Total of holdings within the districts of Sind. | Number of persons. |                    | Area held |         |
|---|--------------------|--------------------|-----------|---------|
|   | Agriculturists     | Non-Agriculturists | Khalsa.   | Inam.   |
|   |                    |                    | Acres.    | Acres.  |
|   | 175,125            | 33,206             | 6,207,011 | 566,542 |
|   | 208,331            |                    | 7,061,019 | 586,624 |
|   |                    |                    |           |         |

## Memorandum showing the reasons of increase and decrease.

*Column 44.*—There is an increase of 9,027 over the figures of 1916-17. The increase is contributed by all the districts except Larkana, Nawabshah and Hyderabad and is attributed to partition of holdings and new grants. The decrease in the Larkana, Nawabshah and Hyderabad districts is ascribed partly to transfer of land from agriculturists to non-agriculturists and partly to absorption of small holdings by large estates.

*Column 45.*—There is a decrease of 96,130 acres in this column which is contributed by all the districts except Upper Sind Frontier and Thar Parkar and is due partly to transfer of land from agriculturists to non-agriculturists and partly to forfeitures on account of non-payment of Government dues and the operation of the fallow rules. The increase in the Upper Sind Frontier and Thar Parkar districts is attributed to new grants.

*Column 46.*—This shows an increase of 33,184 acres which is contributed by the Upper Sind Frontier, Thar Parkar and Karachi districts. Taking the district individually the largest increase, viz., 41,904 acres occurs in the Upper Sind Frontier district and is ascribed to the rectification of an error. The increase in the Thar Parkar district is small and calls for no comment. In the Karachi district it is attributed to accretion of kacha lands to inam holdings and inclusion of partially alienated lands which were excluded from the previous return. The decrease in the Hyderabad, Nawabshah, Sukkur and Larkana districts is attributed to resumption of inam lands.

*Column 47.*—This shows an increase of 2,930 which is shared in by all the districts except Nawabshah and Hyderabad. It is ascribed partly to purchases from agriculturists and partly to the grant of land to persons who helped in the war. The decrease in the Nawabshah and Hyderabad districts is due to absorption of small holdings by large holdings and to fallow forfeitures.

*Column 48.*—There is an increase of 27,697 acres which is shared in by the Upper Sind Frontier, Sukkur, Larkana and Karachi districts and is ascribed to new grants and transfer of land from agriculturists to non-agriculturists. The decrease in the Nawabshah, Hyderabad and Thar Parkar districts is attributed partly to fallow forfeitures and partly to the absorption of small holdings by large estates.

*Column 49.*—This shows a decrease of 528 acres which is shared in by all the three districts, viz., Sukkur, Hyderabad and Karachi, in which figures under this head were shown in the previous return. In the Sukkur district the decrease is small and calls for no comment. In the Hyderabad district it is due to resumptions and in the Karachi district it is ascribed partly to the rectification of an error and partly to the transfer of a certain area to a village site.

## DISTRICT FORM No. X.

*Statement of realizations under the head of revenue of minor importance in the Province of Sind during the year 1921-22.*

| Name of district.   | Items.              |                |              | Amount.  | Remarks. |
|---------------------|---------------------|----------------|--------------|----------|----------|
|                     | Interest on takávi. | Other revenue. | Ground rent. |          |          |
|                     | Rs.                 | Rs.            | Rs.          | Rs.      |          |
| Upper Sind Frontier | 15,115              | .....          | .....        | 15,115   |          |
| Sukkur              | 55,820              | .....          | .....        | 55,820   |          |
| Larkána             | 49,055              | .....          | .....        | 49,055   |          |
| Nawábshah           | 50,591              | 3,712          | .....        | 54,303   |          |
| Hyderabad           | 21,364              | .....          | .....        | 21,364   |          |
| Thar Parkar         | 56,703              | .....          | .....        | 56,703   |          |
| Karachi             | 50,002              | .....          | 52           | 50,054   |          |
| Total               | 2,98,660            | 3,712          | 52           | 3,02,424 |          |

**STATEMENT A**  
(Vide paragraph 9.)

| Details.   | Amount.             |                   |                  |                   |                       |                 |
|--|---------------------|-------------------|------------------|-------------------|-----------------------|-----------------|
|  | Hyderabad district. | Karachi district. | Sukkur district. | Larkana district. | Thar Parkar district. | Total.          |
|  | Rs. a. p.           | Rs. a. p.         | Rs. a. p.        | Rs. a. p.         | Rs. a. p.             | Rs. a. p.       |
| 1) Total figures given by the Accountant General in his monthly return of land revenue collected | 31,99,991 0 0       | 10,91,174 0 0     | 28,58,292 0 0    | 25,68,615 0 0     | 13,07,661 0 0         | 1,10,06,933 0 0 |
| 2) Total figures shown in Appendix I, columns 26, 29 and 30 combined.                            | 21,02,963 0 0       | 10,46,228 0 0     | 23,24,730 0 0    | 25,76,743 0 0     | 13,13,340 0 0         | 1,10,63,994 0 0 |
| Decrease or increase   | -13,562 0 0         | +4,906 0 0        | -36,438 0 0      | -7,998 0 0        | -5,679 0 0            | -58,701 0 0     |
| <i>Details of decrease or increase.</i>  |                     |                   |                  |                   |                       |                 |
| <i>More—</i>   |                     |                   |                  |                   |                       |                 |
| 1. Adjustment of errors  | 322 0 0             | 1,029 0 0         | 6,402 0 0        | 50,048 0 0        | 960 0 0               | 58,121 0 0      |
| 2. Other collections   | 8,258 0 0           | 2,661 0 0         | —                | 6,262 0 0         | 3,391 0 0             | 21,572 0 0      |
| 3. Collections on account of future years  | —                   | 65 0 0            | —                | —                 | —                     | 65 0 0          |
| 4. Recoveries on account of boundary marks and other items not included in Appendix I            | —                   | 2,663 0 0         | —                | —                 | —                     | 2,663 0 0       |
| Total  | 8,640 0 0           | 7,418 0 0         | 6,402 0 0        | 56,310 0 0        | 3,651 0 0             | 82,421 0 0      |
| <i>Less—</i>   |                     |                   |                  |                   |                       |                 |
| 1. Adjustment of errors  | 3,879 0 0           | 2,416 0 0         | 4,358 0 0        | 50,069 0 0        | 2 0 0                 | 59,714 0 0      |
| 2. Collections on account of current year made last year   | —                   | 96 0 0            | —                | —                 | —                     | 96 0 0          |
| 3. Refunds   | 19,323 0 0          | —                 | 38,422 0 0       | 14,179 0 0        | 9,328 0 0             | 61,252 0 0      |
| Total  | 22,202 0 0          | 2,512 0 0         | 42,840 0 0       | 64,238 0 0        | 9,330 0 0             | 1,41,122 0 0    |
| Net  | -13,562 0 0         | 4,906 0 0         | -36,438 0 0      | -7,998 0 0        | -5,679 0 0            | -58,701 0 0     |

**STATEMENT B.**  
(Vide paragraph 10.)

| Causes.   | Amount.                       |                  |                   |                     |                     |                   |                       |          |
|---|-------------------------------|------------------|-------------------|---------------------|---------------------|-------------------|-----------------------|----------|
|   | Upper Sind Frontier district. | Sukkur district. | Larkana district. | Hyderabad district. | Nawabshah district. | Karachi district. | Thar Parkar district. | Total.   |
|   | Rs.                           | Rs.              | Rs.               | Rs.                 | Rs.                 | Rs.               | Rs.                   | Rs.      |
| 1. Due from the estates that are under the Manager, Incumbered Estates and Court of Wards in Sind | —                             | 4,919            | 947               | 3,424               | 11,409              | —                 | 3,533                 | 21,992   |
| 2. Under postponement granted for sufficient reasons  | —                             | 3,069            | —                 | 26,533              | 21,053              | 21,905            | 23,056                | 95,516   |
| 3. Written off after the close of the year  | —                             | —                | 4                 | —                   | —                   | —                 | —                     | 4        |
| 4. Endeavours for recovery being made   | —                             | 116              | 4,016             | 21,317              | 5,048               | 1,999             | 1,653                 | 34,149   |
| Total   | —                             | 8,104            | 4,967             | 51,274              | 37,510              | 23,604            | 28,242                | 1,53,901 |

STATEMENT C.  
(Vide paragraph 14.)

| Causes.   | Amount.                       |                  |                   |                      |                      |                       |                   |
|---|-------------------------------|------------------|-------------------|----------------------|----------------------|-----------------------|-------------------|
|   | Upper Sind Frontier district. | Sukkur district. | Lárkána district. | Nawáb-sháh district. | Hyder-abad district. | Thar Párkar district. | Karáchi district. |
|   | Rs.                           | Rs.              | Rs.               | Rs.                  | Rs.                  | Rs.                   | Rs.               |
| Under correspondence for postponement of remission or adjustment...                                     | ...                           | ...              | ...               | ...                  | ...                  | ...                   | ...               |
| Due from estates under the protection of the Manager, Incumbered Estates and Court of Wards in Sind ... | 188                           | 7,599            | 2,464             | 12,020               | 938                  | 4,697                 | ...               |
| Recoveries after close of the year ...  | ...                           | ...              | ...               | ...                  | ...                  | ...                   | 1,875             |
| Endeavours for recovery being made.   | ...                           | 74,524           | 81,210            | 51,411               | 79,748               | 21,318                | 2,66,273          |
| Total ...   | 188                           | 82,128           | 83,674            | 63,431               | 80,676               | 26,010                | 2,66,148          |

## STATEMENT D.

(Vide paragraph 14.)

Statement showing the extent of agricultural loan business of Government for the Province of Sind for the years 1916-17 to 1920-21.

| Year.       | Total amount of advances made under |                            | Balance of advances of previous years outstanding. | Total.    | Total recoveries. | Amount written off. | Balance remaining outstanding. |
|-------------|-------------------------------------|----------------------------|--|-----------|-------------------|---------------------|--------------------------------|
|             | Laud Improvement Loans Act.         | Agriculturists' Loans Act. |  |           |                   |                     |                                |
|             | Rs.                                 | Rs.                        | Rs.  | Rs.       | Rs.               | Rs.                 | Rs.                            |
| 1916-17 ..  | 2,29,074                            | 4,32,428                   | 16,55,309  | 23,16,811 | 8,95,274          | 18,888              | 14,02,649                      |
| 1917-18 ... | 2,62,360                            | 6,16,972                   | 14,02,407  | 22,81,739 | 7,60,575          | 1,345               | 15,19,814                      |
| 1918-19 ... | 8,26,869                            | 21,65,508                  | 15,28,882  | 45,20,759 | 7,37,583          | 1,688               | 37,81,488                      |
| 1919-20 ... | 5,33,798                            | 12,41,097                  | 37,82,468  | 55,57,363 | 21,34,531         | 48,700              | 33,74,132                      |
| 1920-21 ... | 7,51,291                            | 16,92,642                  | 38,76,268  | 58,20,196 | 9,96,675          | 20,042              | 48,03,479                      |

*Annual Reports.*

Land Revenue Administration Report of  
the Bombay Presidency, including Sind,  
for the year 1921-22.

## GOVERNMENT OF BOMBAY.

## REVENUE DEPARTMENT.

Resolution No. P.—63.

Bombay Castle, 28th May 1923.

Letter\* from the Commissioner, N. D., No. A.D.M./13 dated 12th December 1922.  
Letter\* from the Commissioner, S. D., No. A.D.M./P.R.B. dated 12th December 1922.

Letter\* from the Commissioner, C. D., No. L.N.D./P.R.B. dated 16th December 1922.

Letter† from the Commissioner, C. D., No. L.N.D./P.R.B. dated 11th January 1923.

Memorandum\* from the Commissioner, Bombay Suburban Division, No. A.D.M./P.R.—1 dated 17th January 1923.

Letter† from the Commissioner, S. D., No. A.D.M./P.R.B. dated 19th January 1923.

Letter† from the Commissioner, N. D., No. A.D.M.—13 dated 10th February 1923.

Memorandum† from the Commissioner, Bombay Suburban Division, No. A.D.M./P.R.—1 dated 12th February 1923.

Memorandum\* from the Commissioner in Sind No. P.—84-I. dated 19th February 1923.

Memorandum† from the Commissioner in Sind No. P.—84-I. dated 13th April 1923.

RESOLUTION.—Both in the Presidency proper and in Sind the 1921-22 season proved favourable. Late rains in the Presidency proper dispelled the anxiety that was felt in the earlier months of the year, particularly in the Southern Division, where some distress had begun to be experienced, although certain parts of the Central Division had deficient rabi crops. The inundation in Sind was excellent and was supplemented by an unusually good rainfall, which however was too heavy in a few places and resulted in floods in the Karachi district occasioning some loss of life both among men and cattle. Water supply was ample everywhere and public health good. Disease appeared among cattle, as usual, but not in epidemic form. The Veterinary Department is devoting special efforts to encourage inoculation.

2. The prices of food-grains fell during the year, although other commodities still remained far above pre-war level, as a result of which there was practically no diminution in the rate of wages except for unskilled labour in the Province of Sind.

3. Trade depression continued and no new industry of any importance was started during the year.

4. The collections of land revenue were extraordinarily satisfactory. The total demand was Rs. 394 lakhs for the Presidency proper and Rs. 113 lakhs for Sind, compared with Rs. 246 lakhs and Rs. 94 lakhs, respectively, in the previous year. Out of this demand collections amounted to Rs. 394 lakhs in the Presidency proper and Rs. 105 lakhs in Sind. To this excellent result the good season of course contributed largely, but Government desire to place on record their appreciation of the meritorious work of all district officers in view of the organised opposition with which they were confronted in certain areas. In the Northern Division an attempt was made to preach the non-payment of taxes, but this movement broke down when a very mild measure of coercion was applied.

\*Submitting the Land Revenue Administration Reports of their respective charges for the year 1921-22, together with the Collectors' and certain Sub-divisional officers' Administration Reports for the year.

†Not printed.

5. The suspended arrears of revenue were reduced in the Northern Division from 42·5 lakhs to 31·1, in the Central Division from 88 to 62 and in the Southern Division from 17·5 to 8. Of these sums suspended, no less than 5 lakhs in Northern Division, 19 lakhs in Central Division, and 1 1/5 lakhs in the Southern Division were remitted chiefly owing to a succession of bad seasons in certain areas.

6. Mainly owing to the favourable season takavi advances were made on a considerably smaller scale than in the preceding year, only Rs. 21·38 lakhs being distributed as against Rs. 1,09·05 lakhs in 1920-21.

7. The quinquennial statements of holdings indicate that the number of non-agriculturist holders are some 10 per cent. of the total and the area held by them is 12 per cent. of the total occupied area, the figures of the different divisions varying considerably—

|                           | Percentage of non-agriculturist holders. | Holdings. |
|---------------------------|--|-----------|
| Northern Division ...     | 16                                       | 5,04,000  |
| Central Division ...      | 8  | 9,31,000  |
| Southern Division ...     | 5  | 5,97,000  |
| Bombay Suburban Division. | 47                                       | 5,000     |
| Sind ...                  | 16                                       | 2,08,000. |

The size of holding varies considerably. In the Northern Division the area under 5 acres is 16 per cent., in Central Division 6 per cent., in Southern Division 8 per cent., in Bombay Suburban Division 28 per cent. and in Sind 2 per cent.

8. In pursuance of their policy of retrenchment Government carried out numerous reductions of establishments during the year under review and their thanks are due to district officers for their ready and loyal response to the calls made upon them.

By order of the Governor in Council,

55.

A. R. DALAL,

Deputy Secretary to Government.

G. R. No. P.—63, R. D., dated the 21st May 1923.

To

- \*The Commissioner in Sind,
- \*The Commissioner, N. D.,
- \*The Commissioner, C. D.,
- \*The Commissioner, S. D.,
- \*The Commissioner, Bombay Suburban Division,
- \*All Collectors, including the Deputy Commissioner, Upper Sind Frontier,
- \*The Settlement Commissioner and Director of Land Records,
- \*The Settlement Commissioner and Director of Land Records, Bombay Suburban Division,
- \*The Director of Agriculture,
- \*The Manager, Encumbered Estates in Sind,
- \*The Resident, Kolhapur, and Political Agent, Southern Mahratta Country States,
- \*The Accountant General,
- \*The Director of Public Health,
- \*The Director of Public Instruction,
- \*The Director of Industries,
- \*The Superintendent, Civil Veterinary Department, Bombay Presidency,
- \*The Educational Department,
- \*The General Department,
- \*The Public Works Department,
- \*The Finance Department,
- The High Commissioner for India (by letter).

\*With copies of the report.

No. of 1923.

Copy forwarded for information and guidance to