U. S. DEPARTMENT OF COMMERCE
R. P. LAMONT, Secretary
BUREAU OF THE CENSUS
W. M. STEUART, Director

FIFTEENTH CENSUS OF THE UNITED STATES : 1930

AGRICULTURE

VOLUME III

TYPE OF FARM

PART 3—THE WESTERN STATES

REPORTS BY STATES, WITH STATISTICS FOR COUNTIES
AND A SUMMARY FOR THE UNITED STATES

PREPARED UNDER THE SUPERVISION OF WILLIAM LANE AUSTIN
CHIEF STATISTICIAN FOR AGRICULTURE

UNITED STATES
GOVERNMENT PRINTING OFFICE
WASHINGTON : 1932

r sale by the Superintendent of Documents, Washington, D. C. - - - - - - - - - - - - - - - - Price $1 75 (Buckr

REPORTS ON AGRICULTURE
AND
THE IRRIGATION AND DRAINAGE OF AGRICULTURAL LANDS

FIFTEENTH DECENNIAL CENSUS, 1930

Volume I.—FARM ACREAGE AND FARM VALUES, BY TOWNSHIPS OR OTHER MINOR CIVIL DIVISIONS

Volume II.—REPORTS BY STATES, WITH STATISTICS FOR COUNTIES, AND A SUMMARY FOR THE UNITED STATES.

- Part 1.—THE NORTHERN STATES
- Part 2.—THE SOUTHERN STATES
- Part 3.—THE WESTERN STATES

Volume III.—TYPE OF FARM—REPORTS BY STATES, WITH STATISTICS FOR COUNTIES, AND A SUMMARY FOR THE UNITED STATES.

- Part 1.—THE NORTHERN STATES
- Part 2.—THE SOUTHERN STATES
- Part 3.—THE WESTERN STATES

Volume IV.—GENERAL REPORT—STATISTICS BY SUBJECTS.

Horticulture. (One volume)

Irrigation of Agricultural Lands. (One volume)

Drainage of Agricultural Lands. (One volume)

VOLUME III—TYPE OF FARM—REPORTS BY STATES, WITH STATISTICS FOR COUNTIES, AND A SUMMARY FOR THE UNITED STATES

This volume is printed in three parts,
with the States arranged as follows:

STATES, BY SECTIONS AND GEOGRAPHIC DIVISIONS

PART 1—THE NORTHERN STATES

NEW ENGLAND DIVISION
- Maine
- New Hampshire
- Vermont
- Massachusetts
- Rhode Island
- Connecticut

MIDDLE ATLANTIC DIVISION
- New York
- New Jersey
- Pennsylvania

EAST NORTH CENTRAL DIVISION
- Ohio
- Indiana
- Illinois
- Michigan
- Wisconsin

WEST NORTH CENTRAL DIVISION
- Minnesota
- Iowa
- Missouri
- North Dakota
- South Dakota
- Nebraska
- Kansas

PART 2—THE SOUTHERN STATES

SOUTH ATLANTIC DIVISION
- Delaware
- Maryland
- District of Columbia
- Virginia
- West Virginia
- North Carolina
- South Carolina
- Georgia
- Florida

EAST SOUTH CENTRAL DIVISION
- Kentucky
- Tennessee
- Alabama
- Mississippi

WEST SOUTH CENTRAL DIVISION
- Arkansas
- Louisiana
- Oklahoma
- Texas

PART 3—THE WESTERN STATES

MOUNTAIN DIVISION
- Montana
- Idaho
- Wyoming
- Colorado
- New Mexico
- Arizona
- Utah
- Nevada

PACIFIC DIVISION
- Washington
- Oregon
- California

LETTER OF TRANSMITTAL

DEPARTMENT OF COMMERCE,
BUREAU OF THE CENSUS,
Washington, D. C., May 10, 1932.

SIR:

I transmit herewith Part 3 of Volume III of the Reports on Agriculture, Fifteenth Decennial Census. Volume III classifies statistics on agriculture by type of farm. This volume consists of three parts, presenting detailed statistics, respectively, for (1) The Northern States, (2) The Southern States, and (3) The Western States. Each part contains a summary for the United States in addition to the separate reports, with statistics by counties, for the States in the area to which it especially relates.

The census of agriculture was taken in conformity with the Act providing for the fifteenth decennial census, approved June 18, 1929. The results of the census of agriculture, 1930, are contained in four volumes: Volume I, Farm acreage and farm values, by townships or other minor civil divisions; Volume II (Parts 1, 2, and 3), Reports by States, with statistics for counties, and a summary for the United States; Volume III, Type of farm (Parts 1, 2, and 3), Reports by States, with statistics for counties, and a summary for the United States; Volume IV, General report, statistics by subjects; and the reports on horticulture, irrigation, and drainage, each in one volume.

The collection and compilation of these statistics and the preparation of this volume were under the supervision of William Lane Austin, chief statistician for agriculture, assisted by Morris J. Hole, assistant chief statistician, and Dr. F. F. Elliott, agricultural economist.

Respectfully,

W. M. STEUART,
Director of the Census.

Hon. R. P. LAMONT,
Secretary of Commerce.

CONTENTS

INTRODUCTION

Scope of report
Census date

EXPLANATION OF TERMS

	Page
Farm	1
Farm operator	1
Farms reporting	1
Tenure:	
Full owners	1
Part owners	1
Managers	1
Tenants	1
Cash tenants	1
Croppers (reported only for Southern States)	1
All other tenants	1
Land in farms	1
Crop land harvested in 1929	2
Pasture land	2
Plowable pasture	2
"Other" pasture (excluding woodland pasture)	2
Value of specified farm property	2
Land and buildings	2
All farm buildings	2
Farmers' dwellings	2
Land, excluding buildings	2
Implements and machinery	2
Value of farm products sold, traded, or used by operator's family	2
Crops	2
Livestock	2
Livestock products	2
Forest products	2
Farm products used by operator's family	2
Receipts from boarders, lodgers, and campers	2
Total value of all products	2
TYPE OF FARM	
Basis of classification	2
Source of income	2
Each type defined	
Cash-grain	3
Basis of classification—Continued.	
Each type defined—Continued.	
Cotton	
Crop-specialty	
Fruit	
Truck	
Dairy	
Poultry	
Animal-specialty	
Stock-ranch	
General	
Self-sufficing	
Abnormal	
Institution or country estate	
Part-time	
Boarding and lodging	
Forest-product	
Horse farm, feed lot, or livestock	
Unclassified	
METHOD OF HANDLING SPECIAL C	
Small summer places owned by nonresidents	
Cropper farms on plantations	
"Home farms" on plantations	
Self-sufficing farms in vicinity of cities	
Farms with land in summer fallow	
Nonbearing orchards	
Crop failure	
Building up or liquidating livestock inventorie	
Grazing farms showing no livestock on hand c	
Determination of kind of cattle sold	
Poultry farms with small number of chickens	
Wild hay on ranches	
Family living discounted in special cases	
Large numbers of livestock with little or no s	
Farms on Indian reservations	
Greenhouses, nurseries, and apiaries	

APPRAISAL OF THE STATISTICS

	Page
Type of farm	5
Value of products	6
Comparability with value statistics in Volume II of the 1930 census agricultural reports	7
DISCUSSION OF MAPS	
Type of farming regions in the United States	
Value of farm products	
Average value, per farm, of farm products	

MAPS

Fig.		Page
1	Map of the United States showing geographic divisions	10
2	Type of farming regions, based on dominant number of farms of a given type, 1930	10
3	Value of farm products sold, traded, or used by operator's family	11
4	Average value per farm of farm products sold, traded, or used by operator's family	11

TABLES FOR GEOGRAPHIC DIVISIONS AND STATES

Table		Page
I	Farms and farm acreage, 1930 and 1929, by type of farm	12
II	Value of specified farm property, 1930, by type of farm	18
III	Value of farm products sold, traded, or used by operator's family; and receipts from boarders, etc; 1929, by type of farm	24
IV	Specified livestock, 1930, and livestock products, 1929, by type of farm	34
V	Type of farm, by size, 1930	46
VI	Type of farm, by specified value of farm products sold, traded, or used by operator's family, 1929	54
VII	Type of farm, by tenure of farm operator, 1930	62
VIII	Specified farm expenditures, 1929, by type of farm	66

COUNTY TABLES

[There are 8 County Tables shown for each State, pages 73 to 427]

Table	
I.	Farms and farm acreage, 1930 and 1929, by type of farm.
II.	Value of specified farm property, 1930, by type of farm.
III.	Value of farm products sold, traded, or used by operator's family; and receipts from boarders, etc; 1929, by type of farm.
IV.	Specified livestock, 1930, and livestock products, 1929, by type of farm
V	Type of farm, by size, 1930.
VI	Type of farm, by specified value of farm products sold, traded, or used by operator's family, 1929
VII	Type of farm, by tenure of farm operator, 1930
VIII	Specified farm expenditures, 1929, by type of farm.

DETAILED CONTENTS FOR STATES

ITEM	Arizona	California	Colorado	Idaho	Montana	Nevada	New Mexico	Oregon	Utah	Washington	Wyoming
	Page	Page	Page	Page	Page	Page	Page	Page	Page	Page	Page
Map of State showing counties, principal cities, rivers, and mountains	258	384	180	118	72	300	230	352	274	318	156
FARMS AND FARM ACREAGE, BY TYPE OF FARM											
Farms	259	385	181	119	73	301	231	353	275	319	157
Farms, size (groups)	268	412	209	140	100	311	247	370	290	338	170
Farm land											
All land in farms, 1930											
Average acreage per farm, 1930	259	385	181	119	73	301	231	353	275	319	157
Crop land harvested, 1929											
Plowable pasture, 1929											
Other pasture (excluding woodland), 1929											
TENURE OF FARM OPERATOR, 1930, BY TYPE OF FARM	270	420	219	148	108	313	252	376	294	344	174
VALUE OF SPECIFIED FARM PROPERTY, 1930, BY TYPE OF FARM											
Land and buildings											
Average value per farm											
Average value per acre	261	390	186	123	78	303	234	356	278	322	159
Farm buildings (including dwellings)											
Farmers' dwellings											
Implements and machinery											
VALUE OF FARM PRODUCTS SOLD, TRADED, OR USED BY OPERATOR'S FAMILY, BY TYPE OF FARM											
All products											
Crops (including plants, flowers, etc.)											
Livestock											
Livestock products	263	396	192	127	83	305	237	359	282	326	162
Forest products											
Farm products used by operator's family											
RECEIPTS FROM BOARDERS, LODGERS, ETC.											
SPECIFIED LIVESTOCK, 1930, BY TYPE OF FARM											
Horses and mules, excluding colts											
Cows and heifers kept mainly for milk											
Cows and heifers kept mainly for beef											
Other cattle, including calves											
Sows and gilts											
Other hogs, excluding pigs under 3 months old											
SPECIFIED ITEMS (LIVESTOCK AND LIVESTOCK PRODUCTS), BY TWO TYPES OF FARMS											
Steers, 2 years old and over (ranches and all other farms)											
Sheep, excluding lambs (ranches and all other farms)	266	404	200	133	91	308	242	364	286	332	166
All cows milked (dairy and all other farms)											
Of beef or dual purpose breeding (dairy and all other farms)											
Milk produced (dairy and all other farms)											
Production, per cow (dairy and all other farms)											
Whole milk sold (dairy and all other farms)											
Cream sold as butterfat (dairy and all other farms)											
Chickens over 3 months old on farms, Apr 1, 1930 (poultry and all other farms)											
Chicken eggs produced (poultry and all other farms)											
Production, per chicken on hand (poultry and all other farms)											
SPECIFIED VALUE (GROUPS) OF FARM PRODUCTS SOLD, TRADED, OR USED BY OPERATOR'S FAMILY, 1929, BY TYPE OF FARM	269	416	214	144	104	312	250	373	292	341	172
SPECIFIED FARM EXPENDITURES, 1929, BY TYPE OF FARM											
Feed											
Fertilizer	271	424	224	152	112	314	254	379	296	347	176
Labor											

COUNTY TABLES

[There are 8 County Tables shown for each State, pages 73 to 427]

TABLE											
I—Farms and farm acreage, 1930 and 1929, by type of farm	259	385	181	119	73	301	231	353	275	319	157
II—Value of specified farm property, 1930, by type of farm	261	390	186	123	78	303	234	356	278	322	159
III—Value of farm products sold, traded, or used by operator's family, and receipts from boarders, etc., 1929, by type of farm	263	396	192	127	83	305	237	359	282	326	162
IV—Specified livestock, 1930, and livestock products, 1929, by type of farm	266	404	200	133	91	308	242	364	286	332	166
V—Type of farm, by size, 1930	268	412	209	140	100	311	247	370	290	338	170
VI—Type of farm, by specified value of farm products sold, traded, or used by operator's family, 1929	269	416	214	144	104	312	250	373	292	341	172
VII—Type of farm, by tenure of farm operator, 1930	270	420	219	148	108	313	252	376	294	344	174
VIII—Specified farm expenditures, 1929, by type of farm	271	424	224	152	112	314	254	379	296	347	176

CENSUS OF AGRICULTURE: 1929 AND 1930

TYPE OF FARM

INTRODUCTION

Scope of report.—Statistics by type of farm are presented in a detailed way for the first time in the 1930 census. In the 1900 census a somewhat similar classification was made, but on a different basis and in considerably less detail. There are, therefore, no comparative figures for this classification in previous census reports.

The following data, classified by type of farm, are presented in this report. Number of farms, farm acreage; value of specified farm property; value of farm products sold, traded, or used by operator's family; receipts from boarders, lodgers, and campers; specified livestock and livestock products; size of farm; specified value (groups) of farm products sold, traded, or used by operator's family; tenure of farm operator, and specified farm expenditures (feed, fertilizer, and labor)

The Bureau of the Census employed the same methods of enumeration in the census of 1930 that were used heretofore; the figures are, therefore, the results obtained from the tabulation of the information given census enumerators by the farm operators in a personal canvass of the individual farms and ranges of the United States

In the presentation of these statistics the States are arranged by geographic divisions to facilitate their study by broad agricultural regions.

Census date.—The data for inventory items relate to April 1, 1930; and for livestock products, "family living", expenses, and sales, for the year 1929.

EXPLANATION OF TERMS

Farm.—A "farm," for census purposes, is all the land which is directly farmed by one person, either by his own labor alone or with the assistance of members of his household or hired employees. The land operated by a partnership is likewise considered a farm A "farm" may consist of a single tract of land or of a number of separate tracts, and these several tracts may be held under different tenures, as when one tract is owned by the farmer and another tract is rented by him.

When a landowner has one or more tenants, renters, croppers, or managers, the land operated by each is considered a farm. Thus on a plantation the land operated by each cropper or tenant was reported as a separate farm, and the land operated by the owner or manager with or without wage hands likewise was reported as a separate farm. The enumerators were instructed not to report as a farm any tract of land of less than 3 acres, unless its agricultural products in 1929 were valued at $250 or more

Farm operator.—A "farm operator," according to the census definition, is a person who operates a farm, either performing the labor himself or directly supervising it.

Farms reporting.—The term "farms reporting," as used in the tables, means the number of farms for which were reported the particular item, or items, shown in the particular table. For example, if only one-half of the farms in a State or county reported sheep on hand, the other half did not have sheep to report.

Tenure.—Farm operators are classified, according to the tenure under which they operate their farms, into four general classes, as follows:

Full owners are farm operators who own all the land which they operate

Part owners are farm operators who own part of the land which they operate, and rent and operate additional land Part owners, therefore, have some of the characteristics of full owners and some of the characteristics of tenants

Managers are farm operators who operate farms or ranches for the owners, receiving wages or salaries for their services

Tenants are farm operators who operate hired land only. In this report separate figures are shown for three classes of tenants—namely, (1) cash tenants who pay a cash rental, as $7 per acre for crop land or $500 for the use of the whole farm; (2) croppers (reported only for the Southern States), who are defined as share tenants, to whom landlords furnish all the work animals, and (3) all other tenants, including those giving a share of the products for the use of the land or a share for part and cash for part.

Land in farms.—The acreage designated as "All land in farms" includes considerable areas of land not actually under cultivation and some not even used for

pasture, since each farmer was asked to report as a unit all the land under his control, or rather all the land which he thought of as a part of his farm Isolated tracts of timberland and other areas not connected with the farm were not included.

Crop land harvested in 1929 comprises all land from which cultivated crops were harvested, all land from which hay was cut (including wild hay cut within the limits of the farm), and all land in small fruits, orchards, vineyards, gardens, nurseries, and greenhouses. A given acreage was counted but once, even though two or more crops were harvested from it.

Pasture land.—The total pasture land consists of three classes of land, only two of which are shown in this volume, the third being designated as woodland pasture. The classes shown are:

1 **Plowable pasture,** comprising land used only for pasture in 1929 which could have been plowed and used for crops without clearing, draining, or irrigating

2 **"Other" pasture,** comprising all land used for pasture in 1929 which was not included under "Plowable pasture" or "Woodland pasture"

Value of specified farm property.—The farmer was asked to report, first, the total value of his farm (land and buildings), including all the land which he operated, both owned and hired, whether operated by himself or managed for others. He was asked to give the current market value—that is, the amount for which the farm would sell under normal conditions, not at forced sale. The tabulated results of this inquiry are shown as value of "Land and buildings" and represent the total value of farm real estate

Farm buildings.—The farmer was also asked to report the value of all farm buildings on his farm and of his dwelling house alone. These values were necessarily estimated, and the figures obtained are probably somewhat less satisfactory than the figures for the total real-estate value The question calling for the value of the farmer's dwelling appeared on the general farm schedule for the first time in 1930.

Value of land, excluding buildings—This value was obtained by subtracting the value of all buildings from the basic value of land and buildings together

Implements and machinery.—The value of farm implements and machinery is the combined value of automobiles, trucks; tractors; tools; wagons; harnesses, dairy equipment; cotton gins; threshing machines, combines; apparatus for making cider, grape juice, and sirup, and for drying fruits; and all other farm machinery The value of commercial mills and factories located on the farm was not included

Value of farm products sold, traded, or used by operator's family.—Five questions relating to the value of farm products sold, traded, or used by the operator's family, and one question relating to receipts from boarders, lodgers, and campers, were included in the general farm schedule of 1930 These questions covered the following items.

Value of crops sold, traded, or to be sold, includes the value of grains, cotton, tobacco, hay, vegetables, fruits, plants, flowers, and all other crops harvested in 1929 which had been or were to be sold or traded.

Value of livestock sold or traded, includes only the value of domestic animals, sold or traded in 1929.

Value of livestock products sold or traded, includes the value of milk, cream, butter, butterfat, meat, poultry, eggs, honey, wool, mohair, and other livestock products, sold or traded in 1929

Value of forest products sold, includes the value of saw logs, veneer logs, firewood, pulpwood, fence posts, railroad ties, poles, piling, bark, turpentine, gum, etc, sold in 1929

Value of farm products used by operator's family, includes the value of meat, milk, poultry, eggs, honey, vegetables, fruits, firewood, etc, furnished by the farm for the use of the family of the operator in 1929 (rent of farmer's dwelling excluded), as reported by the farm operator.

Receipts from boarders, lodgers, and campers, includes income received from boarders, lodgers, and campers (but excludes the value of board and lodging for persons working on the farm).

The total value of all products is the sum of the value of crops, livestock and livestock products, *sold or traded*, forest products *sold*, and products *used by* the operator's family, but excludes receipts from boarders, lodgers, and campers

TYPE OF FARM

The following types of farms based on principal source of income have been differentiated: General, cash-grain, cotton, crop-specialty, fruit, truck, dairy, animal-specialty, stock-ranch, poultry, self-sufficing, abnormal, and unclassified

The abnormal type is divided into five subtypes: Institution or country estate; part-time; boarding and lodging; forest-product; and horse farm, feed lot, or livestock dealer.

Basis of classification.—The inclusion, on the general farm schedule, of the questions on the value of farm products sold, traded, or used by operator's family provided the basis for classifying the farm by type. The value of products from a particular source in relation to the value of products from all sources was the primary basis used in the classification. "Source" relates to the product or products from which the income is derived, resulting from the sale of a single product in certain cases and from the sale of a group of products in other cases. Products used on the farm itself are not included, except those for family consumption the value of which was reported by the farmer.

In certain cases, notably for crops and livestock products, the values reported on the general farm schedule were for the entire group of such products, instead of for each separate crop or livestock product sold. In such cases, before the farm could be classified by type, it was necessary to break down these totals to determine the amount or proportion attributable to each product or group of products which comprised each type. This was readily done by applying average prices to each of the products shown on the schedule

as sold, or to those in excess of farm requirements for feed, seed, etc. and for the use of the farm operator's family.

Having the income segregated by different sources, the next problem involved in the classification had to do with the selection of the exact percentage of the income which each source should represent of the total income before the farm could be classified under a particular type. After a study of the various percentages, it was finally decided to classify a farm under a particular type if it received 40 per cent or more of its income from a particular source. This percentage is arbitrary, but its final selection was based upon a number of considerations.

It was important, in the first place, to select a percentage which would reflect satisfactorily the dominant enterprise and at the same time not show too many farms in a "general" farm class. Furthermore, an examination of farm income by source disclosed, for most of the important agricultural regions of the country, that the majority of farms in such areas received not greatly in excess of 40 per cent of their income from one source. The use of a percentage greater than 40 would have resulted in segregating farms into a particular *type group* which received a very high proportion of their income from one source; but the classification would have been less satisfactory for all farms in that the bulk of the farms would have been put in a "general" farm group. The use of a percentage less than 40 would have failed to differentiate clearly any one particular group of farms, but would have thrown all farms into a very few large groups, thereby defeating the purpose of the classification.

For each of the major types here listed, sales (or anticipated sales) of products, or groups of products, had to represent 40 per cent or more of the total value of "all products" of the farm before the farm was classified under a particular type as follows:

Cash-grain.—Corn, wheat, oats, barley, flax, rye, emmer and spelt, buckwheat, rice, and grain sorghum

Cotton.—Cotton (lint) and cottonseed.

Crop-specialty.—Sweet sorghum for sirup, sugarcane, sugar beets, maple sugar and sirup, soybeans, cowpeas, velvetbeans, ripe field peas and beans, tobacco, hay, peanuts, potatoes (Irish or white), sweetpotatoes, mushrooms, hops, broomcorn, and other field crops.

Fruit.—Small fruits, tree fruits, nuts, and grapes.

Truck.—All vegetables sold.

Dairy.—Milk, cream, butterfat, butter, and dairy cows and calves.

Poultry.—Chickens, ducks, geese, turkeys, and eggs

Animal-specialty and stock-ranch.—All classes of meat animals, such as beef cattle, sheep, and hogs; also wool, mohair, and slaughtered animals; for both types.

The chief distinction between "stock-ranch" and "animal-specialty" farms lies in the ratio of the pasture land to the crop land. A "stock-ranch" is a type of organization in which chief emphasis is placed upon the production of livestock by *grazing*, while an "animal-specialty" farm is one in which more emphasis is placed upon the *production of crops* and *feeding* of livestock

In the case of either type, sales of beef cattle, sheep, and hogs, or wool and mohair, had to represent 40 per cent or more of the total value of all products of the farm

In differentiating "stock-ranch" from "animal-specialty" farms it was found necessary, because of variation in the quality of pasture in different parts of the United States, to use two limits for this ratio of crops to pasture, one for the territory lying, roughly, east of a line extending north and south through the approximate middle of the States of North Dakota, South Dakota, Nebraska, Kansas, Oklahoma, and Texas, and the other limit applying to the area west of this line.

Thus *east* of this line, where the acreage in pasture was five times the acreage in crops, it was classified as a "stock-ranch," and where less than five times the acreage in crops, as an "animal-specialty" farm. West of the designated line, a larger ratio applied, so that where the acreage in pasture was ten times that in crops, it was classified as a "stock-ranch," and where less than ten times the acreage in crops, it was classified as an "animal-specialty" farm.

In the western United States, farms reporting considerable numbers of cattle or sheep and little or no pasture land, but which were evidently using public land for grazing, were classified as stock ranches

The basis for classifying the remaining two major and the abnormal types was as follows.

General.—Farms were classified as "general" where the value of products from any one source did *not* represent as much as 40 per cent of the total value of all products of the farm. If the value of products from each of two sources represented 40 per cent or more of the total, the farm was classified as "general," except for specialized combination types, such as cotton-tobacco, fruit-truck, dairy-poultry, and other similar combinations, when it was classified as one or the other of these types, depending upon which was dominant in the locality.

Self-sufficing.—Where the value of the farm products used by the family was 50 per cent or more of the total value of all products of the farm it was classified as "self-sufficing"

Abnormal.—For convenience, farms of unusual types, which differed markedly from ordinary farms, were designated "abnormal." This class was divided into five subtypes, which are defined specifically as follows:

INSTITUTION OR COUNTRY ESTATE.—*Institution.*—Wheret he farm was owned or operated by a public or semipublic agency, for example—a school, college, church, foundation, or asylum. *Country estate.*—Where the value of the residence was $25,000 or more, on farms consisting of 10 acres and over.

PART-TIME.—Where the operator spent 150 days or more at work for pay at jobs not connected with his farm, or reported an occupation other than farmer, provided the value of products of the farm did not exceed $750.

BOARDING AND LODGING.—Where the receipts from boarders, lodgers, and campers represented 50 per cent or more of the total value of all products and receipts of the farm.

FOREST-PRODUCT.—Where the value of forest products sold represented 50 per cent or more of the total value of all products of the farm

HORSE FARM, FEED LOT, OR LIVESTOCK DEALER.—*Horse farm.*—Where the value of horses or mules sold represented 50 per cent or more of the total value of all products of the farm; or when from inventory items on the schedule it was evident that the principal business was the production of horses or mules. *Feed lot.*—Where the value of beef cattle, sheep, and hogs sold represented 50 per cent or more of the total value of all products of the farm and where the acreage in the farm was small, little

or no crop production, and expenditures for feed large *Livestock dealer* —Where large numbers of livestock were reported under both purchases and sales, little or no feed being either produced or purchased, little or no pasture reported, and the operator reported an occupation other than farmer, or spent a number of days at work for pay at jobs not connected with his farm, and where the value of livestock sold represented 50 per cent or more of the total value of all products of the farm

Unclassified —Where the farm was not operated in 1929, or where there was an incomplete report of the quantity of crops, livestock raised and sold, or where other information was missing or incomplete, the farm was not classified by type.

METHOD OF HANDLING SPECIAL CASES

The use of income alone as a basis for type classification had to be modified somewhat to take certain peculiar situations into account Gross income alone does not give a correct index of type—for example, where there is a total or partial crop failure, where the income from a particular enterprise is indicated only by an increase in inventory, or where there has been a liquidation of inventory items. Likewise, for such abnormal types as institution farms, country estates, and part-time farms, income alone is not sufficient to determine the type classification. These and other conditions led to the development of special rules for handling unusual cases The more important of these follow.

Small summer places owned by nonresidents —On small summer places owned by nonresidents where only hay was grown, or where production of other crops was negligible and the value of products did not amount to $250 or more, the farms were classified as "part-time" farms

Cropper and "home" farms on plantations —*On cropper farms* in the cotton and tobacco sections of the South the operator frequently reported spending 150 days or more at work for pay at jobs not connected with his farm Such farms were not classified as "part-time" farms since it was assumed that the time spent off the farm really was the time spent in working for the plantation owner *The "home farm" of the plantation* was classified as a "cotton" farm even though no sale of cotton was shown on the schedule reporting the operations of the plantation owner, except in unusual cases, where the value of some product other than cotton represented a larger proportion of the total income than did the value of cotton from the entire plantation It is characteristic on such plantations for the plantation owner to rent all or most of the cotton land to croppers, or share tenants, while the owner on the "home farm" produces, largely, the feed for the work animals The plantation owner also frequently buys all the fertilizer and materials used and keeps the livestock in a central barn. This situation gives rise to a difficulty in computing the averages per farm for items such as expenditures for feed, fertilizer, and labor; and for the number of animals, since the averages are computed on a *farm reporting basis*, in cases where the plantation owner reports such expenditures for the entire plantation the averages necessarily would be higher than would be the case were all the croppers to report expenditures for their units separately.

Self-sufficing farms in the vicinity of cities —Farms frequently were found adjacent to urban centers which apparently were occupied by people usually well past middle age who had retired from active business pursuits It was evident from the value of the residences and character of improvements that these farms were not actually "self-sufficing" farms. It was obvious that the operator did not depend entirely upon the farm for a livelihood, but relied in part upon savings, or income from other sources. Although such farms were not true "self-sufficing" farms they fitted in with this classification better than any other available and were so classified

Farms with land in summer fallow.—In certain of the dry-land-farming wheat areas of the west and southwest a customary practice is to rotate the wheat crop with fallow On small farms it occasionally happens that the entire farm will be in wheat one year and fallow the next year The usual practice, however, is to have one-half or one-third of the crop land in grain or fallow each year Whenever such a farm was entirely in fallow, or reported crop failure, and it was apparent from other information on the schedule that the farm was a grain farm, or would be in grain the next year, it was classified as a "cash-grain" farm In the new combine-harvester areas in the western section of the Great Plains where land formerly in range was being put under the plow and fallowed preparatory to cropping, the farm was classified as a "cash-grain" farm

Nonbearing orchards —On farms where new orchards were being developed and it was apparent that the care of the orchard was the main business, such farms were classified as "fruit" farms When such orchards were 5 acres or less in size, or cotton, truck, or other crops were grown between the fruit trees, the farm was classified according to the source of income which reported 40 per cent or more of the total receipts In the lower Rio Grande Valley of Texas this situation was particularly in evidence, but was true more or less in all areas where intercropping is practiced

Crop failure —If a crop that failed could be reasonably identified and it apparently represented the major crop of the farm, the farm was classified according to the type that represented the *crop failure*, similarly, if there was only partial crop failure as evidenced by a low yield, the farm was classified according to the type representing that crop, provided the farm would have been so classified had there been a normal yield

Building up or liquidating livestock inventories —In the ranch areas of the West, farms reporting no sales of livestock and on which it was apparent that the normal increase of livestock was being kept to build up the herd, were classified as stock ranches Conversely, when dairy and livestock farms were liquidating the herd preparatory to going out of business or shifting to other lines of production, the value of such animals was not considered or was discounted in classifying the farms by type.

Grazing farms showing no livestock on hand or sold.—Farms were found occasionally throughout the country, but particularly in the "Flint Hills" of east central Kansas, which reported receipts from the sale of pasture, but showed neither sale of livestock nor livestock on hand, in such cases the farms were classified as stock ranches The income received from the rental of the pasture on these farms was considered income derived from crops

Determination of kind of cattle sold —In classifying dairy farms the sale of dairy animals was added to the sale of dairy products to obtain the total income from dairy sources Frequently it was difficult to determine the kind of cattle sold. In such cases the procedure was as follows. Cattle, of course, were considered as dairy cattle when there were no beef cattle shown on the schedule, likewise, when beef cows were reported milked and their number was one-fourth or less of the total number of cows milked, the cattle sold were considered as dairy cattle, provided that no beef cattle were fattened and sold.

Veal calves were considered as dairy animals and their value was added to the value of dairy products in classifying dairy farms. In New York and Pennsylvania particularly, the statistics show more farms classified as "dairy" farms than the number of "dairy" farms reporting cows milked. This resulted from the fact that the cows on certain farms were not milked, but the milk was marketed through veal calves.

Poultry farms with small number of chickens.—Frequently farms were classified as "poultry" farms even though they reported but few chickens This situation obtained where the sale of chickens, turkeys, baby chicks, ducks, and geese were the predominant source of income. This fact, also, seriously affected the relation of egg production to the number of chickens on farms April 1, 1930

Wild hay on ranches.—In distinguishing "stock-ranch" from "animal-specialty" farms the acreage in wild hay was considered as pasture land in calculating the ratio of crop land to pasture land. Furthermore, if it was apparent from the schedule that roughage was used for feeding the livestock through the winter (little, if any, being sold) the farm was classified as a stock-ranch, provided it was a ranch in all other respects

Family living discounted in special cases.—On small cotton or tobacco farms in the South where the principal source of income and the value of family living were of about equal importance, the farm was classified either as "cotton" or "crop-specialty" Ordinarily, for example, a farm reporting as much as 5 acres of cotton or producing at least 2 bales of cotton, or harvesting 3 acres of tobacco, was classified as a "cotton" or a "crop-specialty" farm even though the value of cotton or tobacco may have been somewhat less than the value reported for family living

Large numbers of livestock with little or no sales—In the Southern States particularly, farms were frequently found which reported relatively large numbers of livestock on hand though but few animals were reported as sold This situation usually was accepted since the general practice in this section is to allow the stock to range widely unattended. The values of livestock sold, also, were sometimes relatively low when compared with the number on hand

Farms on Indian reservations—Farming on Indian reservations ordinarily was so inconsequential that the farms were classified as "self-sufficing" farms even though relatively small values for family living were shown. Occasionally, however, an Indian farm operator would be found whose operations were of such magnitude as to make him a bona fide farmer In such cases his farm was classified according to the dominant source of income. Farms operated by Indians not on reservations were classified like other farms according to the dominant source of income Many such farms were found in the ranching areas

Greenhouses, nurseries, and apiaries—The original intent was to make a separate type classification for the greenhouses, nurseries, and apiaries, but physical limitations made it necessary to include them with those "unclassified."

APPRAISAL OF THE STATISTICS

Type of farm.—In interpreting the statistics by type of farm it is important to remember that a classification of farms by type was made in a detailed way for the first time in the 1930 census. The results, therefore, probably do not constitute as finished a piece of work as would have resulted with more experience as a background. The work was of a pioneering nature. Considerable difficulty was encountered, at the outset, in formulating the exact meaning of each type of farm. In order that there would be no difficulty in identifying the type, from the data on the general farm schedule, it was necessary that the definition for each type be as precise as possible and not subject to misinterpretation It was also impossible to foresee all the difficulties which did arise The farming systems, in the United States, are so diverse in character that broad general rules of classification did not accurately cover all cases. Extreme cases had to have careful individual study to determine just what problems were involved before the type could be determined.

Apart from the usual careful analysis made by the Bureau of the Census of all its statistics, numerous additional checks had to be devised for verifying the accuracy of the classification used. It is believed that as a result of these precautions, the major portion of the possible errors in classification was eliminated. The way in which the classifications for adjacent counties and States fit together and harmonize with studies made by other investigators confirms the belief that they are substantially correct.

In addition to the question of accuracy, certain other considerations should be given attention when interpreting these results.

In the first place, the exact basis of classification used should be kept clearly in mind With the exception of some of the "abnormal" farms, and certain unusual cases, *income* was the primary basis used for classifying the farm, and furthermore, a certain definite percentage (40 per cent or more) of the total income had to come from a particular source before the farm could be so classified. Although income is probably the best single measure for determining type of farm that has yet been devised, in that it provides a common denominator to which the relative importance of all enterprises may be reduced, its use for a particular year may be open to the objection that the normal relationship between prices of particular products may be temporarily out of balance, or yields for a particular year may be out of line due to climatic disturbances. To the extent that such situations existed a different type classification obviously resulted than would have been the case if normal relationships had prevailed

Probably the most stable type classification that could be obtained would be that of applying long-time average prices to long-time average production on individual farms. Such detailed data, of course, were not available for the 1930 census classification, which had to be made on the *gross value* of products sold, traded, or used by the operator's family for the one year (1929), as reported by the farmer. An examination of the 1929 price relationships for different agricultural products, however, reveals no greater distortions for

that one year than obtained during the preceding 5 years. It is probable, therefore, that the resulting classification of farms by type is not greatly different from that which would have been obtained had the average values for the previous 5 years been available

Were the classification used for another year, under somewhat different conditions, most marked changes probably would be found in the "general" farming areas. No doubt farms which would classify as "general" under one set of price relationships, might conceivably classify under a different type, such as, "dairy," "poultry," or "cash-grain," were the prices of the products for these particular types to change relative to the prices of other products found on these farms However, in intensive "dairy," "cash-grain," "cotton," "fruit," "truck," and "crop-specialty" areas, it is probable that little change in the present type classification would result. This arises from the fact that in such areas the income from the one source is usually outstanding in relation to the income from other sources

The use of 40 per cent as the division point for classifying farms, by type, resulted in a situation peculiar to "general" farms which should be given consideration. Farms were classified as "general" farms if they did not receive as much as 40 per cent of their income from any one source. In certain areas, however, farms were frequently found which received 40 per cent from each of two sources, and the problem arose as to which type group they belonged Such farms were particularly prevalent in the cotton, peanut, and tobacco areas in the South Atlantic States, in western New York, and in other areas, whenever most of the income came from two sources which were of about equal importance. Such specialized combination types were not classified as "general" farms, but as one or the other of the types shown by the combination depending upon which type was dominant in the locality

In interpreting the results of the classifications in such areas, therefore, it should be kept in mind just what was done and recognize the fact that some of the farms found in the dominant type group are not strictly of that type, but are combination types

Were the classification repeated it probably would be desirable to change the method of classification somewhat so as to recognize more adequately these specialized combination types. This could be accomplished by using two percentages for the classification—one to segregate the highly specialized farms, and the other to apply to the combination types, with income from two sources amounting to possibly 60 or 70 per cent or more of the total income.

Cognizance should be taken of still another factor in interpreting these results. In a general way, farms of a given type in the same county or area will have the same broad characteristics, but may differ considerably from those in some other county or area. In making numerical comparisons of farms of a given type by selected counties, or by geographic divisions, or by States, therefore, recognition should be given to this fact. The characteristics of "crop-specialty" farms, particularly, vary quite markedly in different parts of the country This arises from the fact that there are so many different crops grouped under this type. While for the United States, as a whole, this type may lack definiteness, in particular counties or local areas it is quite definite and distinct.

Similarly, the products comprising the source of income on general farms vary widely. For example, in most of Ohio the principal products on "general" farms are dairy, poultry, livestock, and grain; in Michigan, dairy, poultry, beans, and potatoes; and in western New York, beans, potatoes, cabbage, fruit, poultry, and dairy

Likewise farms of the same type vary widely in size, so much so that care must be exercised in interpreting the relative importance of a particular type in different parts of the country simply on a numerical basis.

All of these varying characteristics should be kept in mind when interpreting statistics by type of farm.

Value of products.—The accuracy of the statistics on value of products, as reported in this volume, should be judged from two viewpoints—as measuring the relative importance of the different producing groups, and as measuring the gross agricultural income of particular counties, States, or the United States as a whole.

The value of products sold, traded, or used by the operator's family, reported for the different types of farms, probably measures quite satisfactorily the relative proportion of the gross income derived from different producing groups. A somewhat different picture of the relative importance of the different types of farms probably would be shown, however, were the comparison shown on a net rather than on a gross basis. This arises because different types of farms represent varying degrees of intensity of production. It is not valid, consequently, to assume that two different types of farms receiving the same gross income would have the same net income

The total value of products sold, traded, or used by the operator's family for the different divisions, States, or counties, on the other hand, is not a true measure of the gross agricultural income for any of these areas The value of products as reported by the individual farmer on the general farm schedule, represents the gross agricultural income on that farm. When the separate farm reports are combined into State totals, however, the resulting total does not measure the gross income for the county or State. This is due to duplication arising from interfarm sales, which in certain areas, particularly the feeding areas of the Middle West, are of considerable importance. To

the extent that farmers in one county or State sell grain or livestock to other farmers in that same county or State, who in turn resell the livestock or remarket the grain in the form of livestock, there is duplication or double counting.

The totals, also, do not include the value of products for farms which were not classified by type. For the United States, 288,766 farms or 4 6 per cent of the total were unclassified by type. If the value of products on these farms were added to the total, it probably would be increased 4 or 5 per cent.

Furthermore, in analyzing results as reported on the general farm schedule, there was noted a distinct tendency for farmers to be conservative in reporting the value of dairy products. This apparently arose from the farmer being unduly influenced by the prices of dairy products prevailing at the time of enumeration, April 1930. There was a decline in the price of dairy products from the middle of 1929 to the spring of 1930 when the enumeration was made. In reporting the value of dairy products sold in 1929, some farmers apparently tended to apply the prices prevailing April 1, 1930, to the quantity sold in 1929, rather than to apply the average prices prevailing in 1929, to the quantity sold in that year. This probably resulted in a slight understatement of the value of dairy products sold, particularly in the States bordering the Great Lakes.

In the cotton areas of the Southern States, it was impossible to determine whether the value of cotton sold also included the value of cottonseed. Probably, in many cases, the seed was either partly or totally excluded. It is not an uncommon practice for farmers to use the seed to pay the cost of ginning, or for feed, fertilizer, or seed. Whenever a farmer used cottonseed for any one or all of these purposes, the likelihood is that the value of cotton reported by him included only the lint plus such proportion of the seed not so used.

There are certain other limitations pertaining to some of the items which should be kept in mind when interpreting the value figures. The value figure reported for forest products sold, for example, is probably the least satisfactory of all the farm product values shown. While the intent of the question was to obtain only the value of forest products sold in 1929, which were cut in 1929, the inquiry was open to possible misinterpretation. It is not possible, therefore, to determine whether the value of forest products sold includes only those cut in 1929, or whether it, also, includes those cut in years prior to 1929 but sold in that year. In the turpentine and resin areas and the regions producing mining timbers, frequently a value of products was shown with no forest products reported as cut, there being no provision on the general farm schedule for reporting the quantity of such items. These values were usually accepted as reported but were roughly checked against the land in woodland to determine if they were reasonably accurate.

In interpreting the total value of products on "animal-specialty" farms, particularly the value of livestock sold, it should be understood that this value includes the entire value of the finished animal sold with no deduction made for the cost of the original feeder. This probably, in the main, explains why the average value of products on "animal-specialty" farms is considerably higher than on "cash-grain" farms of approximately the same size

One other consideration which has to do with changes in inventories, also, should be kept in mind in interpreting these statistics; they do not take into account net increases or decreases in inventory, hence, they fail to reflect the gross agricultural income to this extent.

Comparability with value statistics in Volume II of the 1930 census agricultural reports.—The value of products sold, traded, or used by operator's family as shown in County Table III of this volume, is not closely comparable with the gross value of crops harvested, and livestock products sold shown separately in County Table X, Volume II referred to above. In that table values were obtained by applying average prices to the total quantity of crops harvested, forest products cut in 1929, and quantity of livestock products sold; thus the totals include values for all crops *harvested*, of livestock products sold, and butter churned, but exclude certain products, such as animals sold alive and those slaughtered for food (whether sold or consumed by the operator's family), and hides and skins sold. The values in this volume, however, represent only the value of products *sold or to be sold or traded* (including animals sold alive and slaughtered) as reported by the farmer; they do not include the value of feed and other products consumed on the farm, except those used by the operator's family, or the value of products of farms unclassified by type.

In the intensive fruit areas, particularly California, there is some difference between the value of the fruits and nuts produced and the value of the products sold.

The difference is due to two main causes. The values computed in the other volume cover value of all fruit harvested. The portion produced but withheld from the market and not sold, of course would not be included with that sold. The other cause of difficulty is the difference in values when computed on a fresh-fruit basis and when computed on a dried fruit, or other basis for sale.

In Florida, in the fruit areas under quarantine because of the Mediterranean fruit fly, farmers frequently reported either *no* value for fruit sold, or a very low value in relation to the quantity of the fruit harvested or to the size of the orchard. This condition, probably, accounts for the difficulty encountered in this area in harmonizing the value statistics shown in this volume with those shown in Volume II of the 1930 census agricultural reports.

DISCUSSION OF MAPS

Type of farming regions in the United States.—The map (fig 2), page 10, shows type of farming regions in the United States based on dominant number of farms of a given type, 1930. That is, the limits of each region are determined by the type of farm most frequently found there. Obviously a somewhat different grouping would result were type of farming regions based on dominant area in farms of a given type, dominant value of property, or dominant value of products of a given type, or were other basis used This map, consequently, should not be construed as presenting type of farming regions other than those based on *dominant number* of farms.

An examination of this map discloses that dairying is the dominant type of farming in the northeastern section of the United States and along the Pacific Coast in Washington, Oregon, and northern California Cash-grain farming is dominant in east central Illinois and the adjacent territory of Indiana, in northwestern Iowa, Texas (the Panhandle), and Oklahoma, the western two-thirds of Kansas, southern and western Nebraska and the adjacent counties of Colorado, North Dakota, and much of South Dakota, Montana, eastern Oregon, Washington, and west central Idaho Animal-specialty, or livestock farming, is dominant in Iowa, southwestern Minnesota, southeastern South Dakota, eastern Nebraska, northeastern Kansas, northern Missouri, northwestern Illinois, and central Indiana and Ohio Ranching is dominant in the "Sand Hills" of north central Nebraska, western South Dakota, southeastern and southwestern Montana, Wyoming, northern and western Colorado, central and western New Mexico, southwestern Texas, the major portion of Arizona, southern Utah, most of Nevada, and local areas of California and Oregon. General farming is dominant in Pennsylvania, much of Ohio, Indiana, Michigan, southern Illinois, southern Missouri, southeastern Kansas, and northeastern Oklahoma. Crop-specialty farming is dominant in Kentucky, northern Tennessee, southern Virginia, the northern half of North Carolina, northeastern South Carolina, southeastern Georgia, southern Louisiana, northern New Mexico, central Colorado, south central Montana, north central Wyoming, and southern Idaho. Cotton farming is dominant in the Southern States and in some of the irrigated portions of New Mexico, Arizona, and California. Truck farming is dominant in the vicinity of many cities, in localities along the Atlantic Coast, and in parts of California, Florida, and southern Texas. Fruit farms, likewise, are dominant in parts of Florida, California, Oregon, and Washington, and in scattered areas in other parts of the country. Self-sufficing farming is dominant in parts of West Virginia, eastern Kentucky and Tennessee, northeastern Georgia, western North Carolina, and in part of Virginia

Value of farm products.—The value of farm product sold, traded, or used by operator's family in 1929, is shown on the maps (figs. 3 and 4), page 11. Both maps are based on county figures The relative concentration of dots in Figure 3 indicates the regions wherein the total value of products is the highest These regions are the better agricultural regions of the United States It will be noted that the heaviest concentration of dots occurs in Iowa, the northern two-thirds of Illinois and Indiana, northwestern, central, and northeastern Ohio, southeastern Pennsylvania, central and western New York, southern Michigan, Wisconsin, and Minnesota, southeastern South Dakota, eastern Nebraska, the eastern two-thirds of Kansas, southwestern Oklahoma, the "Black Belt" of east central Texas, the Delta region of Mississippi and Arkansas, the "Black Belt" of central Alabama the "Basin" region of central Tennessee, and the "Bluegrass" region of central Kentucky. Other areas of heavy concentration are found in the Salt River Valley of southern Arizona, in California, Washington, and Oregon, and scattered areas in other States

The map (fig 4), page 11, shows the average value per farm of farm products sold, traded, or used by operator's family in 1929. This map indicates, in general, that the average value of products, per farm, is lowest south of the Ohio River and in the cut-over land adjacent to the Great Lakes. The highest value of products, on the other hand, appears in the ranching and irrigated sections of the West. Care must be exercised in interpreting this map since farms vary greatly in size and in intensity of production in different parts of the country. Furthermore, in the South the cropper farm complicates the comparison. Considering every cropper as a farmer does not give a satisfactory picture of the income, per farm, in the South, since the cropper unit is only a part of a larger proprietorship unit prevailing.

NOTE —To avoid disclosure of individual operations when less than 3 farms are reported for a given type in the first section of State, or County, Table I, the data for these farms are combined with those of other types, as follows In Tables I and II, with "Unclassified", in Tables III, V, and VI, with "Abnormal", and in Tables IV, VII, and VIII, with group "Abnormal and unclassified"

In the tables for geographic divisions and States only the District of Columbia and North Dakota required consolidations to avoid disclosures With these two exceptions, the State figures in these tables are the actual figures before any consolidations were made in the county figures Therefore, the State figures in the summary will not, in all cases, check to those of the State totals in the county tables.

TABLES FOR GEOGRAPHIC DIVISIONS AND STATES

FIG. 1 —MAP OF THE UNITED STATES SHOWING GEOGRAPHIC DIVISIONS

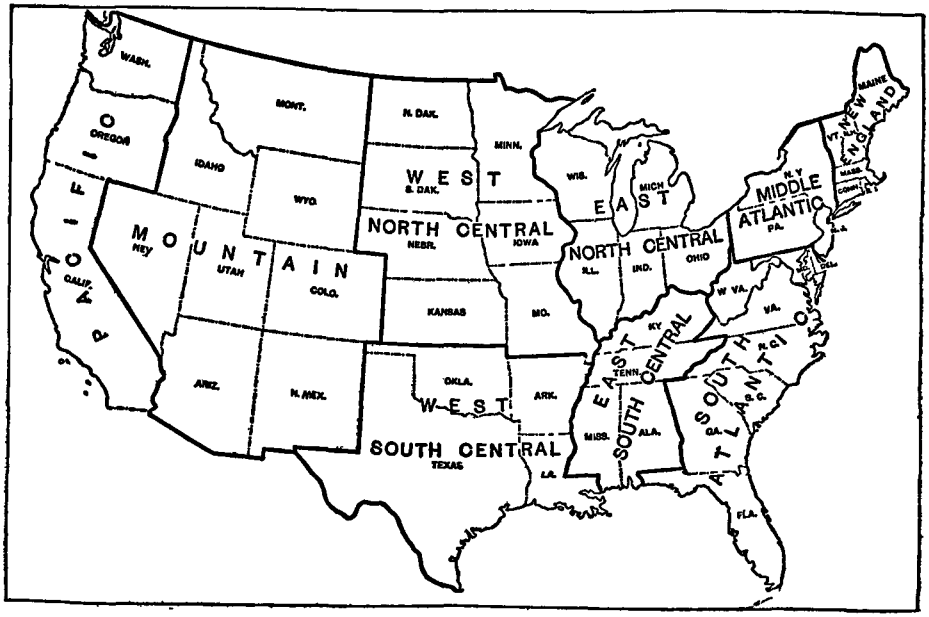

FIG 2 —TYPE OF FARMING REGIONS, BASED ON DOMINANT NUMBER OF FARMS OF A GIVEN TYPE, 1930

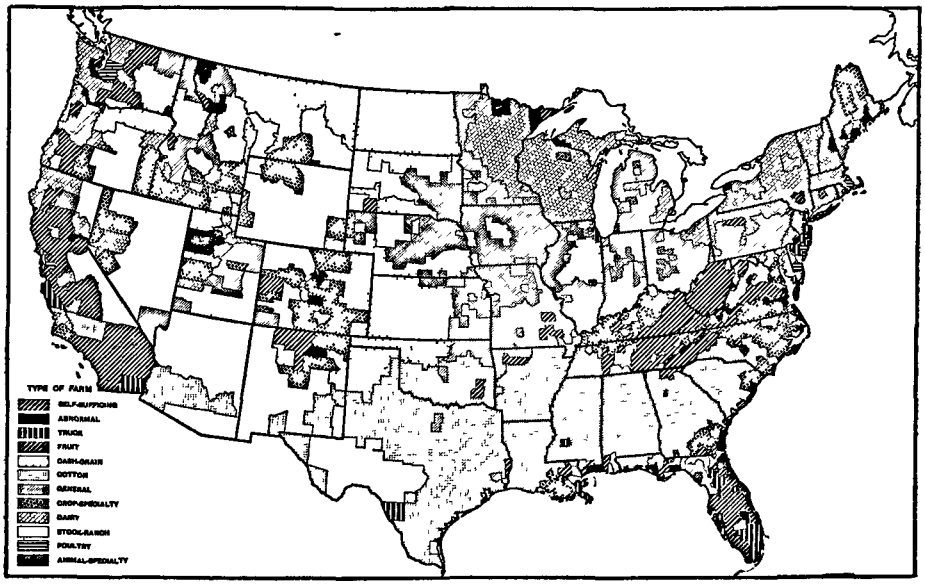

FIG. 3 —VALUE OF FARM PRODUCTS SOLD, TRADED, OR USED BY OPERATOR'S FAMILY

(PRODUCED IN 1929)

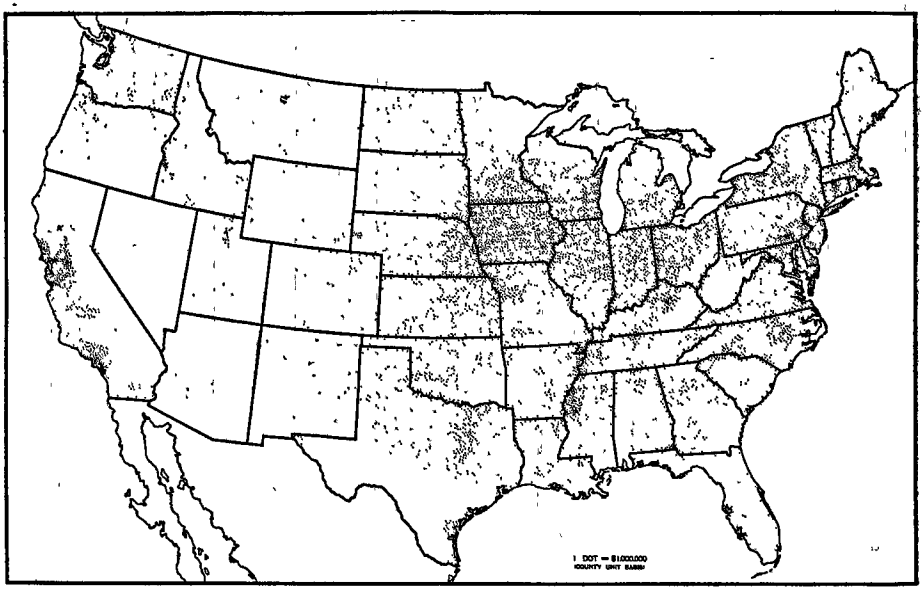

FIG 4.—AVERAGE VALUE PER FARM OF FARM PRODUCTS SOLD, TRADED, OR USED BY OPERATOR'S FAMILY

(PRODUCED IN 1929)

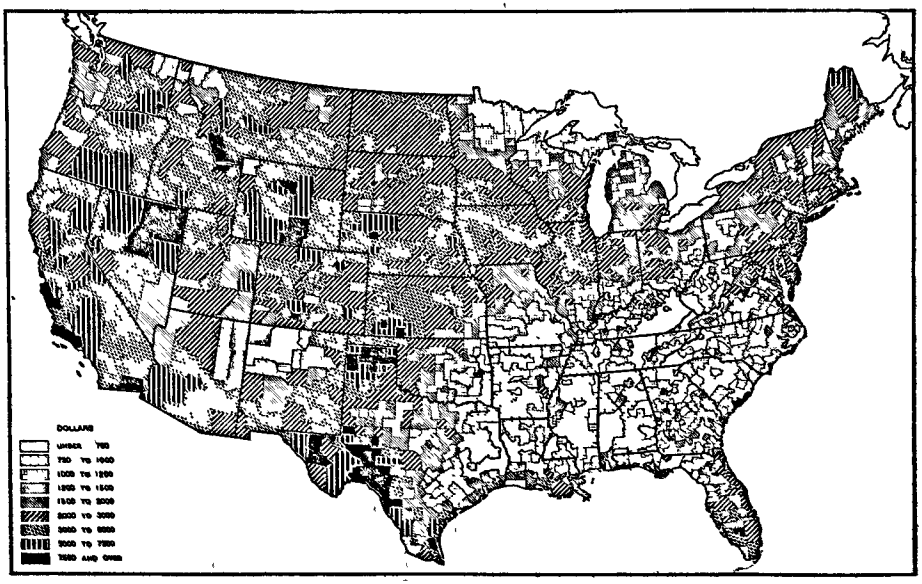

STATE TABLE I.—FARMS AND FARM ACREAGE, 1930 AND

[See NOTE,

	ITEM AND TYPE OF FARM (See definitions in Introduction)	UNITED STATES	GEOGRAPHIC DIVISIONS: NEW ENGLAND	MIDDLE ATLANTIC	EAST NORTH CENTRAL	WEST NORTH CENTRAL	SOUTH ATLANTIC	EAST SOUTH CENTRAL	WEST SOUTH CENTRAL
	FARMS, BY TYPE, 1930	*Number*	*Number*	*Number*	*Number*	*Number*	*Number*	*Number*	*Number*
1	All types	6,288,648	124,925	357,603	966,502	1,112,755	1,058,468	1,062,214	1,103,134
2	General	1,044,266	17,177	80,935	275,921	265,723	124,971	122,592	101,631
3	Cash-grain	454,726	31	3,613	84,415	245,869	6,934	6,989	48,443
4	Cotton	1,640,025			75	13,588	368,491	529,684	719,596
5	Crop-specialty	431,379	12,138	18,354	36,791	16,073	186,289	92,581	12,669
6	Fruit	141,418	2,674	11,989	12,540	3,977	22,317	3,085	11,461
7	Truck	84,561	3,216	13,575	14,705	4,318	18,658	7,728	8,902
8	Dairy	604,837	39,822	118,255	235,322	106,088	19,644	16,476	17,168
9	Animal-specialty	479,042	2,053	4,169	109,552	285,984	17,676	24,231	15,257
10	Stock-ranch	71,000		30	42	11,932	2,494	938	17,001
11	Poultry	166,517	10,002	26,323	36,794	31,934	14,790	4,091	9,500
12	Self-sufficing	498,019	11,113	24,322	52,397	49,240	141,547	147,611	52,041
13	Abnormal	384,092	23,161	42,083	69,052	41,228	79,939	53,080	29,290
14	Institution or country estate	5,806	866	1,052	878	586	1,112	518	320
15	Part-time	339,207	18,299	36,362	63,565	35,627	71,263	47,038	25,609
16	Boarding and lodging	6,201	995	2,133	772	456	593	273	223
17	Forest-product	20,106	2,387	1,555	1,666	1,613	5,778	3,465	1,475
18	Horse farm, feed lot, or livestock dealer	12,772	614	981	2,171	2,946	1,193	1,786	1,663
19	Unclassified	288,766	3,538	13,955	38,896	36,801	54,668	53,128	62,175
	FARM LAND, BY TYPE								
	All land in farms, 1930	*Acres*	*Acres*	*Acres*	*Acres*	*Acres*	*Acres*	*Acres*	*Acres*
20	All types	986,771,016	14,283,197	35,047,145	110,891,179	265,487,907	86,362,715	72 817,357	183,906,346
21	General	144,181,284	2,238,589	8,030,703	31,091,408	48,409,883	14,588,246	12,424,036	13,972,383
22	Cash-grain	159,836,720	4,260	422,946	15,143,215	87,324,996	1,180,550	745,093	15,957,378
23	Cotton	118,504,993			4,385	728,677	25,119,871	28,973,728	62,511,091
24	Crop-specialty	47,204,623	1,595,612	1,856,373	4,043,586	3,534,045	13,760,602	7,165,492	1,971,052
25	Fruit	10,035,361	324,401	909,269	1,001,277	271,293	2,220,363	312,086	727,973
26	Truck	5,093,996	149,494	724,304	697,285	192,795	1,373,763	431,105	646,700
27	Dairy	83,783,599	5,906,188	16,190,768	28,413,592	18,705,139	2,799,993	2,150,730	2,664,665
28	Animal-specialty	110,033,816	344,409	616,409	18,278,135	69,902,602	4,130,319	4,439,152	4,404,984
29	Stock-ranch	206,774,419		12,215	42,278	23,053,440	1,670,008	668,166	67,502,136
30	Poultry	10,382,737	562,299	1,287,614	2,323,256	2,700,522	971,556	279,873	875,820
31	Self-sufficing	34,631,245	836,412	1,492,278	3,223,262	4,190,155	9,472,906	9,428,507	3,808,457
32	Abnormal	27,577,148	2,047,620	2,452,783	3,406,057	3,081,997	5,557,280	3,385,106	2,111,310
33	Institution or country estate	2,969,772	227,476	322,568	347,696	279,090	734,686	221,248	213,037
34	Part-time	15,925,515	1,033,994	1,532,781	2,474,401	1,609,649	2,920,069	1,977,470	1,153,258
35	Boarding and lodging	817,436	92,974	174,900	51,808	31,680	44,862	19,641	26,949
36	Forest-product	5,025,278	590,415	310,804	272,978	278,640	1,628,616	874,782	365,102
37	Horse farm, feed lot, or livestock dealer	2,839,147	102,761	111,730	259,174	882,938	229,047	291,965	352,964
38	Unclassified	28,731,075	273,918	1,051,483	3,223,443	5,392,363	3,517,258	2,414,283	6,752,397
	Average acres per farm, 1930								
39	All types	157	114	98	115	239	82	69	167
40	General	138	130	99	113	182	117	101	137
41	Cash-grain	352	137	117	179	355	169	107	344
42	Cotton	72			58	54	68	55	87
43	Crop-specialty	109	131	101	110	220	74	77	156
44	Fruit	71	121	76	80	68	99	101	64
45	Truck	60	46	53	47	45	74	56	73
46	Dairy	139	148	137	121	157	143	131	155
47	Animal specialty	230	168	148	167	244	234	183	289
48	Stock-ranch	2,912		407	1,007	1,932	670	712	3,970
49	Poultry	62	56	49	63	85	66	68	92
50	Self-sufficing	70	75	61	62	85	67	64	73
51	Abnormal	72	88	58	49	75	70	64	72
	Crop land harvested, 1929								
52	All types	359,242,091	3,659,340	14,323,597	56,644,354	138,715,660	37,519,597	25,148,170	56,837,540
53	General	60,934,592	492,961	3,635,925	15,493,263	25,774,151	4,029,143	3,477,833	4,830,613
54	Cash-grain	92,014,943	1,447	248,051	11,238,178	55,775,513	492,871	338,480	9,247,613
55	Cotton	62,730,828			2,247	555,681	11,758,199	13,747,684	35,925,913
56	Crop-specialty	18,579,839	608,361	924,498	1,991,749	1,901,346	4,629,668	2,492,177	948,580
57	Fruit	4,611,935	84,262	517,617	487,661	129,349	835,056	112,739	288,734
58	Truck	2,433,622	54,753	389,665	377,528	104,231	568,555	141,985	257,862
59	Dairy	34,178,665	1,617,408	6,618,792	13,430,208	8,203,672	947,102	550,135	714,346
60	Animal-specialty	53,779,614	72,909	235,316	9,874,465	38,210,168	867,267	1,196,542	1,202,889
61	Stock ranch	8,631,032		1,162	2,992	3,250,892	106,352	30,599	991,881
62	Poultry	3,530,145	116,311	492,211	952,435	1,073,523	265,144	67,945	247,944
63	Self-sufficing	7,698,974	175,318	415,646	910,007	1,174,702	1,829,021	2,087,508	884,412
64	Abnormal	5,465,892	387,598	625,289	991,833	845,101	895,124	659,124	446,611
65	Institution or country estate	708,231	43,610	93,100	154,165	112,882	125,209	75,719	65,116
66	Part-time	3,393,910	234,762	407,953	683,251	453,072	568,964	430,392	262,015
67	Boarding and lodging	105,137	18,875	39,255	10,866	6,584	8,068	3,668	2,683
68	Forest-product	510,223	69,064	47,297	47,080	41,585	146,174	92,156	32,417
69	Horse farm, feed lot, or livestock dealer	658,391	21,287	37,684	96,471	230,978	46,709	57,189	84,280
70	Unclassified	4,652,010	48,012	219,425	891,788	1,717,331	296,095	245,419	850,142
	Plowable pasture, 1929								
71	All types	109,159,914	964,532	4,353,015	14,697,889	34,405,973	7,785,772	10,844,764	16,490,673
72	General	19,031,018	128,338	902,295	4,280,647	6,266,002	1,840,865	2,348,289	1,384,520
73	Cash-grain	17,433,492	743	32,673	1,434,193	8,804,589	157,749	110,171	2,642,909
74	Cotton	6,614,673			354	26,544	877,787	1,856,855	2,797,171
75	Crop-specialty	4,976,904	85,774	174,331	437,122	360,111	586,181	1,782,630	160,402
76	Fruit	691,935	13,903	70,363	88,299	34,753	150,291	31,510	56,171
77	Truck	379,847	10,147	54,406	62,694	19,806	88,653	54,194	48,865
78	Dairy	10,772,181	486,643	2,234,163	3,289,029	1,854,814	551,393	633,890	472,359
79	Animal-specialty	18,642,348	26,354	142,426	3,109,935	11,317,444	984,938	1,333,851	545,776
80	Stock-ranch	17,081,641		8,020	5,582	3,249,650	272,069	259,119	5,691,052
81	Poultry	1,567,461	34,592	148,795	409,643	519,934	122,624	57,283	105,138
82	Self-sufficing	4,499,972	49,180	183,188	489,419	589,222	1,201,383	1,422,012	330,035
83	Abnormal	3,414,129	108,886	271,372	535,200	490,293	655,802	576,908	280,568
84	Unclassified	4,054,313	19,972	130,983	485,772	872,811	296,037	378,062	975,707
	Other pasture (excl. woodland), 1929								
85	All types	269,672,710	2,155,032	4,539,139	9,140,198	50,546,959	4,941,567	3,816,940	70,190,970
86	General	19,163,873	305,305	685,359	2,454,686	6,594,061	1,015,879	790,862	2,221,019
87	Cash-grain	24,529,324	379	19,661	435,834	11,932,985	55,507	27,752	2,307,688
88	Cotton	8,719,505			88	5,168	793,267	1,151,431	6,646,589
89	Crop-specialty	6,374,175	136,924	166,432	290,346	567,608	349,230	415,070	186,900
90	Fruit	844,329	22,068	43,462	60,646	14,331	76,104	11,512	52,946
91	Truck	382,885	9,974	31,806	39,910	11,693	48,935	25,719	100,580
92	Dairy	13,670,648	1,224,812	2,891,416	3,180,606	2,119,206	260,339	216,366	633,513
93	Animal-specialty	18,082,278	60,016	67,573	1,534,902	11,115,864	562,198	349,160	1,186,838
94	Stock-ranch	161,273,181		719	6,309	15,456,282	378,860	91,160	54,002,415
95	Poultry	1,334,861	57,857	122,342	198,800	298,466	68,117	17,482	176,960
96	Self-sufficing	3,641,722	93,247	144,070	329,850	615,744	737,927	466,545	358,618
97	Abnormal	4,833,758	214,497	252,095	340,900	692,493	888,283	148,626	321,763
98	Unclassified	6,822,171	29,953	104,204	267,321	1,123,058	206,921	104,547	1,925,151

1929, BY TYPE OF FARM, BY DIVISIONS AND STATES
bottom of p 8]

GEOGRAPHIC DIVISIONS—Con.		NEW ENGLAND DIVISION						MIDDLE ATLANTIC DIVISION			
MOUNTAIN	PACIFIC	MAINE	NEW HAMPSHIRE	VERMONT	MASSACHUSETTS	RHODE ISLAND	CONNECTICUT	NEW YORK	NEW JERSEY	PENNSYLVANIA	
Number	*Number*	*Number*	*Number*	*Number*	*Number*	*Number*	*Number*	*Number*	*Number*	*Number*	
241,314	281,733	39,006	14,906	24,898	25,598	3,322	17,195	159,806	25,378	172,419	1
34,007	21,309	7,576	2,223	2,630	2,696	383	1,669	27,108	2,868	50,959	2
42,664	17,718	15			16			449	107	3,057	3
5,620	2,971										4
40,842	15,642	7,965	476	851	1,232	35	1,579	9,131	1,248	7,975	5
5,189	68,186	686	275	132	1,185	79	317	8,454	1,353	2,182	6
4,530	8,929	385	138	106	1,798	174	615	5,933	5,436	2,206	7
16,010	86,052	6,596	4,332	14,425	7,782	1,183	5,504	68,106	4,769	45,380	8
14,984	5,136	688	275	460	856	48	226	958	108	3,108	9
80,106	8,457									30	10
5,932	27,151	2,073	1,622	450	3,366	463	2,028	9,463	4,878	11,982	11
10,437	9,311	4,049	1,818	1,460	1,765	340	1,681	7,226	1,023	16,073	12
19,213	27,046	3,031	3,337	3,997	4,372	458	2,966	16,730	2,066	23,287	13
226	248	65	83	42	351	31	294	467	168	417	14
17,071	24,373	6,337	2,434	3,388	3,445	370	2,325	13,522	1,623	21,217	15
366	390	263	248	157	158	5	164	1,583	94	456	16
692	1,475	1,167	469	310	293	36	112	697	31	827	17
858	560	199	103	100	125	16	71	461	150	370	18
11,780	13,825	942	410	387	1,030	159	610	6,248	1,522	6,185	19
Acres	*Acres*	*Acres*	*Acres*	*Acres*	*Acres*	*Acres*	*Acres*	*Acres*	*Acres*	*Acres*	
157,450,133	60,585,037	4,639,938	1,960,061	3,896,097	2,005,461	279,361	1,502,279	17,979,633	1,758,027	15,309,485	20
10,141,564	3,284,472	1,029,066	346,380	433,248	245,546	32,994	151,355	2,872,889	216,300	4,941,514	21
26,465,048	12,593,234	1,624			2,636			54,687	13,477	354,782	22
670,749	496,492										23
10,585,041	2,692,820	1,158,280	76,301	136,089	98,318	3,702	122,922	1,034,056	131,821	690,496	24
282,065	3,986,634	118,995	42,320	20,741	105,109	3,642	28,594	634,027	95,202	180,040	25
286,543	592,007	33,449	8,693	4,459	67,198	6,245	29,450	297,323	319,682	107,299	26
3,615,731	5,336,793	864,545	729,641	2,667,594	843,106	118,592	682,710	10,224,456	582,258	5,384,054	27
6,321,834	1,595,972	116,291	50,791	89,643	48,956	3,887	29,841	151,725	13,372	451,312	28
89,294,168	24,532,008									12,215	29
516,662	865,135	157,416	116,652	32,029	118,844	30,313	107,045	546,038	151,165	590,411	30
1,490,296	688,972	321,058	160,672	112,025	123,219	19,928	99,510	464,984	44,613	982,681	31
3,572,860	1,962,135	759,146	391,618	348,775	305,647	38,874	203,560	1,179,423	104,818	1,168,542	32
290,653	333,318	18,480	44,512	24,640	83,038	7,097	49,709	171,639	43,237	107,692	33
2,200,560	1,023,333	399,680	167,614	197,070	143,661	18,072	107,897	652,089	47,234	833,458	34
318,156	56,466	23,858	31,060	12,911	11,780	466	12,899	141,229	4,064	29,607	35
311,994	391,947	286,050	124,760	93,189	54,012	10,716	21,688	155,805	4,180	150,819	36
451,497	157,071	31,078	23,672	20,965	13,156	2,523	11,367	58,661	6,103	46,966	37
4,207,572	1,898,368	80,068	36,993	51,494	46,882	11,184	47,292	520,025	85,319	446,139	38
659	231	119	131	156	78	84	87	113	69	89	39
298	154	136	156	165	91	86	91	106	75	97	40
620	711	108			165			122	126	116	41
119	167										42
259	172	145	160	160	80	106	78	113	106	87	43
54	58	173	154	157	89	109	90	75	70	83	44
63	66	87	63	42	37	36	48	50	59	49	45
226	148	131	168	185	108	100	124	150	122	119	46
422	311	169	185	195	138	185	132	158	124	145	47
2,966	2,901									407	48
87	32	76	72	71	35	65	53	58	81	49	49
143	74	79	83	77	70	59	59	64	44	61	50
186	73	95	117	87	70	85	69	70	51	50	51
23,279,098	13,114,805	1,304,014	380,105	1,073,693	474,167	55,214	372,147	6,958,936	776,954	6,587,707	52
2,429,133	771,570	240,872	61,722	100,014	50,923	5,314	83,116	1,216,407	100,458	2,319,060	53
9,593,889	5,078,901	696			751			28,232	7,094	212,725	54
413,124	827,980										55
3,791,212	1,292,248	474,390	17,088	37,135	33,024	1,233	45,491	486,653	80,855	356,990	56
122,967	2,033,550	25,957	8,971	7,624	28,879	2,300	10,531	370,195	46,483	100,939	57
134,701	404,342	10,730	2,402	1,624	26,303	2,164	11,530	166,496	171,443	51,726	58
827,264	1,269,738	245,374	161,068	786,552	216,101	28,703	179,610	3,928,956	267,390	2,422,446	59
1,764,123	855,935	27,905	9,038	20,546	8,411	1,094	5,915	49,426	3,357	182,533	60
3,369,259	877,895									1,162	61
106,332	208,300	37,924	22,573	7,674	28,174	3,720	21,246	193,552	47,452	251,207	62
152,873	69,487	74,683	30,766	27,053	21,730	2,652	18,434	122,292	10,430	282,924	63
337,829	277,383	150,304	62,058	76,634	56,740	5,453	36,404	286,655	23,916	314,718	64
32,454	95,976	3,316	5,350	5,489	17,260	2,184	10,011	39,563	11,385	42,152	65
215,976	137,525	98,755	33,425	52,016	28,417	2,353	19,796	175,915	9,745	222,293	66
11,264	3,874	5,580	5,579	3,034	2,196	48	2,438	32,108	876	6,271	67
13,709	20,741	35,431	13,574	11,198	6,095	551	2,215	20,557	329	26,411	68
64,426	19,267	7,222	4,130	4,897	2,772	322	1,944	18,512	1,581	17,591	69
236,322	147,476	15,179	4,419	8,837	8,131	1,576	9,870	110,072	18,076	91,277	70
15,917,230	4,470,068	259,263	108,355	374,179	161,685	35,905	197,843	2,375,854	197,856	1,779,305	71
1,892,951	287,111	53,723	15,805	24,924	16,378	5,164	12,344	254,360	22,756	525,179	72
3,705,785	544,680	143			600			4,682	1,413	26,578	73
40,353	15,609										74
1,229,696	160,657	58,964	4,240	7,101	6,321	382	8,766	111,841	8,494	53,996	75
14,200	232,445	5,139	1,428	1,830	2,452	499	1,565	57,007	3,374	9,982	76
11,954	29,128	2,472	630	281	4,332	514	1,918	25,782	19,047	9,577	77
503,694	746,206	63,481	49,125	206,012	86,028	17,394	64,603	1,471,859	105,463	656,841	78
980,676	200,948	8,116	2,799	6,751	4,409	1,470	2,809	26,495	1,692	114,239	79
5,892,046	1,704,103									8,020	80
63,062	106,390	7,453	5,546	2,359	9,189	2,823	7,222	72,564	14,723	61,508	81
181,505	54,028	17,723	7,912	6,665	7,163	2,139	7,579	55,021	5,020	123,147	82
323,755	171,345	37,324	16,657	15,003	19,240	3,725	16,937	126,427	9,554	135,391	83
677,563	217,416	4,737	2,213	3,253	4,574	1,095	4,100	69,816	6,320	54,847	84
99,335,383	35,087,229	499,461	349,871	899,749	246,684	37,373	291,901	2,974,850	95,175	1,459,114	85
4,259,205	837,497	135,047	36,440	81,550	28,986	3,595	10,687	317,129	10,118	258,112	86
7,402,761	2,346,737	96			284			3,604	387	15,670	87
78,372	44,590										88
3,648,185	613,480	78,078	3,334	28,062	9,520	487	12,425	112,423	2,843	51,166	89
56,211	507,049	7,808	3,973	1,910	5,664	796	1,917	35,709	1,178	6,575	90
75,947	38,321	3,276	436	700	3,105	225	2,342	18,050	8,850	4,906	91
1,590,837	1,553,563	129,205	130,853	671,694	142,468	15,294	135,370	2,098,831	55,833	736,752	92
2,627,340	578,357	16,961	7,902	20,455	7,348	1,444	5,906	27,639	1,098	28,841	93
74,332,839	17,004,898									719	94
232,150	172,697	15,748	10,460	3,895	9,826	1,862	14,057	66,857	6,500	48,965	95
739,105	166,616	35,073	13,279	19,090	12,102	974	12,730	68,501	2,438	75,131	96
1,946,571	528,531	70,700	35,678	59,268	24,145	2,313	22,395	156,627	3,102	92,366	97
2,365,360	695,156	7,472	2,517	11,091	2,238	453	5,183	71,490	2,833	29,891	98

STATE TABLE L.—FARMS AND FARM ACREAGE, 1930 AND 1929, [See NOTE.

	Item and type of farm (See definitions in Introduction)	East North Central Division					West North Central Division		
		Ohio	Indiana	Illinois	Michigan	Wisconsin	Minnesota	Iowa	Missouri
	FARMS, BY TYPE, 1930	*Number*	*Number*	*Number*	*Number*	*Number*	*Number*	*Number*	*Number*
1	All types	219,296	181,570	214,497	169,373	181,767	185,235	214,928	255,940
2	General	79,540	62,775	55,697	56,932	21,977	53,144	41,720	80,914
3	Cash-grain	13,512	15,958	52,475	2,005	465	16,108	34,133	13,750
4	Cotton			75					13,526
5	Crop-specialty	6,778	3,946	2,178	16,620	7,269	6,320	526	1,991
6	Fruit	2,719	990	2,224	6,127	480	489	426	2,108
7	Truck	3,880	3,050	3,017	3,562	1,196	1,043	943	1,365
8	Dairy	29,776	17,303	22,263	40,679	125,301	65,401	12,603	14,286
9	Animal-specialty	26,993	34,318	36,153	7,161	4,927	21,576	101,898	56,695
10	Stock ranch	16	3	3	15	5	4	3	
11	Poultry	10,839	8,080	9,801	6,127	1,947	2,323	4,435	16,642
12	Self-sufficing	14,476	11,331	12,270	8,949	5,371	6,304	5,829	25,999
13	Abnormal	20,404	15,396	10,477	14,445	8,330	7,787	6,458	15,099
14	Institution or country estate	270	123	172	165	148	108	126	140
15	Part-time	19,009	14,358	9,569	13,220	7,309	6,487	5,588	12,530
16	Boarding and lodging	169	100	68	270	165	215	33	125
17	Forest-product	415	283	152	391	425	765	75	652
18	Horse farm, feed lot, or livestock dealer	541	532	416	399	283	212	636	652
19	Unclassified	10,363	8,42	7,864	7,750	4,499	4,756	5,954	13,475
	FARM LAND, BY TYPE								
	All land in farms, 1930.	*Acres*	*Acres*	*Acres*	*Acres*	*Acres*	*Acres*	*Acres*	*Acres*
20	All types	21,514,059	19,888,675	30,695,339	17,118,951	21,874,155	30,913,387	34,019,333	33 743 019
21	General	8,170,986	6,829,951	7,106,204	6,186,436	2,797,831	9,344,302	5,582,684	10,862,047
22	Cash-grain	1,860,542	2,711,667	10,265,407	237,036	68,563	4,060,130	6,387,678	2,187,244
23	Cotton			4,385					723,952
24	Crop-specialty	611,715	372,417	329,534	1,874,344	855,576	1,047,537	60,325	260,384
25	Fruit	188,296	85,305	243,052	4,22,464	62,160	13,384	14,482	182,303
26	Truck	166,707	179,447	145,707	134,485	70,939	47,085	46,569	62,297
27	Dairy	3,146,755	1,879,955	3,041,661	4,728,968	15,616,253	9,928,928	1,721,494	1,842,083
28	Animal-specialty	4,126,325	5,103,661	6,847,314	1,192,956	1,007,899	4,694,512	18,745,370	11,782,942
29	Stock ranch	6,979	965	3,229	28,901	2,204	3,913	505	
30	Poultry	621,638	522,494	734,955	339,649	104,520	155,669	250,304	1,547,701
31	Self sufficing	861,113	697,139	781,806	557,471	325,733	459,758	300 217	2,201,529
32	Abnormal	958,561	655,179	442,952	842,625	506,740	544,882	260,654	884,721
33	Institution or country estate	89,852	45,962	66,922	84,741	60,219	53,728	61,960	46,640
34	Part-time	725,611	507,395	298,345	616,026	327,024	333,540	102,156	610,540
35	Boarding and lodging	7,239	3,573	3,642	22,663	14,751	14,904	410	10,854
36	Forest-product	77,840	44,420	23,151	66,991	60,676	112,780	11,072	122 895
37	Horse farm, feed lot, or livestock dealer	58,019	53,829	50,892	52,264	44,170	30,030	85,056	93,792
38	Unclassified	794,442	650,495	749,133	573,686	455,737	613,167	640,050	1,205,816
	Average acres per farm, 1930								
39	All types	98	108	143	101	120	167	158	132
40	General	103	109	128	111	127	176	134	134
41	Cash-grain	138	170	196	118	147	252	157	159
42	Cotton			58					54
43	Crop-specialty	90	94	151	113	118	166	132	131
44	Fruit	69	86	109	69	130	27	34	83
45	Truck	43	59	48	38	59	45	49	46
46	Dairy	106	109	137	116	125	152	137	129
47	Animal specialty	153	149	189	167	205	218	184	208
48	Stock ranch	436	322	1,076	1,927	441	978	168	
49	Poultry	57	65	75	55	54	67	56	93
50	Self sufficing	59	62	64	62	61	73	52	85
51	Abnormal	47	43	42	58	61	70	40	59
	Crop land harvested, 1929								
52	All types	10,115,852	10,213,813	18,958,337	7,735,221	9,613,331	16,445,306	22 275,868	13,175 947
53	General	4,003,696	3,500 712	3,861,483	2,966,747	1,160 625	5,798,647	3,615,330	4,235,305
54	Cash-grain	1,257,063	1,863,457	7,948,667	135,173	33,818	3,019,371	4,882,764	1,279,154
55	Cotton			2,247					552,602
56	Crop-specialty	249,164	166,031	201,319	966,247	375,988	599,429	48,276	135 666
57	Fruit	82,585	37,290	122,426	220 338	15,022	6,474	8,149	76,143
58	Truck	85,435	92,160	93,081	67,092	39,760	29 393	28,353	26,019
59	Dairy	1,400,407	934,534	1,779,156	2,170 466	7,145,645	5,176,979	1,009,716	629 907
60	Animal-specialty	2,110,365	2,871,103	3,911,317	524,426	457,254	3,214,060	11,954,690	4,707,632
61	Stock-ranch	786	45	175	1,879	151	107		
62	Poultry	244,423	197,276	324,685	149,651	36 400	69 631	131 711	527 887
63	Self-sufficing	213,617	189,944	261,688	161,397	83 361	127,798	137 527	565,357
64	Abnormal	254,482	197,051	168,296	231,705	140,299	135,407	116,891	205,662
65	Institution or country estate	36,645	23,725	39,361	27,066	27,368	19,555	29 677	15,017
66	Part-time	184,581	142,446	100,389	171,318	84,517	84,994	43,594	144,161
67	Boarding and lodging	2,040	1,177	928	4,159	2,562	2,967	142	1,808
68	Forest-product	11,560	9,276	5,410	11,839	8,995	12,700	3,237	19,154
69	Horse farm, feed lot, or livestock dealer	19,656	20 427	22,208	17,323	16 857	15,101	40,141	25,522
70	Unclassified	213,629	164,210	283,797	103,100	127,052	267,966	342,461	234,613
	Plowable pasture, 1929								
71	All types	3,782,605	3,810,184	4,091,718	2,083,766	1,899,616	2,249,208	4,981,837	7,017,683
72	General	1,403 655	925,869	1,036,307	715,515	199,301	694,016	750,482	1,969,464
73	Cash-grain	200,863	252,022	954,150	22,760	4,398	277,747	635,264	263,369
74	Cotton			354					26 272
75	Crop-specialty	109,227	43,624	41,570	173,917	68,784	58,035	7,161	36,581
76	Fruit	22,129	7,348	22,119	53,766	2,937	941	1,528	27,127
77	Truck	16,619	17,455	19,081	12,901	5,638	3,280	3,764	7,985
78	Dairy	527,189	316,820	446,559	618,406	1,380,055	662,277	242,953	466,734
79	Animal-specialty	844,803	847,493	1,096,101	192,636	128,902	445,061	3,076,034	3,134,312
80	Stock-ranch	2,201	170	237	1,756	1,218	1,403	134	
81	Poultry	118,336	88,432	149,577	44,916	7,782	11 350	47,534	346,098
82	Self-sufficing	169,893	96,306	138 668	65,627	18,925	20 958	53,861	332,213
83	Abnormal	191,704	112,662	85,399	106,804	37 631	24,258	52,351	182,843
84	Unclassified	155,386	101,983	109,596	74,762	44,045	49,877	110,771	224,655
	Other pasture (excl woodland), 1929.								
85	All types	2,491,236	1,319,363	1,505,497	1,418,052	2,483,050	2,342,444	2,557,673	2,017,431
86	General	860,688	478,920	340,333	509,919	264,826	691,275	436,282	657 880
87	Cash-grain	85,627	89,368	244,543	11,698	4,598	181,264	265,382	73,858
88	Cotton			88					4,620
89	Crop-specialty	65,971	36,928	7,230	115,162	55,055	45,838	4,967	12,616
90	Fruit	21,803	4,937	11,034	20,346	2,536	1 000	912	8,977
91	Truck	16,146	8,516	3 318	7,328	4,602	2,966	2,978	1 966
92	Dairy	479 231	164,746	227,128	443,641	1,865,860	932,936	194,355	133,878
93	Animal-specialty	433,205	305,999	523,964	130,210	141,524	366,473	1,494,554	745,058
94	Stock-ranch	2,689	65	1,723	1,769	63		115	
95	Poultry	84,721	47,800	29,151	27,520	9,608	11 872	22,408	107,787
96	Self-sufficing	143,299	66,732	44,432	43,889	31,498	30,861	30,259	126,805
97	Abnormal	140 221	60,478	28,666	65,428	46,107	30,934	27 447	54,963
98	Unclassified	87,635	47,874	42,897	41 142	46,773	46 226	58,004	71 033

BY TYPE OF FARM, BY DIVISIONS AND STATES—Continued

bottom of p 8]

West North Central Division—Continued				South Atlantic Division									
NORTH DAKOTA	SOUTH DAKOTA	NEBRASKA	KANSAS	DELAWARE	MARYLAND	DIST OF COLUMBIA	VIRGINIA	WEST VIRGINIA	NORTH CAROLINA	SOUTH CAROLINA	GEORGIA	FLORIDA	
Number	*Number*	*Number*	*Number*	*Number*	*Number*	*Number*	*Number*	*Number*	*Number*	*Number*	*Number*	*Number*	
77,975	83,157	129,458	166,042	9,707	43,203	104	170,610	69,641	279,708	157,931	255,598	58,966	1
12,159	16,969	22,740	38,077	2,950	11,201	2	34,809	16,696	26,956	7,630	16,724	8,503	2
54,857	25,868	43,864	57,789	415	2,125	-	1,868	458	1,058	626	800	134	3
-	-	-	62	-	-	-	3,458	-	77,116	109,900	172,395	5,622	4
1,100	1,261	3,228	1,647	421	5,489	-	35,749	1,445	103,813	16,085	19,577	3,710	5
1	9	198	656	561	1,137	-	2,716	962	1,655	168	1,487	13,631	6
19	69	309	570	867	3,891	48	2,301	251	1,226	1,190	2,170	6,714	7
2,190	2,435	2,535	6,638	666	5,652	-	3,357	2,822	2,525	1,052	2,618	952	8
3,547	23,734	44,433	34,101	37	577	-	6,497	5,116	1,985	404	1,428	1,632	9
954	5,818	2,594	2,559	-	-	-	418	1,473	127	21	80	375	10
134	495	1,426	6,479	1,997	2,941	5	4,181	1,685	1,080	396	722	1,783	11
748	2,244	2,534	5,582	676	3,747	3	44,149	32,622	34,422	6,978	12,762	6,188	12
949	1,438	2,761	6,741	630	4,965	25	24,479	14,991	15,713	5,934	8,205	4,997	13
18	43	57	94	45	230	19	309	81	146	62	159	61	14
857	1,153	2,033	5,979	552	4,439	6	21,953	13,712	13,820	5,302	6,758	4,721	15
3	21	26	33	11	58	-	141	104	130	53	75	21	16
37	52	12	20	15	160	-	1,610	811	1,439	469	1,108	166	17
34	164	633	615	7	78	-	466	283	178	48	105	28	18
1,317	2,822	3,336	5,141	487	1,478	21	7,128	4,120	12,032	7,547	17,130	4,725	19
Acres	*Acres*	*Acres*	*Acres*	*Acres*	*Acres*	*Acres*	*Acres*	*Acres*	*Acres*	*Acres*	*Acres*	*Acres*	
38,657,894	36,470,083	44,708,565	46,975,647	900,815	4,374,398	3,071	16,728,620	8,802,348	18,055,103	10,393,113	22,078,630	5,026,617	20
4,527,977	5,385,571	5,509,006	7,198,296	830,395	1,312,401	-	4,308,282	2,188,849	2,623,295	845,905	2,122,547	856,572	21
28,938,905	11,020,826	12,408,327	22,322,386	74,515	415,344	-	839,203	75,731	147,531	74,493	32,704	21,029	22
-	-	-	4,725	-	-	-	269,226	-	4,666,373	6,817,234	12,932,731	434,307	23
333,548	455,068	956,064	412,119	42,479	626,705	-	3,180,245	156,476	6,091,709	975,776	2,159,305	577,907	24
-	1,497	8,599	51,028	52,032	92,645	-	424,479	158,862	177,959	25,159	455,080	834,147	25
714	4,223	10,802	21,105	71,496	309,527	859	178,054	17,865	75,354	124,701	228,137	367,770	26
730,577	796,544	694,018	991,495	91,429	775,267	-	623,772	878,615	299,218	143,018	396,798	91,876	27
1,788,059	3,729,525	14,630,589	9,531,605	6,033	119,664	-	1,760,972	1,105,702	328,541	107,362	441,289	260,756	28
1,746,986	3,173,221	8,911,822	4,217,493	-	-	-	314,429	732,069	73,102	56,119	136,275	358,014	29
19,231	43,677	99,631	584,309	118,668	151,083	21	332,401	150,658	69,397	29,801	57,387	62,140	30
95,604	493,756	203,949	485,842	42,589	200,536	4	2,986,295	2,558,437	2,042,628	377,849	944,569	819,999	31
125,719	565,871	295,997	404,053	31,618	231,563	1,937	1,560,983	967,183	877,753	387,258	1,031,891	467,594	32
11,706	45,104	27,633	82,319	9,597	49,691	1,880	189,858	28,641	49,849	64,832	112,243	233,595	33
85,229	148,369	110,590	219,225	19,128	133,440	57	895,834	708,818	520,717	175,099	310,707	156,269	34
285	1,183	2,186	1,858	422	4,668	-	12,733	9,098	9,626	2,464	4,671	1,190	35
6,632	18,909	2,806	3,546	1,652	31,272	-	341,968	167,105	282,337	139,151	592,311	72,820	36
21,867	352,306	152,782	147,105	814	12,492	-	120,590	58,526	15,724	5,722	11,459	8,720	37
350,574	800,804	980,261	801,691	89,566	139,663	250	500,279	311,896	582,243	428,438	1,140,417	374,506	38
496	439	345	283	93	101	30	98	107	65	66	86	85	39
372	317	242	189	112	117	-	126	131	97	111	127	101	40
528	426	286	386	180	195	-	182	165	139	119	109	157	41
-	-	-	76	-	-	-	78	-	61	62	75	77	42
303	361	296	250	101	114	-	88	108	59	61	110	156	43
-	166	43	78	93	81	-	156	165	108	150	306	61	44
38	61	35	37	82	80	18	77	71	61	105	105	55	45
334	327	274	149	137	137	-	186	134	119	136	152	97	46
504	368	329	280	163	207	-	271	216	166	266	309	160	47
1,831	1,405	3,435	1,648	-	-	-	752	497	576	2,672	1,703	955	48
144	88	70	90	59	51	4	80	89	64	75	79	35	49
128	220	80	78	63	54	1	68	78	59	54	74	52	50
132	395	107	60	50	47	77	64	65	56	65	126	94	51
91,954,660	17,856,178	21,399,340	24,308,361	407,609	1,741,615	1,737	3,975,307	1,655,380	5,809,741	4,136,809	8,337,145	1,454,954	52
2,281,036	3,177,037	2,949,256	3,717,540	165,374	565,223	-	1,112,057	473,357	667,164	209,281	556,860	289,818	53
17,089,055	6,993,370	8,267,136	14,294,661	37,075	216,129	-	124,952	31,118	42,070	21,354	12,787	7,386	54
-	-	-	3,079	-	-	-	87,531	-	2,088,184	3,258,906	6,099,173	224,405	55
220,647	183,743	490,903	222,682	20,747	161,363	-	866,427	33,258	2,195,739	361,823	803,518	186,793	56
-	309	5,658	32,616	33,555	41,854	-	147,710	60,733	47,226	7,815	202,640	293,523	57
219	1,748	6,693	11,806	34,040	138,207	532	73,106	5,005	27,942	46,978	86,678	156,017	58
309,040	355,535	267,144	455,351	44,675	397,349	-	186,368	93,285	83,555	38,606	88,771	14,293	59
929,470	5,394,545	7,627,751	4,382,020	2,402	43,252	-	400,659	206,423	58,992	14,459	71,334	69,746	60
256,947	1,845,961	1,220,378	427,455	-	-	-	24,052	64,291	5,502	1,530	1,937	9,040	61
7,653	22,445	48,672	265,524	48,884	56,300	9	82,521	29,569	17,321	6,222	12,443	11,875	62
20,612	75,181	82,132	166,095	12,382	44,657	1	569,333	460,861	373,883	77,552	165,514	104,838	63
39,657	71,985	115,134	160,365	9,041	53,544	1,044	268,569	153,778	156,558	71,468	120,328	60,794	64
6,180	15,507	10,837	16,100	3,750	16,013	1,024	38,608	5,480	19,313	7,445	17,826	15,750	65
27,087	37,122	31,790	85,134	4,551	28,103	20	165,243	118,730	102,528	46,336	64,300	39,153	66
81	441	509	636	68	917	-	2,421	1,890	1,616	485	986	185	67
1,247	2,618	556	1,073	479	4,853	-	37,493	18,790	29,655	15,491	34,862	4,551	68
5,062	16,297	71,442	67,413	193	3,656	-	24,804	9,388	3,446	1,711	2,354	1,155	69
100,324	234,319	298,481	239,167	9,434	23,737	101	32,022	23,702	45,605	20,615	115,153	25,726	70
3,182,678	5,706,998	4,160,254	7,107,342	38,855	538,913	236	2,995,350	1,717,957	887,956	350,839	960,234	301,439	71
447,442	765,759	583,056	1,055,783	24,566	152,635	-	797,338	437,478	197,603	37,894	116,811	66,540	72
2,150,190	1,394,124	1,075,767	3,008,128	9,618	59,252	-	59,319	15,992	5,399	3,918	1,864	2,357	73
-	-	-	272	-	-	-	8,078	-	125,920	206,167	520,827	16,795	74
22,523	74,953	78,872	81,981	1,198	90,035	-	211,012	28,244	140,797	18,507	68,272	28,116	75
-	-	471	4,686	1,398	4,241	-	68,510	22,120	6,911	481	19,573	26,857	76
21	376	1,075	3,305	3,255	20,569	29	20,159	3,164	2,732	4,122	10,606	24,017	77
81,679	139,598	77,561	184,012	14,176	109,654	-	171,933	106,849	40,584	16,038	64,927	25,227	78
218,442	1,354,115	1,641,290	1,448,190	944	25,607	-	587,321	239,836	57,081	9,021	33,865	31,263	79
190,559	1,606,252	529,846	921,456	-	-	-	95,024	141,132	19,333	2,898	2,305	11,377	80
2,712	8,096	13,314	90,830	6,256	12,548	-	55,690	32,642	5,372	1,505	3,392	5,219	81
11,182	87,435	20,321	63,252	3,388	21,034	-	473,351	454,747	174,493	12,694	41,930	19,756	82
15,821	111,190	34,722	69,099	4,124	30,670	180	296,696	181,484	70,474	16,450	36,289	19,435	83
42,108	165,056	103,959	176,348	3,732	12,638	27	80,914	52,269	41,257	21,154	59,573	24,473	84
7,175,867	3,818,115	15,839,636	10,798,792	22,636	214,435	60	1,140,272	1,072,105	533,415	390,307	791,035	178,310	85
867,334	980,936	1,472,391	1,477,963	10,090	67,289	-	297,052	392,206	105,301	37,016	87,061	19,844	86
4,489,570	1,632,186	2,090,719	3,235,006	2,715	14,181	-	19,612	9,000	2,670	6,613	611	105	87
-	-	-	548	-	-	-	4,888	-	105,294	240,076	435,310	7,690	88
18,932	140,253	296,256	47,741	344	18,000	-	121,033	16,041	111,191	23,715	46,217	12,689	89
-	545	379	2,518	329	2,630	-	24,058	11,068	3,296	460	14,891	19,552	90
32	868	1,110	1,773	962	7,426	-	8,139	2,062	2,133	6,312	5,507	16,354	91
167,800	213,267	281,428	195,532	4,019	64,159	-	42,736	71,644	18,862	11,144	38,465	9,310	92
336,087	1,297,209	4,227,915	2,645,569	189	8,758	-	213,581	283,589	23,950	8,948	15,195	7,968	93
1,156,784	4,729,268	6,854,180	2,655,935	-	-	-	80,726	254,841	11,530	3,330	4,021	24,412	94
3,633	7,179	21,758	123,829	1,796	7,247	-	18,269	31,015	2,724	1,544	2,977	2,543	95
26,664	240,035	65,097	93,223	679	10,754	-	184,493	394,125	93,792	13,813	32,557	6,714	96
33,139	334,905	110,848	100,237	1,289	8,992	60	96,405	150,970	34,008	16,759	66,173	13,622	97
75,893	233,459	444,555	188,919	1,184	4,909	-	29,280	55,504	18,669	20,577	41,230	25,478	98

STATE TABLE I.—FARMS AND FARM ACREAGE, 1930 AND 1929,

[See NOTE,

	Item and type of farm (See definitions in Introduction)	East South Central Division				West South Central Division			
		Kentucky	Tennessee	Alabama	Mississippi	Arkansas	Louisiana	Oklahoma	Texas
	FARMS, BY TYPE, 1930	*Number*	*Number*	*Number*	*Number*	*Number*	*Number*	*Number*	*Number*
1	All types	246,499	245,657	257,395	312,663	242,334	161,445	203,866	495,489
2	General	46,982	47,887	13,220	14,503	23,789	8,309	36,624	32,909
3	Cash-grain	2,721	4,120	90	58	1,529	4,135	25,698	15,081
4	Cotton	575	63,076	206,835	259,198	168,701	115,123	86,314	349,458
5	Crop-specialty	65,555	23,494	2,620	912	757	5,599	2,857	3,356
6	Fruit	564	1,128	951	442	3,190	5,084	628	2,559
7	Truck	786	1,754	923	4,265	1,083	1,625	531	5,663
8	Dairy	5,901	5,826	1,541	3,208	2,525	1,393	5,176	8,074
9	Animal-specialty	11,620	10,853	938	820	1,921	850	7,258	5,228
10	Stock ranch	408	53	261	216	58	344	967	15,632
11	Poultry	1,267	1,743	746	335	1,040	277	2,909	5,274
12	Self-sufficing	70,506	53,822	12,941	10,342	17,098	6,972	14,432	13,539
13	Abnormal	20,931	18,349	6,929	6,871	6,348	4,185	6,754	12,003
14	Institution or country estate	198	157	67	96	53	51	89	127
15	Part-time	18,960	16,324	5,906	5,848	5,245	3,766	5,879	10,619
16	Boarding and lodging	114	71	55	33	29	35	49	110
17	Forest-product	860	1,130	768	707	541	259	195	480
18	Horse farm, feed lot, or livestock dealer	799	667	133	187	380	74	542	667
19	Unclassified	18,683	13,552	9,400	11,493	14,295	7,449	13 718	26,713
	FARM LAND, BY TYPE								
	All land in farms, 1930	*Acres*	*Acres*	*Acres*	*Acres*	*Acres*	*Acres*	*Acres*	*Acres*
20	All types	19,927,288	18,003,241	17,554,635	17,332,195	16,059,962	9,355,437	33,780,817	124,707,130
21	General	4,729,707	4,551,248	1,296,496	1,636,591	2,641,428	652,918	5,737,676	4,940,454
22	Cash-grain	228,445	403,689	8,895	4,064	403,291	812,884	7,741,236	7,000,167
23	Cotton	28,842	3,382,108	12,996,301	12,567,477	9,259,329	5,154,611	10,191,762	37,905,389
24	Crop-specialty	5,116,634	1,663,981	247,823	107,054	100,408	925,781	514,422	430,441
25	Fruit	46,378	117,915	82,032	65,761	285,969	158,856	65,533	217,615
26	Truck	36,367	97,018	62,352	235,368	76,616	72,507	34,027	463,550
27	Dairy	674,125	725,631	294,621	466,353	273,371	166,912	838,107	1,386,275
28	Animal specialty	2,035,475	1,886,825	308,651	208,201	366,474	132,264	2,241,576	1,664,670
29	Stock-ranch	171,005	13,160	272,246	211,755	40,930	263,781	3,093,469	64,103,956
30	Poultry	88,838	109,106	53,106	28,823	71,563	13,544	260,917	529,795
31	Self-sufficing	4,646,537	3,300,917	811,706	669,347	1,362,174	318,333	1,172,703	955,547
32	Abnormal	1,184,509	1,020,984	567,392	612,221	440,966	258,579	555,593	856,172
33	Institution or country estate	70,847	56,939	38,656	54,806	28,306	45,299	78,568	60,864
34	Part-time	789,328	633,529	252,849	301,764	252,650	123,220	313,783	463,605
35	Boarding and lodging	8,760	5,358	3,860	1,663	1,191	5,317	4,449	15,992
36	Forest-product	163,439	236,889	251,003	223,471	101,716	77,037	28,836	157,513
37	Horse farm, feed lot, or livestock dealer	152,135	86,289	21,024	30,517	57,103	7,706	129,957	158,198
38	Unclassified	830,424	600,665	464,014	519,180	730,443	424,970	1,343,896	4,253,088
	Average acres per farm, 1930								
39	All types	81	73	68	55	66	58	166	252
40	General	101	97	106	113	111	79	157	150
41	Cash grain	121	98	99	70	264	197	301	464
42	Cotton	50	54	63	48	55	45	118	108
43	Crop-specialty	78	72	95	117	133	162	180	128
44	Fruit	82	105	86	149	90	31	104	85
45	Truck	46	55	68	55	71	45	64	82
46	Dairy	114	125	185	145	108	120	162	172
47	Animal-specialty	175	174	329	254	191	156	309	318
48	Stock-ranch	419	248	1,043	980	706	767	3,199	4,101
49	Poultry	70	63	71	86	69	49	90	100
50	Self-sufficing	66	61	63	65	80	46	81	71
51	Abnormal	57	56	82	89	69	62	82	71
	Crop land harvested, 1929								
52	All types	5,330,891	6,106,300	7,113,937	6,597,112	6,581,834	4,068,151	16,553,185	30,634,370
53	General	1,329,391	1,496,343	343,890	308,209	708,417	169,062	2,444,061	1,509,073
54	Cash-grain	144,945	187,108	4,540	1,889	208,273	437,489	4,736,822	3,815,029
55	Cotton	20,692	1,724,905	6,172,555	5,829,532	4,576,185	2,747,929	5,919,057	22,382,742
56	Crop-specialty	1,723,809	616,541	118,641	33,186	41,580	431,857	252,643	222,500
57	Fruit	19,066	42,999	23,249	17,425	117,385	50,950	23,640	96,759
58	Truck	16,289	44,634	21,887	59,175	23,515	26,690	16,352	191,305
59	Dairy	195,603	219,805	55,513	79,214	66,571	30,370	289,102	328,303
60	Animal-specialty	572,677	550,552	47,571	25,742	83,206	19,939	753,537	346,117
61	Stock-ranch	14,047	973	10,551	5,028	3,014	12,487	126,992	849,388
62	Poultry	20,915	31,172	11,941	3,917	19,074	2,597	95,665	120,608
63	Self-sufficing	942,275	871,045	164,077	110,111	268,129	72,568	353,291	185,424
64	Abnormal	235,497	232,342	99,359	91,926	87,990	45,967	169,082	143,556
65	Institution or country estate	20,477	14,902	15,776	24,564	10,920	12,302	29 944	12,850
66	Part-time	162,880	161,269	57,397	48,846	51,857	26,575	93,795	89,788
67	Boarding and lodging	1,391	1,141	754	382	268	369	879	1,167
68	Forest-product	22,995	33,020	21,541	14,600	11,739	5,541	4,414	10,723
69	Horse farm, feed lot, or livestock dealer	27,754	22,010	3,891	3,534	13,212	1,180	40,950	29,038
70	Unclassified	95,615	87,883	30,163	31,758	78,399	20,246	317,941	433,556
	Plowable pasture, 1929								
71	All types	5,394,648	2,751,200	1,203,622	1,496,294	1 169,961	915,839	3,248,518	11,156,355
72	General	1,302,786	766,170	105,126	174,207	270,210	63,567	585,064	456,679
73	Cash-grain	57,177	51,725	629	640	33,775	200,260	807,499	1,601,335
74	Cotton	2,627	291,376	674,907	888,945	473,840	312,847	680,933	2,329,551
75	Crop-specialty	1,474,170	283,363	14,401	11,696	8,967	48,907	57,016	45,512
76	Fruit	9,437	14,854	3,574	3,645	24,671	9,501	4,882	17,117
77	Truck	4,795	12,784	2,547	34,068	6,918	3,814	2,484	35,649
78	Dairy	240,021	185,458	83,605	124,806	54,776	44,867	120,716	252,200
79	Animal-specialty	801,436	419,953	76,130	36,332	50,911	22,205	270,311	202,249
80	Stock ranch	92,808	4,526	104,195	57,499	9,288	92,948	354,897	5,233,919
81	Poultry	24,604	28,297	6,017	3,305	10,175	2,592	35,282	57,089
82	Self-sufficing	870,180	450,727	47,184	53,921	118,100	32,625	86,364	97,946
83	Abnormal	312,509	159,723	44,238	60,438	45,629	31,911	79,941	123,037
84	Unclassified	202,047	88,244	41,969	45,792	67,701	49,866	163,139	694,972
	Other pasture (excl woodland), 1929								
85	All types	1,329,477	887,988	610,616	995,159	558,167	401,710	7,824,022	61,337,071
86	General	362,392	241,009	60,000	127,401	135,071	33,344	1,121,440	931,164
87	Cash-grain	10,203	17,303	153	91	10,050	22,135	1,454,663	830,841
88	Cotton	128	122,688	389,695	635,920	226,309	179,189	1,404,266	4,836,825
89	Crop-specialty	320,642	74,676	6,746	7,106	4,533	33,699	102,858	45,810
90	Fruit	2,322	2,972	874	5,344	11,922	5,516	8,274	27,234
91	Truck	2,321	3,371	1,252	18,775	3,865	2,576	3,020	91,119
92	Dairy	79,993	59,831	26,728	49,814	28,516	14,608	205,848	398,541
93	Animal-specialty	144,267	158,569	23,146	21,178	28,249	7,834	710,889	439,866
94	Stock-ranch	24,919	2,222	38,433	25,595	4,637	59,080	2,250,902	51,687,796
95	Poultry	6,243	6,794	2,213	2,232	4,765	1,031	61,768	109,386
96	Self-sufficing	260,359	133,980	26,413	45,703	57,825	13,078	132,405	155,310
97	Abnormal	53,571	41,061	19,225	34,768	23,452	9,234	122,879	166,198
98	Unclassified	49,118	20,552	13,738	21,142	23,972	20 386	244,811	1,635,981

BY TYPE OF FARM, BY DIVISIONS AND STATES—Continued

bottom of p 8]

MOUNTAIN DIVISION								PACIFIC DIVISION			
MONTANA	IDAHO	WYOMING	COLORADO	NEW MEXICO	ARIZONA	UTAH	NEVADA	WASHINGTON	OREGON	CALIFORNIA	
Number	*Number*	*Number*	*Number*	*Number*	*Number*	*Number*	*Number*	*Number*	*Number*	*Number*	
47,495	41,674	16,011	59,956	31,404	14,173	27,159	3,442	70,904	55,153	135,676	1
5,621	7,228	2,493	8,541	3,305	979	5,400	440	7,121	9,762	4,426	2
19,374	7,792	1,783	8,933	2,942	195	1,609	36	8,442	4,965	4,311	3
				2,878	2,747					2,971	4
4,101	10,627	2,839	13,696	4,291	641	4,005	642	3,750	2,948	8,944	5
197	1,287	5	1,779	429	487	990	15	9,868	6,307	52,011	6
153	203	37	2,194	728	448	725	42	1,299	942	6,688	7
2,175	4,227	812	3,540	639	745	3,373	499	12,723	8,150	15,179	8
2,480	2,343	1,458	5,299	839	322	2,106	137	1,242	1,882	2,012	9
6,919	1,535	4,040	4,836	5,908	3,660	2,388	822	688	2,648	5,121	10
371	788	215	1,629	242	625	1,830	232	8,636	3,091	15,424	11
1,405	1,311	537	1,687	3,749	704	922	122	3,631	3,447	2,233	12
2,589	2,989	1,124	4,064	3,392	1,598	3,183	274	9,825	7,816	9,405	13
42	30	27	54	25	28	8	12	54	45	149	14
2,123	2,570	929	3,545	3,212	1,382	3,078	232	3,969	6,879	3,525	15
80	28	64	101	20	50	17	6	114	75	201	16
150	240	32	93	79	98			530	666	279	17
194	121	72	271	56	40	80	24	158	151	251	18
2,110	1,344	668	3,758	2,069	1,022	628	181	3,679	3,195	6,951	19
Acres	*Acres*	*Acres*	*Acres*	*Acres*	*Acres*	*Acres*	*Acres*	*Acres*	*Acres*	*Acres*	
44,659,152	9,346,908	23,525,234	28,876,171	30,822,034	10,526,627	5,613,101	4,080,906	13,533,778	16,548,678	30,442,581	20
2,695,316	1,112,991	1,492,848	2,972,162	993,122	119,277	644,778	111,070	910,055	1,554,009	820,408	21
15,400,842	2,836,997	1,349,387	5,068,492	1,242,175	21,734	539,352	6,069	6,430,682	3,126,444	3,036,108	22
				303,261	367,488					496,492	23
1,840,565	1,458,440	1,139,535	3,910,354	1,339,887	98,417	436,774	361,069	445,894	691,210	1,555,716	24
17,602	69,716	886	76,022	41,771	33,779	40,281	2,508	372,176	492,470	3,121,986	25
19,658	7,045	3,265	148,081	23,804	53,769	27,219	3,702	42,154	34,134	515,719	26
724,429	515,787	332,914	1,211,274	309,773	95,492	330,508	95,554	1,412,081	1,221,026	2,703,686	27
1,528,526	665,598	863,746	2,531,527	295,636	49,945	346,113	40,743	397,406	537,877	660,689	28
20,361,760	1,932,760	17,261,625	10,487,301	24,185,164	8,951,570	2,874,261	3,239,727	2,206,060	7,370,302	14,955,646	29
66,085	71,019	54,625	129,181	46,251	60,793	70,267	18,441	267,579	183,876	413,680	30
316,354	126,965	187,734	801,713	404,615	73,831	64,101	14,983	215,937	267,159	205,876	31
801,463	315,460	480,129	773,127	625,807	368,161	150,310	58,403	478,226	639,852	844,057	32
84,565	11,658	22,142	56,787	102,215	7,496	951	4,839	15,092	13,219	305,007	33
439,820	222,706	296,747	434,424	436,540	200,870	140,290	29,163	318,406	366,525	338,402	34
55,523	4,042	62,810	37,529	12,961	140,928	1,501	2,862	7,618	13,127	35,721	35
38,776	56,895	18,599	144,494	44,788	8,442			100,633	193,748	97,566	36
182,779	20,159	79,831	99,893	29,303	10,425	7,568	21,539	36,477	53,233	67,361	37
886,552	234,130	359,040	1,266,937	1,010,768	232,371	89,137	128,637	355,526	430,319	1,112,518	38
940	234	1,469	482	981	743	907	1,196	191	300	224	39
480	154	599	348	300	122	119	252	128	159	185	40
795	364	757	567	422	111	335	169	762	630	704	41
				106	134					167	42
449	137	401	286	312	154	109	562	119	234	174	43
89	54	77	43	97	69	41	167	38	78	60	44
128	35	88	67	33	120	38	88	32	36	77	45
333	122	410	342	485	128	98	191	111	150	178	46
616	284	592	478	352	155	164	297	320	286	328	47
2,943	1,259	4,273	2,169	4,095	2,446	1,204	3,941	3,206	2,783	2,920	48
178	90	254	79	191	97	38	79	31	59	27	49
225	97	350	179	108	105	70	123	59	78	92	50
310	106	427	190	184	230	47	213	49	82	90	51
7,840,979	3,150,097	2,007,751	6,750,398	1,493,998	478,411	1,159,890	397,504	3,658,514	2,906,324	6,549,967	52
530,399	389,591	233,693	826,018	173,120	24,146	225,575	26,591	197,836	394,123	179,611	53
4,895,484	1,293,294	365,010	2,330,574	510,035	10,366	186,268	2,858	2,446,203	1,131,292	1,501,406	54
				165,102	248,022					327,980	55
462,956	796,677	335,142	1,580,665	205,206	41,251	198,885	80,430	201,898	225,295	865,055	56
5,843	39,110	182	34,656	10,963	13,519	18,333	361	162,787	178,485	1,692,278	57
7,681	3,643	1,293	65,629	8,075	33,313	13,543	1,524	19,568	16,948	367,826	58
142,371	157,134	67,533	242,534	33,560	23,597	129,128	81,117	315,372	288,094	666,272	59
350,235	213,585	194,317	798,854	50,386	14,145	130,149	12,452	67,501	119,392	169,042	60
1,270,446	162,082	733,635	622,705	142,891	38,506	176,161	222,833	57,150	381,448	439,297	61
10,128	16,363	7,254	31,456	5,800	4,566	25,985	4,780	63,664	46,667	97,969	62
32,171	17,108	14,496	31,803	36,483	5,626	13,412	1,774	25,720	28,758	15,009	63
80,030	41,787	38,121	86,391	34,022	14,172	35,742	7,564	63,104	64,646	149,633	64
8,661	3,290	5,629	9,769	1,627	2,053	499	926	4,702	5,523	85,751	65
49,002	28,556	20,511	48,800	27,890	7,414	30,861	2,942	45,988	42,802	48,735	66
2,949	387	4,463	2,250	450	433	198	134	712	1,253	1,909	67
3,014	4,394	1,056	3,899	1,046	300			7,132	10,746	2,863	68
16,404	5,160	6,462	21,673	3,009	3,972	4,184	3,562	4,570	4,322	10,375	69
53,235	19,723	17,075	98,813	28,365	7,182	6,709	5,220	37,711	31,176	78,589	70
4,694,535	379,451	2,391,531	4,214,777	3,198,497	109,183	398,905	78,111	577,901	816,803	3,075,362	71
321,356	55,757	259,019	622,328	285,831	5,677	38,184	4,799	53,291	123,113	110,707	72
2,049,091	96,758	267,376	908,827	365,867	853	16,908	105	163,431	96,806	284,443	73
				27,110	13,243					15,609	74
153,811	58,843	117,375	549,920	312,263	4,970	22,496	10,318	18,781	40,329	101,547	75
1,213	3,992	129	2,272	1,365	1,277	3,931	21	17,431	31,151	183,863	76
2,090	307	456	4,439	2,796	607	1,188	71	2,860	1,694	24,574	77
77,748	36,851	42,468	294,070	79,843	9,523	28,686	4,495	145,990	111,323	488,893	78
193,707	31,772	150,519	480,891	98,007	3,982	19,223	2,575	24,010	52,478	124,460	79
1,043,742	52,482	1,337,696	1,017,195	1,682,621	41,608	72,915	43,787	55,002	245,830	1,403,271	80
6,657	3,794	3,269	24,323	11,353	3,255	4,887	524	18,755	17,755	69,880	81
39,456	5,761	28,834	38,377	62,604	3,400	3,470	603	12,850	17,864	23,314	82
81,169	15,192	50,858	89,787	66,298	7,577	11,141	1,733	37,767	47,646	85,932	83
124,795	17,942	58,532	252,348	202,539	7,161	5,176	9,060	27,733	30,814	158,869	84
25,340,239	3,275,894	18,047,336	13,712,858	23,543,551	8,982,704	3,256,558	3,178,259	4,175,098	7,942,543	12,969,581	85
1,342,728	313,529	857,816	1,033,727	337,034	57,029	219,434	47,908	229,797	383,154	219,546	86
4,942,033	542,198	567,809	957,348	250,740	4,346	137,250	1,064	1,220,859	765,285	340,593	87
				71,122	7,250					44,590	88
953,636	306,639	557,962	1,112,017	464,593	29,132	123,530	193,376	86,891	282,578	244,013	89
3,330	11,153	40	9,314	20,260	3,113	8,470	451	62,099	51,713	393,237	90
6,296	1,694	1,160	43,794	7,120	10,969	4,419	493	6,005	3,631	28,685	91
349,273	167,634	186,618	540,942	162,696	46,717	104,263	32,634	291,969	334,880	926,694	92
735,455	269,487	450,995	909,857	113,409	19,022	120,447	8,668	167,224	175,224	235,939	93
15,892,970	1,450,492	14,709,841	7,925,795	20,921,433	8,257,255	2,391,206	2,753,832	1,837,540	5,469,013	9,698,045	94
31,929	26,774	30,254	45,426	25,119	39,734	19,872	2,990	39,306	34,054	99,338	95
162,872	39,470	130,276	147,914	175,495	43,899	23,128	6,051	40,076	70,812	55,728	96
415,413	122,468	321,447	335,797	360,457	300,714	57,048	33,227	84,490	170,830	273,211	97
499,255	122,336	233,105	650,923	553,768	133,474	47 491	95,508	108,523	176,371	409,962	98

State Table II.—VALUE OF SPECIFIED FARM PROPERTY,

[See Note,

	ITEM AND TYPE OF FARM (See definitions in Introduction)	United States	Geographic Divisions: New England	Middle Atlantic	East North Central	West North Central	South Atlantic	East South Central
	Land and buildings	*Dollars*	*Dollars*	*Dollars*	*Dollars*	*Dollars*	*Dollars*	*Dollars*
1	All types	47,879,838,358	940,713,496	2,817,767,499	9,336,790,560	15,158,529,566	3,862,078,808	2,685,363,866
2	General	7,517,533,167	94,372,496	532,605,227	2,064,161,782	2,850,134,763	598,335,876	436,310,733
3	Cash-grain	7,993,989,151	267,600	31,699,019	1,776,995,928	4,321,353,028	67,019,441	37,239,676
4	Cotton	4,853,718,391	----	----	298,225	48,994,708	821,159,651	942,694,159
5	Crop-specialty	2,658,282,346	123,377,297	184,346,984	265,387,264	178,611,967	586,678,327	346,731,107
6	Fruit	2,545,106,109	33,462,411	144,981,611	123,922,830	36,381,324	335,923,825	20,149,719
7	Truck	823,132,720	32,169,954	163,454,317	150,553,498	38,354,165	108,705,826	23,621,264
8	Dairy	5,967,016,422	320,492,313	975,737,686	2,348,731,327	1,151,625,409	216,132,620	122,473,113
9	Animal-specialty	7,796,970,742	13,043,903	43,570,348	1,559,072,846	5,386,282,280	185,576,589	216,888,411
10	Stock-ranch	1,991,092,726	----	715,325	912,560	279,188,950	42,340,345	17,043,418
11	Poultry	995,865,655	59,902,589	169,995,896	192,790,378	184,080,257	75,574,415	15,442,961
12	Self-sufficing	1,218,698,828	40,277,348	92,589,283	167,824,931	175,885,094	326,021,123	242,280,925
13	Abnormal	2,075,153,031	185,555,618	331,340,445	393,298,964	229,386,261	350,243,168	179,904,639
14	Institution or country estate	560,433,220	88,247,999	121,414,213	99,271,424	36,609,638	100,557,465	34,965,114
15	Part-time	1,168,552,685	69,287,902	158,305,943	254,145,219	138,288,409	194,954,614	99,555,776
16	Boarding and lodging	71,631,367	8,663,417	30,198,517	6,933,620	3,912,425	5,476,102	1,394,431
17	Forest-product	102,668,231	13,374,532	8,762,729	8,926,334	6,093,052	32,088,570	14,239,787
18	Horse farm, feed lot, or livestock dealer	171,867,528	5,981,768	12,659,043	24,022,367	44,482,737	17,166,417	29,749,531
19	Unclassified	1,443,299,070	37,731,967	146,731,358	292,840,027	278,251,360	138,367,597	84,583,741
	Land and buildings, per farm							
20	All types	7,614	7,530	7,880	9,660	13,623	3,639	2,528
21	General	7,199	5,494	6,581	7,481	10,726	4,788	3,559
22	Cash grain	17,580	8,632	8,774	21,051	17,576	9,596	5,328
23	Cotton	2,960	----	----	3,976	3,606	2,228	1,780
24	Crop-specialty	6,162	10,165	10,044	7,213	11,113	3,149	3,745
25	Fruit	17,997	12,514	12,093	9,882	9,150	15,052	6,532
26	Truck	9,734	10,003	12,041	10,238	8,882	5,826	3,057
27	Dairy	9,865	8,048	8,251	9,981	10,855	11,002	7,433
28	Animal-specialty	16,276	6,354	10,451	14,231	18,834	10,499	8,951
29	Stock ranch	28,044	----	23,844	21,728	23,398	16,977	18,170
30	Poultry	5,981	5,995	6,458	5,240	5,764	5,110	3,775
31	Self-sufficing	2,447	3,624	3,807	3,203	3,572	2,303	1,641
32	Abnormal	5,403	8,012	7,873	5,696	5,564	4,381	3,389
	Land and buildings, per acre							
33	All types	49	68	80	84	57	45	37
34	General	52	42	66	66	59	41	35
35	Cash-grain	50	63	75	117	49	57	50
36	Cotton	41	----	----	68	67	33	33
37	Crop specialty	56	77	99	66	51	43	48
38	Fruit	254	103	159	124	134	151	65
39	Truck	162	215	226	216	199	79	55
40	Dairy	71	54	60	83	69	77	57
41	Animal specialty	71	38	71	85	77	45	49
42	Stock ranch	10	----	59	22	12	25	26
43	Poultry	96	107	132	83	68	78	55
44	Self-sufficing	35	48	62	52	42	34	26
45	Abnormal	75	91	135	115	74	63	53
	Farm buildings (including dwellings)							
46	All types	12,949,993,774	499,741,072	1,535,495,971	3,167,238,810	3,515,159,751	1,273,942,640	810,092,819
47	General	2,450,928,411	52,463,975	304,862,720	766,833,611	744,284,003	221,082,434	142,448,295
48	Cash-grain	1,318,203,201	138,450	16,312,904	335,276,850	729,556,466	22,598,119	8,235,694
49	Cotton	1,029,766,808	----	----	71,050	8,428,652	250,725,196	254,981,508
50	Crop-specialty	724,853,171	56,577,595	87,446,710	102,327,543	39,820,933	196,185,645	106,600,098
51	Fruit	458,645,644	13,314,848	70,244,403	44,450,821	10,735,048	52,521,470	5,320,176
52	Truck	206,551,892	15,757,688	62,618,591	44,114,387	11,502,934	30,841,050	7,558,231
53	Dairy	2,379,074,468	172,596,067	551,543,475	967,151,541	387,065,035	86,695,829	39,371,090
54	Animal-specialty	1,940,633,500	6,991,144	23,207,555	465,750,428	1,256,367,491	54,632,417	59,130,729
55	Stock-ranch	193,591,441	----	202,700	215,700	34,728,988	8,094,367	3,415,325
56	Poultry	472,925,053	38,731,819	108,686,407	91,975,828	71,673,253	37,644,891	6,351,355
57	Self sufficing	471,690,756	23,919,858	54,313,382	71,833,442	62,030,374	123,034,172	82,307,066
58	Abnormal	884,295,165	97,428,872	181,411,957	168,654,946	89,334,101	146,909,386	70,319,225
59	Institution or country estate	206,587,529	39,777,777	53,519,351	30,960,854	11,779,256	38,139,326	11,523,045
60	Part-time	549,499,675	42,924,889	95,681,837	122,776,214	62,633,179	90,152,464	44,200,633
61	Boarding and lodging	41,608,966	5,595,653	21,510,827	3,242,730	1,903,425	2,742,120	741,585
62	Forest-product	32,323,046	6,045,893	4,321,234	3,030,413	1,696,845	9,427,954	3,687,067
63	Horse farm, feed lot, or livestock dealer	54,275,949	3,084,660	6,378,708	8,644,735	11,321,396	6,447,522	10,166,895
64	Unclassified	418,834,264	21,820,758	74,645,167	108,582,463	69,634,475	42,977,664	24,054,027
	Farmers' dwellings							
65	All types	7,083,536,150	277,132,434	800,027,656	1,601,715,866	1,734,991,965	828,504,061	534,557,348
66	General	1,347,691,499	31,165,344	161,302,223	405,306,249	381,222,641	141 628,454	90,046,651
67	Cash-grain	648,809,788	70,400	7,979,959	159,327,510	353,723,646	12,763,129	4,813,451
68	Cotton	720,261,116	----	----	27,750	5,319,848	175,959,954	187,554,729
69	Crop-specialty	408,137,811	27,387,295	45,107,167	51,102,825	21,001,329	125,728,183	61,175,994
70	Fruit	286 669,734	7,701,206	38,964,007	26,159,980	6 964,872	33 455,649	3,467,870
71	Truck	129,756,835	9,813,374	37,324,663	27,867,902	7,538,750	20,155,267	5,371,771
72	Dairy	1,157,038,404	91,644,782	266,332,361	453,591,725	183,880,532	44,844,334	23 671,063
73	Animal-specialty	928,831,225	4,004,140	11,098,775	222,205,178	584 963,800	32,063,939	33,329,647
74	Stock ranch	96,831,642	----	119,850	65,800	16,528,974	4,712,546	1,771,470
75	Poultry	280,288,232	24 765,055	64,031,682	54,600,465	42,721,873	24,153,355	4,093,496
76	Self-sufficing	321,835,108	16,432,243	34,542,979	46,445,885	39,848,598	88,978,327	57,187,498
77	Abnormal	543,032,072	56,023,784	101,154,239	104,110,980	56,420,695	96,930,025	45,819,819
78	Institution or country estate	79,305,687	17,305,582	18,375,203	10,465,794	3,848,500	16 908,727	5,832,533
79	Part-time	395,250,858	30,221,627	64,931,379	85,929,323	45,013,383	68,594,645	33,511,245
80	Boarding and lodging	23,794,690	3,383,500	12,509,025	1,876,525	958,945	1 956,625	536 400
81	Forest-product	19 313,336	3,519,950	2,425,677	1,581,623	965,077	6,094,748	2,293,891
82	Horse farm, feed lot, or livestock dealer	25,367,501	1,593 125	2,912,955	4,257,715	5,634,790	3,375,280	3,645,750
83	Unclassified	214,352,684	8,124,811	32,069,750	50,903,617	34,856,407	27,430,900	16,253,889
	Implements and machinery:							
84	All types	3,301,654,491	91,880,895	355,438,660	626,208,434	1,091,602,918	302,946,796	167,458,769
85	General	565,875,248	10,624,064	77,555,868	144,395,341	199,468,925	38,323,175	27,435,353
86	Cash-grain	624,698,286	27,135	3,695,316	83,599,945	355,105,758	4,043,751	1,727,823
87	Cotton	278,805,142	----	----	9,570	2,440 330	41,951,955	63 747 959
88	Crop-specialty	187,159,702	15,784 016	22,000,344	22,068,961	14,607,283	33,742,796	16,869,777
89	Fruit	117,194,983	2,505 956	16,301,894	9,204 411	1,755,442	10,987 305	1,220,228
90	Truck	56,581,582	2,729,339	17,431,553	8,684,529	2,219,766	8,089,112	1,811,752
91	Dairy	575,527,325	38,598,492	157,791,620	210,020,078	94,221 663	16,637 030	8,062,137
92	Animal-specialty	513,244,496	1,561,943	5,145 233	97,402,684	357,839,577	8,909,208	10,976,783
93	Stock-ranch	72,804,842	----	34,200	53 246	16,474,779	1,255,876	610,176
94	Poultry	70,741,204	5,114,968	18,063,368	12,228,772	11,212,634	5,611,668	1,025,922
95	Self-sufficing	62,279,351	2,872,586	8,267,754	7,847,766	8,707,564	13,156,000	11,348,971
96	Abnormal	109,805,918	10,060,182	20,053,181	18,684,234	13,118,463	15,093,663	9,139,690
97	Unclassified	66 936 402	2,002,266	9 098,341	12,008,897	14 430,734	5,146,262	3,474,196

1930, BY TYPE OF FARM, BY DIVISIONS AND STATES

bottom of p 8]

Line	West South Central	Mountain	Pacific	Maine	New Hampshire	Vermont	Massachusetts	Rhode Island	Connecticut	New York	New Jersey	Pennsylvania
	Geographic Divisions—Continued			New England Division						Middle Atlantic Division		
	Dollars	Dollars	Dollars	Dollars	Dollars	Dollars	Dollars	Dollars	Dollars	Dollars	Dollars	Dollars
1	5,808,150,835	2,458,482,740	4,823,961,393	194,279,884	77,355,327	145,985,241	261,222,390	34,507,749	237,412,905	1,315,904,741	293,845,113	1,203,017,645
2	479,936,238	251,529,549	210,146,503	29,834,101	10,938,980	12,085,372	23,100,539	3,371,384	15,042,120	183,491,349	28,746,422	320,367,456
3	658,642,841	497,609,688	603,161,930	78,300	-	-	189,300	-	-	3,117,141	1,378,976	27,202,902
4	2,885,594,652	93,914,267	61,062,729									
5	96,014,493	451,083,011	426,031,896	74,874,863	2,721,182	4,275,885	14,608,588	334,950	26,561,829	101,090,386	16,826,390	66,430,208
6	80,887,202	63,616,014	1,705,781,178	8,633,300	2,227,828	2,152,650	19,154,566	1,199,365	5,094,702	97,558,712	18,745,704	28,677,195
7	53,879,094	38,167,715	214,226,887	1,949,075	735,750	548,750	18,775,425	1,662,580	8,498,374	74,765,503	58,202,640	30,486,174
8	149,147,378	144,546,957	538,129,624	32,398,141	26,459,399	99,042,187	80,030,501	14,858,630	67,703,455	545,120,854	63,557,912	367,058,920
9	138,677,557	169,929,675	83,929,132	3,094,587	1,476,475	2,601,195	3,255,125	376,950	2,239,571	8,203,727	1,353,700	34,012,921
10	762,209,304	525,471,236	360,211,588									715,325
11	50,542,297	84,794,006	212,682,856	7,227,597	6,830,890	1,912,100	25,257,508	2,900,979	15,833,515	63,175,263	42,252,739	64,567,894
12	109,699,549	26,454,716	37,665,559	10,413,746	5,638,793	4,207,515	8,723,929	1,725,670	9,567,695	27,714,047	7,051,816	57,823,420
13	120,133,616	89,979,566	195,310,754	26,779,514	17,886,580	17,034,812	51,481,727	5,865,841	66,507,144	147,358,182	33,521,050	150,461,213
14	22,659,897	11,753,155	44,954,815	2,527,661	4,459,610	3,604,830	28,362,538	2,988,363	46,304,997	53,705,635	18,272,444	49,436,134
15	76,344,322	5[illegible],087,534	120,582,966	15,794,622	7,650,405	9,737,405	17,929,845	2,083,450	16,092,175	60,194,206	11,371,416	86,740,321
16	1,794,517	7,169,633	6,088,705	1,956,775	2,146,110	1,316,235	1,259,235	204,300	1,780,762	24,915,552	1,175,400	4,107,565
17	6,370,514	3,318,518	9,294,195	5,152,706	2,869,435	1,520,784	2,482,419	276,028	1,073,160	3,906,609	268,340	4,597,780
18	12,764,366	10,650,726	14,390,578	1,347,750	761,020	855,558	1,447,690	313,700	1,256,050	4,636,160	2,433,450	5,589,413
19	220,786,319	68,386,340	175,620,361	3,996,600	2,439,450	2,074,775	16,645,182	2,211,400	10,364,500	64,309,577	27,207,764	55,214,017
20	5,263	10,168	18,431	4,981	5,190	5,861	10,205	10,388	13,228	8,234	11,776	6,977
21	4,722	7,396	9,862	3,938	4,921	4,595	8,568	8,803	9,018	6,769	10,023	6,287
22	14,182	11,663	34,042	5,220	-	-	11,831	-	-	6,942	12,888	8,899
23	4,010	16,711	20,553									
24	7,579	11,045	27,236	9,400	5,717	5,025	11,858	9,570	16,822	11,071	13,483	8,330
25	7,058	12,260	25,017	5,296	8,101	16,308	16,164	15,182	16,072	11,540	13,855	13,143
26	6,052	8,426	23,992	5,063	5,332	5,177	10,442	9,555	13,818	12,602	10,707	13,820
27	8,688	9,029	14,926	4,912	6,108	6,866	10,284	12,560	12,301	8,004	13,327	8,089
28	9,089	11,341	16,341	4,498	5,369	5,655	9,144	7,853	9,910	8,568	12,534	10,961
29	44,833	17,554	42,593									23,844
30	5,320	5,865	7,833	3,487	4,211	4,249	7,504	8,266	7,807	6,676	8,662	5,389
31	2,108	2,535	4,045	2,572	3,102	2,882	4,943	5,076	5,692	3,835	6,893	3,598
32	4,102	4,683	7,221	3,335	5,360	4,262	11,775	12,808	22,423	8,808	16,225	6,461
33	39	16	80	49	39	37	130	194	151	73	170	79
34	34	25	64	29	32	28	94	103	99	64	133	65
35	41	19	48	48	-	-	72	-	-	57	102	77
36	46	140	123									
37	49	43	158	65	36	31	149	90	216	98	128	96
38	111	226	428	31	53	104	182	139	178	154	197	159
39	83	133	362	58	85	123	279	266	289	251	182	284
40	56	40	101	37	36	37	95	125	99	53	109	68
41	31	27	53	27	29	29	66	42	75	54	101	75
42	11	6	15									59
43	58	67	246	46	59	60	213	96	148	116	280	109
44	29	18	55	32	35	38	71	87	96	60	158	59
45	57	25	100	35	46	49	168	151	327	125	320	129
46	990,551,653	420,984,749	737,486,509	98,658,634	45,176,597	89,316,178	143,092,570	17,893,540	112,673,553	715,819,989	148,354,585	673,321,397
47	117,510,884	53,450,857	47,991,632	16,794,513	5,974,164	6,791,615	13,253,014	1,684,268	7,966,401	105,185,690	14,275,863	185,401,167
48	80,679,799	66,538,873	58,866,046	38,900	-	-	99,550	-	-	1,677,750	593,004	14,042,150
49	501,110,863	8,714,011	5,735,528									
50	19,660,231	74,558,707	41,675,709	29,985,633	1,424,600	2,284,425	7,729,965	171,350	14,981,622	41,053,567	7,789,605	38,603,538
51	14,647,965	13,933,654	233,477,269	1,645,770	1,111,875	880,825	6,943,689	544,320	2,188,369	50,129,171	7,525,704	12,589,528
52	9,225,222	7,456,611	17,477,180	1,101,905	423,250	314,700	9,497,266	822,220	3,598,345	27,813,268	23,828,187	10,977,136
53	38,097,319	34,672,575	103,881,539	18,523,876	15,171,250	54,948,777	43,648,301	7,185,963	33,117,900	311,650,222	32,864,318	207,028,935
54	27,448,197	32,013,661	15,091,878	1,738,397	839,400	1,465,100	1,663,180	180,970	1,104,007	4,491,095	658,000	18,058,460
55	49,555,456	65,132,498	32,248,407									202,700
56	18,084,863	14,420,271	85,356,366	4,738,413	4,543,385	1,280,805	16,553,035	1,801,918	9,814,263	40,215,491	26,144,055	42,326,861
57	34,727,138	7,221,402	12,303,922	6,140,430	3,373,735	2,617,875	5,300,173	1,027,320	5,460,325	17,113,015	3,772,785	33,427,582
58	44,826,900	28,848,702	56,561,076	15,542,213	10,698,438	10,376,291	28,269,731	3,156,786	29,385,413	84,250,823	16,282,961	80,878,153
59	8,777,223	8,569,964	8,540,733	1,518,198	2,586,628	2,174,523	13,893,401	1,488,961	18,116,066	24,846,557	7,528,031	21,144,763
60	30,776,620	19,183,310	41,170,529	9,797,302	4,878,560	6,255,950	11,557,825	1,295,625	9,139,627	36,853,965	6,603,250	52,224,622
61	724,380	3,077,578	2,070,668	1,263,525	1,490,325	820,808	838,545	56,200	1,126,250	18,191,172	720,050	2,599,605
62	1,590,076	616,287	1,907,277	2,223,383	1,343,275	640,950	1,213,060	131,300	493,920	1,938,874	129,300	2,253,060
63	2,958,601	2,401,563	2,671,869	739,800	399,650	494,060	766,900	184,700	509,550	2,420,255	1,302,350	2,656,103
64	30,976,836	13,322,927	26,819,957	2,408,534	1,616,500	1,255,765	10,064,666	1,318,425	5,056,818	32,239,897	12,620,083	29,785,187
65	844,403,397	338,755,958	423,147,038	56,540,711	25,901,722	42,998,690	78,078,382	9,849,836	63,765,093	366,898,839	81,668,478	351,467,338
66	76,257,605	32,587,181	28,175,151	9,962,918	3,645,298	3,784,435	7,699,413	1,022,707	5,030,573	56,329,027	8,428,898	96,544,298
67	45,532,306	35,002,556	29,596,831	17,500	-	-	52,900	-	-	836,585	343,580	6,799,794
68	342,824,698	5,278,128	3,296,009									
69	9,772,740	44,001,450	22,860,828	15,359,310	840,000	1,282,250	3,669,815	101,550	6,134,370	21,869,970	4,568,742	18,668,455
70	10,108,018	9,640,033	150,208,099	984,510	631,825	359,425	4,087,520	299,100	1,338,826	27,492,673	4,574,438	6,896,896
71	6,364,729	5,071,375	10,249,004	667,875	261,350	216,800	5,790,696	533,574	2,343,080	16,137,887	14,670,516	6,516,260
72	31,294,342	19,890,689	51,898,578	10,726,858	8,469,961	27,168,869	23,315,147	3,645,515	18,318,432	147,885,853	16,051,327	102,395,181
73	15,892,056	17,399,527	7,874,163	960,564	435,550	794,111	966,715	118,000	709,200	2,119,376	351,550	8,627,850
74	37,869,153	31,152,635	14,611,215									119,850
75	10,866,578	8,864,819	46,190,909	2,998,365	2,776,078	815,475	10,776,002	1,205,750	6,193,485	23,063,588	16,138,839	24,829,255
76	24,817,365	5,072,266	6,509,947	4,030,385	2,305,895	1,782,475	3,628,930	739,701	3,944,857	10,909,923	2,667,955	20,875,101
77	28,716,752	17,981,146	35,874,632	9,651,355	5,843,825	6,217,670	14,830,955	1,709,989	17,769,990	45,744,687	8,899,233	46,510,319
78	2,564,400	959,705	3,045,243	546,650	633,600	817,400	4,763,065	590,589	9,934,278	8,350,199	2,766,833	7,258,171
79	22,961,511	14,292,069	29,795,676	6,711,485	3,340,480	4,326,110	8,345,140	933,450	6,564,962	34,764,386	4,907,875	35,239,118
80	413,290	1,182,636	977,745	676,100	913,900	464,350	585,400	25,700	718,050	10,356,825	511,900	1,640,300
81	1,012,290	314,710	1,105,370	1,333,620	730,595	348,460	708,825	94,350	304,100	1,056,802	89,400	1,279,475
82	1,765,361	1,232,027	960,598	383,600	225,250	261,350	408,525	65,900	248,600	1,196,475	623,225	1,093,255
83	24,067,485	6,824,151	13,801,674	1,141,171	691,940	577,380	3,258,290	473,760	1,982,280	14,414,271	4,971,400	12,684,079
84	838,334,708	210,944,338	383,838,969	29,389,758	9,911,507	30,767,500	18,730,074	2,718,369	12,370,683	173,608,369	37,078,085	154,756,906
85	32,855,804	22,157,404	13,049,314	4,545,803	1,301,323	1,958,638	1,712,158	213,217	892,926	27,299,757	2,849,774	47,406,337
86	67,063,617	65,934,853	43,500,088	5,200	-	-	21,935	-	-	478,721	138,466	3,078,129
87	161,316,712	5,432,691	3,905,925									
88	6,219,766	35,047,965	17,818,794	12,362,515	237,912	490,908	932,342	48,785	1,711,554	10,384,052	1,912,385	9,703,907
89	3,627,034	3,656,358	67,936,355	440,118	257,913	204,343	1,120,274	83,519	369,789	11,601,934	1,582,042	3,117,918
90	3,559,720	2,964,243	9,092,568	273,548	97,495	59,558	1,526,884	176,147	595,677	8,498,504	6,328,186	2,604,863
91	9,769,712	11,619,261	26,817,332	5,193,004	3,829,905	15,375,666	7,564,607	1,331,591	5,253,719	91,246,117	7,694,741	58,850,762
92	10,004,949	16,085,230	5,318,904	462,673	153,704	381,775	321,835	28,226	183,731	1,092,241	122,675	3,930,317
93	14,300,945	20,363,335	10,712,285									34,200
94	3,489,197	2,404,607	11,590,082	1,013,842	873,310	236,655	1,803,710	198,387	989,062	7,220,952	2,909,254	7,933,150
95	6,171,254	2,059,667	1,839,789	1,047,854	495,980	403,848	406,473	89,025	368,357	2,563,172	368,422	5,336,160
96	7,611,853	6,633,234	9,361,468	2,754,309	1,440,748	1,489,872	2,431,048	339,956	1,554,190	9,025,685	1,746,149	9,281,347
97	10,324,139	4,555,500	5,896,065	383,856	162,198	166,207	838,808	109,517	451,680	4,195,234	1,423,901	3,479,116

STATE TABLE II.—VALUE OF SPECIFIED FARM PROPERTY,

[See Note.

	Item and type of farm (See definitions in Introduction)	East North Central Division					West North Central Division		
		Ohio	Indiana	Illinois	Michigan	Wisconsin	Minnesota	Iowa	Missouri
	Land and buildings	Dollars	Dollars	Dollars	Dollars	Dollars	Dollars	Dollars	Dollars
1	All types	1,693,080,716	1,415,549,199	3,336,049,098	1,160,651,607	1,731,517,017	2,195,093,379	4,234,506,083	1,796,246,519
2	General	571,328,497	429,208,935	525,113,920	267,905,458	170,604,972	620,136,276	647,320,089	489,269,038
3	Cash grain	159,125,001	219,343,234	1,377,729,443	17,008,237	3,790,013	265,518,390	843,911,278	151,257,030
4	Cotton			298,225					48,825,308
5	Crop-specialty	44,162,519	21,387,420	26,924,454	112,102,682	60,810,189	54,882,305	8,400,613	16,908,964
6	Fruit	29,932,615	7,810,743	21,607,693	57,422,768	7,149,011	4,396,709	4,033,249	17,151,766
7	Truck	37,073,300	17,462,660	51,880,752	29,893,909	14,242,838	9,431,475	9,215,076	11,930,295
8	Dairy	262,061,959	148,870,552	347,415,269	308,559,017	1,281,824,530	680,086,218	200,588,625	113,400,324
9	Animal-specialty	288,877,690	394,640,566	728,596,301	71,859,123	75,099,166	381,031,602	2,319,789,533	670,769,130
10	Stock ranch	170,540	34,180		62,890	502,950	142,000	69,000	45,300
11	Poultry	60,015,124	35,896,103	51,813,839	33,406,850	11,658,462	13,891,259	36,107,613	77,440,333
12	Self-sufficing	45,573,574	31,916,602	40,586,064	29,216,440	20,532,251	21,129,246	34,265,961	71,129,753
13	Abnormal	118,595,578	62,581,065	75,493,142	86,215,296	50,413,883	35,030,820	49,400,464	68,827,152
14	Institution or country estate	31,395,271	7,721,130	22,161,521	26,161,151	11,832,351	5,081,720	9,837,847	11,217,679
15	Part time	78,525,701	48,250,436	44,936,923	51,947,877	30,454,282	22,925,366	26,461,165	47,624,903
16	Boarding and lodging	1,177,700	642,460	675,705	2,472,680	1,965,275	1,825,975	226,040	1,023,910
17	Forest-product	2,341,971	1,428,193	993,375	2,211,405	1,953,390	2,295,787	674,104	2,454,850
18	Horse farm, feed lot, or livestock dealer	5,154,935	4,510,846	6,725,618	3,422,183	4,208,785	2,901,972	12,201,308	6,505,810
19	Unclassified	76,114,310	46,390,102	88,527,036	46,558,877	35,249,702	39,489,888	71,428,282	59,837,426
	Land and buildings, per farm								
20	All types	7,720	7,796	15,558	6,853	9,836	11,471	19,655	7,018
21	General	7,183	6,837	9,428	6,578	7,763	11,669	15,516	6 047
22	Cash grain	11,777	13,745	26,255	8,483	8,151	16,484	24,724	11,001
23	Cotton			3,976					3,610
24	Crop-specialty	6,516	5,420	12,262	6,745	8,366	8,684	15,971	8,342
25	Fruit	11,009	7,890	9,716	9,372	14,894	8,991	9,468	7,803
26	Truck	9,555	5,725	17,196	8,392	11,909	9,043	9,772	8,740
27	Dairy	8,801	8,604	15,605	7,585	10,230	10,399	15,916	7,938
28	Animal-specialty	10,702	11,500	20,153	10,035	15,242	17,660	22,766	11,531
29	Stock-ranch	10,659	11,303	20,963	33,530	28,400	17,250	15,100	
30	Poultry	5,537	4,443	5,287	5,452	5,988	5,980	8,142	4,653
31	Self-sufficing	3,148	2,817	3,308	3,265	3,823	3,352	5,879	2,736
32	Abnormal	5,812	4,065	7,206	5,969	6,052	4,499	7,649	4,558
	Land and buildings, per acre								
33	All types	79	72	109	68	79	69	194	53
34	General	70	63	74	59	61	66	116	45
35	Cash-grain	86	81	134	72	55	65	132	69
36	Cotton			68					67
37	Crop-specialty	72	57	82	60	71	52	121	64
38	Fruit	159	92	89	136	115	229	279	94
39	Truck	222	97	356	222	201	200	198	192
40	Dairy	83	79	114	65	82	68	117	62
41	Animal-specialty	70	77	106	60	75	81	124	57
42	Stock-ranch	24	35	19	17	64	18	90	
43	Poultry	97	69	70	98	112	89	144	50
44	Self-sufficing	53	46	52	52	63	46	114	32
45	Abnormal	124	96	170	102	99	64	190	78
	Farm buildings (including dwellings)								
46	All types	660,820,831	456,908,378	780,949,079	532,638,561	745,931,771	671,133,381	1,037,596,238	490,297,223
47	General	228,304,828	147,875,950	145,325,015	172,669,415	71,658,403	190,175,741	171,319,303	144,600,042
48	Cash grain	46,202,133	46,337,315	234,576,702	6,782,535	1,288,165	57,355,223	151,473,515	27 450 302
49	Cotton			71,050					8,389,647
50	Crop-specialty	16,324,470	7,011,820	5,621,191	49,206,966	24,163,096	16,497,705	1,773,885	3 694,745
51	Fruit	9,883,019	2,643,701	5,885,120	24 002,839	2,038,142	1,855,765	1,453,734	4,969,799
52	Truck	12,702,347	5,717,590	9,945,222	10,702,113	5,047,215	3 458,915	2,907,629	3,155,900
53	Dairy	108,694,050	52,683,067	105,886,168	137,167,777	562,720,479	248,701,726	65,054,601	33,042,217
54	Animal-specialty	104,279,216	120,743,276	181,752,088	33,062,425	25,913,423	108,165,142	576,825,526	167,163,484
55	Stock ranch	78,000	1,300	5,000	101,900	29,500	7,000	5,000	
56	Poultry	29,658,029	16,968,380	20 851,167	18,220,629	6,277,823	6,972,317	15,077,813	29 194,392
57	Self-sufficing	20 459,559	13,086,552	15,177,374	13,052,536	9,157,321	8,902,504	13,356,504	24,431,969
58	Abnormal	51,703,207	27,521,499	29 064,441	36,540,339	23,525,460	16,271,893	19,529,752	27 336 254
59	Institution or country estate	9,339,546	2,100,583	6,960,937	7,355,526	5,204,262	2,367,846	2,562,319	3,741,087
60	Part-time	38,900,808	23,329,326	19,666,994	25 616,323	15,262,763	11,210,098	13,451,223	20,639,662
61	Boarding and lodging	534,140	301,950	277,085	1,185,580	943,975	956,595	134,885	439 970
62	Forest-product	775,103	469,880	240,275	904,710	640,445	732,650	173,790	640,335
63	Horse farm, feed lot, or livestock dealer	2,153,610	1,619,760	1 919,150	1 478,200	1,474,015	1,004,704	3 207,525	1,875,210
64	Unclassified	31,441,863	16,017,928	26,788,641	20,219,087	14,114,944	12,769,450	18,748,976	16,968,472
	Farmers' dwellings								
65	All types	355,007,787	246,656,882	386,687,848	270,240,877	343,129,379	315,743,266	475,397,844	281,329,280
66	General	122,390,326	80,983,438	78,444,942	88,369,544	35,117,999	90,849,460	81,684,568	84,438,447
67	Cash grain	23,084,444	23,108,128	109,077,373	3,467,975	589,590	26,402,682	67,585,999	15,455,132
68	Cotton			27 750					5,292,538
69	Crop-specialty	8,807,075	3,826,290	2,988,981	24,240,263	11 242,276	8,484,125	882,965	2,030 385
70	Fruit	6,000,801	1,518,015	3,528,758	14,041,894	1,070,512	1,273 430	985,215	3,083,792
71	Truck	8,002,717	3 569,380	5,530,160	6,852,920	2,912,725	2,138,960	1 817 280	2,247,420
72	Dairy	57,146,391	28,057,033	48,917,399	67,692,936	251,777,966	114 047,983	30 088,580	18,786,222
73	Animal-specialty	51,311,090	60,208,886	85,144,597	14,780,445	10,760,160	47,309,787	254,067 823	88,965,196
74	Stock-ranch	19,200	700	2,000	29,700	14,200	3,100	3,500	
75	Poultry	17,825,401	10,128,234	12,556,733	10,522,348	3,566 749	3,972,025	8,892,175	17,591,348
76	Self-sufficing	13 444,335	8,503,935	9 983,075	8,894,055	5,820,485	5,810,308	8,426 310	15,917,176
77	Abnormal	32,385,475	18,328,575	18,267,745	21,330,387	13,798,798	9,894,909	12,375,000	17,903,770
78	Institution or country estate	2,909 479	504,896	2,747,975	2,155,407	2,058,038	657 026	977,970	1,196,954
79	Part-time	27,577,919	16,469,195	14,240,330	17,335,349	10,305,540	7,977,436	9,687 890	15,038,324
80	Boarding and lodging	344,250	200,350	174,750	687,975	469,200	421,870	86,050	241 075
81	Forest-product	424,123	262,710	147,365	415,555	331,870	394,452	87,880	396,106
82	Horse farm, feed lot, or livestock dealer	1,129,705	801,425	957,325	735,110	634,150	444,125	1 535,300	1,031,312
83	Unclassified	14,590,532	8,424,268	11,220,335	10,217,570	6,450,912	5,756,497	8,558,429	9,816,854
	Implements and machinery								
84	All types	103,175,957	86,778,440	160,419,877	105,569,502	170,978,658	181,767,478	270,816,267	94,591,836
85	General	37,695,235	27,583,385	26,940,472	35,932,079	16,244,170	53,180 501	42,298,897	27,362,381
86	Cash grain	9,377,717	11,737,097	61,009,309	1,255,362	220,460	20,669,605	48,752,314	7,452,961
87	Cotton			9,570					2,433,520
88	Crop-specialty	2,572,135	1,354,978	1,240,933	11,613,852	5,287,063	5,226,460	497,059	757,772
89	Fruit	1,498,731	562,780	1,542,587	5,001 704	598,609	207,326	193,087	893,068
90	Truck	2,041,195	1,000,806	2,113,734	2,498,755	970,039	692,900	560,791	800,229
91	Dairy	17 233,148	9,761,324	19,872,872	29 752,153	133,410,581	62,120,931	14,811,511	6,207,188
92	Animal specialty	19,795,355	26,551,567	37,732,966	6,914,713	6,408,083	32,168,355	153,464,223	35,575,964
93	Stock ranch	9,430	250	1,100	38,240	4,226	2,595		
94	Poultry	3,544,152	2,215,267	2,470,718	3,022,285	976,350	1,130,684	2,258,583	4,206,113
95	Self-sufficing	1,795,168	1,229 765	1,538,135	2,091,756	1,192,942	1 391 163	1,635,835	3,068,268
96	Abnormal	4,714,998	3,006,857	2,999,715	4,903,888	3,058,776	2,560 331	2,495,138	3,189 055
97	Unclassified	2,898,993	1,724,364	2,940,766	2,537,715	1,907 359	2,426,537	3,548,809	2,296,127

1930, BY TYPE OF FARM, BY DIVISIONS AND STATES—Continued

bottom of p 8]

West North Central Division—Continued				South Atlantic Division								
NORTH DAKOTA	SOUTH DAKOTA	NEBRASKA	KANSAS	DELAWARE	MARYLAND	DIST OF COLUMBIA	VIRGINIA	WEST VIRGINIA	NORTH CAROLINA	SOUTH CAROLINA	GEORGIA	
Dollars	*Dollars*	*Dollars*	*Dollars*	*Dollars*	*Dollars*	*Dollars*	*Dollars*	*Dollars*	*Dollars*	*Dollars*	*Dollars*	
951,995,446	1,255,153,538	2,495,203,071	2,281,101,681	66,941,747	356,170,168	7,143,712	855,849,672	341,976,394	844,121,809	379,190,630	677,338,409	1
121,261,814	233,185,690	351,381,402	387,580,454	18,399,814	85,635,689	—	204,578,010	81,474,208	108,220,920	27,045,751	60,217,570	2
713,767,946	404,109,401	906,108,193	1,036,680,790	4,161,950	28,062,230	—	20,459,745	4,517,428	6,059,047	2,288,067	972,752	3
—	—	—	169,400	—	—	—	7,868,363	—	222,005,553	249,704,710	331,085,534	4
13,399,082	12,717,783	48,641,960	22,961,260	2,302,835	35,641,324	—	125,278,077	5,678,480	300,406,866	40,798,342	52,515,959	5
—	78,000	2,099,930	8,621,670	4,873,154	8,908,846	—	39,703,143	11,635,307	9,025,793	1,436,275	23,684,880	6
44,385	424,945	2,328,590	4,979,399	4,141,974	30,491,112	1,229,700	15,792,593	1,838,850	5,076,241	5,888,178	7,672,389	7
20,298,508	29,145,554	38,211,095	71,895,085	8,260,902	69,318,833	—	54,457,578	24,647,470	24,119,131	8,677,266	17,176,011	8
51,152,625	477,859,947	980,167,583	505,511,770	438,200	10,063,129	—	103,763,445	40,757,019	13,242,985	2,242,413	8,825,484	9
17,204,503	81,658,768	81,290,628	98,920,751	—	—	—	13,064,530	20,795,837	3,256,570	564,770	991,940	10
646,440	2,187,460	11,727,281	41,079,871	8,078,113	17,461,158	55,500	24,169,586	7,324,249	4,717,522	1,669,403	8,013,829	11
1,893,141	6,881,604	15,378,678	25,206,711	2,598,192	14,046,701	11,800	111,337,387	86,107,466	71,582,649	12,035,338	19,705,739	12
3,569,583	8,867,811	24,929,395	38,761,036	10,239,648	43,198,846	4,887,912	113,032,707	46,489,397	50,525,226	14,756,682	33,243,707	13
766,260	1,709,226	2,741,191	5,255,715	7,078,488	20,708,613	4,752,412	28,088,899	3,199,790	6,938,217	3,065,780	9,090,222	14
2,366,771	4,135,291	9,926,434	24,848,479	2,884,215	18,786,140	135,500	62,822,759	36,095,503	34,055,164	8,392,592	17,227,986	15
8,900	242,900	852,200	232,500	137,750	849,095	—	1,712,825	697,125	1,126,130	284,037	316,990	16
98,662	218,564	104,625	246,460	61,200	1,094,098	—	9,603,119	8,952,515	7,252,882	2,774,133	6,190,934	17
328,990	2,561,830	11,804,945	8,177,882	78,000	1,760,900	—	10,805,105	2,544,464	1,153,833	240,140	417,575	18
7,987,419	26,036,575	34,938,336	38,783,434	3,446,965	13,342,300	958,800	22,344,513	10,710,683	25,883,306	12,083,435	28,232,615	19
12,199	15,456	19,974	13,738	7,898	8,944	68,690	5,016	4,138	3,018	3,401	3,259	20
9,973	13,742	15,452	10,179	6,237	7,645	—	5,963	4,880	4,015	3,545	3,003	21
13,011	15,622	20,895	17,939	10,029	13,206	—	10,953	9,863	5,727	3,655	3,243	22
—	—	—	2,732	—	—	—	2,275	—	2,879	2,272	1,921	23
12,181	10,878	15,069	13,941	5,470	6,493	—	3,504	3,930	2,894	2,536	2,683	24
—	8,667	10,606	13,148	6,687	7,835	—	14,618	12,095	5,454	8,549	15,928	25
2,338	6,159	7,536	8,736	4,777	7,836	25,619	6,863	7,326	4,140	4,948	3,536	26
9,269	11,969	14,284	10,831	12,404	12,264	—	16,222	8,734	9,552	8,248	6,561	27
14,421	20,134	22,059	14,824	11,843	17,440	—	15,971	7,967	6,672	5,551	6,180	28
18,034	14,036	31,338	33,656	—	—	—	81,255	14,118	25,642	26,894	12,399	29
4,824	6,439	8,224	6,340	4,045	5,937	11,100	5,781	4,347	4,368	4,216	4,174	30
2,531	3,067	6,069	4,516	3,843	3,749	3,933	2,522	2,640	2,080	1,725	1,544	31
3,761	6,188	9,029	5,750	16,253	5,701	195,516	4,618	3,101	3,216	2,487	4,052	32
35	35	56	49	74	91	2,396	51	39	47	36	26	33
27	43	64	54	56	65	—	47	37	41	32	24	34
25	87	73	46	56	68	—	60	60	41	31	30	35
—	—	—	36	—	—	—	29	—	48	37	26	36
40	30	51	56	54	57	—	40	36	49	42	24	37
—	52	244	169	94	98	—	94	73	51	57	52	38
62	101	216	236	58	99	1,432	89	103	67	47	34	39
28	87	52	73	90	89	—	87	65	81	61	43	40
29	55	67	53	73	84	—	59	37	40	21	20	41
10	10	9	23	—	—	—	42	28	45	10	7	42
34	73	118	70	68	116	2,643	73	49	68	56	53	43
20	14	75	58	61	70	2,950	37	34	35	32	21	44
28	16	84	96	324	187	2,523	72	48	58	38	32	45
231,146,699	251,965,217	446,539,929	388,649,841	31,711,364	157,718,366	1,003,085	331,941,879	119,918,536	370,368,969	119,055,369	182,446,649	46
36,082,280	50,483,179	70,675,898	80,947,565	8,313,698	37,278,563	—	77,677,948	29,413,503	34,958,402	9,485,655	17,097,311	47
162,589,178	66,644,763	134,985,106	129,058,377	1,670,740	10,164,470	—	6,855,205	1,394,142	1,525,905	681,567	214,855	48
—	—	—	39,005	—	—	—	3,147,510	—	65,802,461	74,819,043	104,137,900	49
2,471,794	2,666,060	8,041,089	3,675,655	969,875	14,591,312	—	47,146,559	1,843,816	98,097,609	12,514,810	15,857,243	50
—	25,450	620,025	1,910,275	1,894,925	3,372,913	—	11,808,924	3,116,523	2,723,307	378,675	4,511,681	51
17,700	153,900	670,775	1,138,115	1,777,045	11,314,701	306,925	4,761,820	644,075	1,711,025	1,789,390	2,332,121	52
6,672,249	7,418,664	8,844,497	17,836,079	4,122,695	32,324,635	—	20,458,194	9,133,245	8,231,098	3,282,199	6,276,267	53
15,070,862	101,440,233	188,608,155	99,094,089	208,700	3,572,896	—	30,366,073	12,214,670	3,545,995	658,140	2,395,210	54
3,159,403	12,785,971	8,781,572	9,983,042	—	—	—	2,209,765	4,511,862	541,025	136,575	147,800	55
264,015	1,278,880	4,620,462	14,259,374	4,475,464	9,723,687	20,500	12,130,319	3,175,430	2,189,635	822,715	1,423,680	56
676,733	1,630,077	6,404,932	7,628,655	1,246,300	6,977,590	7,000	45,680,992	80,781,886	23,642,377	4,734,874	7,017,051	57
1,302,389	2,555,060	8,624,264	13,724,489	5,364,207	23,110,227	352,510	52,354,936	19,522,568	19,748,865	6,105,787	12,879,636	58
265,014	541,832	699,628	1,601,530	3,726,637	10,809,042	333,310	12,975,423	1,506,270	2,090,278	1,062,047	3,641,206	59
909,620	1,528,518	4,740,564	10,155,494	1,533,020	10,565,730	19,200	30,988,063	15,821,825	14,759,907	4,016,695	7,447,755	60
4,700	99,675	157,600	110,000	40,700	426,780	—	878,685	320,275	568,906	155,775	180,725	61
22,535	48,885	27,950	45,700	22,350	431,575	—	3,394,290	1,136,561	1,972,080	770,815	1,439,825	62
90,520	243,150	2,968,532	1,811,765	40,500	877,100	—	4,118,455	737,637	357,700	100,455	170,125	63
1,868,036	4,790,980	6,653,450	7,850,121	1,737,715	5,285,872	416,100	7,843,634	3,460,817	7,846,265	2,651,639	8,156,304	64
109,805,673	119,068,284	292,568,739	211,084,679	17,370,169	88,817,453	436,500	309,083,836	77,776,083	182,523,315	81,989,868	193,456,941	65
17,832,826	24,539,833	36,336,907	45,490,600	4,813,925	21,042,669	—	50,561,218	18,718,297	23,529,440	6,515,428	11,568,815	66
77,081,890	31,275,372	66,658,287	68,744,284	914,725	5,467,000	—	4,106,340	717,890	918,900	460,235	125,735	67
—	—	—	27,810	—	—	—	2,221,752	—	46,586,864	52,421,371	72,681,388	68
1,686,567	1,396,865	4,459,047	2,102,375	517,600	8,409,440	—	31,318,651	1,143,780	63,568,670	8,022,416	10,060,286	69
—	19,350	413,760	1,189,325	1,065,260	1,937,725	—	6,751,268	1,552,250	1,625,788	251,195	2,172,566	70
13,075	109,360	459,625	753,130	1,110,768	7,062,405	138,600	3,183,930	424,250	1,229,310	1,170,262	1,533,575	71
2,163,965	3,506,729	4,551,683	9,731,370	2,031,825	15,735,461	—	10,200,100	5,396,280	4,479,230	1,878,186	3,641,332	72
6,518,402	45,905,117	90,778,530	51,393,595	310,600	1,817,750	—	17,510,403	7,432,796	2,208,230	437,340	1,413,460	73
1,422,727	6,207,225	4,050,365	4,842,057	—	—	—	1,309,175	2,651,215	297,075	37,900	70,630	74
147,000	744,200	2,739,710	8,625,415	2,730,630	6,087,865	17,200	7,879,039	2,043,690	1,420,570	572,410	934,780	75
415,130	1,064,289	3,447,720	4,967,665	763,317	4,918,578	5,550	33,967,102	21,679,243	17,283,089	3,561,067	5,236,006	76
702,880	1,469,965	5,109,705	8,904,466	2,403,669	13,518,345	142,150	36,646,310	13,631,155	14,146,650	4,155,905	8,438,814	77
47,600	179,250	258,600	531,100	1,843,994	4,771,500	125,400	6,886,591	678,750	780,837	319,010	1,442,985	78
698,790	1,040,385	3,311,990	7,358,683	999,675	7,796,080	16,750	28,802,334	11,578,840	11,456,458	3,140,070	5,833,834	79
2,450	49,850	84,500	73,150	23,400	271,100	—	656,400	230,625	381,825	126,650	153,625	80
14,990	22,300	32,300	26,150	14,800	262,265	—	3,253,215	728,015	1,270,555	490,485	892,950	81
29,050	178,290	1,431,315	975,408	21,300	417,400	—	2,047,770	414,925	256,975	71,690	115,430	82
202,411	2,305,979	3,483,450	4,362,787	687,500	2,630,396	133,000	5,126,548	2,355,228	5,220,400	2,490,123	5,578,854	83
122,763,821	107,343,673	150,235,108	167,785,930	7,883,130	85,688,363	98,815	44,319,253	15,967,697	49,211,397	21,494,968	31,218,549	84
12,408,634	18,613,236	20,694,762	23,929,524	2,403,571	7,019,482	—	11,587,972	4,262,285	4,494,678	1,994,026	3,249,914	85
92,342,837	36,982,685	55,478,364	83,428,992	414,091	1,887,214	—	980,311	217,204	308,864	168,974	47,598	86
—	—	—	6,810	—	—	—	433,212	—	10,464,251	12,268,716	17,302,934	87
1,487,704	1,397,190	4,023,281	1,307,817	286,245	2,498,529	—	7,694,655	233,980	15,353,461	2,253,154	2,961,313	88
—	3,350	91,395	377,216	634,915	673,710	—	2,363,830	793,871	450,628	111,910	1,462,635	89
5,726	43,045	116,098	200,888	469,129	2,498,610	17,430	1,069,907	84,190	334,026	467,825	466,738	90
2,269,802	2,479,592	2,252,665	3,990,274	909,829	6,059,918	—	3,344,777	1,403,272	1,854,309	820,434	1,351,764	91
6,308,110	36,754,547	60,152,801	33,217,577	79,411	612,994	—	4,544,785	1,903,105	669,309	151,139	547,610	92
4,633,947	7,762,441	2,490,633	3,605,173	—	—	—	390,135	681,546	95,010	18,500	26,070	93
57,770	219,101	663,145	2,587,233	1,221,220	1,354,806	775	1,443,149	396,380	340,371	161,532	212,185	94
187,366	866,855	737,992	1,130,075	233,118	648,163	15	4,659,572	3,061,372	2,608,283	694,119	869,830	95
398,121	757,851	1,535,579	2,185,388	332,182	1,762,332	52,920	5,124,752	1,966,456	2,478,246	855,663	1,679,802	96
763,805	2,373,095	1,690,408	1,827,968	220,519	664,206	21,675	752,196	258,836	764,391	458,994	1,138,161	97

State Table II.—VALUE OF SPECIFIED FARM PROPERTY,

[See Note,

	Item and type of farm (See definitions in Introduction)	South Atlantic Division—Con	East South Central Division				West South Central Division		
		Florida	Kentucky	Tennessee	Alabama	Mississippi	Arkansas	Louisiana	Oklahoma
	Land and buildings.	*Dollars*	*Dollars*	*Dollars*	*Dollars*	*Dollars*	*Dollars*	*Dollars*	*Dollars*
1	All types	423,346,269	871,448,632	743,223,363	502,370,806	568,322,065	547,828,250	418,191,773	1,242,723,596
2	General	22,763,914	183,704,220	181,832,413	35,787,737	34,986,363	66,644,964	24,310,967	202,436,609
3	Cash-grain	498,222	16,208,405	20,400,433	497,432	133,406	17,652,550	38,888,137	330,619,559
4	Cotton	10,495,491	2,046,992	129,247,628	367,570,199	443,829,340	350,139,796	219,778,541	410,169,518
5	Crop-specialty	24,056,444	262,089,322	73,260,673	8,002,584	3,378,528	3,772,919	49,655,899	18,223,279
6	Fruit	236,656,427	3,517,647	5,896,740	6,344,345	4,390,987	15,503,711	12,086,839	3,470,773
7	Truck	36,574,789	4,896,940	7,809,276	4,409,801	6,505,247	2,627,206	6,817,956	2,635,990
8	Dairy	9,475,434	44,591,473	47,776,866	14,001,964	16,102,810	12,080,166	11,127,158	39,239,842
9	Animal-specialty	6,243,914	119,444,481	85,816,072	7,074,790	4,553,068	9,250,433	4,433,566	73,822,285
10	Stock-ranch	3,666,698	9,598,010	447,530	4,089,476	2,908,402	792,955	6,241,376	38,434,901
11	Poultry	9,085,055	4,209,989	6,585,484	3,114,200	1,533,288	3,598,442	1,563,495	14,522,747
12	Self-sufficing	8,595,851	109,229,344	100,514,448	18,317,284	14,219,849	26,882,460	12,227,406	34,259,494
13	Abnormal	33,869,043	80,080,214	59,587,654	19,518,268	20,718,503	15,956,200	13,325,871	32,999,491
14	Institution or country estate	17,635,049	15,763,529	10,489,843	3,501,588	5,210,154	2,258,082	2,971,340	8,617,979
15	Part-time	14,554,755	37,519,434	38,829,894	11,552,089	11,654,359	10,086,393	8,214,416	18,273,303
16	Boarding and lodging	353,150	538,850	483,262	260,715	111,604	130,085	175,250	533,055
17	Forest-product	1,159,689	3,032,137	4,804,528	3,368,196	3,034,926	1,706,806	1,666,165	455,938
18	Horse farm, feed lot, or livestock dealer	166,400	23,226,264	4,980,127	835,680	707,460	1,778,834	298,700	5,119,216
19	Unclassified	21,364,980	31,631,595	24,047,146	13,642,726	15,062,274	22,927,448	17,734,562	41,880,538
	Land and buildings, per farm								
20	All types	7,179	3,535	3,025	1,952	1,818	2,261	2,590	6,096
21	General	2,677	3,910	3,797	2,707	2,412	2,802	2,926	5,527
22	Cash-grain	3,718	5,957	4,952	5,527	2,300	11,545	9,405	12,866
23	Cotton	1,867	3,560	2,049	1,777	1,712	2,076	1,909	4,752
24	Crop-specialty	6,484	3,998	3,118	3,054	3,705	4,984	8,713	6,378
25	Fruit	17,362	6,237	5,228	6,671	9,934	4,860	2,377	5,527
26	Truck	5,448	6,230	4,452	4,778	1,525	2,426	4,196	4,964
27	Dairy	9,953	7,557	8,201	9,086	5,020	4,784	7,988	7,581
28	Animal-specialty	3,826	10,279	7,907	7,542	5,553	4,815	5,216	10,171
29	Stock-ranch	9,778	23,525	8,444	15,668	13,465	13,672	18,144	39,747
30	Poultry	5,095	3,323	3,778	4,175	4,577	3,460	5,644	4,992
31	Self-sufficing	1,389	1,549	1,868	1,415	1,375	1,572	1,754	2,374
32	Abnormal	6,778	3,826	3,247	2,817	3,015	2,513	3,184	4,886
	Land and buildings, per acre								
33	All types	84	44	41	29	33	34	45	37
34	General	27	39	39	26	21	25	37	35
35	Cash-grain	24	49	51	56	33	44	48	43
36	Cotton	24	71	38	28	35	38	43	40
37	Crop-specialty	42	51	43	32	32	38	54	35
38	Fruit	284	76	50	77	67	54	76	53
39	Truck	99	135	80	71	28	34	94	77
40	Dairy	103	66	66	49	35	44	67	47
41	Animal-specialty	24	59	45	23	22	26	34	33
42	Stock-ranch	10	56	34	15	14	19	24	12
43	Poultry	146	47	60	59	53	50	115	56
44	Self-sufficing	27	24	30	23	21	20	38	29
45	Abnormal	72	68	58	34	34	36	52	59
	Farm buildings (including dwellings)								
46	All types	70,491,473	276,466,780	227,570,837	148,331,856	157,723,346	139,908,459	104,633,627	211,473,193
47	General	6,857,354	61,507,430	56,263,468	12,008,114	12,669,283	20,908,487	8,075,774	42,141,782
48	Cash-grain	91,735	3,642,086	4,480,087	72,755	40,766	3,341,665	6,193,851	41,910,906
49	Cotton	2,818,282	334,985	35,509,588	104,661,235	114,475,700	80,398,874	51,701,835	63,031,537
50	Crop-specialty	5,164,622	80,452,002	23,117,748	2,113,639	916,709	904,608	11,701,437	3,059,946
51	Fruit	25,289,522	1,200,185	1,645,785	1,599,825	874,381	4,259,283	3,901,829	791,687
52	Truck	6,303,948	1,856,420	1,998,908	1,243,232	2,459,671	748,899	1,849,325	463,090
53	Dairy	2,867,496	14,705,145	14,867,726	4,259,805	5,538,414	4,129,533	3,922,418	9,371,964
54	Animal-specialty	1,670,733	32,752,170	23,164,178	1,846,811	1,367,570	2,350,735	1,339,595	13,832,699
55	Stock-ranch	547,340	2,065,250	88,050	708,520	553,505	168,350	1,138,727	3,013,785
56	Poultry	3,683,461	1,767,975	2,462,060	1,440,440	680,880	1,498,635	564,865	5,223,963
57	Self-sufficing	2,946,602	35,784,529	34,012,073	6,890,390	5,620,074	9,040,692	4,585,306	8,861,997
58	Abnormal	7,470,650	30,788,933	23,612,970	7,549,126	8,368,196	6,514,960	5,545,675	11,885,735
59	Institution or country estate	1,995,118	5,514,809	3,812,725	894,723	1,300,788	867,235	885,730	3,886,550
60	Part-time	5,000,249	16,172,469	16,814,138	5,385,513	5,828,513	4,575,925	3,976,674	6,581,120
61	Boarding and lodging	170,275	227,285	298,700	154,325	61,275	64,100	77,775	214,100
62	Forest-product	259,458	733,685	1,187,182	871,880	894,320	455,490	495,066	103,495
63	Horse farm, feed lot, or livestock dealer	45,550	8,140,685	1,500,225	242,685	283,800	552,210	110,430	1,100,470
64	Unclassified	4,779,728	9,609,670	6,348,196	3,937,964	4,158,197	5,643,731	4,112,990	7,882,032
	Farmers' dwellings.								
65	All types	47,557,616	163,757,651	147,878,769	104,969,633	117,951,305	94,841,462	72,097,049	126,466,869
66	General	4,878,662	36,911,312	35,593,571	8,465,267	9,076,501	13,556,017	5,812,998	25,680,224
67	Cash-grain	52,295	2,002,100	2,736,890	47,660	26,801	1,713,873	3,705,263	23,210,985
68	Cotton	2,048,579	229,280	25,090,607	75,113,577	87,121,265	56,017,309	38,898,177	40,525,907
69	Crop-specialty	2,687,340	45,424,148	13,773,349	1,347,761	630,736	542,495	4,798,780	1,833,040
70	Fruit	18,049,597	740,050	1,021,175	1,095,695	610,950	2,787,048	2,930,690	493,000
71	Truck	4,302,167	1,378,830	1,318,592	813,020	1,861,329	519,930	1,314,425	312,770
72	Dairy	1,481,920	8,702,461	9,052,951	2,312,215	3,603,436	2,578,137	2,330,140	5,128,756
73	Animal-specialty	1,133,360	17,699,574	13,617,613	1,123,510	888,950	1,379,134	912,130	7,611,439
74	Stock-ranch	346,550	964,870	47,425	407,825	351,350	74,506	716,775	1,506,405
75	Poultry	2,467,321	1,164,084	1,556,833	928,565	444,014	936,344	379,060	3,063,765
76	Self-sufficing	2,264,355	24,508,310	23,177,462	5,185,019	4,316,707	6,297,835	3,504,239	5,998,303
77	Abnormal	4,847,027	18,013,479	16,564,989	5,356,011	5,885,340	4,501,931	3,979,781	6,233,062
78	Institution or country estate	559,660	2,974,980	2,104,350	308,553	444,650	428,800	460,500	749,350
79	Part-time	3,970,604	12,061,773	12,605,489	4,217,638	4,626,345	3,438,241	3,082,096	4,749,337
80	Boarding and lodging	114,000	153,590	240,010	92,125	50,675	41,075	50,650	69,275
81	Forest-product	173,463	432,126	714,725	561,645	685,395	269,875	308,835	60,965
82	Horse farm, feed lot, or livestock dealer	29,300	2,391,010	900,415	176,050	178,275	323,940	77,700	604,145
83	Unclassified	2,998,443	6,019,153	4,327,302	2,773,508	3,133,926	2,937,404	2,814,591	4,870,226
	Implements and machinery								
84	All types	15,446,476	36,546,828	45,758,093	33,544,606	41,609,042	33,116,340	28,178,652	97,857,908
85	General	1,311,247	9,070,791	11,891,802	2,796,806	3,675,954	4,203,196	1,884,378	14,682,698
86	Cash-grain	18,600	668,782	1,005,276	31,320	22,445	2,559,834	4,697,890	38,469,302
87	Cotton	482,842	72,887	9,151,826	23,950,081	30,573,165	19,543,923	12,917,619	26,600,653
88	Crop-specialty	2,456,159	11,290,966	4,608,411	604,358	366,042	317,006	3,078,312	1,284,487
89	Fruit	4,495,806	219,852	403,982	372,001	224,393	935,925	774,925	208,658
90	Truck	2,680,257	258,779	535,519	308,320	709,134	172,762	424,312	128,432
91	Dairy	802,727	2,219,149	3,035,248	1,231,942	1,575,798	904,127	936,340	2,846,204
92	Animal-specialty	400,850	5,199,603	4,838,704	489,934	448,542	622,037	331,384	5,825,320
93	Stock-ranch	144,615	230,180	24,300	211,831	143,865	39,670	304,799	973,411
94	Poultry	479,251	208,064	404,836	268,478	144,544	225,991	93,175	1,042,403
95	Self-sufficing	383,528	3,583,088	5,542,969	1,136,718	1,094,196	1,422,539	773,320	1,857,265
96	Abnormal	953,310	2,587,795	3,360,659	1,451,607	1,739,629	1,079,560	1,026,674	2,008,121
97	Unclassified	837,284	936,892	954,561	691,410	891,335	1,089,770	935,524	1,980,962

1930, BY TYPE OF FARM, BY DIVISIONS AND STATES—Continued

bottom of p 8]

West South Central Division—Con.	Mountain Division								Pacific Division			
TEXAS	MONTANA	IDAHO	WYOMING	COLORADO	NEW MEXICO	ARIZONA	UTAH	NEVADA	WASHINGTON	OREGON	CALIFORNIA	
Dollars	*Dollars*	*Dollars*	*Dollars*	*Dollars*	*Dollars*	*Dollars*	*Dollars*	*Dollars*	*Dollars*	*Dollars*	*Dollars*	
3,597,406,988	597,610,009	417,949,573	206,859,171	629,346,675	207,859,492	184,230,656	221,223,172	64,111,000	773,663,609	630,827,927	3,419,470,764	1
186,548,698	41,716,577	56,412,827	19,732,134	64,647,667	15,204,768	7,959,441	40,078,354	5,777,781	52,658,551	92,893,871	64,594,081	2
271,482,595	219,971,473	112,845,266	17,293,040	104,479,257	22,537,135	2,118,351	17,947,041	423,125	254,625,719	135,535,307	213,000,904	3
1,905,506,797					29,776,518	64,137,749					61,062,729	4
24,362,396	44,254,556	126,865,143	31,798,906	169,657,153	18,852,846	10,945,084	37,029,407	11,679,916	40,618,235	39,667,315	345,746,346	5
49,825,879	1,503,253	13,687,552	28,000	14,941,114	3,694,838	20,238,595	9,348,562	174,600	134,364,654	76,999,828	1,494,416,691	6
41,797,942	1,603,170	1,182,515	191,000	17,367,457	2,166,609	9,419,583	5,707,856	529,525	10,692,920	9,611,692	193,922,275	7
86,700,707	18,395,843	29,550,649	7,305,320	85,837,579	5,474,248	11,804,652	28,884,808	7,293,858	124,980,921	92,256,704	320,891,999	8
51,171,273	24,855,622	27,085,791	14,864,091	72,740,578	4,676,576	3,708,332	19,166,910	2,831,775	12,704,085	24,336,545	46,888,503	9
716,740,072	146,961,650	22,977,859	101,159,370	87,198,225	81,985,573	27,369,945	31,420,571	29,398,043	14,966,940	70,151,419	275,093,229	10
30,857,613	1,704,766	3,976,016	1,040,168	9,366,403	1,174,087	3,972,347	11,797,954	1,762,265	49,870,548	20,334,305	142,478,003	11
86,330,189	4,122,781	4,061,032	1,760,154	4,970,866	5,919,030	2,232,669	3,070,255	317,929	13,554,239	13,297,469	10,814,151	12
57,853,054	12,585,464	11,729,816	8,147,750	23,682,167	7,675,388	10,287,395	13,665,093	2,206,493	42,593,244	36,831,625	115,885,885	13
8,812,496	2,226,709	1,441,278	1,536,196	4,069,267	790,219	679,536	516,650	493,300	2,824,829	2,819,915	39,309,571	14
39,770,210	6,978,572	7,797,740	8,579,441	14,081,797	5,620,742	6,176,472	12,021,775	830,995	34,379,024	27,394,491	58,809,451	15
956,127	1,171,224	304,380	1,906,851	1,509,445	409,859	1,460,999	207,525	199,350	1,157,320	676,300	4,255,085	16
2,741,605	575,745	990,288	151,237	937,858	188,228	475,162			2,586,976	4,069,464	2,637,755	17
5,572,616	1,633,214	1,196,130	974,025	3,083,800	666,340	1,495,226	919,143	682,848	1,645,095	1,871,455	10,874,023	18
188,234,771	9,934,847	6,875,106	8,532,238	24,458,209	8,722,376	10,041,513	3,106,361	1,715,690	22,032,546	18,911,847	134,675,968	19
7,960	11,109	10,019	12,919	10,497	6,619	12,999	8,145	18,626	10,911	11,438	25,903	20
5,668	7,422	7,805	7,915	7,569	4,601	8,130	7,422	13,131	7,395	9,516	14,594	21
18,002	11,354	14,482	9,699	11,696	7,660	10,838	11,154	11,753	30,162	27,298	49,409	22
5,453					10,364	23,348					20,553	23
7,259	10,791	11,938	11,201	12,387	4,394	17,075	9,246	18,193	10,832	13,456	38,657	24
19,471	7,631	10,635	5,600	8,399	8,612	41,558	9,443	11,640	13,616	12,209	28,733	25
7,381	10,478	5,825	5,162	7,916	2,976	21,026	7,873	12,608	8,232	10,203	28,996	26
10,738	8,458	6,991	8,997	10,124	8,567	15,845	8,564	14,617	9,823	11,320	21,141	27
9,788	10,022	11,560	10,195	13,727	5,574	11,517	9,101	20,670	10,229	12,931	23,804	28
45,851	21,240	14,969	25,039	18,031	13,882	7,478	18,158	35,764	21,754	26,492	53,719	29
5,851	4,595	5,046	4,838	5,750	4,852	6,356	6,447	7,596	5,775	6,579	9,237	30
2,683	2,934	3,098	3,278	2,947	1,579	3,171	3,330	2,606	3,733	3,858	4,843	31
4,820	4,861	3,924	7,249	5,827	2,268	6,438	4,293	8,053	4,335	4,712	12,322	32
29	19	45	9	29	7	18	39	16	57	38	112	33
38	15	51	13	22	15	67	62	52	58	60	79	34
39	14	40	13	21	18	97	33	70	40	43	70	35
50					98	175					123	36
57	24	87	28	43	14	111	85	32	91	57	222	37
229	85	196	73	197	88	599	232	70	361	156	479	38
90	82	168	58	117	91	175	210	143	254	262	376	39
63	25	57	22	30	18	124	87	76	89	76	119	40
31	16	41	17	29	16	74	55	70	32	45	71	41
11	7	12	6	8	3	8	11	9	7	10	18	42
58	26	56	19	73	25	65	168	96	186	111	344	43
38	13	32	9	16	15	30	48	21	63	50	53	44
68	16	37	17	81	12	28	91	38	89	58	137	45
634,537,451	84,668,634	76,993,895	39,887,716	118,391,947	27,138,284	23,376,883	46,881,867	10,445,523	165,289,298	128,881,093	443,316,190	46
46,384,841	8,851,227	12,863,491	3,673,138	14,017,616	2,752,689	1,417,855	8,745,115	1,129,726	14,310,910	21,823,804	11,856,918	47
29,233,377	30,505,328	14,311,894	2,171,853	14,412,680	2,520,275	188,380	2,362,338	66,125	26,780,575	15,867,566	16,217,905	48
305,978,617					3,351,665	5,362,346					5,735,528	49
3,994,240	7,852,973	21,010,179	5,383,805	28,135,753	2,881,101	1,225,083	6,401,930	1,667,883	7,519,721	7,292,360	26,863,628	50
5,695,156	516,465	3,514,834	10,000	4,068,582	842,291	2,604,468	2,361,014	16,000	28,825,948	18,179,618	186,471,703	51
6,163,908	368,905	300,095	55,870	4,003,590	475,730	894,884	1,288,787	68,750	2,272,145	1,816,635	18,388,400	52
18,673,404	5,104,124	7,982,383	1,659,072	8,499,216	1,225,854	1,894,405	6,788,228	1,519,293	32,255,537	21,550,659	50,075,843	53
9,925,168	4,798,589	5,541,375	2,797,600	13,730,343	806,748	496,610	3,306,749	535,647	2,785,652	4,974,045	7,332,181	54
45,234,594	19,193,874	3,208,441	12,831,665	12,008,934	6,923,269	3,298,916	3,755,245	3,912,154	1,900,709	8,024,400	22,323,298	55
10,797,400	717,871	1,541,191	347,320	4,164,659	400,963	1,377,196	5,249,061	622,010	22,169,845	7,676,594	55,509,927	56
12,239,143	1,091,845	1,355,065	349,543	1,394,239	1,503,628	533,212	904,885	88,985	4,591,026	4,409,545	3,303,351	57
20,880,530	3,702,943	4,003,787	2,426,026	3,135,558	2,308,456	2,882,416	4,832,421	557,095	15,835,283	12,223,417	28,502,376	58
3,137,708	567,466	473,549	517,435	1,269,294	275,215	267,455	70,950	128,600	960,244	778,620	6,801,869	59
15,642,901	2,179,749	2,869,213	919,715	5,195,189	1,607,552	1,736,271	4,465,061	210,540	13,505,981	9,956,730	17,707,818	60
368,405	475,663	139,950	660,894	709,140	251,520	639,951	71,215	120,250	432,700	292,870	1,345,098	61
536,025	134,650	222,500	27,750	163,315	33,714	94,358			583,170	857,172	466,935	62
1,195,491	345,410	298,575	300,242	798,620	140,455	204,381	225,175	88,705	353,188	338,025	2,180,656	63
19,337,073	1,964,490	1,361,160	681,824	5,820,777	1,145,615	1,201,112	886,094	261,855	6,041,875	5,042,450	15,735,632	64
351,008,434	43,225,733	46,545,964	15,866,118	64,388,653	16,516,697	14,335,913	32,290,238	5,588,740	93,476,362	73,627,906	257,048,770	65
31,208,366	4,963,390	8,057,014	1,992,122	8,044,010	1,796,933	946,607	6,110,818	676,287	8,473,413	12,759,888	6,941,850	66
16,902,685	15,609,690	7,532,305	1,080,676	7,564,996	1,444,807	138,217	1,590,740	41,125	13,071,504	8,218,860	8,306,477	67
207,353,305					2,199,113	3,079,015					3,296,009	68
2,598,425	4,369,249	13,321,843	3,000,975	15,267,357	1,895,253	736,550	4,452,015	928,208	4,377,675	3,677,945	14,805,208	69
3,897,280	329,865	2,220,775	7,500	2,530,640	592,504	1,882,367	1,765,082	11,300	18,220,002	10,655,389	121,332,708	70
4,217,604	211,075	207,845	40,025	2,671,675	352,475	559,350	986,165	42,765	1,394,949	1,064,515	7,789,540	71
11,257,309	2,560,663	5,023,811	833,823	4,392,336	655,593	1,122,300	4,446,823	845,340	16,749,216	11,300,758	22,848,602	72
5,989,353	2,447,965	3,222,380	1,490,305	6,935,359	492,563	289,720	2,213,780	298,425	1,471,115	2,622,552	3,780,496	73
25,572,468	8,575,850	1,657,315	5,634,017	5,640,261	3,474,529	1,846,553	2,361,580	1,962,470	825,296	3,892,067	9,893,852	74
6,497,409	395,040	944,782	196,045	2,614,540	229,805	836,546	3,312,326	335,735	11,896,243	4,462,255	29,832,411	75
9,016,988	705,065	930,496	216,760	947,070	1,120,137	352,381	707,312	63,025	3,142,807	3,035,160	2,331,980	76
14,001,978	3,107,676	2,632,803	1,024,653	4,963,678	1,559,451	1,703,106	3,741,672	243,105	10,685,035	8,203,746	16,985,851	77
925,750	107,927	85,098	108,787	356,950	123,823	124,520	23,200	26,400	302,945	84,981	2,657,317	78
11,691,837	1,530,879	2,133,385	601,511	3,840,418	1,214,563	1,267,936	3,535,422	142,955	9,599,580	7,269,330	12,926,766	79
252,290	202,385	64,725	199,200	273,525	143,750	222,550	35,500	21,000	253,095	181,875	542,775	80
372,625	75,470	130,000	14,200	52,360	21,430	21,260			322,305	485,835	297,230	81
750,476	191,018	191,595	100,955	445,425	55,885	46,852	147,550	52,750	207,110	181,725	561,763	82
12,465,264	950,185	792,535	340,217	3,511,701	703,434	813,190	571,925	140,965	3,169,107	2,734,781	7,897,786	83
182,186,900	62,070,274	39,742,803	17,617,857	50,941,437	12,996,797	10,413,814	13,638,571	4,218,855	50,511,863	42,565,751	135,741,365	84
12,115,537	4,357,349	5,544,892	2,103,276	5,414,661	1,210,756	528,958	2,528,711	423,801	3,239,027	6,258,240	3,552,047	85
26,336,591	36,476,727	11,547,439	2,601,840	11,254,642	2,372,353	111,434	1,514,638	55,750	18,900,240	11,283,860	13,815,979	86
102,254,517					1,771,558	3,661,133					2,905,925	87
1,594,961	4,118,810	11,841,031	2,453,050	13,370,254	1,744,067	588,616	2,285,901	639,236	2,744,077	2,715,061	12,359,656	88
1,707,526	105,030	1,306,870	500	949,281	257,942	528,117	490,828	8,800	8,735,724	4,938,596	54,262,033	89
2,834,214	162,665	139,922	20,070	1,301,936	184,473	751,497	358,520	44,860	752,421	704,332	7,635,815	90
5,073,041	1,855,243	2,825,552	704,635	2,763,574	433,812	768,284	1,683,955	584,176	7,316,678	6,081,424	15,419,230	91
3,226,208	2,865,479	2,732,286	1,677,902	6,643,376	413,736	260,941	1,271,958	229,542	930,775	1,728,410	2,659,719	92
12,963,065	9,357,309	1,594,677	4,826,933	4,761,294	2,878,063	1,455,259	1,689,428	1,807,172	762,974	3,327,459	6,621,852	93
2,127,628	154,237	384,735	96,422	556,900	110,405	268,550	704,100	127,248	2,073,003	1,374,090	7,142,989	94
2,118,140	400,552	324,939	151,513	355,443	453,284	167,770	175,550	30,616	586,068	763,584	490,117	95
3,497,498	1,210,369	1,050,270	657,918	1,489,525	597,544	734,600	761,802	181,117	2,366,708	2,373,348	4,621,417	96
6,317,853	976,526	475,940	321,798	1,371,531	568,704	857,565	166,830	86,537	1,104,143	1,037,336	3,754,596	97

STATE TABLE III.—VALUE OF FARM PRODUCTS SOLD, TRADED, OR USED BY OPERATOR'S FAMILY,

[Due to crop failure, new operations, etc , the farms reporting specific items will not always agree with those reporting

	CLASS OF PRODUCT AND TYPE OF FARM (See definitions in Introduction)	UNITED STATES		GEOGRAPHIC DIVISIONS							
				NEW ENGLAND		MIDDLE ATLANTIC		EAST NORTH CENTRAL		WEST NORTH CENTRAL	
		Farms reporting	Value	Farms reporting	Value	Farms reporting	Value	Farms reporting	Value	Farms reporting	Value
	All products (sold, traded, or used by operator's family)	*Number*	*Dollars*	*Number*	*Dollars*	*Number*	*Dollars*	*Number*	*Dollars*	*Number*	*Dollars*
1	All types	5,999,882	11,011,329,335	121,337	314,947,090	343,648	797,762,440	927,606	1,850,605,512	1,075,954	2,843,970,959
2	General	1,044,264	1,544,995,815	17,177	27,336,819	80,935	145,061,469	275,921	428,662,808	265,723	464,418,159
3	Cash-grain	454,726	1,338,334,957	31	81,260	3,613	5,330,766	84,415	233,231,494	245,869	710,134,057
4	Cotton	1,640,025	1,698,106,595	----	----	----	----	75	69,962	13,588	21,911,853
5	Crop-specialty	431,379	834,364,811	12,138	66,923,139	18,354	50,515,634	36,791	64,889,101	16,073	47,350,577
6	Fruit	141,417	474,315,064	2,674	9,670,708	11,989	38,100,951	12,540	32,177,801	3,976	7,661,541
7	Truck	84,561	243,604,967	3,216	10,409,469	13,575	43,977,235	14,705	31,949,939	4,318	8,137,134
8	Dairy	604,837	1,672,131,934	39,822	133,245,486	118,255	380,626,763	235,322	548,603,818	106,088	245 608,846
9	Animal-specialty	479,042	1,740,973,653	2,053	6,114,531	4,169	14,315,686	109,552	371,044,360	285,984	1,112,836,078
10	Stock-ranch	71,000	509,422,932	----	----	30	86,454	42	415,923	11,932	80,870,565
11	Poultry	166,517	331,167,118	10,002	27,275,549	26,323	65,612,687	36,794	52,724,966	31,934	39,213,589
12	Self-sufficing	498,019	211,719,984	11,113	5,378,660	24,322	11,878,515	52,397	21,944,505	49,240	20 938,770
13	Abnormal	384,095	412,191,505	23,161	28,511,449	42,083	42,256,280	69 052	64 890,840	41,229	84,889,790
	Crops (including plants, flowers, etc), sold or traded										
14	All types	4,923 419	4,424,480,691	79,101	95,833,325	269,572	206 363,311	704,773	466,030,846	792,431	782,216,064
15	General	904,582	434,883,756	14,417	6,795,819	75,388	47,371,548	237,246	108,500,841	211,774	108,837,952
16	Cash-grain	452,313	940,328,412	31	58,449	3,603	3,318,774	84,196	153,515,624	244,863	472,064,910
17	Cotton	1,630,513	1,309,937,960	----	----	----	----	74	54,739	13,573	18,920,901
18	Crop-specialty	430,812	644,544,438	12,036	58,754,221	18,327	37,316,141	36,753	40 943,426	16,052	36,007,130
19	Fruit	135,935	426,266,975	2,667	8,044,318	11,943	30,719,400	12,365	25,693,269	3,935	5,732,103
20	Truck	84,329	214,239,147	3,210	8,676,736	13,559	37,436,205	14,686	26,582,953	4,303	6,616,830
21	Dairy	401,760	143,948,899	22,812	8,149,582	89,267	35 068,838	162,690	50,038,283	64,389	19,860,218
22	Animal-specialty	313,784	182,918,684	1,126	369,068	3,185	2,175,929	80,361	46,069,285	176,465	98,995,334
23	Stock-ranch	30,575	25,098,204	----	----	7	1,031	11	8,443	6,840	6,031,258
24	Poultry	87,216	23,304,716	5,005	1,213,184	16,007	5,234,947	20,071	4,163,573	13,608	2,125,062
25	Self-sufficing	255,998	23,464,850	5,502	495,633	14,580	1,381,893	23,031	1,912,005	18,854	1,451,171
26	Abnormal	195,602	55,544,650	12,295	3,276,315	23,706	6,338,545	33,289	8,548,405	17,775	5,567,195
	Livestock, sold or traded										
27	All types	3,389,016	2 612,770,611	68,526	33,464,561	229,012	91,394 952	754,941	504,576,888	908,927	1,196,406,281
28	General	894,798	322,142,024	12,526	3,299,588	65,277	19,033,234	252,138	96,905,171	249,965	127,244,721
29	Cash grain	315,306	158,655,574	9	3,397	1,540	280,040	64,599	31,357,836	183,166	98,779,519
30	Cotton	430,242	46,711,566	----	----	----	----	24	2,604	3,348	673,565
31	Crop-specialty	167,231	38,904,266	5,642	1,280,324	8,281	2,291,557	21,950	5,294,631	8,478	3,864,924
32	Fruit	33,549	8,332,927	733	270,711	5,033	1,135,851	5,680	1,316,307	1,799	369,214
33	Truck	21,415	4,203,067	776	239,527	3,834	658,181	4,512	922,613	1,167	255,180
34	Dairy	541,662	242,980,429	32,515	13,643,218	105,632	41,688,018	220,579	94,394,899	99,183	56,572,981
35	Animal-specialty	477,660	1,176,763,894	2,042	4,028,243	4,068	8,257,604	109,283	238,757,423	285,671	773,126,218
36	Stock ranch	67,265	394,147,624	----	----	27	60,204	41	359,247	11,611	66,197,579
37	Poultry	83,390	16,658,391	3,444	963,183	11,916	2,502,354	23,111	4,448,021	21,276	4,720,466
38	Self-sufficing	212,630	14,392,311	3,735	299,386	9 478	597,043	23,207	1,579,534	24,295	2,044,089
39	Abnormal	142,868	188,878,538	7,104	9,436,984	13,926	14,890,866	29,117	29,238,602	18,968	62,557,805
	Livestock products, sold or traded										
40	All types	4,490,276	2,472,813,301	94,989	138,429,637	300,352	390,066,921	854,986	629,875,075	974,896	542 950,106
41	General	1,005,208	446,895,370	15,736	9,165,850	77,901	48,961,949	271,327	138,426,995	261,602	138,615,441
42	Cash-grain	360,322	128,485,428	15	9,497	2,365	956,960	72,896	27,555,248	201,924	74,568,758
43	Cotton	842,878	71,944,573	----	----	----	----	40	2,569	5,994	560,265
44	Crop-specialty	282,358	57,125,782	6,555	2,501,341	11,808	6,265,518	27,752	10,694,522	10,562	3,860,155
45	Fruit	63,190	18,052,431	1,228	610,136	7,757	3,369,417	8,785	2,441,231	2,820	690,961
46	Truck	40,233	9 162,095	1,340	636,701	7,175	2,528,783	7,731	1,784,724	2,137	424,096
47	Dairy	604,638	1,095,044,501	39,818	95,624,245	118,067	263,383,003	235,320	332,789,371	106,086	135,427,884
48	Animal-specialty	453,440	231,902,114	1,536	1,018,051	3,779	2,568,358	105,322	55,778,542	274,820	146,571,642
49	Stock-ranch	55,191	71,574,582	----	----	26	15,602	35	39,144	9,998	5,099,274
50	Poultry	166,513	254,575,007	10,002	22,266,687	26,323	51,271,428	36,794	36,535,871	31,934	25,537,503
51	Self-sufficing	372,124	30,833,937	6,639	860,374	18,013	2,061,829	41,008	4,471,874	38,088	4,104,602
52	Abnormal	244,181	57,217,481	12,120	5,736,755	27,138	8,684,074	47,976	12,354,984	28,931	7,489,527
	Forest products sold										
53	All types	602,992	99,859,580	28,036	10,732,791	59,217	11,659,616	120,339	14,909,647	90,606	9,848,664
54	General	182,583	27,453,538	7,067	2,276,480	16,964	3,168,402	43,869	5,551,565	33,376	3,516,001
55	Cash-grain	11,363	1,304,078	6	1,919	203	21,407	3,099	341,077	4,450	492,417
56	Cotton	96,856	8,182,643	----	----	----	----	4	300	467	26,147
57	Crop-specialty	34,278	4,061,340	2,337	682,576	2,087	275,969	4,890	383,814	1,249	95,090
58	Fruit	6,970	1,176,130	472	147,475	1,016	154,303	1,033	120,629	355	31,184
59	Truck	3,620	440,012	269	51,920	668	98,013	438	43,042	165	14,896
60	Dairy	109,837	18,379 705	10,342	2,522,730	28,747	4,217,743	44,890	4,120,211	17,213	1,246,344
61	Animal-specialty	41,739	5,000,453	473	113,756	675	93,389	11,256	1,266,455	20,104	2,114,904
62	Stock-ranch	6,599	1,320,947	----	----	6	1,215	7	853	448	69,501
63	Poultry	10,827	1,124,226	979	215,499	2,022	244 056	2,184	158,067	2,437	137,876
64	Self-sufficing	54,011	3,068,853	1,538	160,960	2,298	168,036	4,346	237,178	5,965	282,127
65	Abnormal	44,309	33,347,655	4,553	4,559,476	4,531	3,217,083	4,823	2,686,456	4,377	1,822,178
	Farm products used by operator's family										
66	All types	5,609,680	1,401,405,152	117,066	36,486,776	333,973	96,277,640	904,950	242,213,056	1,036,541	312,549,863
67	General	1,038,311	313,621,127	16,927	5,799,082	80,417	26,526,336	274 729	79,278,231	264,736	86,204,044
68	Cash-grain	403,597	109,561,465	27	8,018	3,010	753,585	78,066	20,461,709	221,507	64,228,453
69	Cotton	1,451,526	261,329,853	----	----	----	----	62	9,750	11,064	1,730,975
70	Crop-specialty	392,010	89 728,985	10,950	3,704,677	15,664	4,366,449	32,917	7,572,708	13,846	3,523,278
71	Fruit	104,758	20,486,601	2,294	598,068	11,130	2,721,920	11,603	2,606,365	3,751	838,079
72	Truck	73,538	15,560,646	3,039	804,585	12,576	3,256,053	13,101	2,616,607	4,009	826,133
73	Dairy	600,548	176,778,400	39,545	13,305,711	117,647	36,269,161	234 580	67 261,064	105,608	32,495,419
74	Animal-specialty	470,117	144,388,508	1,975	585,413	4,048	1,220,406	107,627	29,172,655	282,045	92,027,980
75	Stock-ranch	59,984	17,281,575	----	----	27	8,402	32	8,236	11,170	3,472,953
76	Poultry	162,387	35,504,778	9,876	2,616,996	25,802	6,859,902	36,233	7,419,434	31,587	6,692,682
77	Self-sufficing	498,019	139 960,033	11,113	3,562,307	24,322	7,669,714	52,397	13,743,914	49,240	13,056,781
78	Abnormal	354,885	77,203,181	21,320	5,501,919	39 330	9,126,712	63,603	12,062,393	37 962	7,453,065
	RECEIPTS FROM BOARDERS, LODGERS, ETC.										
79	All types	126,942	39,556,693	11,198	5,586,914	18,918	13,066,549	19,778	4,591,951	23,900	2,950,886
80	General	30,699	5,177,144	2,213	623,308	4,489	1,064,443	5,934	979,833	6,755	878,622
81	Cash-grain	7,729	1,041,966	2	275	69	12,641	1,074	147,754	4,612	596,683
82	Cotton	13,235	1,588,919	----	----	----	----	----	----	82	9,617
83	Crop-specialty	5,459	947,042	547	134,088	486	114,155	641	123,412	269	37,049
84	Fruit	2,449	604,710	155	42,963	518	143,086	319	76,649	60	7,792
85	Truck	1,323	319,331	145	42,121	367	107,580	230	53,923	73	15,199
86	Dairy	21,044	4,844,632	3,516	1,079,194	6,365	1,739,749	6,121	1,083,818	2,640	408,806
87	Animal-specialty	9,919	1,488,188	201	53,769	161	35,048	1,526	232,004	5,967	783,090
88	Stock-ranch	2,238	518,384	----	----	9	185	1	180	456	68,808
89	Poultry	4,815	1,295,536	783	256,845	1,465	542,811	704	132,182	621	86,831
90	Self-sufficing	10,926	1,583,399	1,028	265,513	1,244	250,417	934	135,220	873	99,948
91	Abnormal	17,106	20,197,442	2,608	3,088,138	3,757	9,055,434	2,294	1,556,976	1,490	958,441

AND RECEIPTS FROM BOARDERS, ETC., 1929, BY TYPE OF FARM, BY DIVISIONS AND STATES

"All products," as the latter represent the total number of farms of each type in the division or State, also see NOTE, bottom of p. 8]

GEOGRAPHIC DIVISIONS—Continued										NEW ENGLAND DIVISION				
SOUTH ATLANTIC		EAST SOUTH CENTRAL		WEST SOUTH CENTRAL		MOUNTAIN		PACIFIC		MAINE		NEW HAMPSHIRE		
Farms reporting	Value	Farms reporting	Value	Farms reporting	Value	Farms reporting	Value	Farms reporting	Value	Farms reporting	Value	Farms reporting	Value	
Number	*Dollars*	*Number*	*Dollars*	*Number*	*Dollars*	*Number*	*Dollars*	*Number*	*Dollars*	*Number*	*Dollars*	*Number*	*Dollars*	
1,003,800	1,149,583,419	1,009,066	934,449,445	1,040,959	1,442,742,599	229,534	719,410,753	947,908	957,857,125	38,064	92,372,659	14,496	28,583,645	1
124,909	145,832,344	122,592	122,744,772	101,631	113,277,987	34,007	60,385,578	21,309	37,275,884	7,576	11,227,585	2,223	3,317,404	2
6,984	11,719,665	6,989	7,394,697	46,443	150,148,614	42,664	113,551,468	17,718	106,742,926	15	16,881			3
868,491	342,559,481	529,684	462,447,303	719,596	823,290,542	5,620	26,692,303	2,971	21,135,151					4
186,289	256,891,079	92,581	112,088,023	12,669	26,779,623	40,842	135,161,735	15,642	73,765,900	7,965	46,830,060	476	648,495	5
22,317	64,484,386	8,085	5,555,617	11,461	16,810,882	5,189	16,353,312	68,186	283,499,866	686	1,365,737	275	749,199	6
18,658	43,546,356	7,728	10,593,351	8,902	15,529,584	4,530	12,792,811	8,929	66,669,088	385	801,050	138	278,879	7
19,644	80,667,280	16,476	41,003,987	17,168	54,385,833	16,010	42,131,476	36,052	145,858,445	6,596	15,762,540	4,332	13,140,434	8
17,676	48,736,081	24,231	56,760,957	15,257	40,831,341	14,984	75,584,773	5,136	19,749,846	688	1,913,328	275	741,828	9
2,494	10,308,274	938	8,583,068	17,001	133,382,754	30,106	197,009,341	8,457	83,766,553					10
14,790	28,584,626	4,091	5,307,244	9,500	13,243,564	5,932	12,974,126	27,151	86,230,767	2,073	4,681,920	1,622	4,575,864	11
141,547	63,458,348	147,611	61,771,428	52,041	19,794,465	10,437	8,294,715	9,311	3,265,578	4,049	1,905,257	1,818	944,677	12
79,941	87,800,502	58,080	45,198,998	29,290	85,267,410	19,213	23,479,115	27,046	29,897,121	8,031	7,868,301	3,337	4,186,870	13
864,779	642,514,097	880,946	511,640,408	965,848	866,763,691	181,608	301,689,571	184,368	551,429,378	29,165	48,071,855	8,797	3,197,010	14
113,619	49,684,277	110,520	89,205,938	92,979	39,103,242	30,577	22,665,964	18,062	12,718,175	6,673	2,580,612	1,768	630,172	15
6,965	7,076,478	6,973	4,995,961	46,290	120,176,770	41,846	87,582,770	17,546	91,538,676	15	14,459			16
367,738	258,708,214	526,267	353,180,395	714,317	634,902,354	5,599	24,387,465	2,945	19,783,892					17
186,109	201,449,832	92,582	73,652,943	12,603	22,474,586	40,790	108,083,361	15,610	65,862,798	7,959	41,101,561	476	483,061	18
21,054	57,502,363	2,956	4,373,564	10,915	13,317,789	5,038	18,994,228	65,062	266,799,881	685	926,247	274	544,707	19
16,587	37,157,061	7,714	6,528,908	8,872	13,238,701	4,520	11,416,248	8,878	64,585,505	385	572,863	138	206,927	20
13,957	7,633,658	10,425	4,144,528	9,852	3,828,650	10,024	5,070,324	18,344	10,148,818	4,715	1,467,121	2,405	683,348	21
11,755	4,758,623	15,472	7,856,656	11,018	6,128,811	11,265	18,579,237	3,137	2,985,741	431	132,309	129	29,597	22
1,281	403,241	457	306,282	6,797	4,725,177	12,143	9,069,635	3,039	4,553,137					23
8,980	2,982,133	2,120	477,125	5,544	1,322,242	8,326	1,341,793	12,555	4,444,657	1,262	267,687	870	187,398	24
75,582	6,452,209	78,266	7,851,060	30,344	3,064,295	5,522	508,118	4,317	348,466	2,257	195,592	917	79,880	25
39,145	8,616,008	27,244	7,067,048	16,317	4,481,074	10,958	8,990,428	14,873	7,659,632	4,783	812,404	1,820	351,920	26
369,765	92,942,009	400,137	104,591,818	413,949	219,258,496	145,201	246,587,907	105,265	194,947,719	21,964	8,257,084	7,788	4,067,937	27
90,898	18,356,184	98,821	20,536,139	80,400	18,530,924	28,125	11,927,940	16,648	6,308,123	5,918	1,342,786	1,589	423,582	28
3,445	933,689	2,521	659,171	24,780	10,504,888	24,602	9,926,618	10,644	6,210,416	3	420			29
83,235	6,786,918	122,968	9,806,306	218,852	28,443,164	1,191	565,080	624	433,929					30
45,125	4,842,460	47,137	9,000,120	4,221	758,915	21,123	9,451,980	5,274	2,119,346	4,508	1,005,808	89	23,118	31
4,170	1,158,687	1,219	186,894	2,948	498,499	1,730	545,186	10,237	2,851,578	251	49,352	95	50,578	32
5,095	930,682	1,804	251,075	2,167	270,086	1,053	275,951	1,007	399,772	180	33,988	33	4,405	33
15,517	6,265,185	12,836	4,570,140	12,539	4,582,328	13,018	5,765,376	29,843	15,498,284	5,466	1,738,964	3,480	1,721,180	34
17,394	27,430,890	24,182	35,842,924	15,081	26,581,133	14,875	50,301,701	5,064	12,437,758	686	1,250,069	275	505,077	35
2,457	8,086,962	927	2,833,146	16,656	107,352,982	27,534	143,769,920	8,012	65,487,578					36
6,532	947,912	2,185	285,842	4,943	726,923	2,282	492,515	7,701	1,571,175	994	257,796	514	121,042	37
60,828	4,096,848	64,660	4,097,790	20,549	1,255,748	3,096	232,206	2,776	189,667	1,397	105,225	623	55,843	38
28,069	12,405,592	20,871	16,522,262	10,806	19,752,906	6,572	13,333,428	7,435	10,740,093	2,561	2,472,676	1,090	1,163,112	39
685,418	163,937,784	633,097	96,895,299	691,964	159,884,675	166,000	192,192,737	158,574	235,651,135	28,251	30,441,571	11,566	15,004,147	40
117,511	32,965,784	115,445	24,577,986	94,883	26,055,643	31,354	16,538,141	19,949	11,587,581	7,102	3,670,838	2,059	1,138,461	41
4,906	1,785,399	3,882	467,391	32,681	10,143,110	28,871	8,147,759	12,722	4,851,306	4	134			42
210,820	12,822,225	252,183	13,685,497	370,491	43,475,075	2,255	802,242	1,095	596,700					43
115,011	10,131,766	68,808	9,182,472	7,893	1,084,902	26,491	9,901,535	7,478	3,503,571	4,878	1,351,210	141	49,950	44
9,655	2,043,533	2,074	281,757	5,479	729,468	3,004	922,499	22,388	6,963,429	381	163,261	142	57,540	45
10,387	1,802,146	3,711	380,727	4,335	518,439	1,729	403,115	1,688	683,364	249	88,810	66	30,882	46
19,642	59,408,220	16,476	27,648,166	17,168	41,579,189	16,010	27,607,735	36,051	111,576,688	6,594	10,118,531	4,332	8,960,978	47
15,993	5,073,640	21,653	5,646,750	13,079	4,084,484	13,064	8,105,219	4,194	3,055,428	540	291,686	205	111,306	48
2,149	750,851	648	169,753	12,900	17,300,903	23,169	36,830,230	6,206	11,368,825					49
14,787	20,456,075	4,091	3,636,540	9,500	9,095,815	5,932	10,031,643	27,150	75,743,445	2,073	3,522,296	1,622	3,785,463	50
111,299	8,773,636	111,023	7,295,712	35,866	2,365,433	4,806	379,978	5,382	520,499	2,450	294,620	1,135	149,576	51
53,198	7,994,509	33,103	3,922,478	18,129	3,452,214	9,315	2,452,641	14,271	5,200,299	3,980	940,185	1,864	719,991	52
110,950	29,872,464	87,353	13,870,631	81,650	8,806,112	8,151	9,033,293	16,690	5,198,438	10,429	4,335,837	3,545	1,784,595	53
30,685	5,716,406	24,816	3,646,576	19,746	2,230,006	1,949	360,910	4,111	987,192	3,503	1,113,539	925	304,850	54
540	88,819	397	40,159	1,161	96,585	690	88,853	767	132,842	1	30			55
24,812	2,451,576	29,197	2,598,130	42,240	3,061,093	130	20,499	6	4,898					56
15,981	1,781,873	5,969	482,808	816	145,880	881	105,714	548	107,616	1,900	582,304	81	15,693	57
1,260	271,605	257	30,095	839	78,306	42	5,945	1,696	336,588	204	62,969	57	26,805	58
1,072	141,744	406	35,417	480	39,650	49	5,514	73	9,817	50	10,419	13	3,911	59
2,395	450,896	1,458	169,332	1,351	118,730	456	55,867	2,985	477,852	1,726	397,777	1,049	281,210	60
3,068	581,482	2,980	446,047	2,211	215,646	392	51,328	580	117,446	181	47,296	57	11,785	61
560	173,479	193	41,508	2,591	403,800	1,654	266,338	1,140	359,203					62
1,325	146,772	289	22,143	582	40,741	54	12,807	955	146,265	295	70,590	188	41,973	63
17,603	1,061,944	14,689	770,610	6,253	300,700	493	30,891	826	56,907	606	66,619	276	30,193	64
11,599	10,000,868	6,682	5,587,806	3,380	2,054,975	1,361	1,029,007	3,003	2,359,806	1,963	1,984,274	899	1,068,105	65
950,590	292,017,058	942,455	207,451,359	916,061	158,029,685	203,773	46,977,315	204,971	41,408,461	36,434	11,266,312	14,169	4,530,096	66
124,395	39,109,693	121,647	34,778,133	100,623	27,358,172	33,742	8,892,623	21,185	5,674,813	7,509	2,519,810	2,220	820,339	67
6,292	1,835,270	5,712	1,232,015	38,099	9,227,261	35,611	7,805,468	15,273	4,009,686	11	1,838			68
342,845	61,790,548	476,546	83,176,975	615,033	113,358,856	4,178	917,017	1,798	315,732					69
175,416	38,685,143	85,358	19,769,671	11,133	2,315,340	35,158	7,619,145	11,568	2,172,569	7,397	2,789,177	385	76,673	70
14,214	3,418,198	2,770	683,307	10,291	2,186,820	4,359	855,454	44,346	6,548,390	624	163,888	259	69,569	71
15,627	3,514,728	7,360	1,397,224	7,688	1,462,708	3,808	691,963	6,330	990,630	363	94,970	131	32,754	72
19,387	6,909,331	16,235	4,471,831	16,757	4,276,936	15,775	3,632,174	35,019	8,156,808	6,548	2,040,147	4,315	1,493,718	73
17,233	4,891,446	23,513	6,968,530	14,680	3,821,367	14,265	3,547,368	4,731	1,153,473	660	190,968	271	84,058	74
2,316	858,741	792	232,370	13,696	2,599,892	25,111	7,073,162	6,840	1,997,810					75
14,551	4,061,734	4,012	855,594	9,320	2,057,843	5,732	1,095,368	25,274	4,325,225	2,046	563,551	1,613	439,968	76
141,547	43,068,711	147,611	41,756,256	52,041	12,808,289	10,437	2,144,022	9,311	2,150,039	4,049	1,243,201	1,818	629,185	77
76,857	18,853,526	50,899	12,099,404	26,700	5,526,241	15,507	2,673,611	22,596	3,907,291	7,227	1,658,762	3,157	853,742	78
16,767	3,583,468	12,306	1,912,257	12,100	1,808,798	5,300	3,068,943	5,076	3,456,635	3,096	1,372,078	1,853	1,393,394	79
3,997	637,703	2,939	348,783	2,438	290,490	1,006	175,001	928	178,961	1,024	232,033	364	127,428	80
96	14,926	81	12,389	495	62,419	911	130,364	387	63,516					81
2,936	396,341	4,418	683,630	5,742	684,163	45	8,991	12	4,177					82
1,689	277,417	994	111,585	91	14,621	540	92,165	202	42,550	385	75,927	29	5,222	83
283	49,840	46	6,513	133	24,967	94	17,120	846	335,780	49	11,148	24	6,370	84
299	45,719	90	15,552	87	12,171	36	6,826	66	17,340	44	9,433	10	2,830	85
561	140,578	322	57,625	262	47,728	381	71,336	676	215,808	679	182,966	481	157,345	86
721	127,571	490	67,331	344	46,513	348	57,604	161	35,258	81	18,622	27	6,526	87
146	21,943	24	4,233	432	83,728	891	265,855	284	74,157					88
332	67,376	74	10,455	190	30,762	110	25,551	536	142,673	199	58,001	177	64,491	89
3,115	418,942	2,334	243,967	926	94,396	164	20,370	306	49,624	379	89,907	203	60,612	90
2,660	1,380,810	1,498	545,164	955	417,838	774	1,797,780	1,072	1,396,896	856	696,019	538	893,061	91

STATE TABLE III.—VALUE OF FARM PRODUCTS SOLD, TRADED, OR USED BY OPERATOR'S FAMILY; AND

[See note, p. 24,

	Class of product and type of farm (See definitions in introduction)	New England Division—Continued								Middle Atlantic Division	
		Vermont		Massachusetts		Rhode Island		Connecticut		New York	
		Farms reporting	Value	Farms reporting	Value	Farms reporting	Value	Farms reporting	Value	Farms reporting	Value
		Number	Dollars	Number	Dollars	Number	Dollars	Number	Dollars	Number	Dollars
	All products (sold, traded, or used by operator's family)										
1	All types	24,511	55,872,752	24,568	75,198,858	3,163	9,910,534	16,585	53,008,612	153,558	384,192,409
2	General	2,630	4,436,097	2,696	4,960,127	383	618,922	1,669	2,776,684	27,108	46,500,303
3	Cash-grain			16	64,399					449	492,869
4	Cotton										
5	Crop-specialty	851	1,129,163	1,232	5,464,787	35	127,431	1,579	12,723,203	9,131	21,179,635
6	Fruit	132	719,527	1,185	5,236,014	79	327,802	317	1,272,429	8,454	24,091,350
7	Truck	106	189,128	1,798	6,662,282	174	458,285	615	2,019,846	5,933	18,492,827
8	Dairy	14,425	41,934,908	7,782	32,949,668	1,183	6,183,126	5,504	22,274,810	68,106	223,482,943
9	Animal-specialty	460	1,389,762	356	1,385,537	48	125,815	226	558,266	958	3,319,545
10	Stock-ranch										
11	Poultry	450	991,804	3,366	10,183,312	463	1,001,474	2,028	5,841,175	9,463	25,224,705
12	Self-sufficing	1,460	639,343	1,765	910,913	340	159,099	1,681	819,371	7,226	3,241,617
13	Abnormal	3,997	4,443,050	4,372	7,381,819	458	908,580	2,966	3,722,829	16,730	18,166,615
	Crops (incl plants, flowers, etc), sold or traded										
14	All types	15,044	5,365,219	15,668	20,642,537	1,700	1,475,787	8,727	17,080,917	117,001	89,670,640
15	General	2,148	813,279	2,291	1,782,535	317	207,681	1,220	781,540	24,644	16,008,225
16	Cash grain			16	43,990					447	863,497
17	Cotton										
18	Crop-specialty	851	758,428	1,230	4,792,494	35	102,676	1,485	11,516,001	9,121	15,126,047
19	Fruit	132	640,497	1,183	4,623,605	79	280,342	314	1,028,920	8,427	18,587,831
20	Truck	106	146,270	1,795	5,677,514	173	369,245	613	1,703,917	5,922	15,828,609
21	Dairy	8,472	2,452,248	4,199	1,958,431	589	330,155	2,432	1,258,169	47,828	17,240,592
22	Animal-specialty	265	56,434	186	101,563	22	5,160	93	33,005	710	422,374
23	Stock-ranch										
24	Poultry	234	43,260	1,642	455,419	184	42,562	813	216,858	5,891	1,934,335
25	Self-sufficing	723	57,455	866	91,233	122	12,430	617	59,043	4,126	368,695
26	Abnormal	2,113	387,248	2,260	1,115,753	179	125,526	1,140	483,464	9,885	2,790,436
	Livestock, sold or traded										
27	All types	17,187	8,515,258	11,255	7,769,871	1,884	1,045,841	8,648	3,815,572	107,023	43,371,244
28	General	2,100	636,530	1,577	532,385	247	59,686	1,095	304,619	22,001	6,380,307
29	Cash-grain			6	2,977					130	23,739
30	Cotton										
31	Crop-specialty	187	42,674	371	84,003	11	2,186	476	122,535	3,556	777,455
32	Fruit	38	13,077	239	107,502	22	3,164	88	47,038	4,015	891,698
33	Truck	23	3,592	372	174,955	33	4,341	135	18,246	1,929	354,730
34	Dairy	12,470	4,884,935	5,758	3,043,005	926	563,271	4,415	1,691,863	60,998	24,743,944
35	Animal specialty	457	874,430	353	954,716	47	81,877	224	362,074	947	2,167,511
36	Stock ranch										
37	Poultry	197	41,675	878	365,167	173	39,028	688	138,475	4,734	1,084,183
38	Self-sufficing	502	36,523	536	46,933	89	6,338	588	48,524	2,718	187,983
39	Abnormal	1,213	1,981,820	1,165	2,451,228	136	285,950	939	1,082,198	5,695	6,779,694
	Livestock products, sold or traded										
40	All types	21,266	33,002,077	18,607	38,502,939	2,504	6,295,732	12,735	26,183,171	132,827	202,873,291
41	General	4,528	1,545,130	2,259	1,571,039	340	209,772	1,448	1,030,610	25,712	14,479,109
42	Cash grain			11	9,363					198	42,704
43	Cotton										
44	Crop-specialty	310	158,117	521	289,257	13	13,006	692	639,801	5,236	2,231,559
45	Fruit	71	28,789	457	241,277	36	20,461	141	98,808	5,744	2,695,144
46	Truck	53	14,363	569	358,185	55	35,123	248	109,338	2,985	956,673
47	Dairy	14,425	28,385,484	7,780	25,076,330	1,183	4,869,233	5,504	18,213,689	67,938	157,967,994
48	Animal-specialty	391	284,343	213	217,725	34	23,436	153	89,555	827	464,708
49	Stock-ranch										
50	Poultry	450	789,713	3,366	8,502,572	463	793,832	2,028	4,873,711	9,463	19,614,714
51	Self sufficing	882	115,527	1,001	138,585	180	27,495	991	134,571	4,903	522,940
52	Abnormal	2,156	680,611	2,330	2,098,506	260	303,374	1,530	994,088	9,821	3,797,746
	Forest products sold										
53	All types	7,770	2,531,177	3,743	1,344,985	458	152,382	2,091	563,885	36,564	8,622,874
54	General	1,406	508,126	721	223,250	102	20,983	410	105,733	3,321	1,443,969
55	Cash-grain			5	1,889					57	5,458
56	Cotton										
57	Crop-specialty	167	41,949	98	21,235	5	1,160	86	20,235	1,480	182,979
58	Fruit	17	2,454	150	43,129	12	4,011	32	8,087	821	122,969
59	Truck	7	1,571	149	27,372	3	725	47	7,922	381	50,215
60	Dairy	5,124	1,263,026	1,413	362,530	157	40,011	873	177,876	20,629	3,136,652
61	Animal-specialty	137	34,008	56	12,557	6	920	36	7,190	218	33,054
62	Stock-ranch										
63	Poultry	42	6,748	237	54,509	51	9,010	166	32,669	1,187	138,019
64	Self-sufficing	198	16,891	237	24,705	49	4,594	172	17,958	1,025	82,311
65	Abnormal	672	656,405	677	573,509	73	70,968	269	206,215	2,465	1,334,049
	Farm products used by operator's family										
66	All types	23,860	7,459,053	23,361	6,945,558	3,117	940,798	16,125	5,345,067	145,359	41,647,580
67	General	2,625	933,033	2,531	850,918	376	120,800	1,666	554,182	26,876	8,088,694
68	Cash-grain			16	6,180					306	57,471
69	Cotton										
70	Crop-specialty	636	127,995	1,066	277,798	31	8,403	1,433	424,631	7,596	1,861,595
71	Fruit	122	34,710	917	220,501	77	19,824	205	89,576	7,886	1,893,708
72	Truck	100	23,332	1,634	424,256	171	48,851	590	189,422	5,340	1,302,600
73	Dairy	14,382	4,949,115	7,703	2,509,072	1,172	380,446	5,425	1,933,213	67,735	20,393,761
74	Animal-specialty	451	130,547	333	98,976	45	14,422	215	66,442	918	231,898
75	Stock-ranch										
76	Poultry	447	110,408	3,311	805,545	462	117,042	1,997	580,462	9,272	2,273,454
77	Self-sufficing	1,460	412,947	1,765	609,457	340	108,242	1,681	559,275	7,226	2,079,698
78	Abnormal	3,637	736,966	4,033	1,142,828	443	122,762	2,823	956,864	15,204	3,464,691
	RECEIPTS FROM BOARDERS, LODGERS, ETC										
79	All types	2,451	936,292	1,796	904,835	133	70,818	1,269	979,009	10,765	10,298,131
80	General	367	104,544	258	87,151	29	11,966	171	63,186	2,020	546,922
81	Cash-grain			2	375					12	2,120
82	Cotton										
83	Crop-specialty	34	7,858	37	14,882	4	2,200	58	27,809	264	65,053
84	Fruit	13	5,100	81	12,072	6	2,937	12	5,336	415	115,150
85	Truck	9	2,147	88	17,931	1	520	23	9,760	188	52,269
86	Dairy	1,357	365,359	562	211,525	38	15,523	399	145,356	4,152	1,229,157
87	Animal-specialty	48	13,248	23	6,899	5	1,201	17	7,274	40	9,029
88	Stock-ranch										
89	Poultry	45	10,108	204	70,173	17	4,269	141	51,703	798	327,001
90	Self-sufficing	127	24,623	176	58,684	11	4,573	132	29,115	514	116,139
91	Abnormal	451	403,305	425	427,143	22	27,230	316	641,380	2,367	7,825,192

RECEIPTS FROM BOARDERS, ETC., 1929, BY TYPE OF FARM, BY DIVISIONS AND STATES—Continued

beginning of this table]

Middle Atlantic Division—Continued				East North Central Division										
New Jersey		Pennsylvania		Ohio		Indiana		Illinois		Michigan		Wisconsin		
Farms reporting	Value	Farms reporting	Value	Farms reporting	Value	Farms reporting	Value	Farms reporting	Value	Farms reporting	Value	Farms reporting	Value	
Number	*Dollars*	*Number*	*Dollars*	*Number*	*Dollars*	*Number*	*Dollars*	*Number*	*Dollars*	*Number*	*Dollars*	*Number*	*Dollars*	
23,858	90,018,890	166,234	323,551,741	208,933	367,809,503	173,150	306,670,931	206,633	509,868,193	161,622	268,154,913	177,268	400,108,972	1
2,868	7,812,917	50,959	90,748,249	79,540	126,401,444	62,775	91,220,467	55,697	85,004,471	55,932	87,688,316	21,977	38,348,105	2
107	196,015	3,057	4,641,882	13,512	26,833,006	15,958	34,469,942	52,475	168,991,875	2,005	2,458,883	465	477,788	3
								75	69,962					4
1,248	6,846,926	7,975	22,489,073	6,778	10,768,603	3,946	5,866,572	2,178	3,734,580	16,620	28,568,653	7,269	15,955,693	5
1,353	5,868,223	2,182	8,141,378	2,719	5,540,061	990	2,769,838	2,224	7,268,764	6,127	14,640,561	480	1,958,577	6
5,436	19,913,732	2,206	5,570,676	3,880	9,151,768	3,050	4,990,191	3,017	7,432,395	3,562	7,636,814	1,196	2,738,771	7
4,769	29,399,970	45,380	127,743,850	29,776	66,692,244	17,308	34,714,701	22,263	62,695,986	40,679	77,918,820	125,301	306,582,067	8
108	388,241	3,103	10,607,900	26,993	81,534,720	34,318	104,602,070	36,153	145,345,188	7,161	21,299,346	4,927	18,263,036	9
		30	86,454	16	43,066	3	4,724	3	31,721	15	260,242	5	76,170	10
4,878	14,978,746	11,982	25,409,236	10,839	17,082,348	8,080	10,479,048	9,801	10,824,999	6,127	10,996,969	1,947	3,341,602	11
1,028	492,653	16,073	8,144,245	14,476	5,932,039	11,331	4,442,494	12,270	5,222,978	8,949	4,018,689	5,371	2,328,305	12
2,066	4,120,867	23,287	19,968,798	20,404	17,835,204	15,396	13,110,884	10,477	13,248,274	14,445	10,667,620	8,330	10,033,858	13
16,931	35,885,126	135,640	80,807,545	160,202	91,672,939	125,771	72,775,640	157,363	173,449,830	138,500	80,811,336	122,937	47,321,118	14
2,653	4,068,045	48,091	27,205,278	69,356	32,362,036	51,633	21,392,436	44,707	20,851,960	52,497	25,523,728	19,053	8,370,686	15
107	146,830	3,049	2,808,447	13,488	16,801,240	15,930	21,821,006	52,315	112,949,159	1,998	1,605,185	465	339,034	16
								74	54,739					17
1,245	5,648,285	7,961	15,541,809	6,769	7,066,369	3,944	3,960,197	2,175	2,536,570	16,601	17,689,790	7,264	9,690,500	18
1,348	5,380,747	2,168	6,750,882	2,622	4,329,024	972	2,254,078	2,193	5,880,440	6,098	11,549,674	480	1,680,053	19
5,434	17,072,301	2,203	4,535,295	3,877	7,668,463	3,043	3,858,351	3,015	6,412,070	3,556	6,496,976	1,195	2,149,093	20
2,934	2,170,610	38,505	15,657,636	21,476	7,394,490	10,861	3,609,301	13,926	5,238,613	33,260	11,256,153	83,167	22,539,726	21
53	19,369	2,422	1,734,186	21,443	11,982,816	25,138	13,505,649	25,249	16,650,993	5,806	3,063,668	2,725	866,159	22
		7	1,031	5	2,575			1	412	5	5,456			23
1,777	722,538	8,339	2,578,074	5,950	1,890,980	3,968	746,349	4,858	790,623	4,206	1,048,058	1,089	187,568	24
456	62,486	9,998	950,712	6,036	482,684	4,151	326,354	4,541	327,921	5,458	516,421	2,845	258,625	25
924	593,915	12,897	2,954,195	9,180	2,192,255	6,131	1,303,919	4,309	1,756,330	9,015	2,056,222	4,654	1,239,679	26
9,534	5,942,883	112,455	42,080,895	161,837	99,908,539	140,653	108,690,805	174,913	167,023,897	120,100	47,719,714	156,736	81,234,933	27
1,557	535,614	41,719	12,117,313	72,802	28,582,498	58,226	22,855,797	52,336	20,934,567	49,357	16,479,355	19,417	8,052,954	28
30	5,060	1,380	251,241	8,885	8,280,114	10,832	4,924,799	43,869	22,897,321	870	224,086	143	31,516	29
								24	2,604					30
540	154,180	3,885	1,359,922	3,791	874,652	2,009	440,938	1,286	391,607	10,441	2,476,145	4,423	1,111,289	31
161	33,559	857	210,594	1,041	194,330	439	127,399	1,289	404,804	2,744	521,581	167	68,193	32
1,304	216,911	601	86,540	1,117	215,704	1,179	241,537	822	213,113	996	148,835	898	103,424	33
4,021	2,375,045	40,613	14,569,029	26,878	9,568,568	15,780	6,593,577	20,754	11,672,345	36,621	11,349,514	121,046	55,210,895	34
108	288,701	3,013	5,801,392	26,843	47,654,570	34,265	65,599,337	36,128	101,557,371	7,120	12,450,612	4,927	11,495,533	35
		27	60,204	15	23,305	3	4,200	3	29,455	15	230,818	5	71,469	36
1,091	287,046	6,091	1,151,125	6,540	1,368,552	5,289	1,112,198	6,898	1,132,350	3,342	645,730	1,042	189,191	37
248	16,646	6,517	392,414	6,213	411,422	5,150	354,807	6,505	476,595	3,391	230,752	1,948	105,958	38
479	2,030,121	7,752	6,081,051	8,212	7,734,824	7,481	6,436,216	4,999	7,310,765	5,203	2,962,286	3,222	4,794,511	39
18,152	41,381,382	149,373	145,812,248	190,711	120,273,618	159,473	81,632,345	193,020	113,070,944	143,093	95,416,191	168,689	212,482,047	40
2,428	2,240,503	49,761	32,242,337	78,454	41,049,491	61,907	28,903,932	55,050	26,455,970	54,558	28,494,632	21,858	13,522,970	41
55	18,860	2,112	895,896	10,788	3,921,398	12,788	4,302,205	47,886	18,965,000	1,229	322,473	205	44,172	42
								40	2,569					43
860	678,451	5,712	3,355,508	5,164	1,453,212	2,907	747,494	1,592	412,238	12,807	4,790,753	5,282	3,290,825	44
504	168,145	1,509	606,128	1,770	465,796	709	182,426	1,751	452,584	4,291	1,238,301	264	102,124	45
2,894	1,188,840	1,296	383,270	2,039	492,955	1,895	373,432	1,549	281,882	1,609	394,835	639	241,620	46
4,767	23,175,047	45,362	82,239,962	29,774	41,728,614	17,308	20,344,318	22,263	39,681,156	40,679	44,809,878	125,301	186,225,405	47
78	47,350	2,874	2,056,300	26,061	14,514,768	33,047	16,396,508	34,789	16,762,951	6,712	3,855,673	4,713	4,248,642	48
		26	15,602	16	13,426	1	224	3	1,354	12	20,812	3	3,328	49
4,878	12,879,976	11,982	18,576,738	10,839	11,981,304	8,080	7,001,902	9,801	6,894,337	6,127	8,120,114	1,947	2,538,214	50
566	76,938	12,544	1,461,951	11,418	1,236,210	9,206	957,802	10,334	1,135,265	6,217	707,108	3,833	435,989	51
1,122	907,772	16,195	3,978,556	14,388	3,416,444	11,630	2,422,602	7,962	2,025,638	8,852	2,661,542	5,144	1,828,758	52
1,180	264,699	21,473	4,765,943	18,359	9,978,913	14,189	2,099,944	16,957	1,712,935	24,512	3,159,688	47,029	5,028,167	53
273	44,556	6,360	1,579,878	9,507	1,364,434	7,378	994,960	7,072	696,326	11,977	1,461,651	7,935	1,034,174	54
3	1,412	143	14,537	552	49,835	689	76,911	1,633	194,943	157	12,820	68	6,568	55
								4	300					56
44	12,279	563	80,711	705	54,008	203	16,427	126	9,921	1,957	171,686	1,399	131,772	57
32	5,093	163	26,241	124	17,065	79	10,453	274	21,256	486	63,857	70	7,998	58
108	36,686	89	11,112	95	13,263	128	10,359	57	5,821	98	9,263	60	4,336	59
333	59,479	7,785	1,021,612	2,587	334,831	1,065	98,383	1,381	111,531	6,011	552,782	33,846	3,022,684	60
9	1,740	448	58,595	2,494	305,037	2,542	354,946	3,623	342,193	1,257	147,493	1,340	116,786	61
		6	1,215							6	730	1	123	62
145	21,576	720	84,461	507	43,907	505	38,261	628	30,501	328	27,933	216	17,465	63
50	3,010	1,223	82,715	787	45,794	775	36,920	1,005	41,712	984	61,986	795	50,766	64
93	78,868	1,973	1,604,166	1,001	750,789	825	392,304	454	258,431	1,251	649,487	1,292	635,495	65
23,091	6,544,200	169,593	50,085,880	203,268	58,975,501	168,108	41,549,197	201,850	54,609,587	156,891	39,048,064	174,838	54,037,707	66
2,813	924,199	50,728	17,513,443	79,219	23,042,985	62,495	17,073,322	55,522	16,065,648	55,645	15,728,955	21,848	7,367,321	67
96	24,353	2,608	671,761	11,910	2,780,419	14,083	3,345,021	50,118	13,965,452	1,636	294,319	319	56,498	68
								62	9,750					69
1,183	353,731	6,885	2,151,123	5,973	1,315,362	3,454	701,516	1,858	384,244	15,243	3,440,279	6,389	1,731,307	70
1,237	280,679	2,007	547,533	2,483	533,846	906	195,452	2,045	509,680	5,752	1,267,146	417	100,209	71
5,162	1,393,994	2,074	554,459	3,530	761,383	2,652	506,512	2,757	519,509	3,050	586,905	1,112	240,298	72
4,720	1,619,789	45,192	14,255,611	29,608	7,665,741	17,166	4,069,122	22,133	5,992,341	40,561	9,950,493	125,112	39,583,357	73
105	31,081	3,026	957,427	26,430	7,077,529	33,703	8,745,630	35,653	10,031,690	6,981	1,781,900	4,860	1,535,916	74
		27	8,402	15	3,760	1	300	2	500	10	2,426	4	1,250	75
4,735	1,067,610	11,795	3,018,838	10,667	2,297,605	7,930	1,590,338	9,671	1,977,188	6,050	1,155,134	1,915	409,169	76
1,023	333,573	16,073	5,256,453	14,476	3,755,929	11,331	2,767,111	12,270	3,241,485	8,949	2,502,422	5,371	1,476,967	77
1,947	510,191	22,179	5,150,830	18,957	3,740,942	14,352	2,555,843	9,759	1,892,110	13,014	2,338,083	7,491	1,535,415	78
960	490,070	7,193	3,278,348	3,610	868,567	4,177	457,194	3,854	546,386	6,415	1,299,965	5,323	1,357,559	79
153	43,814	2,318	473,707	1,326	233,829	827	129,987	940	134,762	1,959	336,727	850	139,528	80
3	200	54	11,321	113	20,492	166	20,630	773	102,861	18	3,446	4	825	81
														82
31	14,977	191	34,125	74	15,080	32	4,807	26	3,512	329	58,287	180	41,726	83
30	6,459	78	21,447	49	14,112	15	6,149	27	2,920	208	46,353	20	7,215	84
104	36,124	75	19,067	69	17,226	23	6,806	40	11,008	60	11,118	38	7,765	85
224	79,901	1,989	430,691	691	153,048	257	47,259	359	69,551	1,396	265,483	3,418	543,477	86
6	3,365	115	22,654	206	47,373	294	42,764	596	86,816	192	35,163	148	19,888	87
		2	185	1	180									88
198	73,619	474	126,191	159	36,608	106	22,553	141	21,061	195	40,893	73	11,047	89
54	14,189	676	120,090	231	34,656	120	18,115	122	14,623	299	44,625	153	23,201	90
167	211,392	1,233	1,018,850	569	355,963	326	158,124	230	99,232	729	450,270	438	563,387	91

STATE TABLE III.—VALUE OF FARM PRODUCTS SOLD, TRADED, OR USED BY OPERATOR'S FAMILY; AND

[See note, p 24,

	CLASS OF PRODUCT AND TYPE OF FARM (See definitions in Introduction)	WEST NORTH CENTRAL DIVISION									
		MINNESOTA		IOWA		MISSOURI		NORTH DAKOTA		SOUTH DAKOTA	
		Farms reporting	Value	Farms reporting	Value	Farms reporting	Value	Farms reporting	Value	Farms reporting	Value
	All products (sold, traded, or used by operator's family)	*Number*	*Dollars*	*Number*	*Dollars*	*Number*	*Dollars*	*Number*	*Dollars*	*Number*	*Dollars*
1	All types	180,499	418,801,422	208,974	690,302,406	249,465	388,921,368	76,658	216,685,207	80,335	238,479,802
2	General	53,144	116,057,445	41,720	89,668,693	80,914	94,921,406	12,159	25,920,176	16,969	36,540,069
3	Cash-grain	16,108	42,826,228	34,133	109,041,164	13,750	20,512,298	54,857	161,816,114	25,868	68,475,615
4	Cotton					13,526	21,869,381				
5	Crop-specialty	6,320	15,088,524	526	1,538,122	1,991	3,344,831	1,100	4,730,247	1,261	3,397,719
6	Fruit	489	901,620	426	728,493	2,198	3,812,060			9	24,711
7	Truck	1,043	2,318,467	943	2,036,638	1,165	2,112,678	19	26,615	69	133,156
8	Dairy	65,401	149,963,996	12,603	34,610,301	14,285	28,062,396	2,190	5,150,610	2,435	5,914,677
9	Animal-specialty	21,576	78,252,473	101,898	425,364,409	56,695	168,255,369	3,547	12,911,034	23,734	92,011,612
10	Stock-ranch	4	11,139	3	11,537			954	4,412,243	5,818	22,219,005
11	Poultry	2,323	3,676,802	4,435	6,446,826	16,642	18,160,003	134	200,679	495	555,546
12	Self-sufficing	6,304	2,820,125	5,829	2,877,405	25,999	10,967,212	748	259,194	2,244	563,964
13	Abnormal	7,787	7,804,603	6,458	17,378,828	15,099	16,903,644	950	1,258,395	1,433	3,643,728
	Crops (incl plants, flowers, etc), sold or traded										
14	All types	139,983	89,532,989	136,673	125,955,022	149,973	67,723,303	73,268	127,051,415	67,428	71,931,385
15	General	46,861	27,578,434	31,144	19,783,872	56,585	15,338,116	31,348	8,626,207	15,416	10,536,281
16	Cash-grain	16,089	24,510,369	34,088	66,324,476	13,490	13,251,675	54,624	109,966,889	25,717	42,660,157
17	Cotton					13,511	18,888,181				
18	Crop-specialty	6,317	10,789,414	525	1,123,822	1,987	2,479,333	1,098	3,846,471	1,260	2,391,275
19	Fruit	489	675,953	425	543,810	2,162	2,740,370			9	19,972
20	Truck	1,040	1,871,251	937	1,666,849	1,361	1,683,649	19	22,040	69	111,889
21	Dairy	45,084	13,715,023	4,952	1,617,548	6,811	1,400,588	1,583	897,252	1,491	604,360
22	Animal-specialty	16,100	9,036,228	58,408	33,298,655	31,518	9,473,745	3,021	2,761,363	17,740	12,301,972
23	Stock-ranch							683	701,859	3,985	3,003,347
24	Poultry	1,195	237,415	1,608	293,286	7,016	789,151	67	22,022	203	42,785
25	Self-sufficing	2,829	236,904	1,927	210,443	9,768	588,913	299	28,608	835	66,062
26	Abnormal	3,979	881,978	2,659	1,092,261	5,763	1,089,582	526	178,604	703	293,305
	Livestock, sold or traded										
27	All types	158,457	125,055,671	188,009	365,592,947	194,129	168,429,791	61,606	35,648,212	68,198	102,337,209
28	General	50,561	31,699,271	39,288	27,092,351	76,069	24,686,721	11,583	6,090,072	16,216	10,907,827
29	Cash-grain	12,446	7,439,526	27,041	20,904,359	7,635	2,566,371	42,148	17,597,041	19,249	12,172,164
30	Cotton					8,337	672,761				
31	Crop-specialty	3,335	965,034	264	180,132	918	321,923	711	274,324	652	423,586
32	Fruit	197	15,436	143	33,980	1,095	190,496			2	865
33	Truck	299	101,755	261	77,742	392	41,502	3	153	12	1,585
34	Dairy	63,100	35,138,383	11,386	9,949,960	12,879	5,177,742	1,968	919,211	2,134	1,362,072
35	Animal-specialty	21,563	45,695,285	101,830	292,905,261	56,590	121,115,900	3,540	7,094,540	23,706	59,863,924
36	Stock ranch	4	7,610	3	10,400			944	2,883,486	5,699	14,702,798
37	Poultry	1,300	284,680	2,500	839,799	12,461	2,453,548	78	17,538	230	55,210
38	Self-sufficing	2,759	190,379	2,414	293,848	14,898	1,173,883	282	19,695	651	55,189
39	Abnormal	2,893	3,518,282	2,878	13,305,115	7,855	10,028,844	349	752,162	647	2,791,989
	Livestock products, sold or traded										
40	All types	168,884	143,298,025	196,889	127,823,683	216,629	88,735,176	67,253	31,019,494	70,330	37,163,444
41	General	52,510	36,437,558	41,181	27,327,248	79,649	30,459,628	11,983	6,894,940	16,621	9,638,057
42	Cash-grain	13,409	6,392,493	29,282	12,352,593	9,351	2,115,646	46,860	18,266,642	20,407	7,785,720
43	Cotton					5,976	557,970				
44	Crop-specialty	4,103	1,856,922	343	120,123	1,207	204,083	855	304,368	796	327,585
45	Fruit	343	104,741	276	63,634	1,645	404,321			5	926
46	Truck	502	150,225	486	110,197	725	100,848	9	652	27	5,416
47	Dairy	65,401	77,896,314	12,602	18,913,129	14,285	17,779,716	2,190	2,724,496	2,435	3,297,266
48	Animal-specialty	21,111	15,953,387	99,039	62,510,024	54,057	21,405,180	3,395	1,954,015	22,882	12,494,170
49	Stock-ranch	4	2,450	2	637			830	523,145	5,149	2,884,292
50	Poultry	2,323	2,634,247	4,435	4,339,232	16,642	11,315,061	134	133,771	495	369,882
51	Self-sufficing	4,028	566,827	4,450	593,398	21,746	2,145,074	457	43,335	665	62,595
52	Abnormal	4,650	1,302,861	4,793	1,483,470	11,346	2,247,659	540	174,530	838	296,535
	Forest products sold										
53	All types	29,519	3,134,297	9,490	1,448,434	41,702	3,934,752	1,825	208,395	1,525	206,925
54	General	8,752	1,015,605	2,499	402,570	19,139	1,723,766	650	71,465	324	40,072
55	Cash-grain	590	49,398	707	98,927	859	71,383	657	71,772	237	22,223
56	Cotton					467	26,147				
57	Crop-specialty	900	67,606	10	1,249	150	11,666	92	7,823	37	2,106
58	Fruit	20	1,449	17	2,215	289	23,411			2	280
59	Truck	46	3,560	18	3,282	87	6,908	1	27	5	405
60	Dairy	13,837	979,166	796	85,860	2,243	154,422	95	7,152	35	1,893
61	Animal-specialty	1,992	162,877	4,984	672,540	10,434	882,094	107	10,150	291	40,869
62	Stock-ranch	3	59					59	10,807	217	30,196
63	Poultry	239	17,430	111	7,909	1,956	101,218			5	278
64	Self-sufficing	1,300	73,134	150	7,598	4,064	180,142	65	3,731	286	14,137
65	Abnormal	1,840	764,018	198	166,284	2,014	753,595	99	25,468	86	53,456
	Farm products used by operator's family										
66	All types	177,055	57,760,460	204,840	69,483,320	234,582	60,098,346	71,124	23,757,791	75,065	21,840,839
67	General	53,006	19,326,577	41,480	15,062,652	80,631	22,713,175	12,132	4,237,492	16,855	5,417,832
68	Cash-grain	14,638	4,434,447	32,052	9,960,799	11,409	2,507,233	49,886	15,913,870	22,090	5,933,341
69	Cotton					11,017	1,724,322				
70	Crop-specialty	5,557	1,409,548	434	112,796	1,576	327,826	940	297,261	989	253,167
71	Fruit	479	104,041	397	84,854	2,061	453,462			9	2,668
72	Truck	995	191,646	835	178,568	1,301	279,671	18	3,743	64	13,861
73	Dairy	65,271	21,335,110	12,492	4,043,804	14,181	3,549,928	2,173	602,499	2,403	649,086
74	Animal-specialty	21,440	7,384,696	100,927	35,977,929	55,574	16,378,450	3,476	1,090,966	23,315	7,310,677
75	Stock-ranch	4	1,020	1	500			902	292,846	5,513	1,598,372
76	Poultry	2,202	503,030	4,333	966,600	16,533	3,501,115	128	27,348	479	87,411
77	Self-sufficing	6,304	1,752,881	5,829	1,772,120	25,999	6,879,200	748	164,135	2,244	365,981
78	Abnormal	7,099	1,337,464	6,060	1,821,698	14,300	2,783,964	721	127,631	1,104	208,443
	RECEIPTS FROM BOARDERS, LODGERS, ETC										
79	All types	5,069	1,123,179	3,635	595,617	5,261	797,552	2,202	299,047	1,777	245,064
80	General	1,560	230,639	870	115,933	2,054	237,823	483	69,043	388	46,183
81	Cash-grain	812	83,490	445	57,674	181	25,420	1,402	186,130	478	55,178
82	Cotton					82	9,617				
83	Crop-specialty	119	14,756	8	690	36	5,240	26	5,677	24	3,646
84	Fruit	7	1,351	7	1,218	33	3,928				
85	Truck	26	5,237	17	3,428	21	3,941				
86	Dairy	1,771	288,566	251	32,395	283	41,190	71	9,846	60	7,649
87	Animal-specialty	539	72,804	1,667	206,627	1,294	174,494	134	15,099	536	67,318
88	Stock-ranch							42	6,172	212	28,856
89	Poultry	68	9,348	56	12,835	228	42,102	5	501	8	1,722
90	Self-sufficing	206	25,964	96	12,388	460	47,294	16	2,015	20	2,408
91	Abnormal	469	4[illegible],022	197	150,449	484	206,968	22	4,564	51	30,624

RECEIPTS FROM BOARDERS, ETC.; 1929, BY TYPE OF FARM, BY DIVISIONS AND STATES—Continued

beginning of this table]

West North Central Division—Con.				South Atlantic Division											
NEBRASKA		KANSAS		DELAWARE		MARYLAND		DIST. OF COLUMBIA		VIRGINIA		WEST VIRGINIA			
Farms reporting	Value	Farms reporting	Value	Farms reporting	Value	Farms reporting	Value	Farms reporting	Value	Farms reporting	Value	Farms reporting	Value		
Number	*Dollars*	*Number*	*Dollars*	*Number*	*Dollars*	*Number*	*Dollars*	*Number*	*Dollars*	*Number*	*Dollars*	*Number*	*Dollars*		
128,122	487,250,132	160,901	458,530,522	9,220	21,901,969	41,725	89,828,462	83	461,716	163,482	204,653,013	78,521	61,148,649	1	
22,740	44,766,861	38,077	56,543,509	2,950	6,258,938	11,201	22,677,556	------	------	34,309	40,821,328	16,696	18,564,067	2	
43,364	122,750,470	57,789	184,112,178	415	932,636	2,125	5,788,228	------	------	1,868	2,632,116	458	738,770	3	
------	------	62	42,472	------	------	------	------	------	------	3,458	3,416,825	------	------	4	
3,228	13,979,814	1,647	5,271,320	421	1,241,207	5,489	10,515,824	------	------	35,749	54,179,822	1,445	1,592,807	5	
198	836,561	656	1,858,096	561	2,282,276	1,137	8,350,601	------	------	2,716	12,064,003	962	4,943,976	6	
309	505,557	570	1,004,023	867	1,537,468	3,891	9,682,463	48	114,789	2,301	5,918,545	251	398,257	7	
2,535	6,994,290	6,638	15,812,576	666	2,538,426	5,652	22,650,114	------	------	3,357	15,451,115	2,822	7,854,851	8	
44,433	201,911,853	34,101	134,149,328	87	150,697	577	2,292,586	------	------	6,497	21,546,617	5,116	10,713,491	9	
2,594	21,404,007	2,559	32,812,634	------	------	------	------	------	------	418	2,772,947	1,473	5,451,069	10	
1,420	1,965,159	6,479	8,208,484	1,997	5,196,905	2,941	6,271,032	5	4,350	4,181	7,235,483	1,685	2,233,897	11	
2,534	1,213,244	5,582	2,237,626	676	442,307	3,747	1,794,979	3	915	44,149	20,533,015	32,622	18,380,504	12	
2,761	21,422,316	6,741	16,478,276	630	621,109	4,965	4,805,084	27	341,662	24,479	18,081,197	14,991	10,276,960	13	
99,989	128,119,969	125,118	171,902,701	8,301	8,570,997	35,578	36,722,738	66	150,143	116,111	79,202,489	41,724	11,769,714	14	
19,009	13,418,525	30,811	13,556,517	2,922	2,565,588	10,807	9,185,805	------	------	30,065	11,735,865	12,887	3,033,413	15	
43,317	80,559,431	57,538	134,891,913	414	551,070	2,122	8,400,162	------	------	1,865	1,571,810	456	429,757	16	
------	------	62	32,720	------	------	------	------	------	------	3,454	2,557,973	------	------	17	
3,223	11,189,466	1,642	4,187,349	421	924,851	5,487	7,802,024	------	------	35,719	40,724,353	1,442	923,567	18	
196	267,523	654	1,484,475	561	1,908,439	1,136	2,786,014	------	------	2,695	9,980,679	945	4,265,915	19	
308	420,305	569	840,847	867	1,013,996	3,887	7,782,323	48	100,224	2,296	4,847,403	251	268,339	20	
1,232	585,808	3,236	1,045,639	595	486,007	4,983	3,531,209	------	------	2,041	910,039	1,575	359,068	21	
28,362	19,704,117	21,816	12,419,254	80	25,385	478	440,216	------	------	4,575	2,369,455	2,666	542,209	22	
907	652,618	1,265	1,673,334	------	------	------	------	------	------	220	116,282	633	116,147	23	
554	146,078	2,965	594,345	1,630	892,453	1,929	769,058	2	215	2,238	489,792	814	122,243	24	
989	113,281	2,207	206,900	482	81,433	2,218	247,805	------	------	21,385	2,013,205	14,768	1,162,249	25	
1,292	1,062,117	2,853	969,348	379	121,775	2,531	778,122	16	49,704	9,558	1,886,133	5,287	546,807	26	
108,814	221,259,942	128,715	178,089,489	4,176	944,199	23,761	8,807,417	16	13,276	85,224	32,813,678	50,972	20,388,515	27	
21,343	12,725,803	34,905	14,042,076	1,965	364,906	8,484	2,400,632	------	------	27,005	5,985,043	14,721	3,537,154	28	
33,512	18,785,005	41,135	19,315,053	211	38,591	1,517	495,173	------	------	981	253,506	261	82,365	29	
------	------	11	804	------	------	------	------	------	------	796	49,255	------	------	30	
1,684	1,264,036	914	435,889	98	13,227	2,566	298,366	------	------	10,952	1,039,138	670	84,548	31	
67	16,092	295	112,345	167	23,479	312	54,521	------	------	1,393	600,396	468	134,640	32	
57	12,317	148	19,996	219	24,524	1,216	247,476	8	865	1,026	132,334	99	12,755	33	
2,039	1,372,869	5,677	2,652,744	558	191,453	5,158	2,064,980	------	------	2,909	1,604,358	2,341	815,051	34	
44,397	148,686,767	34,045	97,764,541	36	82,899	575	1,336,624	------	------	6,456	14,320,553	5,097	6,851,237	35	
2,579	19,018,144	2,382	29,575,141	------	------	------	------	------	------	411	2,303,045	1,466	4,269,030	36	
664	184,580	4,043	835,111	629	63,630	1,211	184,772	1	150	2,451	369,638	1,051	167,794	37	
1,068	121,730	2,223	189,375	180	10,590	1,361	75,815	------	------	21,039	1,266,352	18,023	1,634,551	38	
1,404	19,072,599	2,942	13,088,814	118	130,900	1,361	1,649,058	7	12,261	9,805	4,890,060	6,775	2,799,390	39	
119,138	47,767,824	149,673	67,142,468	8,171	8,302,173	35,276	30,082,556	35	287,455	133,915	37,830,994	65,646	18,191,750	40	
22,177	10,366,966	37,481	17,501,044	2,868	2,076,035	10,740	6,589,243	------	------	32,971	9,404,389	16,267	5,110,443	41	
35,597	11,218,549	47,018	16,436,225	328	221,136	1,839	1,089,297	------	------	1,354	282,411	311	92,330	42	
------	------	18	2,295	------	------	------	------	------	------	1,916	112,118	------	------	43	
2,166	744,579	1,092	302,495	330	151,244	3,900	783,155	------	------	25,371	2,677,836	1,101	146,489	44	
106	20,359	445	96,980	434	187,898	871	222,263	------	------	2,092	531,210	710	189,884	45	
134	21,342	244	35,416	632	231,509	2,678	673,693	10	795	1,707	257,007	167	32,161	46	
2,535	4,328,293	6,638	10,488,670	665	1,583,824	5,652	14,672,076	------	------	3,357	11,536,646	2,821	5,557,292	47	
42,092	17,937,470	32,244	14,317,387	33	26,538	517	299,994	------	------	6,008	2,133,880	4,752	1,290,846	48	
2,015	824,726	1,998	864,024	------	------	------	------	------	------	368	138,959	1,343	410,985	49	
1,426	1,341,410	6,479	5,403,900	1,995	3,576,264	2,940	4,545,547	5	3,160	4,181	5,039,632	1,685	1,433,990	50	
1,923	232,853	4,219	460,822	505	74,444	2,792	295,830	1	40	36,631	3,107,125	26,327	2,767,200	51	
1,967	741,268	4,797	1,233,204	331	173,281	3,347	911,458	19	263,460	17,959	2,609,781	10,162	1,160,130	52	
1,846	355,637	4,699	560,234	561	123,719	3,949	981,809	4	347	24,754	5,632,837	11,682	2,620,286	53	
436	82,215	1,576	180,308	285	52,526	1,552	835,380	------	------	9,082	1,712,688	4,210	733,487	54	
484	86,068	916	91,041	20	2,436	173	35,374	------	------	206	29,663	35	3,962	55	
------	------	------	------	------	------	------	------	------	------	172	22,293	------	------	56	
22	1,828	38	2,812	19	4,052	494	84,362	------	------	3,242	371,565	96	7,384	57	
3	164	24	3,665	20	3,754	59	13,273	------	------	334	79,022	119	19,841	58	
4	343	4	370	27	6,780	246	36,855	------	------	225	31,888	24	2,578	59	
28	3,529	179	14,322	43	5,824	564	114,060	------	------	501	104,877	338	39,857	60	
761	154,410	1,535	191,964	4	175	63	9,492	------	------	1,160	282,716	977	142,925	61	
38	6,034	131	22,405	------	------	------	------	------	------	109	58,123	330	77,065	62	
11	908	115	10,133	88	15,177	131	13,843	------	------	555	57,802	208	16,045	63	
24	964	76	2,401	22	1,704	270	17,325	------	------	5,649	365,356	3,570	227,566	64	
35	18,544	105	40,813	33	31,291	390	321,825	4	347	3,519	2,516,844	1,775	1,349,576	65	
121,150	39,747,470	152,725	40,842,636	9,110	3,960,881	41,218	13,233,942	76	30,495	160,263	49,173,015	77,854	28,178,384	66	
22,592	8,183,352	38,040	11,262,964	2,945	1,199,883	11,191	4,166,496	------	------	34,148	11,983,343	16,657	6,149,570	67	
39,875	12,100,817	51,857	13,377,946	399	119,403	2,059	768,217	------	------	1,707	495,226	403	130,356	68	
------	------	47	6,653	------	------	------	------	------	------	3,297	675,186	------	------	69	
2,924	779,905	1,426	342,775	403	147,833	5,350	1,547,897	------	------	34,038	9,366,930	1,394	430,819	70	
181	32,423	624	160,631	549	158,706	1,104	274,530	------	------	2,543	872,696	901	333,696	71	
289	51,250	537	107,394	854	260,659	3,794	942,116	46	12,905	2,227	649,913	246	82,424	72	
2,501	703,791	5,582	1,611,261	663	271,318	5,643	2,267,789	------	------	3,302	1,295,195	2,804	1,063,583	73	
43,833	15,429,080	33,480	9,456,182	37	15,700	564	206,260	------	------	6,349	2,440,013	5,026	1,866,274	74	
2,488	902,485	2,262	677,730	------	------	------	------	------	------	377	156,538	1,404	577,842	75	
1,396	292,183	6,426	1,314,995	1,960	649,381	2,918	757,812	4	825	4,148	1,278,619	1,674	493,825	76	
2,534	744,396	5,582	1,378,068	676	274,136	3,747	1,158,204	3	875	44,149	13,780,977	32,622	12,588,938	77	
2,537	537,788	6,162	1,146,097	604	163,862	4,857	1,144,621	23	15,890	23,978	6,178,379	14,723	4,421,057	78	
2,519	400,829	3,437	482,578	113	31,151	1,070	381,444	1	180	2,848	991,389	2,618	633,193	79	
513	63,742	887	115,754	45	10,402	356	72,364	------	------	1,168	203,872	940	140,996	80	
603	84,749	1,189	163,042	3	650	34	5,456	------	------	39	5,647	10	1,169	81	
------	------	------	------	------	------	------	------	------	------	39	5,624	------	------	82	
34	3,646	22	3,354	------	------	70	13,363	------	------	373	60,967	35	4,109	83	
5	680	5	615	3	435	15	2,665	------	------	83	15,788	38	5,293	84	
4	345	8	2,248	6	1,320	67	14,587	------	------	29	5,406	21	2,042	85	
60	10,375	139	18,785	8	2,445	135	33,001	------	------	133	33,593	109	16,918	86	
1,042	150,931	765	93,317	1	80	26	5,539	------	------	232	50,892	324	44,980	87	
132	23,202	72	10,578	------	------	------	------	------	------	26	5,656	99	11,464	88	
19	4,196	112	16,127	12	2,442	59	12,040	------	------	124	28,803	59	8,557	89	
25	3,694	50	6,213	13	2,080	110	19,004	------	------	835	107,513	1,218	187,187	90	
82	55,269	155	60,515	23	10,297	196	153,425	1	180	775	397,638	665	209,478	91	

STATE TABLE III.—VALUE OF FARM PRODUCTS SOLD, TRADED, OR USED BY OPERATOR'S FAMILY; AND

[See note, p 24.

	CLASS OF PRODUCT AND TYPE OF FARM (See definitions in Introduction)	South Atlantic Division—Continued								East South Central Division	
		North Carolina		South Carolina		Georgia		Florida		Kentucky	
		Farms reporting	Value	Farms reporting	Value	Farms reporting	Value	Farms reporting	Value	Farms reporting	Value
		Number	Dollars	Number	Dollars	Number	Dollars	Number	Dollars	Number	Dollars
	All products (sold, traded, or used by operator's family)										
1	All types	287,676	278,488,872	150,384	140,605,356	238,468	241,188,620	54,241	92,009,255	237,818	225,698,836
2	General	26,955	26,505,049	7,630	6,828,760	16,724	16,695,283	8,503	7,481,363	46,962	49,584,878
3	Cash-grain	1,058	946,554	626	385,222	300	196,131	134	100,003	2,721	3,224,637
4	Cotton	77,116	77,214,834	109,900	99,230,345	172,395	158,341,420	5,622	4,356,057	575	746,690
5	Crop specialty	103,813	128,181,985	16,085	19,817,315	19,577	30,368,318	3,710	10,993,801	65,555	81,292,023
6	Fruit	1,655	3,446,285	168	650,933	1,487	6,584,858	13,631	31,161,464	564	1,135,609
7	Truck	1,226	2,040,294	1,190	2,925,701	2,170	3,219,922	6,714	17,838,917	786	1,143,920
8	Dairy	2,525	10,410,401	1,052	4,167,437	2,618	10,091,479	952	7,503,457	5,901	12,077,223
9	Animal specialty	1,985	3,315,605	404	656,468	1,428	2,736,158	1,632	2,324,459	11,620	20,251,352
10	Stock-ranch	127	496,763	21	56,406	80	187,623	375	1,343,436	408	1,548,619
11	Poultry	1,080	1,926,840	398	705,482	722	1,562,602	1,783	3,447,976	1,267	1,215,217
12	Self sufficing	34,422	13,833,223	6,976	2,023,919	12,762	4,485,891	6,198	1,958,590	70,506	29,061,014
13	Abnormal	15,713	10,170,504	5,934	3,257,368	8,205	6,716,875	4,997	3,529,743	20,931	18,397,854
	Crops (incl plants, flowers, etc), sold or traded										
14	All types	243,359	179,104,236	145,330	101,486,860	227,437	162,049,320	46,866	63,457,600	163,929	83,323,987
15	General	25,466	9,976,990	7,429	3,042,179	15,971	7,199,119	8,072	2,945,318	41,389	14,295,753
16	Cash grain	1,057	612,663	622	257,837	296	151,211	133	72,438	2,717	2,243,718
17	Cotton	77,013	57,910,712	109,663	75,662,138	171,994	118,974,845	5,614	2,622,546	574	642,761
18	Crop-specialty	103,729	101,269,865	16,062	16,475,058	19,542	23,817,713	3,707	9,512,401	65,531	52,757,453
19	Fruit	1,644	2,871,556	165	585,391	1,393	5,871,168	12,515	29,323,201	557	885,860
20	Truck	1,223	1,623,367	1,187	2,503,424	2,167	2,545,506	6,661	16,472,479	784	854,602
21	Dairy	1,839	836,248	763	473,704	1,786	846,442	375	190,941	3,780	1,522,652
22	Animal specialty	1,450	425,670	322	111,710	1,657	494,271	1,177	349,707	7,608	4,711,952
23	Stock ranch	96	29,198	17	10,442	48	12,855	267	118,317	201	173,734
24	Poultry	749	232,416	257	73,524	450	166,233	911	236,199	563	87,946
25	Self sufficing	20,390	1,621,095	505	391,685	7,752	634,389	4,082	300,348	31,801	2,911,308
26	Abnormal	8,703	1,694,426	4,338	869,768	4,981	1,335,568	3,352	1,333,705	8,424	2,136,128
	Livestock, sold or traded										
27	All types	76,461	10,804,911	39,309	3,438,766	72,933	10,313,991	16,918	4,717,256	133,189	49,435,253
28	General	17,660	2,586,579	4,389	597,558	11,105	1,996,039	5,569	858,273	40,243	9,702,360
29	Cash grain	312	40,803	91	12,108	44	6,640	28	4,503	923	304,225
30	Cotton	16,772	1,379,975	20,876	1,554,515	42,418	3,594,920	2,373	208,253	120	13,340
31	Crop specialty	18,375	1,693,556	2,756	241,548	8,208	1,194,790	1,500	277,287	35,142	7,374,815
32	Fruit	434	45,222	40	5,043	503	156,867	853	138,519	277	45,851
33	Truck	340	54,350	314	38,799	758	136,819	1,115	282,760	258	25,571
34	Dairy	1,822	603,997	615	195,039	1,581	496,139	533	294,168	5,078	1,685,560
35	Animal specialty	1,895	1,763,213	381	343,344	1,395	1,594,918	1,559	1,138,102	11,613	18,403,599
36	Stock-ranch	127	365,224	21	35,339	79	128,171	363	986,153	406	1,127,305
37	Poultry	479	67,111	146	14,939	268	36,512	296	43,366	651	87,280
38	Self-sufficing	12,960	753,208	1,436	59,832	4,087	200,075	1,742	96,425	30,380	2,016,999
39	Abnormal	5,285	1,461,673	1,244	340,702	2,487	772,101	992	359,447	8,091	8,648,348
	Livestock products, sold or traded										
40	All types	175,360	25,790,150	86,950	9,559,264	147,769	20,072,668	39,296	13,840,774	179,274	34,001,674
41	General	25,424	4,913,680	6,863	1,121,200	14,511	2,451,390	7,867	1,299,404	45,322	11,077,479
42	Cash grain	724	70,702	248	17,243	101	8,224	61	4,056	1,487	193,333
43	Cotton	44,735	3,286,796	59,694	3,390,514	100,118	5,763,662	4,357	269,135	208	11,542
44	Crop-specialty	59,798	4,434,294	9,743	544,108	12,063	974,897	2,705	369,743	49,226	7,136,917
45	Fruit	1,157	124,819	106	18,591	806	174,991	3,479	593,877	419	72,352
46	Truck	772	95,081	772	77,351	1,249	113,455	2,402	321,094	442	84,703
47	Dairy	2,525	8,091,964	1,052	3,206,070	2,618	7,953,726	952	6,806,622	5,901	7,209,414
48	Animal specialty	1,818	541,629	345	100,346	1,008	248,068	1,422	432,319	10,438	2,710,299
49	Stock-ranch	121	40,406	13	5,528	51	12,988	253	143,985	364	119,240
50	Poultry	1,080	1,326,479	396	520,139	722	1,171,827	1,783	2,839,037	1,267	778,235
51	Self sufficing	26,803	1,614,717	4,447	193,680	9,403	500,096	4,390	220,504	51,762	3,234,319
52	Abnormal	10,405	1,199,583	3,271	366,494	5,029	699,324	2,625	540,998	12,438	1,273,841
	Forest products sold										
53	All types	30,283	5,532,358	13,561	2,157,834	22,855	4,941,770	3,308	881,514	21,441	2,802,221
54	General	7,673	1,436,803	2,184	374,896	4,531	917,241	1,168	153,385	7,397	853,024
55	Cash-grain	95	10,523	35	2,069	22	2,152	4	2,640	136	9,549
56	Cotton	4,947	576,098	8,064	714,686	11,381	1,124,565	248	13,934	9	1,581
57	Crop-specialty	8,190	810,678	1,276	118,796	2,349	346,489	315	38,587	4,022	298,508
58	Fruit	232	33,720	19	2,850	233	85,888	244	33,257	36	4,159
59	Truck	88	13,470	103	13,733	185	20,228	176	16,212	10	406
60	Dairy	383	92,514	132	19,509	374	65,410	60	8,845	372	27,819
61	Animal-specialty	357	51,438	93	13,529	257	64,404	157	16,803	1,034	127,095
62	Stock-ranch	40	15,389	8	1,981	30	13,199	43	12,722	33	3,113
63	Poultry	131	13,682	51	7,407	83	11,712	78	11,104	92	7,348
64	Self-sufficing	5,328	320,800	703	32,459	1,663	81,035	398	15,699	6,363	344,248
65	Abnormal	2,821	2,157,903	893	855,909	1,747	2,209,447	417	558,326	1,935	1,125,241
	Farm products used by operator's family										
66	All types	254,663	57,958,717	141,344	25,969,642	223,138	43,808,871	42,927	9,112,111	230,277	59,138,901
67	General	26,916	7,590,997	7,547	1,692,927	16,419	4,131,494	8,482	2,194,983	46,647	13,556,262
68	Cash-grain	951	211,833	465	65,965	211	27,904	56	16,366	2,213	473,812
69	Cotton	71,657	14,061,253	102,419	16,908,492	160,019	28,833,428	5,453	1,362,189	510	77,466
70	Crop-specialty	97,196	19,923,652	15,319	2,437,805	18,216	4,034,429	3,500	795,783	60,335	13,724,330
71	Fruit	1,539	370,968	153	39,058	1,156	295,944	6,269	1,072,600	538	127,257
72	Truck	1,141	254,026	1,110	192,394	1,889	403,914	4,320	716,372	749	178,648
73	Dairy	2,509	785,678	1,018	273,115	2,569	728,762	879	202,881	5,824	1,631,778
74	Animal-specialty	1,927	533,655	390	87,539	1,357	334,477	1,583	387,528	11,204	3,298,377
75	Stock-ranch	127	46,576	20	5,116	75	20,410	313	82,259	368	125,227
76	Poultry	1,071	287,152	367	89,473	689	176,378	1,700	318,269	1,236	254,408
77	Self-sufficing	34,422	9,523,408	6,978	1,346,263	12,762	3,070,295	6,188	1,323,614	70,506	20,474,140
78	Abnormal	15,206	3,667,519	5,558	824,495	7,774	1,700,435	4,134	737,267	20,137	5,214,196
	RECEIPTS FROM BOARDERS, LODGERS, ETC.										
79	All types	3,350	786,780	1,395	265,174	2,658	354,284	814	199,870	3,487	591,429
80	General	632	112,055	144	25,330	441	47,523	271	25,161	940	110,954
81	Cash-grain	8	1,475	2	360	1	108	1	45	25	6,299
82	Cotton	552	105,978	821	131,675	1,356	145,905	68	9,159	10	638
83	Crop-specialty	796	143,688	125	19,691	209	27,328	79	8,271	677	74,443
84	Fruit	28	5,344	4	1,085	29	3,807	83	14,423	9	1,350
85	Truck	25	7,555	11	2,740	28	4,689	42	9,370	20	5,945
86	Dairy	65	21,730	29	10,536	67	18,121	15	4,234	111	17,520
87	Animal-specialty	49	8,186	17	4,667	22	4,290	50	8,807	195	20,528
88	Stock-ranch	11	3,475	1	50			7	598	11	1,326
89	Poultry	23	4,872	10	3,612	15	2,197	30	4,853	26	3,289
90	Self-sufficing	558	64,156	88	10,526	229	21,643	74	5,833	956	102,238
91	Abnormal	501	307,256	143	54,872	261	106,573	94	109,101	509	178,600

RECEIPTS FROM BOARDERS, ETC ; 1929, BY TYPE OF FARM, BY DIVISIONS AND STATES—Continued

beginning of this table]

EAST SOUTH CENTRAL DIVISION—Continued						WEST SOUTH CENTRAL DIVISION								
TENNESSEE		ALABAMA		MISSISSIPPI		ARKANSAS		LOUISIANA		OKLAHOMA		TEXAS		
Farms reporting	Value	Farms reporting	Value	Farms reporting	Value	Farms reporting	Value	Farms reporting	Value	Farms reporting	Value	Farms reporting	Value	
Number	*Dollars*	*Number*	*Dollars*	*Number*	*Dollars*	*Number*	*Dollars*	*Number*	*Dollars*	*Number*	*Dollars*	*Number*	*Dollars*	
238,105	219,256,472	247,995	212,280,454	301,170	274,213,583	228,039	225,273,996	153,996	161,078,688	190,146	307,060,693	468,776	749,324,222	1
47,887	47,973,232	18,220	11,672,642	14,503	13,514,020	23,789	21,426,317	8,309	7,352,880	36,624	47,527,368	32,909	36,971,422	2
4,120	4,021,618	90	99,485	58	48,957	1,529	7,802,297	4,135	17,870,409	25,698	62,798,512	15,081	61,677,396	3
68,076	57,783,175	206,835	171,659,303	259,198	232,258,135	168,701	164,602,594	115,123	98,234,428	86,314	119,547,662	349,458	440,905,858	4
23,494	26,523,397	2,620	3,126,035	912	1,146,568	757	1,016,277	5,699	15,258,841	2,857	5,176,251	3,356	5,328,254	5
1,128	2,100,882	951	1,642,485	442	676,741	3,190	5,123,552	5,084	5,846,429	628	985,327	2,559	4,855,574	6
1,754	2,565,874	923	1,549,470	4,265	5,334,087	1,083	1,094,641	1,625	1,610,944	531	700,886	5,663	12,123,113	7
5,826	14,239,557	1,541	7,292,478	3,208	7,394,729	2,525	5,720,654	1,393	5,942,713	5,176	13,317,976	8,074	29,404,490	8
10,853	23,538,006	938	2,184,063	820	1,792,536	1,921	3,692,682	850	1,348,072	7,258	22,456,907	5,228	13,333,680	9
53	133,743	261	1,260,964	216	639,742	58	249,276	344	1,345,312	967	14,170,264	15,632	117,617,902	10
1,743	1,988,060	746	1,453,508	335	650,459	1,040	1,319,990	277	446,297	2,909	3,789,537	5,274	7,687,740	11
53,822	24,079,400	12,941	4,662,541	10,342	3,948,473	17,098	6,563,953	8,972	2,577,553	14,432	5,727,060	13,539	4,925,899	12
18,349	14,314,528	6,929	5,677,480	6,871	6,809,136	6,848	6,666,763	4,185	3,244,810	6,754	10 862,943	12,003	14,492,894	13
184,466	90,414,617	240,618	135,805,563	291,733	209,098,341	212,940	154,274,999	147,504	119,456,014	171,918	161,912,757	433,486	431,119,998	14
42,170	14,938,078	12,845	4,724,837	14,116	5,147,270	21,560	6,511,347	8,027	3,243,443	33,510	16,594,220	29,882	12,754,232	15
4,109	2,639,336	89	72,967	58	39,940	1,524	7,155,814	4,129	16,298,720	25,642	45,628,330	14,995	51,093,906	16
63,017	42,898,270	206,372	122,569,180	256,304	187,070,184	168,171	132,261,320	113,785	78,508,416	86,092	87,041,459	346,269	337,091,159	17
23,488	17,674,925	2,607	2,349,652	911	870,913	754	773,024	5,657	13,410,939	2,849	3,979,348	3,343	4,311,275	18
1,126	1,586,712	882	1,389,803	391	531,189	3,106	3,822,053	5,049	4,730,489	623	711,707	2,137	4,053,540	19
1,750	1,967,845	922	1,232,540	4,258	4,473,931	1,081	799,365	1,620	1,276,649	527	529,948	5,644	10,632,739	20
3,221	1,112,436	1,012	518,452	2,412	990,988	1,542	421,569	799	396,189	3,183	1,135,763	4,328	1,875,129	21
6,548	2,565,060	710	346,806	606	232,808	1,260	417,770	588	182,803	5,378	3,521,047	3,792	2,007,191	22
23	5,642	136	78,311	97	48,595	21	10,020	167	115,911	434	441,991	6,175	4,157,255	23
819	157,629	522	173,575	216	57,975	638	124,719	161	39,938	1,637	401,015	3,108	756,570	24
29,193	3,012,777	9,657	1,043,785	7,615	883,190	9,494	855,962	4,880	563,850	8,363	887,006	7,607	757,477	25
9,007	1,855,907	5,064	1,825,655	4,749	1,749,358	3,789	1,121,959	2,642	688,667	3,680	1,040,923	6,206	1,629,525	26
123,645	35,415,023	80,139	10,408,178	63,171	9,333,364	78,009	13,682,518	30,944	5,883,469	109,371	59,337,907	195,694	140,374,602	27
39,670	8,084,961	8,955	1,293,312	9,953	1,455,506	19,215	3,071,168	4,743	683,192	30,967	8,966,396	25,475	5,810,168	28
1,570	347,005	21	6,605	7	1,336	539	115,771	1,070	279,124	15,700	5,593,189	7,471	4,516,804	29
18,686	1,568,856	60,806	4,519,365	43,356	3,704,745	40,587	3,644,428	17,797	1,675,279	38,784	6,520,519	121,684	16,602,938	30
10,606	1,439,969	1,086	142,248	303	43,097	265	36,990	1,538	225,335	1,340	326,728	1,078	169,862	31
530	87,754	279	35,649	133	17,640	1,535	170,190	526	47,192	316	56,741	571	224,376	32
565	120,245	314	37,419	667	67,840	363	27,489	176	26,872	189	24,394	1,439	191,331	33
4,766	1,897,655	1,021	422,799	1,971	564,126	1,922	431,882	831	274,599	4,059	1,605,989	5,727	2,269,858	34
10,844	14,874,914	920	1,413,397	805	1,151,014	1,909	2,381,127	826	774,969	7,211	14,931,443	5,135	8,493,594	35
63	103,585	254	1,069,094	214	513,162	58	200,114	342	991,744	867	13,280,993	15,389	92,880,131	36
1,048	131,491	351	45,724	135	21,347	561	66,346	80	10,786	1,590	250,132	2,712	399,659	37
27,192	1,754,541	3,910	177,799	3,184	148,451	3,249	472,669	1,839	100,347	5,686	891,920	4,775	290,812	38
3,115	5,004,047	2,223	1,224,767	2,443	1,645,100	2,800	3,044,844	1,176	794,030	2,662	7,389,463	4,168	8,525,069	39
175,793	32,297,288	154,491	15,934,050	123,539	14,669,217	117,749	16,459,801	69,753	10,485,471	139,872	42,048,868	294,597	90,897,535	40
45,605	9,564,084	11,659	1,695,625	12,850	2,240,798	22,172	4,617,160	7,034	985,658	34,585	11,206,359	30,592	9,246,466	41
2,343	268,692	40	2,836	12	2,530	940	220,279	3,152	384,617	18,780	6,253,937	9,809	3,284,277	42
34,259	2,144,540	124,527	5,901,958	93,189	5,627,457	68,851	4,345,272	44,925	2,423,429	55,195	8,610,154	201,520	28,096,220	43
17,426	1,852,061	1,650	132,475	506	61,019	432	63,832	3,853	422,674	1,765	309,078	1,843	289,318	44
852	107,232	566	67,849	237	34,324	2,411	357,619	1,404	89,385	450	67,259	1,214	215,205	45
1,117	110,931	501	64,324	1,651	120,769	612	60,113	547	41,160	286	32,990	2,890	384,176	46
5,826	9,464,507	1,541	5,933,937	3,208	5,035,308	2,525	4,194,022	1,393	4,902,060	5,176	9,196,956	8,074	23,286,151	47
9,874	2,599,666	701	172,689	640	164,096	1,645	343,359	568	163,266	6,346	2,022,903	4,420	1,554,956	48
38	10,047	125	23,189	121	17,277	43	17,555	220	115,556	570	188,723	12,127	16,979,069	49
1,743	1,314,781	746	1,053,731	335	489,793	1,040	876,509	277	330,232	2,909	2,509,737	5,274	5,379,837	50
44,107	3,315,438	8,522	340,123	6,632	305,832	12,880	823,844	4,103	210,165	9,536	676,168	9,347	655,256	51
12,603	1,545,309	3,913	540,314	4,149	563,014	4,191	533,237	2,177	417,269	4,274	974,604	7,487	1,527,104	52
25,734	4,256,303	30,769	3,391,359	19,416	3,590,749	23,650	2,779,681	8,600	1,535,243	16,479	1,194,914	32,941	3,368,974	53
9,543	1,349,344	3,513	664,016	4,363	780,192	6,792	845,564	1,770	303,599	5,778	429,345	5,406	651,498	54
257	27 290	2	3,204	2	116	92	19,621	171	21,033	577	36,556	821	19,375	55
3,393	229,996	14,133	1,248,277	11,662	1,118,276	11,330	942,164	4,640	477,641	5,633	277,491	20,637	1,383,797	56
1,687	156,871	187	17,309	93	10,120	59	6,762	368	105,076	216	11,450	173	22,592	57
132	16,864	47	3,027	42	6,515	436	42,174	184	16,928	115	8,968	104	10,236	58
81	9,641	59	5,675	256	19,695	164	11,539	69	5,429	38	1,966	209	20,716	59
482	71,217	163	22,978	441	47,318	326	27,607	177	31,941	362	19,587	486	39,595	60
1,583	235,126	164	33,725	199	50,101	431	48,019	129	19,948	910	63,954	741	83,725	61
9	687	79	17,003	72	20,705	18	6,390	81	44,211	116	18,982	2,376	334,217	62
104	6,117	68	4,568	25	4,110	116	8,218	17	1,267	145	7,874	304	23,882	63
6,176	325,946	1,129	54,084	1,019	46,332	2,670	135,931	497	26,860	1,929	84,695	1,157	53,214	64
2,287	1,827,706	1,218	1,217,493	1,342	1,417,269	1,196	685,692	497	481,310	660	163,846	1,027	724,127	65
224,397	56,873,949	234,933	46,241,304	262,848	44,600,912	202,299	38,109 074	138,346	23,718,491	175,698	49,698,947	401,778	83,565,113	66
47,788	14,036,765	13,019	3,294,852	14,193	3,890,254	23,732	6,381,078	8,279	2,136,968	36,370	10,331,048	32,242	8,509,068	67
3,411	739,295	61	13,873	27	5,035	1,301	290,812	3,846	886,915	21,390	5,296,500	11,562	2,763,034	68
58,896	10,941,513	194,955	37,420,523	222,185	34,737,473	144,073	23,409,410	98,705	15,149,663	77,810	17,096,039	294,445	57,731,744	69
21,862	5,399,571	2,413	494,351	748	161,419	650	135,669	5,429	1,094,817	2,420	549,647	2,634	535,207	70
1,082	302,820	785	166,157	365	87,073	3,006	731,516	4,922	962,435	598	140,652	1,766	352,217	71
1,670	357,212	869	209,512	4,072	651,852	970	196,135	1,501	260,834	497	111,583	4,720	894,151	72
5,781	1,693,742	1,483	359,312	3,137	756,989	2,516	645,574	1,295	337,924	5,127	1,359,681	7,819	1,933,757	73
10,640	3,258,240	883	217,446	786	194,517	1,877	502,407	834	307,086	7,076	1,917,560	4,893	1,194,214	74
47	13,782	210	53,367	167	40,003	49	15,197	280	77,890	789	239,575	12,578	3,267,230	75
1,731	378,042	727	175,910	318	77,234	1,033	244,198	273	64,074	2,873	621,279	5,141	1,128,292	76
53,822	15,670,698	12,941	3,046,750	10,342	2,564,668	17,098	4,275,547	8,972	1,676,331	14,432	3,687,271	13,539	3,169,140	77
17,667	4,081,569	6,557	1,369,251	6,508	1,434,395	5,995	1,281,531	4,010	863,534	6,256	1,294,107	10,439	2,087,069	78
3,979	618,906	3,495	450,665	2,414	381,957	3,594	383,468	1,236	235,133	2,395	335,485	5,015	856,712	79
1,198	146,463	418	46,657	353	42,709	787	80,961	215	34,356	706	81,352	730	95,821	80
54	6,055	3	35			16	1,486	11	2,035	216	35,441	152	22,457	81
506	55,772	2,380	261,478	1,511	165,742	1,784	175,917	639	88,686	713	82,131	2,606	337,429	82
270	30,914	34	5,262	13	966	11	737	31	6,116	23	2,813	26	2,955	83
16	2,018	15	2,368	6	777	76	9,379	14	1,897	6	820	37	12,871	84
30	3,449	12	2,762	29	3,396	17	1,610	9	1,552	6	902	55	3,077	85
128	22,922	33	7,876	50	9,007	45	5,140	17	5,996	74	14,326	126	22,250	86
259	38,356	21	3,925	15	4,522	57	6,730	28	3,909	130	15,326	134	30,553	87
1	360	6	1,115	6	1,433	2	582	2	590	16	2,165	412	80,256	88
23	2,804	30	2,821	6	571	17	2,153	20	2,801	45	5,831	108	18,997	89
953	108,266	253	23,672	173	16,791	423	37 055	106	14,714	152	14,685	237	27,944	90
540	203,527	222	59,694	222	75,343	279	60,713	149	70,440	138	78,693	302	207 968	91

STATE TABLE III.—VALUE OF FARM PRODUCTS SOLD, TRADED, OR USED BY OPERATOR'S FAMILY; AND

[See note, p 24.

	CLASS OF PRODUCT AND TYPE OF FARM (See definitions in Introduction)	MOUNTAIN DIVISION									
		MONTANA		IDAHO		WYOMING		COLORADO		NEW MEXICO	
		Farms reporting	Value	Farms reporting	Value	Farms reporting	Value	Farms reporting	Value	Farms reporting	Value
	All products (sold, traded, or used by operator's family)	Number	Dollars	Number	Dollars	Number	Dollars	Number	Dollars	Number	Dollars
1	All types	45,385	139,513,641	40,330	135,802,054	15,343	83,293,353	56,196	187,298,846	29,335	61,185,484
2	General	5,621	9,731,017	7,228	15,422,231	2,493	4,285,825	8,541	14,702,023	3,305	3,958,117
3	Cash-grain	19,374	49,004,575	7,792	26,875,910	1,783	4,035,358	8,933	23,077,514	2,942	6,528,754
4	Cotton									2,873	9,642,244
5	Crop-specialty	4,101	12,372,051	10,627	42,727,383	2,839	9,986,124	13,696	49,770,585	4,291	7,249,400
6	Fruit	197	563,322	1,287	6,216,009	5	12,061	1,779	4,467,280	429	1,399,866
7	Truck	153	507,068	203	542,225	37	95,767	2,194	5,476,733	728	703,976
8	Dairy	2,175	6,257,405	4,227	9,127,032	812	2,219,312	3,540	9,276,037	639	2,341,646
9	Animal-specialty	2,480	8,217,492	2,343	11,390,038	1,458	6,010,728	5,299	37,317,729	839	1,904,182
10	Stock-ranch	6,919	47,891,320	1,535	17,385,890	4,040	34,426,951	4,836	32,515,882	5,906	24,181,580
11	Poultry	371	607,888	788	1,687,526	215	347,155	1,029	2,677,635	242	436,735
12	Self-sufficing	1,405	443,271	1,311	496,943	537	191,306	1,687	521,727	3,749	988,126
13	Abnormal	2,589	2,918,132	2,989	3,930,867	1,124	1,682,766	4,064	7,496,701	3,392	1,840,859
	Crops (incl. plants, flowers, etc.), sold or traded										
14	All types	36,704	87,233,376	34,884	73,658,398	11,003	15,123,247	46,352	82,289,286	21,073	25,048,801
15	General	4,877	3,256,711	6,620	6,219,363	2,172	1,334,692	7,556	5,496,694	3,012	1,045,098
16	Cash grain	18,909	37,280,197	7,741	21,762,942	1,770	2,812,716	8,673	17,264,766	2,921	5,207,300
17	Cotton									2,872	8,654,448
18	Crop-specialty	4,060	9,598,281	10,625	34,953,094	2,837	7,807,818	13,681	39,725,743	4,275	5,951,223
19	Fruit	196	443,978	1,284	5,466,282	5	8,787	1,761	3,724,101	421	1,182,179
20	Truck	151	422,004	203	478,964	37	78,829	2,188	4,826,189	728	878,764
21	Dairy	1,213	541,680	2,747	1,284,390	457	209,559	2,070	1,057,195	318	193,282
22	Animal-specialty	1,870	1,535,194	1,775	1,973,848	1,079	1,018,890	4,057	7,390,207	552	284,796
23	Stock-ranch	3,343	3,134,742	712	749,559	1,758	1,349,295	2,172	1,651,018	1,515	701,644
24	Poultry	207	74,317	504	203,451	116	32,879	889	229,879	144	58,746
25	Self-sufficing	549	50,960	663	64,713	229	23,898	810	71,701	2,264	193,116
26	Abnormal	1,299	895,412	1,790	501,852	543	345,884	2,485	831,793	2,001	396,185
	Livestock, sold or traded										
27	All types	31,099	48,418,025	28,521	29,796,561	11,440	32,054,402	38,246	69,243,981	14,270	22,860,816
28	General	4,921	2,250,926	6,124	2,781,165	2,153	992,834	7,192	3,156,911	2,339	750,544
29	Cash-grain	11,365	4,094,534	4,504	1,735,689	1,011	485,857	5,530	2,406,336	1,323	401,447
30	Cotton									490	191,259
31	Crop-specialty	2,129	1,007,705	5,133	2,452,035	1,493	781,600	7,492	4,161,887	1,407	290,829
32	Fruit	65	34,414	566	191,953			571	180,042	119	69,507
33	Truck	53	22,675	50	6,791	17	3,185	535	137,777	113	11,513
34	Dairy	1,814	875,279	3,512	1,383,547	680	327,014	2,826	1,293,273	447	184,968
35	Animal-specialty	2,450	4,965,711	2,334	6,874,947	1,448	3,864,911	5,286	26,408,897	828	1,174,233
36	Stock-ranch	6,713	33,390,010	1,362	12,161,413	3,886	24,639,097	4,500	26,093,559	5,142	18,910,220
37	Poultry	165	31,301	428	87,618	90	20,007	534	98,201	85	14,105
38	Self-sufficing	436	33,113	431	81,136	180	16,248	482	35,153	976	74,731
39	Abnormal	988	1,112,056	1,077	2,090,367	482	923,649	1,238	5,271,940	1,001	787,860
	Livestock products, sold or traded										
40	All types	33,224	22,456,573	31,137	29,696,360	11,682	12,080,734	42,424	24,877,394	15,692	8,155,677
41	General	5,288	2,563,187	6,864	4,263,750	2,347	1,160,167	8,074	3,979,485	2,454	831,583
42	Cash-grain	13,227	3,317,207	5,254	1,712,170	1,121	282,837	6,499	1,976,786	1,655	465,417
43	Cotton									997	274,714
44	Crop-specialty	2,510	876,462	7,496	3,123,975	1,934	722,879	9,525	3,461,732	1,788	371,170
45	Fruit	116	47,883	545	309,347	5	1,524	1,142	289,282	221	59,839
46	Truck	84	26,300	93	20,480	21	4,827	874	179,340	202	19,391
47	Dairy	2,175	4,273,042	4,227	5,443,026	812	1,489,236	3,540	6,169,868	639	1,812,614
48	Animal-specialty	2,082	1,102,158	2,096	1,897,902	1,249	724,396	4,747	2,343,053	668	278,437
49	Stock ranch	5,486	9,411,610	1,122	4,130,475	3,132	7,235,562	3,492	3,698,008	4,476	3,498,474
50	Poultry	371	433,379	788	1,226,526	215	246,063	1,629	2,089,489	242	315,581
51	Self-sufficing	715	63,006	767	81,199	284	24,156	929	74,554	1,178	50,973
52	Abnormal	1,170	342,639	1,634	487,510	562	189,067	1,973	615,797	1,172	177,484
	Forest products sold										
53	All types	1,601	432,010	2,082	662,619	499	111,704	1,384	446,680	1,401	183,061
54	General	336	65,376	676	148,288	126	22,870	306	49,321	229	28,460
55	Cash grain	196	29,052	400	50,995	22	2,935	34	2,671	24	1,615
56	Cotton									37	4,419
57	Crop-specialty	135	20,118	153	22,012	39	5,196	227	25,658	266	25,121
58	Fruit	6	535	17	2,439			5	141	9	1,641
59	Truck	5	1,099	2	154			27	2,556	10	1,310
60	Dairy	99	11,146	170	23,737	14	1,588	118	12,563	16	1,137
61	Animal-specialty	89	13,818	108	12,303	35	6,548	86	8,587	36	5,540
62	Stock-ranch	381	73,703	50	8,573	178	31,801	305	54,714	403	49,527
63	Poultry	4	670	22	4,325			6	255	2	87
64	Self-sufficing	71	5,336	111	7,953	25	1,504	86	4,699	115	4,822
65	Abnormal	279	210,868	372	381,840	60	39,262	189	285,475	254	59,352
	Farm products used by operator's family										
66	All types	39,999	9,973,357	36,237	8,988,116	13,882	3,923,266	49,816	10,461,505	25,930	4,919,109
67	General	5,594	1,594,818	7,182	2,009,665	2,479	775,262	8,477	2,019,612	3,237	702,432
68	Cash-grain	16,261	3,683,385	5,486	1,614,114	1,520	351,013	7,339	1,426,955	2,533	452,975
69	Cotton									2,222	517,404
70	Crop-specialty	3,415	869,484	9,237	2,176,267	2,512	668,631	11,767	2,395,525	3,736	611,057
71	Fruit	169	36,512	1,111	245,988	5	1,750	1,489	273,714	389	86,699
72	Truck	133	35,000	182	35,836	33	8,926	1,787	329,871	670	92,978
73	Dairy	2,151	556,348	4,210	902,402	795	191,915	3,491	743,133	618	139,695
74	Animal-specialty	2,349	600,621	2,228	631,138	1,402	395,983	5,117	1,166,985	806	161,176
75	Stock-ranch	6,193	1,881,255	1,045	335,870	3,534	1,171,196	3,964	1,018,583	4,767	1,021,715
76	Poultry	362	67,921	773	165,606	212	48,006	1,550	259,811	233	48,216
77	Self-sufficing	1,405	290,856	1,311	211,942	537	125,500	1,687	335,620	3,749	664,484
78	Abnormal	1,967	357,157	2,472	469,288	853	184,884	3,148	491,696	2,920	420,278
	RECEIPTS FROM BOARDERS, LODGERS, ETC										
79	All types	1,343	495,258	885	191,355	608	734,103	1,411	440,041	268	167,678
80	General	221	33,262	206	36,805	123	26,016	289	44,570	38	7,712
81	Cash-grain	472	70,168	176	24,205	53	7,606	171	20,762	16	1,644
82	Cotton									20	4,006
83	Crop-specialty	80	14,222	115	17,157	58	9,533	189	33,274	28	4,166
84	Fruit	4	168	25	5,246			41	6,535	7	1,490
85	Truck	1	30	1	35	2	200	21	2,826	4	1,425
86	Dairy	48	7,898	86	17,109	20	2,703	125	22,660	16	5,170
87	Animal-specialty	85	12,784	59	11,241	54	8,262	110	16,747	4	1,207
88	Stock-ranch	251	74,782	44	10,416	169	46,946	208	49,887	69	29,524
89	Poultry	6	770	22	5,462	3	665	21	6,446	4	1,351
90	Self-sufficing	24	2,776	44	5,179	13	1,413	30	3,555	21	2,356
91	Abnormal	151	278,493	106	58,500	113	630,759	196	232,679	41	107,627

RECEIPTS FROM BOARDERS, ETC.; 1929, BY TYPE OF FARM, BY DIVISIONS AND STATES—Continued
beginning of this table]

Mountain Division—Continued						Pacific Division						
Arizona		Utah		Nevada		Washington		Oregon		California		
Farms reporting	Value	Farms reporting	Value	Farms reporting	Value	Farms reporting	Value	Farms reporting	Value	Farms reporting	Value	
Number	Dollars	Number	Dollars	Number	Dollars	Number	Dollars	Number	Dollars	Number	Dollars	
13,161	48,864,932	28,531	64,677,080	3,261	19,875,363	67,225	197,744,572	51,958	137,009,086	128,725	693,103,467	1
979	1,880,053	5,400	9,159,525	440	1,246,787	7,121	11,098,435	9,762	16,584,216	4,426	9,593,233	2
195	207,853	1,609	3,607,840	36	123,485	8,442	48,552,749	4,965	24,141,569	4,311	34,048,508	3
2,747	17,050,059									2,971	21,135,151	4
641	2,432,564	4,005	8,528,898	642	2,099,730	3,750	13,672,294	2,948	9,650,463	3,944	50,449,143	5
487	1,550,497	990	2,115,631	15	28,647	9,868	46,313,315	6,307	19,137,588	52,011	218,048,963	6
448	3,870,531	725	1,395,411	42	202,100	1,299	4,176,669	942	2,700,963	6,088	59,791,456	7
745	4,001,772	3,378	6,826,575	499	2,091,597	12,723	31,720,393	8,150	21,618,718	15,179	92,519,335	8
322	1,607,249	2,196	8,397,513	137	679,842	1,242	3,438,506	1,582	6,204,450	2,012	10,106,890	9
3,660	12,143,576	2,388	16,422,357	822	12,041,785	688	6,921,971	2,648	23,027,929	5,121	63,816,653	10
625	1,516,795	1,830	5,013,333	232	687,059	8,636	23,855,810	3,091	6,549,487	15,424	55,825,470	11
704	237,568	922	373,620	122	42,154	3,631	1,255,159	3,447	1,289,059	2,233	721,360	12
1,698	2,236,816	3,183	2,741,277	274	632,197	9,825	5,739,272	7,816	6,104,644	9,405	17,053,205	13
3,170	25,313,469	21,446	19,563,240	2,196	3,481,755	48,515	109,969,231	39,049	57,033,290	96,604	384,426,657	14
541	741,238	5,123	3,556,420	376	415,769	5,808	3,574,630	8,559	5,262,330	8,695	3,901,215	15
192	238,538	1,604	2,321,776	36	94,235	8,334	41,882,566	4,984	19,636,740	4,278	30,106,070	16
2,727	15,733,017									2,945	19,783,892	17
641	2,081,485	4,001	6,276,508	640	1,689,214	3,748	11,504,339	2,946	7,773,280	8,916	46,585,179	18
371	1,456,158	986	1,690,493	14	22,250	9,776	43,359,092	6,254	16,238,321	49,032	207,202,468	19
446	3,685,491	725	1,176,243	42	169,534	1,295	3,843,449	941	2,439,577	6,642	58,302,479	20
310	204,836	2,607	1,263,981	302	221,467	7,246	2,545,372	5,228	2,075,318	5,870	5,526,128	21
185	245,641	1,619	1,004,712	88	125,959	716	491,037	1,277	871,435	1,144	1,623,269	22
1,233	291,032	1,032	634,509	378	557,836	217	342,497	1,015	1,060,735	1,807	3,149,905	23
237	110,881	1,118	573,764	111	57,876	4,562	1,194,127	1,944	619,232	6,049	2,631,268	24
357	33,141	570	63,653	60	7,038	1,718	130,507	1,684	141,016	915	78,943	25
630	401,836	2,061	497,177	149	120,279	5,095	1,101,315	4,267	935,306	5,511	5,623,011	26
6,919	18,919,541	17,146	20,327,239	2,268	10,667,342	34,824	18,280,848	30,994	30,347,023	39,447	75,619,847	27
639	884,961	4,410	1,371,076	347	238,923	5,398	1,822,246	7,978	2,784,787	8,272	1,701,090	28
36	10,020	814	185,099	19	5,736	5,561	2,455,188	5,225	1,644,687	1,858	2,100,541	29
701	373,821									624	433,920	30
198	112,760	2,013	532,413	258	112,750	1,656	564,198	1,337	503,563	2,281	1,051,585	31
59	10,925	345	56,195	5	2,150	1,969	457,992	2,198	541,577	6,075	1,852,009	32
79	60,464	190	24,221	16	8,625	208	88,876	209	26,065	590	339,831	33
522	489,425	2,767	841,207	450	370,755	10,388	3,297,549	6,555	2,554,894	12,900	9,645,841	34
312	1,225,532	2,083	5,389,520	134	397,750	1,223	2,081,426	1,846	3,693,284	1,995	6,663,048	35
2,753	9,123,950	2,317	10,364,601	801	9,087,070	636	5,101,097	2,584	16,667,154	4,792	43,719,327	36
205	76,519	682	138,134	93	26,630	3,618	633,761	1,438	253,105	2,645	684,309	37
207	15,788	342	21,988	42	4,049	1,077	68,548	1,077	71,446	622	49,673	38
501	1,334,767	1,182	1,400,185	103	412,904	3,090	1,754,968	2,552	1,606,461	1,793	7,378,664	39
8,014	7,816,004	21,351	19,439,876	2,426	4,599,819	50,529	54,038,842	40,565	35,043,093	67,480	146,569,400	40
760	457,628	5,153	2,845,045	414	437,296	6,584	3,534,609	9,367	5,260,828	3,998	2,792,144	41
63	21,763	1,030	355,856	23	15,723	6,568	1,966,126	3,754	1,578,403	2,405	1,306,777	42
1,258	527,528									1,085	596,700	43
312	122,515	2,603	1,068,316	323	154,486	2,164	969,275	1,760	757,024	3,554	1,777,272	44
118	31,370	550	181,377	7	1,877	4,161	1,123,678	3,665	1,087,591	14,562	4,752,160	45
140	54,494	294	84,470	21	13,818	336	98,379	324	63,599	1,028	521,386	46
745	3,042,032	3,373	4,055,453	499	1,325,414	12,723	22,602,528	8,150	14,559,778	15,178	74,354,382	47
195	123,560	1,915	1,516,889	112	118,824	1,014	557,854	1,661	1,113,972	1,519	1,353,602	48
2,709	2,001,932	2,131	4,928,020	627	1,926,149	541	1,315,169	2,217	4,384,843	3,448	5,668,813	49
625	1,200,105	1,830	3,973,463	232	547,037	8,635	20,148,552	3,091	4,966,486	15,424	50,628,397	50
313	26,275	572	55,321	43	4,494	2,111	215,640	2,164	214,669	1,107	90,190	51
784	206,752	1,900	375,666	120	57,706	5,697	1,446,522	4,412	1,055,900	4,162	2,697,577	52
999	170,745	105	13,638	80	12,696	5,918	1,580,719	6,730	2,351,058	4,044	1,194,655	53
229	36,757	26	4,946	21	4,893	1,415	321,871	2,093	519,395	603	145,926	54
6	739	8	846			305	43,908	355	63,442	107	25,492	55
93	16,080									5	4,898	56
25	3,818	11	1,605	35	2,146	176	27,453	204	45,288	163	34,875	57
5	1,189					231	34,710	628	121,571	837	180,307	58
5	405					24	2,429	26	2,943	23	4,445	59
19	2,330	16	1,898	9	1,417	1,457	215,072	1,058	175,369	470	87,411	60
30	3,763	5	439	3	330	168	24,726	248	53,007	169	39,713	61
301	42,049	22	2,777	14	3,244	66	13,930	354	101,397	720	243,876	62
12	6,894	3	100	4	176	509	70,205	237	41,370	209	34,690	63
81	5,907	3	90	1	80	343	23,638	322	22,711	161	10,568	64
193	50,314	11	936	3	410	1,222	802,787	1,210	1,204,565	571	382,454	65
10,819	2,365,174	24,175	5,233,037	2,922	1,113,751	63,437	13,875,131	48,911	12,234,622	92,923	15,292,706	66
937	259,499	5,381	1,381,429	435	149,906	7,063	1,845,079	9,737	2,776,876	4,385	1,052,858	67
136	25,992	1,307	343,365	29	7,771	7,757	2,194,661	4,468	1,218,297	3,048	596,728	68
1,956	399,613									1,798	315,732	69
508	111,986	3,434	845,061	499	141,134	3,145	807,025	2,507	571,308	5,916	994,232	70
371	50,845	912	187,566	13	2,370	8,032	1,337,843	5,580	1,145,528	30,734	4,052,019	71
331	69,767	645	109,777	37	9,828	1,132	198,536	863	163,779	4,330	623,315	72
706	173,109	3,310	660,035	494	175,544	13,587	2,999,871	8,105	2,253,359	14,327	2,903,573	73
209	68,753	1,932	485,653	125	36,979	1,175	233,463	1,793	472,752	1,763	397,258	74
3,053	684,607	1,813	493,450	743	467,458	833	149,278	2,328	813,800	3,979	1,034,732	75
595	122,396	1,755	327,572	222	55,340	8,446	1,809,155	3,052	669,294	13,776	1,946,776	76
704	156,457	922	232,668	132	26,495	3,631	816,836	3,447	839,217	2,233	493,986	77
1,306	243,147	2,727	467,263	204	46,896	8,936	1,633,360	7,026	1,302,412	6,634	971,499	78
938	407,098	371	115,783	126	117,594	1,902	537,450	1,660	518,753	2,114	1,400,432	79
37	7,397	64	14,615	13	4,424	343	64,487	334	67,126	201	47,348	80
4	534	19	5,445			211	33,323	130	20,332	46	9,851	81
28	4,965									12	4,177	82
14	2,365	46	9,318	10	2,130	53	10,273	77	13,613	73	13,655	83
6	2,345	11	1,236			184	36,558	114	19,799	548	179,323	84
6	2,130	1	180			15	3,697	7	1,050	44	12,493	85
22	4,071	51	7,446	13	2,285	383	85,264	206	65,199	195	65,340	86
6	1,201	34	4,573	6	1,290	39	10,144	61	10,644	61	14,470	87
83	30,750	39	12,132	50	11,388	12	1,961	90	19,333	182	52,843	88
16	4,205	22	5,667	5	985	202	48,540	67	15,589	267	73,544	89
15	2,773	13	2,010	4	305	92	15,937	118	18,016	96	15,671	90
88	341,412	61	53,173	11	94,717	367	227,147	316	268,083	329	901,697	91

STATE TABLE IV.—SPECIFIED LIVESTOCK, 1930, AND LIVESTOCK

[This table is presented in two sections, the second

	Type of farm, by class of animals (See definitions in Introduction)	United States		Geographic Divisions							
				New England		Middle Atlantic		East North Central		West North Central	
		Farms reporting	Animals	Farms reporting	Animals	Farms reporting	Animals	Farms reporting	Animals	Farms reporting	Animals
		Number	Number	Number	Number	Number	Number	Number	Number	Number	Number
	All types										
1	Horses and mules, excluding colts	5,024,234	17,611,905	82,702	180,893	266,673	711,255	814,457	2,773,062	990,365	5,316,823
2	Cows and heifers kept mainly for milk	4,452,936	20,498,955	92,506	680,621	277,660	2,039,150	824,819	4,902,359	920,674	5,690,764
3	beef	416,042	7,836,994	2,630	11,659	6,066	30,183	41,777	266,528	175,110	2,200,354
4	Other cattle, including calves	3,863,975	35,559,877	78,683	578,454	243,915	1,836,707	743,122	5,457,605	920,226	11,985,784
5	Sows and gilts	1,685,946	7,673,741	5,064	23,200	37,938	77,096	396,947	1,626,740	645,567	4,655,104
6	Other hogs, excl pigs under 3 mos old	2,673,260	25,119,887	23,085	130,203	103,098	596,029	388,525	5,220,674	563,305	11,199,173
	General farms										
7	Horses and mules, excluding colts	938,216	3,291,174	13,064	26,159	68,729	189,012	249,761	796,817	248,611	1,179,194
8	Cows and heifers kept mainly for milk	926,154	4,217,499	14,610	64,362	71,482	309,206	255,808	1,149,129	241,304	1,458,917
9	beef	77,542	555,119	533	2,097	1,926	7,848	11,077	49,692	32,365	223,056
10	Other cattle, including calves	855,118	5,787,331	12,731	71,800	63,527	339,706	232,316	1,291,129	239,372	2,154,052
11	Sows and gilts	429,319	1,498,947	937	2,309	15,584	26,181	134,371	386,706	164,000	841,250
12	Other hogs, excl. pigs under 3 mos old	534,250	4,567,909	4,193	12,911	35,510	191,968	129,808	1,269,611	139,684	1,741,038
	Cash-grain farms										
13	Horses and mules, excluding colts	398,629	2,510,053	15	41	2,580	9,680	76,094	400,541	222,273	1,446,947
14	Cows and heifers kept mainly for milk	351,114	1,723,051	14	42	2,146	10,025	70,690	281,471	196,115	1,078,419
15	beef	55,813	545,994	2	15	62	328	5,331	29,755	33,804	303,250
16	Other cattle, including calves	342,098	3,238,872	10	114	1,856	9,999	63,826	374,108	196,123	2,057,869
17	Sows and gilts	210,988	1,077,494	1	1	622	1,179	47,010	202,459	133,961	786,923
18	Other hogs, excl pigs under 3 mos old	196,126	2,383,506	6	18	1,443	9,094	39,149	588,164	112,073	1,420,085
	Cotton farms										
19	Horses and mules, excluding colts	1,322,781	3,475,068	------	------	------	------	50	191	9,160	31,768
20	Cows and heifers kept mainly for milk	970,221	1,974,114	------	------	------	------	27	39	5,885	9,958
21	beef	36,708	284,726	------	------	------	------	------	------	105	437
22	Other cattle, including calves	752,057	2,334,362	------	------	------	------	10	15	3,332	8,464
23	Sows and gilts	227,556	379,139	------	------	------	------	14	54	2,709	5,768
24	Other hogs, excl pigs under 3 mos old	748,357	2,633,938	------	------	------	------	32	146	4,363	25,009
	Crop-specialty farms										
25	Horses and mules, excluding colts	346,389	1,009,199	8,856	25,650	12,796	39,237	29,788	87,221	13,035	66,748
26	Cows and heifers kept mainly for milk	256,012	716,866	8,225	25,825	10,820	43,929	26,396	120,123	10,605	51,317
27	beef	14,248	119,040	277	985	276	898	951	4,425	1,057	10,521
28	Other cattle, including calves	187,384	927,033	6,708	27,983	8,882	47,684	22,947	131,343	9,667	81,793
29	Sows and gilts	87,999	196,921	877	1,752	1,412	2,648	7,794	16,653	4,789	21,241
30	Other hogs, excl pigs under 3 mos old	187,902	976,687	4,158	12,306	4,460	23,863	10,575	64,440	4,746	45,070
	Fruit farms										
31	Horses and mules, excluding colts	77,271	180,712	1,239	2,184	8,429	19,628	9,595	22,292	2,969	7,444
32	Cows and heifers kept mainly for milk	56,841	140,645	1,195	3,604	6,942	20,764	7,971	20,498	2,549	7,051
33	beef	2,594	22,712	48	156	135	420	232	1,192	122	637
34	Other cattle, including calves	38,647	178,112	833	3,704	5,119	19,512	5,890	22,692	1,883	7,621
35	Sows and gilts	8,533	21,300	57	137	798	1,287	1,404	2,988	569	1,694
36	Other hogs, excl pigs under 3 mos old	19,065	128,671	247	737	2,086	9,897	2,307	14,414	799	6,387
	Truck farms										
37	Horses and mules, excluding colts	62,149	150,239	1,859	3,022	9,864	23,069	10,787	24,593	3,189	7,752
38	Cows and heifers kept mainly for milk	38,770	90,480	1,488	3,926	6,703	17,016	7,059	16,585	1,893	4,520
39	beef	1,701	13,199	45	114	152	462	141	609	64	256
40	Other cattle, including calves	25,668	99,755	924	3,397	4,224	13,461	4,217	14,285	1,163	4,380
41	Sows and gilts	7,046	19,314	80	1,413	555	1,256	1,358	3,353	429	1,439
42	Other hogs, excl pigs under 3 mos old	18,935	108,178	433	4,819	2,174	10,660	2,098	13,276	576	4,135
	Dairy farms										
43	Horses and mules, excluding colts	539,167	1,806,790	32,982	80,006	104,172	304,029	217,702	711,266	97,953	406,689
44	Cows and heifers kept mainly for milk	593,947	7,134,304	38,876	499,034	116,064	1,452,402	232,294	2,481,471	104,112	1,122,922
45	beef	12,006	79,497	568	2,940	1,686	8,915	3,314	16,251	2,752	18,533
46	Other cattle, including calves	573,097	6,376,434	36,630	378,972	112,101	1,196,438	224,319	2,173,392	101,863	1,120,707
47	Sows and gilts	182,578	653,071	1,955	4,592	12,664	22,001	88,942	294,201	56,624	284,388
48	Other hogs excl pigs under 3 mos old	216,220	1,696,126	7,905	32,481	33,955	166,670	88,116	714,480	47,638	520,590
	Animal-specialty farms										
49	Horses and mules, excluding colts	453,020	2,493,806	1,568	3,724	3,527	11,957	101,545	447,301	275,884	1,674,371
50	Cows and heifers kept mainly for milk	407,282	2,382,000	1,583	9,370	3,299	14,421	97,412	490,210	244,403	1,581,337
51	beef	123,854	1,717,835	162	1,375	377	3,575	16,359	142,062	85,749	1,069,743
52	Other cattle including calves	440,773	7,662,042	1,554	17,586	3,300	39,334	97,558	1,099,998	270,651	5,087,198
53	Sows and gilts	355,437	3,338,188	327	5,181	1,251	5,569	84,916	643,995	235,756	2,533,154
54	Other hogs, excl pigs under 3 mos. old	832,316	10,162,313	715	22,971	2,098	37,810	75,775	2,286,791	204,511	6,880,521
	Stock ranches										
55	Horses and mules, excluding colts	63,417	759,549	------	------	24	78	32	127	11,339	139,525
56	Cows and heifers kept mainly for milk	35,319	206,550	------	------	25	82	30	160	7,901	59,416
57	beef	43,277	4,093,831	------	------	10	136	12	226	7,523	469,560
58	Other cattle, including calves	59,381	6,458,710	------	------	28	634	37	2,324	11,187	962,787
59	Sows and gilts	15,381	82,982	------	------	8	9	9	64	6,185	44,823
60	Other hogs, excl pigs under 3 mos old	24,140	337,238	------	------	10	44	11	218	6,116	120,812
	Poultry farms										
61	Horses and mules, excluding colts	98,602	245,212	4,279	6,265	14,497	29,234	25,563	62,730	23,376	73,882
62	Cows and heifers kept mainly for milk	108,310	330,444	5,128	14,273	15,042	46,940	28,010	82,877	25,025	84,396
63	beef	7,209	35,761	199	415	306	792	1,203	4,351	3,429	16,790
64	Other cattle, including calves	86,335	393,276	3,768	13,550	11,456	46,907	22,217	84,961	21,782	119,941
65	Sows and gilts	22,302	61,749	118	386	1,397	2,645	7,202	14,918	9,093	25,465
66	Other hogs, excl pigs under 3 mos old	33,933	205,878	709	2,597	4,740	22,200	7,646	49,858	9,098	78,398
	Self-sufficing farms										
67	Horses and mules, excluding colts	367,158	749,519	6,996	10,759	16,611	30,794	38,549	84,345	37,874	112,598
68	Cows and heifers kept mainly for milk	356,201	692,795	7,781	16,492	17,132	36,063	37,933	80,178	35,295	85,914
69	beef	19,155	64,144	242	510	389	891	1,081	2,519	3,699	13,769
70	Other cattle, including calves	261,570	728,870	5,639	16,417	12,964	37,243	27,036	74,649	28,389	101,133
71	Sows and gilts	68,441	114,353	151	276	1,449	2,000	8,419	13,723	11,711	25,131
72	Other hogs, excl pigs under 3 mos old	199,793	697,146	1,604	3,576	6,952	20,905	13,467	48,485	15,190	78,549
	Abnormal and unclassified farms										
73	Horses and mules, excluding colts	357,435	940,584	11,864	23,083	25,444	54,537	54,982	135,638	44,722	167,905
74	Cows and heifers kept mainly for milk	342,765	890,207	13,605	43,693	27,935	88,282	61,189	179,618	45,596	146,577
75	beef	21,935	305,136	554	3,052	767	5,918	2,076	15,426	4,440	53,822
76	Other cattle, including calves	241,847	1,375,080	9,886	44,931	20,458	83,789	42,749	188,709	34,814	270,839
77	Sows and gilts	70,368	240,273	561	6,150	2,198	12,261	15,508	47,526	17,771	83,828
78	Other hogs, excl pigs under 3 mos old	162,223	1,222,297	3,116	37,787	8,670	102,918	19,541	178,791	18,511	268,580

PRODUCTS, 1929, BY TYPE OF FARM, BY DIVISIONS AND STATES

section beginning on p. 48. See NOTE, bottom of p. 8]

GEOGRAPHIC DIVISIONS—Continued										NEW ENGLAND DIVISION						
SOUTH ATLANTIC		EAST SOUTH CENTRAL		WEST SOUTH CENTRAL		MOUNTAIN		PACIFIC		MAINE		NEW HAMPSHIRE		VERMONT		
Farms reporting	Animals	Farms reporting	Animals	Farms reporting	Animals	Farms reporting	Animals	Farms reporting	Animals	Farms reporting	Animals	Farms reporting	Animals	Farms reporting	Animals	
Number	*Number*	*Number*	*Number*	*Number*	*Number*	*Number*	*Number*	*Number*	*Number*	*Number*	*Number*	*Number*	*Number*	*Number*	*Number*	
822,872	1,589,931	788,460	1,800,799	921,344	3,269,573	197,552	1,361,374	144,809	608,195	27,686	60,691	9,796	19,968	20,053	51,391	1
632,985	1,492,041	710,526	1,052,975	704,154	2,227,374	152,278	789,561	137,334	1,024,120	28,951	124,952	11,018	68,792	21,171	254,520	2
31,749	306,074	27,663	220,833	68,345	2,225,108	48,682	2,059,262	14,000	516,993	1,279	4,954	240	1,395	253	1,782	3
438,153	1,981,988	539,858	2,094,595	623,650	5,790,076	158,856	3,842,668	118,012	1,992,005	24,190	127,142	9,291	65,640	19,727	215,881	4
195,266	384,730	172,227	299,712	160,965	342,292	49,672	167,812	22,250	97,055	1,953	4,286	447	1,278	1,281	2,596	5
527,877	2,841,919	492,839	2,083,056	464,542	2,403,674	73,288	590,016	87,701	555,143	10,417	29,880	2,764	9,835	4,931	17,793	6
109,822	250,491	108,500	286,944	93,374	346,030	30,350	165,169	16,005	51,358	6,228	12,440	1,679	3,334	2,260	5,810	7
101,380	311,068	108,007	324,479	87,732	362,285	27,847	154,201	17,978	83,812	6,686	27,459	1,937	6,031	2,397	14,841	8
7,257	49,184	5,694	31,914	10,527	105,860	6,597	71,996	1,566	13,472	821	1,265	58	337	83	126	9
85,189	435,878	91,359	430,095	85,505	615,859	28,611	316,904	16,508	131,908	5,930	31,879	1,642	9,126	2,257	17,018	10
40,073	84,792	34,534	62,007	25,261	56,047	10,318	29,216	4,241	10,369	460	831	107	272	185	337	11
79,467	460,890	70,359	879,587	54,736	860,837	14,170	98,799	6,303	52,268	2,342	5,565	557	1,418	677	2,031	12
5,706	28,321	4,597	16,689	36,620	195,493	36,299	264,456	14,445	152,885	6	21	----	----	----	----	13
4,770	22,190	3,960	8,588	32,857	155,399	27,786	118,116	12,776	48,801	5	6	----	----	----	----	14
269	1,650	253	1,082	6,495	111,479	7,667	76,636	1,930	21,790	----	----	----	----	----	----	15
4,037	28,062	2,888	14,248	82,692	358,328	28,835	290,560	11,831	105,589	1	3	----	----	----	----	16
1,841	4,098	1,556	3,753	9,681	28,790	12,022	89,423	4,292	15,868	----	----	----	----	----	----	17
3,759	25,658	2,698	24,061	17,018	121,415	14,376	118,140	5,604	74,876	4	7	----	----	----	----	18
310,266	557,976	387,419	822,996	609,102	2,030,680	4,540	22,072	2,235	9,385	----	----	----	----	----	----	19
206,537	316,958	316,965	571,936	436,161	1,061,376	3,276	8,587	1,370	5,262	----	----	----	----	----	----	20
4,823	21,722	7,369	52,040	24,249	208,592	142	1,725	20	210	----	----	----	----	----	----	21
133,126	286,418	243,527	608,397	369,366	1,412,562	1,970	12,549	726	5,957	----	----	----	----	----	----	22
59,502	102,286	72,814	107,478	92,174	162,249	235	718	108	636	----	----	----	----	----	----	23
183,707	635,390	251,785	761,546	307,351	1,204,134	892	3,720	227	3,993	----	----	----	----	----	----	24
155,414	291,814	68,587	190,829	10,872	52,494	35,704	204,173	11,337	51,033	6,339	19,596	216	458	432	1,006	25
87,980	141,761	67,076	157,127	8,443	24,755	28,345	117,423	8,052	34,606	6,016	16,843	161	678	335	1,914	26
3,935	27,338	2,557	11,114	865	9,209	3,747	46,225	583	8,325	220	745	8	30	8	52	27
53,341	143,194	46,184	181,724	7,540	41,388	25,862	217,995	6,253	53,934	5,061	19,433	132	835	294	2,279	28
41,886	80,629	17,494	32,385	3,036	6,691	9,302	30,252	1,409	4,670	806	1,522	8	11	15	28	29
102,651	468,327	39,535	202,397	6,400	40,087	13,031	99,253	2,346	20,944	3,637	10,701	41	196	71	245	30
11,356	26,450	2,353	5,860	8,970	19,463	3,198	8,047	29,162	69,344	372	653	165	307	86	185	31
7,521	18,007	1,074	4,444	6,497	14,692	2,845	7,796	19,346	43,779	373	1,191	136	348	72	255	32
599	7,009	109	798	450	3,715	127	1,025	771	7,770	22	70	----	----	1	1	33
5,179	31,026	1,577	6,439	4,692	18,228	2,036	10,212	11,438	57,778	288	1,419	102	429	50	356	34
2,137	5,432	499	994	976	1,828	468	1,322	1,625	5,618	23	82	6	12	2	5	35
5,432	39,215	1,178	6,751	2,374	12,368	850	4,636	3,707	34,266	115	205	31	74	11	33	36
14,022	32,370	5,851	12,761	7,267	19,524	3,365	10,238	5,965	16,910	271	558	83	145	68	97	37
7,901	16,565	4,602	10,219	5,204	11,634	1,829	4,716	2,091	5,299	252	947	70	223	45	118	38
463	4,117	316	2,950	273	2,656	172	1,207	75	828	12	63	1	4	----	----	39
5,441	21,723	3,370	12,758	3,875	15,505	1,286	6,357	1,168	7,869	211	1,210	51	196	32	64	40
2,791	7,341	711	1,269	621	1,199	310	797	161	1,247	14	27	1	1	3	8	41
6,793	46,905	8,065	9,436	2,218	8,573	928	3,763	650	6,611	78	214	18	48	9	20	42
16,705	54,394	14,101	45,533	14,149	55,314	13,614	62,255	27,809	85,314	5,594	12,267	3,523	8,371	13,360	37,074	43
19,189	274,716	15,989	199,759	16,732	265,472	15,502	182,790	35,189	655,708	6,366	55,625	4,261	46,617	14,204	221,256	44
457	2,875	453	3,846	706	7,994	1,108	9,907	962	8,236	162	810	67	318	111	531	45
17,993	221,972	14,982	181,253	16,070	265,683	15,134	233,090	33,996	595,927	5,989	46,594	3,998	39,407	13,834	178,229	46
4,499	9,223	4,462	8,803	2,920	6,432	3,657	9,557	4,349	13,714	354	681	184	446	950	1,835	47
9,889	62,215	7,996	53,900	6,695	41,355	5,497	33,883	8,529	70,552	1,893	5,520	1,012	3,559	3,343	12,395	48
15,883	49,257	22,034	92,192	14,302	85,387	14,060	108,462	4,217	21,175	563	1,341	202	486	386	1,025	49
13,993	57,651	20,637	82,964	11,528	62,260	10,895	63,433	3,532	20,354	550	2,836	215	1,102	375	3,145	50
3,991	66,914	4,006	54,608	5,699	163,498	6,056	159,563	1,455	36,477	84	645	24	255	18	169	51
15,530	305,483	21,172	293,907	13,925	358,446	13,061	359,884	4,022	100,206	553	5,549	221	2,233	364	4,807	52
7,681	28,887	11,490	37,611	6,209	35,492	5,967	31,592	1,840	15,707	74	373	24	140	42	121	53
12,630	175,712	16,486	282,130	10,170	259,717	7,546	122,402	2,355	94,259	343	1,814	89	702	131	664	54
2,148	7,369	790	4,585	15,251	166,017	26,798	363,485	7,035	78,383	----	----	----	----	----	----	55
1,739	7,441	565	3,041	8,996	42,622	12,209	67,967	3,854	25,801	----	----	----	----	----	----	56
1,106	77,410	536	31,848	11,527	1,518,537	17,941	1,598,240	4,622	397,874	----	----	----	----	----	----	57
2,346	151,729	887	47,075	15,777	2,334,675	22,374	2,184,200	6,745	785,286	----	----	----	----	----	----	58
705	2,690	265	757	2,690	12,298	4,159	15,404	1,360	6,937	----	----	----	----	----	----	59
1,602	19,454	492	6,015	6,482	86,280	7,167	58,758	2,260	45,657	----	----	----	----	----	----	60
9,687	19,566	3,360	6,262	6,918	22,585	2,819	8,847	8,603	15,861	1,260	1,901	523	1,192	245	415	61
9,664	23,496	3,172	7,767	7,401	25,547	3,489	11,084	11,379	34,064	1,362	3,905	890	2,452	278	1,144	62
427	1,688	141	618	932	7,951	264	1,535	308	1,601	89	196	6	22	7	9	63
6,747	25,897	2,431	9,774	6,833	41,880	2,771	15,322	8,330	35,044	1,059	3,886	656	2,412	216	1,148	64
1,995	3,436	592	1,047	974	1,880	332	691	599	1,288	41	74	14	32	5	13	65
5,616	23,121	1,394	6,613	2,820	13,486	631	2,547	1,279	7,058	290	657	137	392	42	124	66
100,260	167,749	110,047	205,155	43,585	108,879	8,436	30,298	4,800	10,942	2,700	4,214	1,186	1,855	1,001	1,718	67
105,530	180,070	113,065	183,196	38,615	87,915	5,193	11,690	5,666	11,255	2,780	5,388	1,265	2,727	1,051	2,811	68
4,926	13,117	3,858	8,443	2,726	13,706	1,744	9,251	488	1,938	127	279	18	49	18	30	69
69,023	173,693	76,110	176,533	32,872	112,950	5,031	21,062	4,506	15,170	1,940	5,397	935	2,856	825	2,772	70
18,359	27,478	18,686	27,659	8,439	16,020	799	1,333	428	743	43	65	25	42	19	30	71
68,731	196,884	66,379	223,433	23,737	115,176	2,545	6,024	1,188	4,126	645	1,137	338	689	209	389	72
71,603	119,184	68,321	111,013	60,934	169,747	18,369	113,872	13,196	45,605	4,353	7,700	1,919	3,820	2,215	4,561	73
66,775	122,120	54,514	99,423	43,985	113,467	13,062	41,648	16,101	55,379	4,561	10,752	2,063	6,614	2,414	9,036	74
3,494	33,050	2,371	21,572	3,896	71,881	3,117	81,952	1,220	18,463	242	881	58	380	57	864	75
40,201	156,006	35,371	132,393	34,494	224,582	11,385	174,513	12,489	97,317	3,158	11,773	1,554	8,146	1,855	9,208	76
13,797	38,488	9,094	15,940	7,906	18,366	2,108	7,447	1,338	20,258	139	681	78	317	60	219	77
47,580	168,153	31,477	127,197	24,541	140,246	4,655	38,001	3,133	140,534	1,170	4,060	541	2,757	438	1,892	78

STATE TABLE IV.—SPECIFIED LIVESTOCK, 1930, AND LIVESTOCK

This table is presented in two sections, the second

	TYPE OF FARM, BY CLASS OF ANIMALS (See definitions in Introduction)	NEW ENGLAND DIVISION—Continued						MIDDLE ATLANTIC DIVISION					
		MASSACHUSETTS		RHODE ISLAND		CONNECTICUT		NEW YORK		NEW JERSEY		PENNSYLVANIA	
		Farms reporting	Animals	Farms reporting	Animals	Farms reporting	Animals	Farms reporting	Animals	Farms reporting	Animals	Farms reporting	Animals
		Number	Number	Number	Number	Number	Number	Number	Number	Number	Number	Number	Number
	All types												
1	Horses and mules, excluding colts	13,068	24,635	1,699	3,170	10,400	21,038	120,733	317,524	15,596	42,010	130,344	351,721
2	Cows and heifers kept mainly for milk	16,473	119,158	2,249	19,171	12,644	94,028	127,103	1,172,546	13,890	105,331	136,667	761,273
3	beef	457	2,089	91	271	310	1,168	2,251	13,223	360	1,313	3,475	15,647
4	Other cattle, including calves	13,050	86,142	1,805	12,191	10,620	71,458	115,837	1,034,370	10,012	68,055	118,066	754,282
5	Sows and gilts	606	12,013	101	418	474	2,614	9,868	18,241	1,551	10,874	26,519	47,981
6	Other hogs, excl pigs under 3 mos. old	2,853	55,389	416	3,093	1,704	14,212	29,907	127,949	4,583	83,537	68,608	384,543
	General farms												
7	Horses and mules, excluding colts	1,584	2,761	204	340	1,109	1,974	22,315	59,218	2,189	5,821	44,225	122,973
8	Cows and heifers kept mainly for milk	1,973	7,747	291	1,011	1,321	5,273	23,574	100,330	1,989	9,329	45,919	199,547
9	beef	67	215	23	66	31	88	525	2,134	59	212	1,342	5,502
10	Other cattle, including calves	1,548	7,109	232	1,116	1,122	5,552	21,276	113,096	1,443	6,878	40,808	219,732
11	Sows and gilts	107	502	12	19	66	348	3,084	4,952	271	881	12,229	20,348
12	Other hogs, excl pigs under 3 mos old	360	2,424	49	145	208	1,328	7,334	30,399	686	5,281	27,490	156,288
	Cash-grain farms												
13	Horses and mules, excluding colts	9	20					260	789	69	226	2,251	8,665
14	Cows and heifers kept mainly for milk	9	36					175	505	54	208	1,917	9,312
15	beef	2	15					2	3	4	26	56	299
16	Other cattle, including calves	9	111					146	693	31	142	1,679	9,164
17	Sows and gilts	1	1					32	57	3	7	587	1,115
18	Other hogs, excl pigs under 3 mos old	2	11					77	406	23	105	1,343	8,583
	Cotton farms												
19	Horses and mules, excluding colts												
20	Cows and heifers kept mainly for milk												
21	beef												
22	Other cattle, including calves												
23	Sows and gilts												
24	Other hogs, excl pigs under 3 mos old												
	Crop-specialty farms												
25	Horses and mules, excluding colts	757	1,667	15	29	1,097	2,894	6,000	17,538	1,072	4,154	5,724	17,545
26	Cows and heifers kept mainly for milk	735	2,514	12	74	966	3,802	5,127	20,979	871	3,250	4,892	19,700
27	beef	22	90			19	68	115	339	15	54	146	505
28	Other cattle, including calves	539	2,406	11	56	671	2,974	4,279	22,786	559	2,152	4,044	22,746
29	Sows and gilts	19	61			29	130	452	762	113	243	847	1,643
30	Other hogs, excl pigs under 3 mos old	221	589	3	4	185	571	1,452	5,826	276	1,637	2,732	16,200
	Fruit farms												
31	Horses and mules, excluding colts	400	663	36	60	180	316	6,080	14,199	832	1,706	1,517	3,723
32	Cows and heifers kept mainly for milk	415	1,213	37	81	163	516	5,355	16,751	398	742	1,189	3,271
33	beef	19	68			6	17	103	326	9	24	23	70
34	Other cattle, including calves	255	1,022	22	73	116	405	4,102	15,651	181	485	836	3,376
35	Sows and gilts	20	70	1	2	5	16	560	876	36	64	202	347
36	Other hogs, excl pigs under 3 mos old	74	370	3	17	12	38	1,283	5,963	212	757	591	3,177
	Truck farms												
37	Horses and mules, excluding colts	944	1,449	100	130	393	643	4,085	9,067	4,194	10,594	1,585	3,408
38	Cows and heifers kept mainly for milk	766	1,771	70	191	285	676	3,025	8,094	2,672	6,612	1,006	2,310
39	beef	20	26	4	6	8	15	59	288	75	149	18	25
40	Other cattle, including calves	412	1,228	33	96	185	603	2,167	7,130	1,437	4,305	620	1,966
41	Sows and gilts	45	1,327	4	20	13	30	226	399	233	632	96	224
42	Other hogs, excl pigs under 3 mos old	240	4,082	28	170	60	285	787	3,447	1,058	5,532	329	1,681
	Dairy farms												
43	Horses and mules, excluding colts	5,409	11,154	791	1,614	4,285	9,526	60,211	171,708	3,724	12,185	40,237	120,136
44	Cows and heifers kept mainly for milk	7,496	89,610	1,143	15,727	5,406	70,199	66,750	946,042	4,650	75,439	44,664	430,921
45	beef	141	773	22	120	65	358	876	5,132	73	465	737	3,318
46	Other cattle, including calves	6,688	57,478	999	8,737	5,122	48,527	65,339	788,380	4,347	46,116	42,415	361,942
47	Sows and gilts	252	1,105	47	166	168	359	4,249	7,457	510	1,191	7,905	13,413
48	Other hogs, excl pigs under 3 mos old	894	7,814	198	1,065	565	2,128	14,112	51,703	1,321	8,082	18,522	106,885
	Animal-specialty farms												
49	Horses and mules, excluding colts	228	467	25	46	164	359	769	2,321	72	188	2,686	9,448
50	Cows and heifers kept mainly for milk	248	1,430	27	130	168	727	697	3,458	70	287	2,532	10,676
51	beef	16	135	3	4	17	167	67	1,625	6	54	304	1,896
52	Other cattle, including calves	215	3,107	33	295	168	1,595	708	8,266	61	465	2,536	30,603
53	Sows and gilts	130	4,754	6	91	51	702	196	1,090	47	728	1,098	3,751
54	Other hogs, excl pigs under 3 mos old	170	16,600	15	623	67	2,568	308	8,793	59	4,069	1,731	24,948
	Stock ranches												
55	Horses and mules, excluding colts											24	78
56	Cows and heifers kept mainly for milk											25	82
57	beef											10	136
58	Other cattle, including calves											28	634
59	Sows and gilts											8	9
60	Other hogs, excl pigs under 3 mos old											10	44
	Poultry farms												
61	Horses and mules, excluding colts	942	1,341	171	226	838	1,190	5,351	10,616	1,636	2,925	7,510	15,693
62	Cows and heifers kept mainly for milk	1,236	3,273	227	440	1,135	3,059	5,969	20,189	1,577	4,194	7,496	22,561
63	beef	33	59	21	41	43	88	108	312	55	120	133	360
64	Other cattle, including calves	809	2,623	169	441	859	3,037	4,887	22,286	986	3,255	5,583	21,366
65	Sows and gilts	29	157	5	12	24	101	270	485	114	314	1,013	1,846
66	Other hogs, excl pigs under 3 mos. old	135	865	17	68	88	491	945	3,496	347	1,800	3,448	16,904
	Self-sufficing farms												
67	Horses and mules, excluding colts	1,014	1,476	159	201	936	1,295	4,844	8,879	580	974	11,187	20,941
68	Cows and heifers kept mainly for milk	1,236	2,621	189	326	1,240	2,619	4,924	11,284	529	987	11,679	23,812
69	beef	39	71	6	7	34	74	74	162	23	42	292	687
70	Other cattle, including calves	874	2,508	125	357	940	2,527	3,918	12,743	307	695	8,739	23,805
71	Sows and gilts	33	74	5	10	27	55	193	292	34	55	1,222	1,653
72	Other hogs, excl pigs under 3 mos old	196	526	38	157	178	678	1,124	2,666	165	523	5,663	17,716
	Abnormal and unclassified farms												
73	Horses and mules, excluding colts	1,781	3,637	198	524	1,398	2,841	10,818	23,189	1,228	3,237	13,398	28,111
74	Cows and heifers kept mainly for milk	2,354	8,943	253	1,191	1,960	7,157	11,507	44,918	1,080	4,283	15,348	39,081
75	beef	98	637	12	27	87	263	322	2,902	31	167	414	2,849
76	Other cattle, including calves	1,701	8,547	181	1,020	1,437	6,238	9,020	43,339	660	3,502	10,778	38,948
77	Sows and gilts	172	3,962	21	98	91	873	606	1,871	190	6,758	1,402	3,632
78	Other hogs, excl pigs under 3 mos. old	561	22,108	65	844	340	6,126	2,485	15,260	436	55,551	6,749	32,117

PRODUCTS, 1929, BY TYPE OF FARM, BY DIVISIONS AND STATES—Continued

section beginning on p. 43. See NOTE, bottom of p 8]

East North Central Division										West North Central Division						
Ohio		Indiana		Illinois		Michigan		Wisconsin		Minnesota		Iowa		Missouri		
Farms reporting	Animals	Farms reporting	Animals	Farms reporting	Animals	Farms reporting	Animals	Farms reporting	Animals	Farms reporting	Animals	Farms reporting	Animals	Farms reporting	Animals	
Number	Number	Number	Number	Number	Number	Number	Number	Number	Number	Number	Number	Number	Number	Number	Number	
176,984	496,557	148,256	492,811	188,718	885,060	138,912	373,180	161,592	525,954	166,135	764,586	194,022	1,035,373	219,293	823,596	1
183,748	818,417	152,118	632,735	183,435	921,107	138,522	715,105	166,996	1,814,905	167,057	1,442,031	184,660	1,218,663	197,822	819,006	2
8,093	39,302	9,463	54,320	16,608	127,122	4,459	22,691	8,154	23,093	6,854	58,645	36,377	342,441	42,829	352,646	3
159,479	915,137	120,880	759,692	107,050	1,293,896	124,570	790,365	162,143	1,698,515	162,849	1,655,505	187,778	2,575,052	188,891	1,610,743	4
87,660	295,746	89,360	365,469	114,229	638,159	35,914	70,614	69,784	261,872	110,019	697,496	164,422	1,743,112	115,554	404,851	5
91,262	1,149,408	82,234	1,369,621	102,020	1,872,492	47,348	303,666	65,661	525,487	80,912	1,019,887	127,706	4,051,768	124,548	1,846,293	6
71,683	200,809	56,438	181,138	51,479	212,660	50,574	140,935	19,587	61,275	50,211	239,236	38,223	179,593	75,247	269,357	7
74,577	309,417	58,421	234,790	51,313	226,513	51,394	238,568	20,103	140,841	50,763	399,611	37,998	244,819	71,252	306,112	8
2,875	10,864	2,609	10,518	3,253	18,219	1,802	7,141	538	2,950	1,807	13,244	4,488	28,942	12,206	70,247	9
67,415	344,149	51,358	248,578	46,908	266,510	47,388	278,807	19,247	153,035	49,934	459,544	37,617	360,843	69,271	432,209	10
41,995	111,199	35,583	106,007	30,576	106,687	17,381	32,235	8,826	31,578	36,896	219,487	31,411	235,286	41,775	100,028	11
40,402	406,613	31,681	355,094	28,681	320,769	20,673	125,777	8,371	62,358	25,839	293,832	23,282	462,121	42,877	390,271	12
11,427	40,260	13,714	62,183	49,215	292,858	1,454	4,317	284	923	14,791	90,260	32,207	190,674	11,654	54,404	13
10,535	38,701	12,476	44,583	46,353	198,264	1,151	4,056	175	867	13,188	88,240	28,809	148,677	9,115	27,462	14
447	2,083	855	4,743	3,973	22,746	50	184	6	19	871	6,498	4,371	30,462	1,169	6,765	15
9,090	44,427	10,524	56,761	43,092	266,700	968	5,222	156	998	12,987	119,966	28,520	264,640	7,592	42,881	16
5,890	20,386	8,044	32,298	32,600	148,573	498	946	73	252	10,866	77,453	25,000	217,910	5,498	19,331	17
5,513	70,724	7,016	109,501	26,077	895,899	478	4,156	65	384	7,150	89,943	17,596	379,309	5,665	69,116	18
----	----	----	----	59	191	----	----	----	----	----	----	----	----	9,107	31,598	19
----	----	----	----	27	39	----	----	----	----	----	----	----	----	5,858	9,886	20
----	----	----	----	----	----	----	----	----	----	----	----	----	----	104	435	21
----	----	----	----	10	15	----	----	----	----	----	----	----	----	3,309	8,393	22
----	----	----	----	14	54	----	----	----	----	----	----	----	----	2,696	5,750	23
----	----	----	----	32	146	----	----	----	----	----	----	----	----	4,340	24,956	24
5,302	13,633	3,137	9,110	1,736	7,253	13,972	39,945	5,641	17,280	4,831	20,425	899	1,932	1,514	5,469	25
4,821	14,764	2,694	8,092	1,448	4,449	12,327	53,915	5,106	88,903	3,991	23,186	318	1,503	1,186	3,039	26
149	520	108	531	146	998	450	1,783	98	593	108	507	39	239	132	809	27
3,738	15,175	1,956	8,128	1,237	6,897	11,145	62,559	4,871	88,284	3,652	26,685	274	2,621	899	4,551	28
1,618	8,622	946	3,016	722	2,148	2,932	4,777	1,556	4,090	1,590	5,110	213	1,827	608	2,047	29
2,286	15,788	1,162	8,275	699	7,867	4,465	22,506	1,953	10,004	1,343	6,909	159	2,434	646	7,520	30
1,919	3,758	727	1,742	1,800	5,736	4,869	10,504	280	552	810	560	253	508	1,768	4,462	31
1,540	5,559	620	1,424	1,503	3,893	4,068	10,760	240	872	299	876	210	496	1,367	4,486	32
59	223	15	44	73	530	83	330	3	15	2	2	13	47	73	435	33
1,061	4,016	429	1,470	1,159	5,039	3,051	11,377	190	790	203	579	130	506	1,216	5,059	34
256	498	148	378	491	1,181	493	889	16	42	16	31	60	259	317	631	35
507	2,153	186	1,887	635	5,661	947	4,596	32	117	25	59	55	569	525	3,249	36
2,781	5,752	2,268	6,043	2,303	5,854	2,569	4,907	866	2,037	768	1,871	602	1,658	1,114	2,521	37
1,937	4,154	1,618	3,822	1,846	3,676	1,596	3,450	562	2,483	510	1,510	379	1,047	643	1,284	38
35	122	43	106	27	89	23	190	13	102	7	16	16	114	28	100	39
1,155	3,760	985	3,113	726	2,184	953	2,792	399	2,436	300	1,311	259	1,231	405	1,231	40
333	728	587	1,396	235	674	140	347	84	306	93	430	124	462	129	320	41
639	3,679	609	4,716	433	2,766	824	1,273	103	842	94	526	130	1,589	228	1,340	42
26,458	73,602	14,954	48,636	20,268	89,770	37,225	105,169	118,797	394,089	62,063	251,466	11,205	51,865	12,594	42,572	43
29,218	249,210	16,928	134,694	21,907	253,029	39,940	310,583	124,301	1,633,955	64,659	697,658	12,200	140,629	13,953	135,499	44
488	3,090	302	1,439	351	2,122	815	3,612	1,358	6,938	910	5,518	461	3,307	423	2,132	45
27,204	200,340	15,482	113,634	20,879	199,361	38,060	300,695	122,694	1,359,362	63,751	659,989	11,879	137,269	13,332	132,731	46
8,971	20,504	7,714	23,277	10,378	49,662	8,161	14,600	53,718	186,258	38,497	172,203	9,055	71,329	5,367	13,020	47
10,458	82,061	8,993	78,395	9,290	117,007	11,580	58,780	49,797	378,237	29,293	258,285	6,721	141,977	6,070	56,141	48
24,936	90,601	31,464	122,747	34,085	189,505	6,391	22,101	4,969	22,347	21,029	126,887	98,277	556,151	54,304	272,863	49
24,273	107,736	31,059	139,637	31,737	167,929	6,103	29,995	4,340	44,913	19,846	181,019	89,914	632,824	48,786	253,553	50
2,967	18,589	4,424	31,376	7,438	75,228	611	5,207	919	10,682	2,812	29,837	25,455	268,915	22,549	241,422	51
33,804	213,107	30,114	264,674	33,113	467,330	5,941	62,769	4,586	93,118	20,714	337,928	97,697	1,706,871	52,211	804,947	52
20,076	119,799	27,567	180,829	30,095	299,016	3,482	11,319	3,694	33,032	19,271	209,265	91,208	1,175,089	41,201	227,016	53
18,787	492,890	34,899	738,541	25,769	936,744	3,611	62,980	2,709	55,636	13,972	344,501	73,638	2,954,908	41,299	1,134,635	54
14	40	2	5	2	12	11	55	3	15	3	11	2	27	----	----	55
13	45	1	1	1	1	12	95	3	18	3	13	1	2	----	----	56
4	18	3	79	2	115	2	7	1	7	----	----	2	36	----	----	57
15	172	3	94	2	434	11	662	6	964	3	24	3	124	----	----	58
2	6	1	1	2	43	2	7	2	7	----	----	1	30	----	----	59
5	40	----	----	2	136	3	41	1	1	1	1	1	100	----	----	60
7,173	15,467	5,532	13,631	7,606	22,409	4,064	8,792	1,138	2,431	1,383	3,733	2,674	8,489	13,426	40,243	61
3,329	34,025	6,427	18,082	7,813	22,039	4,210	13,806	1,231	4,925	1,592	6,390	3,251	11,576	13,731	44,133	62
248	737	239	769	590	2,467	105	395	31	83	35	139	346	1,767	2,163	10,696	63
6,378	33,936	4,944	17,401	6,426	25,659	3,442	13,030	1,027	4,935	1,297	6,715	2,636	16,204	12,313	63,015	64
1,983	4,170	2,087	4,729	2,379	4,711	639	1,079	114	229	343	1,226	1,471	7,213	5,366	11,105	65
2,251	18,172	1,985	15,207	2,400	14,394	847	4,263	153	822	328	2,271	1,233	16,873	5,512	41,328	66
10,339	20,017	8,306	18,655	9,863	26,247	6,500	12,479	3,522	6,947	4,176	9,328	3,596	10,581	21,573	53,950	67
10,714	21,076	8,022	15,143	9,117	17,804	6,335	16,029	3,745	10,126	4,854	13,733	3,981	9,956	19,548	45,005	68
263	547	291	622	290	769	178	460	54	121	90	231	426	1,746	3,396	9,172	69
7,510	19,413	5,072	11,380	6,326	16,513	5,088	17,371	3,043	9,972	4,050	13,909	3,003	11,534	15,922	54,880	70
2,237	3,347	2,276	3,734	2,833	5,205	654	880	367	657	793	1,633	1,749	2,964	7,052	12,143	71
4,206	13,714	3,852	11,522	3,908	16,948	1,670	4,231	833	2,070	1,004	3,633	1,660	11,790	9,951	50,296	72
14,932	33,618	11,695	28,421	10,397	32,585	11,283	23,976	6,805	18,058	6,570	20,809	6,584	25,400	16,992	46,162	73
17,791	45,730	13,853	32,467	10,870	30,471	11,386	33,853	7,390	37,022	7,332	29,759	7,598	27,134	17,185	43,547	74
553	3,529	574	4,068	466	3,789	340	2,482	143	1,833	312	2,653	753	6,816	1,886	10,431	75
12,113	47,642	9,013	34,459	7,173	37,354	8,525	34,783	5,925	34,571	5,955	29,875	5,760	52,669	13,421	61,851	76
4,398	11,887	4,436	11,804	3,884	15,180	1,607	3,536	1,324	5,419	2,240	10,657	4,130	27,743	5,547	13,460	77
6,220	47,674	4,851	46,483	4,096	54,635	3,750	15,083	1,634	15,016	1,863	20,927	3,331	80,158	7,435	67,547	78

STATE TABLE IV.—SPECIFIED LIVESTOCK, 1930, AND LIVESTOCK

[This table is presented in two sections, the second

	TYPE OF FARM, BY CLASS OF ANIMALS (See definitions in Introduction)	West North Central Division—Continued								South Atlantic Division	
		North Dakota		South Dakota		Nebraska		Kansas		Delaware	
		Farms reporting	Animals	Farms reporting	Animals	Farms reporting	Animals	Farms reporting	Animals	Farms reporting	Animals
	All types	Number	Number	Number	Number	Number	Number	Number	Number	Number	Number
1	Horses and mules, excluding colts	71, 863	567, 774	76, 662	559, 627	118, 219	783, 779	144, 171	782, 188	3, 403	26 509
2	Cows and heifers kept mainly for milk	66, 459	479, 224	66 827	487, 651	106, 790	575, 639	131, 059	668, 540	6, 248	30, 201
3	beef	7, 694	100, 052	15, 786	277, 661	29 277	581. 561	36, 293	487, 348	138	576
4	Other cattle, including calves	67, 388	874, 870	70, 236	1, 208, 738	109, 641	1, 992, 887	133, 443	2, 067 884	4, 495	23, 137
5	Sows and gilts	39, 461	166 207	58, 515	574, 306	87, 686	781, 021	69 940	288, 111	1, 249	2, 127
6	Other hogs, excl pigs under 3 mos old	33, 625	219, 045	42, 836	925, 104	73, 416	1, 809 053	80, 272	1, 238, 022	4, 648	18, 648
	General farms										
7	Horses and mules, excluding colts	11, 635	81, 363	16, 288	107, 421	21, 195	122, 076	35, 812	179, 148	2, 790	10, 106
8	Cows and heifers kept mainly for milk	11, 506	92, 038	15, 631	121, 067	20, 401	117, 874	33, 753	177, 396	2, 393	12, 676
9	beef	989	7, 579	1, 991	15, 044	3, 758	34, 221	7, 126	62, 779	47	159
10	Other cattle, including calves	11, 624	147, 652	15, 951	201, 520	20, 724	220, 093	34, 251	332, 191	1, 880	9, 597
11	Sows and gilts	6, 976	29, 840	13 256	101, 630	15, 943	98, 052	18, 244	56, 927	487	724
12	Other hogs, excl. pigs under 3 mos old	5, 454	34, 721	9, 133	132, 133	13, 125	216, 847	19, 974	211, 113	1, 769	7, 404
	Cash-grain farms										
13	Horses and mules, excluding colts	50, 670	414, 724	28, 158	160, 743	40, 142	250, 014	49, 651	286, 128	377	1, 863
14	Cows and heifers kept mainly for milk	46, 296	320, 907	19, 478	123, 738	35, 038	156, 689	44, 191	212, 706	333	2, 696
15	beef	4, 955	49, 028	3, 497	32, 756	6, 273	49 221	12, 668	128, 520	4	68
16	Other cattle, including calves	47, 012	560, 757	19, 992	235, 114	34, 761	298, 889	45 259	536, 122	304	2, 255
17	Sows and gilts	27, 647	105, 264	16, 979	131, 437	27, 373	187 118	20 600	68, 410	74	168
18	Other hogs, excl pigs under 3 mos. old	23, 949	135, 229	11, 634	175, 176	21, 235	332, 060	24, 844	249, 252	216	1, 255
	Cotton farms										
19	Horses and mules, excluding colts							53	175		
20	Cows and heifers kept mainly for milk							27	72		
21	beef							1	2		
22	Other cattle including calves							23	71		
23	Sows and gilts							13	18		
24	Other hogs, excl. pigs under 3 mos old							23	53		
	Crop-specialty farms										
25	Horses and mules, excluding colts	961	6, 294	1, 006	7, 176	2, 867	17, 877	1, 367	7, 575	377	1, 188
26	Cows and heifers kept mainly for milk	838	4, 167	757	4, 655	2, 443	10 824	1, 072	3, 943	207	412
27	beef	57	374	202	1, 786	348	5, 125	171	1, 681	4	7
28	Other cattle, including calves	837	6, 792	768	9, 552	2, 244	24, 061	993	8, 531	143	315
29	Sows and gilts	347	1, 260	473	3, 168	1, 180	6, 096	468	1, 733	64	79
30	Other hogs, excl. pigs under 3 mos old	379	1, 800	369	4, 582	1, 229	14, 562	621	7, 263	231	875
	Fruit farms										
31	Horses and mules, excluding colts			6	22	112	295	520	1, 602	502	1, 517
32	Cows and heifers kept mainly for milk			3	10	83	248	387	947	322	740
33	beef			2	21	11	40	17	82	5	6
34	Other cattle, including calves			3	27	59	229	269	1, 221	181	643
35	Sows and gilts			1	1	31	153	144	619	77	113
36	Other hogs, excl pigs under 3 mos old					33	404	161	2, 106	255	828
	Truck farms										
37	Horses and mules, excluding colts	12	31	47	140	190	479	436	1, 052	781	2, 247
38	Cows and heifers kept mainly for milk	7	17	29	53	99	202	226	407	467	1, 270
39	beef					6	20	5	5	10	22
40	Other cattle, including calves	4	13	23	51	49	183	123	360	296	1, 071
41	Sows and gilts			6	13	33	108	39	106	83	120
42	Other hogs, excl. pigs under 3 mos old	2	5	7	40	35	202	80	533	415	1, 335
	Dairy farms										
43	Horses and mules, excluding colts	2, 028	12, 303	2, 241	13, 733	2, 088	11, 696	5, 734	25, 554	613	2, 734
44	Cows and heifers kept mainly for milk	2, 157	24, 379	2, 359	28, 907	2, 406	27, 429	6, 378	68, 421	648	7, 803
45	beef	60	364	174	1, 257	295	3, 060	429	2, 895	5	10
46	Other cattle, including calves	2, 111	30, 222	2, 350	33, 479	2, 301	36, 930	6, 139	73, 567	618	5, 676
47	Sows and gilts	911	3, 542	1, 423	9, 923	1, 193	7, 440	2, 178	5, 331	121	243
48	Other hogs, excl pigs under 3 mos old	808	5, 117	1, 078	13, 794	1, 103	18, 691	2, 565	26, 585	313	1, 781
	Animal-specialty farms										
49	Horses and mules, excluding colts	3, 421	20, 193	22, 984	169, 908	42, 976	306, 882	32 893	203, 487	36	153
50	Cows and heifers kept mainly for milk	3, 127	25, 869	21, 225	163, 933	38, 521	229, 193	27, 986	149, 946	30	203
51	beef	850	13, 751	5, 081	97, 580	15, 539	247, 230	12, 463	191, 008	3	33
52	Other cattle, including calves	3, 332	66, 912	22, 743	460, 593	42, 236	955, 196	31, 718	754, 751	32	452
53	Sows and gilts	2, 599	22, 238	21, 138	289, 908	37, 732	474, 963	22, 607	134, 675	16	40
54	Other hogs, excl pigs under 3 mos old	2, 052	35, 128	16, 334	524, 414	32, 588	1, 240, 941	24, 628	645, 994	21	442
	Stock ranches										
55	Horses and mules, excluding colts	922	13, 013	5, 644	58, 701	2, 505	45, 262	2, 263	22, 511		
56	Cows and heifers kept mainly for milk	714	5, 238	3, 982	32, 097	1, 632	13, 314	1, 569	8, 752		
57	beef	639	27, 267	3, 251	122, 787	2, 113	226, 007	1, 518	93, 413		
58	Other cattle, including calves	914	53 808	5, 471	238, 528	2, 515	397, 423	2, 281	272, 880		
59	Sows and gilts	436	2, 246	3, 460	26, 561	1, 247	9, 858	1, 041	6, 128		
60	Other hogs, excl. pigs under 3 mos. old	452	4, 271	3, 036	56, 692	1, 373	24, 077	1, 353	35, 671		
	Poultry farms										
61	Horses and mules, excluding colts	88	403	277	1, 041	761	2, 763	4, 767	17, 210	1, 683	3, 737
62	Cows and heifers kept mainly for milk	100	447	360	1, 241	970	3, 051	5, 021	17, 552	1, 158	2, 392
63	beef	4	13	30	145	93	444	758	3, 574	21	51
64	Other cattle, including calves	85	573	285	1, 623	735	4, 439	4, 431	27, 382	662	1, 600
65	Sows and gilts	18	52	134	699	345	1, 648	1, 416	3, 520	223	344
66	Other hogs, excl pigs under 3 mos old	16	97	102	892	315	4, 091	1, 592	12, 446	867	2, 570
	Self-sufficing farms										
67	Horses and mules, excluding colts	618	2, 570	1, 996	16, 298	1, 650	5, 978	4, 265	13, 893	556	1, 208
68	Cows and heifers kept mainly for milk	491	1, 354	723	1, 796	1, 744	4, 482	3, 946	5, 578	346	595
69	beef	33	68	135	453	213	817	406	1, 282	18	39
70	Other cattle, including calves	433	1, 662	620	2, 195	1, 272	5, 319	3, 089	12, 134	193	442
71	Sows and gilts	91	153	224	569	702	2, 427	1, 100	2, 943	47	71
72	Other hogs, excl pigs under 3 mos. old	135	320	211	855	713	4, 768	1, 616	7, 952	203	707
	Abnormal and unclassified farms										
73	Horses and mules, excluding colts	1, 508	7, 880	2, 925	24, 344	3, 733	19, 457	6, 410	23, 853	688	1, 755
74	Cows and heifers kept mainly for milk	1, 223	4, 798	2, 281	10, 154	3, 453	12, 335	6, 503	18, 820	344	1, 414
75	beef	107	1, 606	423	4, 832	628	15, 376	731	12, 106	21	181
76	Other cattle, including calves	1, 038	6, 479	2, 030	21, 056	2, 745	50, 335	4, 867	43, 674	206	1, 066
77	Sows and gilts	436	1, 612	1, 421	10, 397	1, 907	13, 158	2, 030	6, 801	57	225
78	Other hogs, excl pigs under 3 mos old	378	2, 358	922	16, 526	1, 767	42, 410	2, 815	38, 654	298	1, 451

PRODUCTS,[1] 1929, BY TYPE OF FARM, BY DIVISIONS AND STATES—Continued

section beginning on p 43. See NOTE, bottom of p. 8]

SOUTH ATLANTIC DIVISION—Continued

MARYLAND		DISTRICT OF COLUMBIA		VIRGINIA		WEST VIRGINIA		NORTH CAROLINA		SOUTH CAROLINA		GEORGIA		FLORIDA		
Farms reporting	Animals	Farms reporting	Animals	Farms reporting	Animals	Farms reporting	Animals	Farms reporting	Animals	Farms reporting	Animals	Farms reporting	Animals	Farms reporting	Animals	
Number	*Number*	*Number*	*Number*	*Number*	*Number*	*Number*	*Number*	*Number*	*Number*	*Number*	*Number*	*Number*	*Number*	*Number*	*Number*	
35,515	116,825	70	171	128,138	281,678	58,771	118,013	218,026	378,336	123,432	218,614	219,820	389,506	35,697	60,780	1
29,943	164,434	38	451	124,552	334,533	65,782	183,263	150,333	265,808	83,096	135,283	151,294	302,231	21,699	75,837	2
1,004	4,198	2	5	5,566	29,640	6,635	28,605	3,819	13,714	2,458	11,981	7,759	85,921	4,368	131,434	3
24,170	150,147	16	433	79,650	468,773	52,607	344,389	91,817	253,109	51,908	122,907	112,597	394,911	20,893	224,177	4
7,674	14,904	8	178	35,274	62,319	11,083	16,867	41,129	68,988	24,497	40,085	58,618	125,652	15,734	53,615	5
20,744	117,095	21	844	89,370	364,584	42,518	129,135	139,381	450,728	75,632	241,752	131,163	705,872	24,400	813,263	6
10,271	36,453	-	-	30,150	73,248	14,422	31,854	23,005	45,270	8,852	12,997	15,115	28,234	7,217	12,334	7
9,439	46,114	-	-	29,785	95,896	15,002	50,578	21,260	47,266	5,653	11,759	12,873	33,552	4,981	13,227	8
343	1,540	-	-	1,451	6,535	1,743	6,438	759	2,550	345	1,753	1,338	14,590	1,231	15,624	9
8,138	47,646	-	-	23,524	129,043	13,780	86,228	16,344	56,548	4,456	14,631	11,686	59,229	5,351	32,956	10
3,016	5,626	-	-	11,294	19,960	4,001	5,773	7,391	13,531	2,691	5,443	6,767	18,132	4,424	15,583	11
6,710	39,751	-	-	21,879	101,362	10,442	35,656	16,475	67,131	5,020	27,241	10,970	95,201	6,222	87,144	12
1,968	11,431	-	-	1,459	5,192	334	1,357	814	1,948	418	882	229	436	107	212	13
1,780	11,575	-	-	1,308	4,812	309	1,619	670	1,335	234	395	111	218	25	40	14
70	438	-	-	99	597	37	197	29	134	17	80	4	17	9	119	15
1,670	11,929	-	-	1,056	8,836	293	2,434	471	1,605	139	411	75	319	29	273	16
737	1,653	-	-	530	1,100	168	508	158	254	86	195	46	92	42	128	17
1,383	11,480	-	-	908	5,956	247	2,502	513	1,927	230	1,079	106	635	66	819	18
-	-	-	-	3,009	5,287	-	-	62,194	117,215	87,811	158,684	152,903	268,846	4,849	7,944	19
-	-	-	-	1,786	2,572	-	-	40,258	59,672	59,830	86,551	101,626	161,933	3,037	6,228	20
-	-	-	-	44	83	-	-	670	1,468	1,302	3,923	2,478	13,846	329	2,402	21
-	-	-	-	749	1,371	-	-	22,985	43,667	35,420	67,552	71,008	164,719	2,964	9,109	22
-	-	-	-	895	1,428	-	-	9,017	18,358	13,672	20,951	33,401	60,888	2,517	5,611	23
-	-	-	-	1,649	6,252	-	-	38,371	109,937	52,654	145,023	87,121	342,366	3,912	31,812	24
4,854	13,891	-	-	28,950	62,555	1,143	2,334	85,869	147,991	13,131	21,537	17,891	34,985	3,199	7,283	25
3,759	9,460	-	-	22,661	36,091	1,103	2,349	41,509	55,800	6,188	8,158	10,539	24,222	2,014	5,269	26
108	345	-	-	588	1,633	55	177	884	2,176	162	1,277	1,788	17,291	346	4,432	27
2,597	8,005	-	-	10,572	23,783	817	3,744	22,504	40,586	4,306	8,378	10,433	47,650	1,969	10,733	28
713	1,193	-	-	6,446	11,548	130	209	18,263	29,979	4,507	6,963	9,963	24,612	1,800	6,046	29
2,883	11,529	-	-	19,839	74,423	732	2,023	55,260	187,219	8,405	34,166	12,953	128,346	2,348	29,746	30
961	2,210	-	-	2,190	6,162	745	2,039	1,352	2,844	131	275	1,168	4,845	4,307	7,058	31
522	1,121	-	-	1,957	6,171	666	2,051	782	1,328	103	198	871	2,436	2,298	3,962	32
22	45	-	-	140	925	49	173	19	47	4	33	50	588	310	5,192	33
289	980	-	-	1,469	11,027	535	2,867	515	1,427	59	158	643	4,120	1,508	10,704	34
118	208	-	-	619	1,344	176	377	253	408	25	43	367	1,209	502	1,730	35
502	2,003	-	-	1,292	8,401	460	2,675	847	3,405	67	234	732	7,653	1,277	14,016	36
3,452	9,986	42	80	1,903	4,652	177	337	942	1,712	1,054	2,506	1,932	3,874	3,739	6,976	37
1,928	4,882	15	17	1,426	2,792	163	356	535	921	588	1,000	1,263	2,414	1,516	2,913	38
72	218	-	-	46	141	10	18	13	29	35	93	63	367	214	3,232	39
1,256	4,531	2	4	865	2,881	124	429	347	895	403	1,095	965	3,325	1,153	7,492	40
345	545	2	4	351	671	20	28	191	383	286	603	626	1,644	887	3,343	41
1,267	4,725	10	63	1,201	5,399	78	288	517	2,222	620	3,109	1,106	9,548	1,579	20,226	42
5,298	22,538	-	-	3,881	9,730	3,328	5,858	2,137	5,268	836	2,175	2,048	4,978	564	1,094	43
5,547	73,213	-	-	3,287	55,706	2,725	26,743	2,470	31,409	1,017	12,516	2,565	39,270	930	28,056	44
76	424	-	-	87	590	132	747	53	283	17	93	59	430	28	289	45
5,422	55,002	-	-	3,073	46,097	2,584	25,968	2,223	24,904	910	11,593	2,297	32,980	866	19,752	46
1,504	2,776	-	-	967	2,128	557	1,000	457	929	225	464	533	1,267	135	416	47
3,237	23,436	-	-	1,736	11,653	1,337	6,021	1,273	5,789	486	2,421	1,299	8,486	218	2,628	48
516	2,361	-	-	5,879	22,272	4,621	12,541	1,705	4,130	378	948	1,275	3,399	1,471	3,453	49
481	2,303	-	-	5,599	26,654	4,328	16,715	1,616	5,064	299	978	867	3,187	773	2,547	50
49	412	-	-	1,060	10,758	1,350	9,055	302	2,797	103	1,789	535	19,410	589	22,660	51
492	7,450	-	-	5,972	131,471	4,765	82,473	1,638	21,175	316	4,132	1,167	28,573	1,148	29,727	52
262	1,032	-	-	3,044	8,094	1,355	2,311	858	2,999	209	1,054	900	5,261	1,037	8,096	53
374	6,145	-	-	4,580	44,446	3,356	14,329	1,408	14,029	314	5,260	1,159	35,516	1,422	55,545	54
-	-	-	-	353	1,580	1,298	4,177	114	347	18	90	60	208	310	967	55
-	-	-	-	317	1,603	1,178	4,792	112	896	12	72	21	117	90	261	56
-	-	-	-	82	983	550	4,806	47	1,146	15	886	68	5,273	344	64,316	57
-	-	-	-	353	18,943	1,330	41,723	125	6,262	20	1,725	77	5,924	361	76,132	58
-	-	-	-	152	361	297	520	46	117	8	58	38	240	164	1,394	59
-	-	-	-	373	2,138	889	3,530	91	460	16	428	89	1,712	274	11,196	60
1,997	4,486	3	4	2,866	5,837	1,156	2,192	703	1,263	365	453	458	846	556	728	61
1,713	4,533	-	-	3,258	8,455	1,367	3,696	799	1,563	255	493	496	1,158	618	1,206	62
43	118	-	-	115	356	134	409	18	80	12	40	21	178	63	426	63
1,190	3,901	-	-	2,227	9,238	1,116	5,626	567	1,670	187	623	367	1,547	422	1,692	64
312	801	1	3	791	1,241	213	321	138	248	55	82	125	272	137	424	65
1,026	4,683	1	9	1,846	7,423	745	2,183	425	1,588	148	494	293	1,833	265	2,336	66
2,706	4,868	1	1	32,472	84,357	23,617	40,316	21,580	31,406	5,088	6,787	9,506	12,943	4,755	5,863	67
2,114	3,866	1	1	34,407	58,896	26,617	52,790	26,827	36,810	4,137	5,787	9,284	14,170	2,797	5,446	68
93	161	-	-	1,143	2,186	1,830	4,207	665	1,150	197	463	502	2,623	480	2,238	69
1,400	3,353	1	1	19,776	44,968	19,343	62,372	16,283	33,901	2,715	4,795	6,539	15,563	3,773	8,298	70
289	353	-	-	6,721	8,703	3,091	4,102	2,659	3,711	1,174	1,708	2,155	3,761	2,223	5,070	71
1,415	4,343	3	4	21,530	58,264	16,924	40,540	15,182	33,121	3,178	8,606	6,200	23,537	3,747	27,863	72
3,490	8,101	24	86	16,026	30,802	8,935	14,958	12,631	19,422	7,950	11,280	17,238	25,912	4,623	8,868	73
2,660	7,367	22	433	18,761	35,655	12,334	21,565	14,495	22,044	4,780	7,376	10,778	19,554	2,611	6,682	74
128	480	2	5	711	4,623	745	2,383	360	1,834	349	1,551	853	11,290	425	10,504	75
1,707	7,320	13	426	9,984	41,115	7,870	30,525	7,815	20,449	2,947	7,814	7,340	29,962	2,319	17,309	76
376	1,017	5	168	2,464	5,722	1,075	1,718	1,696	2,071	1,559	2,521	3,697	8,274	1,866	5,774	77
1,957	9,100	8	778	12,267	33,867	7,306	19,389	9,034	23,896	4,494	13,691	9,165	51,039	3,060	29,940	78

STATE TABLE IV.—SPECIFIED LIVESTOCK, 1930, AND LIVESTOCK

[This table is presented in two sections, the second

	Type of farm, by class of animals (See definitions in Introduction)	East South Central Division								West South Central Division			
		Kentucky		Tennessee		Alabama		Mississippi		Arkansas		Louisiana	
		Farms reporting	Animals	Farms reporting	Animals	Farms reporting	Animals	Farms reporting	Animals	Farms reporting	Animals	Farms reporting	Animals
	All types	Number	Number	Number	Number	Number	Number	Number	Number	Number	Number	Number	Number
1	Horses and mules, excluding colts	183,159	473,162	180,563	471,623	210,871	392,559	208,867	463,455	203,680	488,297	127,246	309,422
2	Cows and heifers kept mainly for milk	185,406	474,208	177,119	429,440	177,402	332,045	170,599	418,192	142,861	338,701	83,260	223,429
3	beef	7,998	35,914	9,035	36,094	4,260	68,939	6,340	79,886	4,889	33,782	9,875	132,004
4	Other cattle, including calves	129,407	576,098	135,857	609,364	133,635	398,539	140,959	510,594	115,820	440,107	76,087	374,257
5	Sows and gilts	42,194	86,680	45,552	79,654	42,229	69,486	42,252	63,892	32,417	62,295	33,202	65,598
6	Other hogs, excl pigs under 3 mos old	103,503	580,741	119,898	618,621	129,641	467,167	139,797	416,527	103,522	481,998	73,948	411,168
	General farms												
7	Horses and mules, excluding colts	42,035	117,832	41,659	116,660	11,785	22,410	13,021	30,042	21,770	59,521	7,401	18,655
8	Cows and heifers kept mainly for milk	42,478	134,682	42,137	116,847	11,075	27,201	12,317	45,749	21,173	71,758	6,238	21,416
9	beef	1,759	6,459	2,415	8,369	511	5,623	1,009	11,403	1,185	7,611	1,376	12,749
10	Other cattle, including calves	33,867	150,012	36,227	173,794	9,466	39,124	11,799	67,165	19,628	104,253	6,430	39,316
11	Sows and gilts	12,028	22,297	14,558	24,570	3,817	7,637	4,131	7,503	5,341	10,265	2,910	7,903
12	Other hogs, excl pigs under 3 mos old	24,600	134,675	28,743	157,524	8,129	46,809	8,887	40,569	12,987	73,379	5,190	50,918
	Cash-grain farms												
13	Horses and mules, excluding colts	1,850	7,466	2,647	8,937	71	215	29	71	1,262	5,378	3,560	18,238
14	Cows and heifers kept mainly for milk	1,574	3,609	2,317	4,845	47	77	22	57	1,065	3,767	2,646	9,394
15	beef	100	394	151	666	1	1	1	21	100	1,096	895	17,442
16	Other cattle, including calves	1,084	5,549	1,756	8,482	33	103	15	114	950	6,855	2,701	27,999
17	Sows and gilts	606	1,845	932	1,867	14	32	4	9	358	998	1,539	2,674
18	Other hogs, excl pigs under 3 mos old	995	11,166	1,647	12,583	35	158	21	154	699	5,949	2,178	10,682
	Cotton farms												
19	Horses and mules, excluding colts	269	1,100	40,788	121,689	171,984	323,451	168,378	376,756	142,669	337,164	89,774	198,660
20	Cows and heifers kept mainly for milk	202	344	39,398	66,377	142,797	229,196	134,568	276,019	88,857	169,818	56,097	119,094
21	beef	1	2	1,453	3,288	2,499	20,746	3,416	28,004	2,105	10,427	4,727	32,227
22	Other cattle, including calves	97	291	28,829	67,946	105,839	239,314	108,762	300,846	69,276	192,396	50,445	159,320
23	Sows and gilts	186	310	7,430	10,329	22,720	50,910	32,478	45,929	20,938	38,478	22,344	37,906
24	Other hogs, excl pigs under 3 mos old	174	1,014	30,546	98,907	105,631	346,241	115,434	315,384	71,638	297,349	52,949	235,490
	Crop-specialty farms												
25	Horses and mules, excluding colts	49,428	139,751	16,121	44,689	2,318	4,435	720	1,954	627	2,079	5,049	28,221
26	Cows and heifers kept mainly for milk	48,447	119,992	16,353	31,811	1,699	3,462	577	1,802	497	1,560	3,779	10,427
27	beef	1,872	8,036	569	1,820	57	750	59	508	15	64	465	4,850
28	Other cattle including calves	33,018	134,367	11,305	39,452	1 345	4,116	516	3,789	407	2,093	3,581	17,522
29	Sows and gilts	12,392	23,854	3,827	5,914	1,038	2,088	237	529	115	261	1,931	4,030
30	Other hogs, excl. pigs under 3 mos old	26,476	141,338	11,034	47,188	1,592	11,045	433	2,826	329	2,051	3,666	22,651
	Fruit farms												
31	Horses and mules, excluding colts	431	1,247	953	2,762	674	1,294	295	557	2,807	7,321	4,104	5,902
32	Cows and heifers kept mainly for milk	389	893	831	1,857	527	1,075	227	619	2,542	5,878	2,155	4,449
33	beef	12	48	41	186	23	240	33	324	55	250	281	3,311
34	Other cattle, including calves	279	1,075	654	2,806	465	1,445	179	1,113	1,970	6,824	1,501	4,729
35	Sows and gilts	101	211	147	226	187	389	64	168	308	513	446	817
36	Other hogs, excl pigs under 3 mos old	180	1,447	552	2,273	323	2,269	118	762	946	3,538	822	5,463
	Truck farms												
37	Horses and mules, excluding colts	585	1,433	1,215	3,285	792	1,511	3 259	6,532	899	2,117	1,229	2,543
38	Cows and heifers kept mainly for milk	410	963	1,085	2,054	589	1,288	2,518	5,914	689	1,436	699	1,441
39	beef	10	23	31	156	38	580	237	2,191	22	70	48	501
40	Other cattle, including calves	228	655	774	2,925	408	1,622	1,960	7,556	525	1,762	507	1,646
41	Sows and gilts	50	86	163	333	80	144	448	706	104	149	167	397
42	Other hogs, excl pigs under 3 mos old	214	952	655	2,253	337	1,353	1,859	4,878	317	1,010	405	2,311
	Dairy farms												
43	Horses and mules, excluding colts	5,223	16,387	4,918	16,964	1,230	3,623	2,730	8,559	2,149	5 975	1,061	3,270
44	Cows and heifers kept mainly for milk	5,743	50,884	5,614	67,260	1,508	34,306	3,124	47,339	2,489	26,747	1,370	29,578
45	beef	118	581	211	1,099	44	989	80	1,177	54	219	89	1,483
46	Other cattle, including calves	5,120	40,763	5,417	66,710	1,417	28,617	3,028	45,163	2,372	25,281	1,316	25,725
47	Sows and gilts	1,607	3,201	1,841	3,645	288	682	726	1,275	474	886	238	594
48	Other hogs, excl pigs under 3 mos old	2,616	17,614	2,996	24,610	731	4,457	1,653	7,219	1,124	6,165	486	3,367
	Animal-specialty farms												
49	Horses and mules, excluding colts	10,571	44,664	9,805	41,497	851	2,983	747	3,048	1,794	6,905	704	3,445
50	Cows and heifers kept mainly for milk	10,001	39,320	9,360	37,524	707	2,852	569	3,268	1,559	7,112	584	3,067
51	beef	1,517	13,007	1,771	13,980	333	15,308	385	12,313	520	7,703	453	16,120
52	Other cattle, including calves	9,849	119,025	9,747	130,661	813	23,548	763	20,673	1,747	33,099	772	22,351
53	Sows and gilts	5,175	18,677	5,551	16,226	401	1,519	393	1,189	717	3,375	406	3,600
54	Other hogs, excl pigs under 3 mos old	7,363	127,539	7,858	137,046	716	11,119	550	6,426	1,383	29,145	671	28,637
	Stock ranches												
55	Horses and mules, excluding colts	362	1,890	38	154	209	1,279	181	1,242	47	269	283	2,882
56	Cows and heifers kept mainly for milk	336	1,594	33	175	117	749	79	523	33	171	162	1,267
57	beef	98	1,262	16	169	228	18,777	194	11,640	24	1,412	278	30,980
58	Other cattle, including calves	374	10,110	47	1,294	253	21,390	213	14,281	54	3,618	334	37,355
59	Sows and gilts	109	319	24	51	68	171	64	216	19	73	104	676
60	Other hogs, excl pigs under 3 mos old	210	2,772	34	511	138	1,361	110	1,371	31	372	180	3,380
	Poultry farms												
61	Horses and mules, excluding colts	902	2,070	1,222	2,833	515	946	221	413	807	1,783	172	408
62	Cows and heifers kept mainly for milk	992	2,267	1,376	3,336	588	1,526	216	648	858	2,447	173	505
63	beef	31	69	67	196	16	140	27	213	26	104	27	189
64	Other cattle, including calves	694	2,445	1,107	4,436	432	1,867	198	1,026	751	3,174	172	817
65	Sows and gilts	149	249	330	563	72	139	41	96	119	186	54	139
66	Other hogs, excl pigs under 3 mos. old	367	1,440	687	3,503	233	996	107	674	286	1,345	96	865
	Self-sufficing farms												
67	Horses and mules, excluding colts	52,421	97,978	39,476	79,444	9,988	14,413	8,162	13,320	14,340	20,093	5,897	11,584
68	Cows and heifers kept mainly for milk	54,095	85,559	41,521	66,441	9,614	15,292	7,835	15,906	13,493	28,476	4,672	11,048
69	beef	1,766	3,037	1,544	2,934	220	775	328	1,697	408	1,192	592	3,397
70	Other cattle, including calves	33,220	73,205	28,825	70,200	7,467	15,693	6,598	17,435	11,017	32,451	4,272	14,769
71	Sows and gilts	7,219	11,007	7,910	11,269	1,951	2,947	1,606	2,436	2,230	3,769	1,612	3,388
72	Other hogs, excl pigs under 3 mos old	29,950	99,313	25,299	88,475	6,308	20,761	4,822	14,874	8,016	34,495	3,646	22,836
	Abnormal and unclassified farms												
73	Horses and mules, excluding colts	19,082	41 344	15,661	32,709	10,454	15,999	11,124	20,961	14,509	29,692	7,722	15,569
74	Cows and heifers kept mainly for milk	20,739	34,201	17,094	29,913	8,134	15,021	8,547	20,288	9,606	19,531	4,700	11,743
75	beef	714	2,996	766	3,231	320	5,010	571	10,335	356	4,234	644	9,755
76	Other cattle, including calves	11,577	38,601	11,169	40,658	5,607	21,700	6,928	31,433	7,123	28,481	4,056	21,708
77	Sows and gilts	2,572	4,624	2,839	4,661	1,693	2,828	2,090	3,836	1,694	3,342	1,541	3,476
78	Other hogs, excl. pigs under 3 mos. old	10,358	41,471	9,847	43,738	5,469	20,568	5,803	21,390	5,766	27,210	3,650	23,568

PRODUCTS, 1929, BY TYPE OF FARM, BY DIVISIONS AND STATES—Continued

section beginning on p 43 See NOTE, bottom of p 8]

West South Central Division—Con				Mountain Division												
Oklahoma		Texas		Montana		Idaho		Wyoming		Colorado		New Mexico		Arizona		
Farms reporting	Animals	Farms reporting	Animals	Farms reporting	Animals	Farms reporting	Animals	Farms reporting	Animals	Farms reporting	Animals	Farms reporting	Animals	Farms reporting	Animals	
Number	*Number*	*Number*	*Number*	*Number*	*Number*	*Number*	*Number*	*Number*	*Number*	*Number*	*Number*	*Number*	*Number*	*Number*	*Number*	
175,880	758,225	414,538	1,718,629	40,960	379,376	33,960	189,091	14,125	143,696	48,579	314,285	26,573	141,595	10,393	76,820	1
152,843	588,957	325,170	1,076,287	29,106	151,014	31,396	157,580	10,064	58,318	40,025	218,933	13,905	57,391	5,545	32,978	2
14,502	267,063	39,079	1,792,259	14,324	360,212	3,947	91,095	5,021	289,589	9,658	384,272	7,925	446,947	3,278	285,099	3
136,488	1,241,556	295,255	3,734,156	34,588	779,127	29,751	373,495	11,835	476,132	38,790	851,147	16,171	550,989	6,518	377,041	4
40,578	93,043	54,698	121,356	10,599	34,039	11,418	34,694	4,063	17,417	15,703	62,763	3,023	6,809	586	2,598	5
87,363	583,790	199,709	926,718	13,421	98,483	13,047	111,978	5,172	50,158	20,862	235,756	8,833	36,003	1,272	12,690	6
34,295	153,090	29,708	114,764	5,205	38,622	6,347	28,954	2,325	16,440	7,677	45,407	3,015	13,677	759	3,477	7
32,483	149,996	27,838	119,065	4,512	25,664	6,444	35,124	1,096	12,170	7,107	42,217	2,002	10,330	566	2,787	8
3,154	28,406	4,812	57,694	1,634	17,208	728	6,377	672	8,136	1,437	16,429	948	11,379	248	2,700	9
31,265	250,751	28,182	221,539	5,002	65,758	6,310	59,659	2,200	29,304	7,119	82,149	2,325	25,487	668	7,527	10
11,019	24,277	5,991	13,602	1,673	4,668	2,596	7,218	937	3,438	3,165	10,073	605	1,209	78	270	11
19,663	139,838	16,596	96,707	2,069	14,033	2,885	23,372	1,060	8,850	3,934	34,513	1,438	5,856	200	1,322	12
20,603	107,559	11,195	64,273	16,453	131,468	6,854	51,901	1,496	9,536	7,507	50,544	2,471	13,234	161	811	13
18,629	91,959	10,517	50,279	11,843	49,508	5,630	21,732	1,079	4,502	6,320	30,067	1,740	8,178	53	234	14
3,523	88,673	1,968	54,268	4,923	47,784	719	5,031	358	4,595	1,085	12,114	438	5,969	22	159	15
18,657	188,759	10,384	134,710	13,560	157,052	5,220	38,132	1,122	12,524	6,131	57,683	1,802	17,925	63	840	16
4,928	12,142	2,856	7,976	4,729	13,360	2,450	7,516	565	2,397	3,520	14,558	493	1,012	15	19	17
8,475	60,224	5,666	44,560	5,408	30,923	2,830	24,858	644	7,650	3,865	47,538	1,122	5,127	21	101	18
76,525	314,385	300,134	1,180,521	—	—	—	—	—	—	—	—	2,413	11,096	2,127	10,976	19
63,758	182,102	227,449	590,362	—	—	—	—	—	—	—	—	1,785	3,734	1,491	4,853	20
2,903	22,257	14,424	143,681	—	—	—	—	—	—	—	—	58	857	84	868	21
52,931	237,842	196,714	823,094	—	—	—	—	—	—	—	—	922	4,493	1,048	8,056	22
13,243	23,288	35,649	62,577	—	—	—	—	—	—	—	—	141	317	94	401	23
36,226	155,258	146,538	516,047	—	—	—	—	—	—	—	—	680	1,750	212	1,970	24
2,462	11,809	2,734	10,385	3,656	29,142	9,307	46,058	2,568	17,505	12,078	75,274	3,797	17,469	499	2,543	25
1,995	6,773	2,172	5,995	2,562	10,706	8,132	32,756	2,015	8,692	9,943	43,574	2,151	7,505	368	1,200	26
167	1,759	218	2,536	721	9,271	439	3,475	343	4,558	1,214	18,488	652	6,382	48	1,015	27
1,728	12,174	1,824	9,594	2,678	28,034	7,244	43,569	1,875	19,104	8,703	83,101	2,255	17,650	301	4,655	28
579	1,454	411	946	933	3,114	3,218	9,894	622	2,063	3,421	12,810	463	956	30	54	29
1,247	9,438	1,158	5,947	1,260	8,790	3,296	26,159	872	7,077	4,902	45,870	1,254	4,748	88	459	30
539	1,803	1,520	4,437	140	371	816	2,155	2	7	1,143	2,561	312	1,160	162	494	31
449	1,232	1,351	3,133	104	415	834	2,697	4	12	943	2,283	202	493	114	211	32
29	279	85	875	8	16	26	210	1	10	32	303	35	282	15	107	33
380	1,904	841	4,771	76	587	657	3,785	4	25	603	2,656	156	897	70	856	34
114	244	108	254	23	82	169	590	—	—	170	409	28	78	9	38	35
261	1,693	345	1,674	26	188	223	1,618	—	—	280	1,609	83	441	20	146	36
433	1,242	4,706	13,622	110	530	138	331	26	85	1,619	5,326	585	1,287	333	1,316	37
324	673	3,492	8,084	79	308	88	248	16	38	846	2,032	241	411	151	567	38
8	30	195	2,055	13	64	3	7	—	—	55	702	65	284	21	112	39
226	715	2,617	11,382	59	514	64	217	14	59	548	2,858	182	517	112	924	40
46	78	304	575	17	74	15	30	2	11	171	485	40	79	10	32	41
139	604	1,357	4,648	19	138	21	123	5	17	451	2,169	248	517	44	292	42
4,450	19,489	6,489	26,580	1,947	10,960	3,516	13,361	748	4,781	3,051	16,320	531	2,808	523	2,051	43
5,020	59,150	7,844	149,997	2,104	27,504	4,103	38,375	769	10,575	3,392	42,952	608	9,033	721	16,230	44
197	1,409	366	4,883	239	1,858	191	1,219	64	633	285	3,133	62	648	40	584	45
4,833	66,602	7,558	148,075	2,079	36,035	4,010	49,806	781	13,889	3,305	54,835	594	12,102	703	18,546	46
1,207	2,810	1,007	2,142	560	1,685	1,153	2,890	259	736	801	2,306	123	275	55	150	47
2,258	16,636	2,827	15,187	765	5,822	1,432	8,813	326	2,009	1,192	7,630	225	1,267	98	1,302	48
6,857	46,523	4,857	28,494	2,357	22,653	2,174	15,897	1,378	11,967	5,022	41,034	794	4,537	292	2,321	49
5,770	32,949	3,615	19,132	1,542	3,651	1,824	11,365	1,074	6,708	4,170	24,784	413	2,107	157	971	50
2,262	60,101	2,464	79,574	1,389	26,067	818	25,379	587	15,616	1,741	53,213	446	11,460	173	6,743	51
6,575	176,045	4,831	126,041	2,247	56,928	2,109	68,348	1,285	32,714	4,549	128,009	673	16,288	268	9,095	52
3,376	15,350	1,710	13,167	946	5,073	1,030	4,449	664	4,270	2,572	15,304	190	729	75	586	53
4,944	113,450	3,172	83,485	1,138	16,032	1,145	18,647	723	12,453	3,050	62,139	384	3,657	98	3,328	54
835	11,235	14,086	151,631	6,634	105,418	1,171	16,977	3,731	66,508	4,261	49,465	5,169	50,781	3,245	36,793	55
475	3,033	8,321	33,151	3,570	18,910	613	3,964	1,945	11,747	2,437	15,498	1,541	6,850	437	1,541	56
684	96,917	10,531	1,359,228	4,676	250,757	672	46,362	2,652	251,417	3,063	267,035	3,320	390,785	2,003	231,745	57
902	203,853	14,487	2,079,819	6,126	412,871	1,006	92,579	3,431	358,187	4,000	386,244	3,727	427,111	1,788	265,060	58
273	1,508	2,295	10,041	1,317	4,721	266	898	791	8,768	909	3,289	356	1,047	95	317	59
452	9,782	5,819	72,746	1,998	17,963	353	3,519	1,096	10,069	1,458	12,963	1,028	6,028	194	1,533	60
2,066	7,333	3,873	13,041	234	877	489	1,542	140	674	717	2,363	160	541	224	600	61
2,305	7,824	4,065	14,771	220	716	587	2,227	127	452	833	2,435	157	564	328	900	62
202	1,279	677	6,409	25	144	25	127	20	115	50	289	21	135	41	305	63
2,053	12,428	3,357	25,461	202	1,242	507	2,864	117	886	633	3,283	142	907	256	1,471	64
331	660	470	895	19	35	71	135	13	34	89	210	18	46	11	30	65
700	4,024	1,738	7,252	31	140	80	317	28	140	157	804	40	142	23	103	66
12,726	38,530	10,630	26,672	1,190	6,315	913	2,734	463	2,409	1,305	4,617	3,287	9,508	530	2,329	67
10,408	23,735	10,042	24,656	795	1,907	885	1,970	283	784	970	2,226	1,201	2,497	306	637	68
552	2,450	1,174	6,667	234	1,113	101	396	88	344	152	773	930	5,133	161	1,059	69
8,539	30,212	9,044	35,513	792	3,500	752	2,735	284	1,414	789	3,311	1,465	6,244	346	1,769	70
3,029	5,358	1,568	3,507	85	160	110	170	59	126	170	284	254	369	30	56	71
6,633	30,269	5,442	26,576	196	555	212	560	115	406	409	1,233	1,217	2,409	86	223	72
14,067	45,277	24,616	79,209	2,134	33,020	2,235	9,181	1,243	13,784	4,199	21,374	4,039	15,447	1,538	13,109	73
11,218	29,531	16,464	52,662	1,865	6,727	2,256	7,122	751	2,638	3,064	10,865	1,864	5,689	853	2,847	74
731	13,503	2,165	44,389	477	5,930	225	2,512	236	4,165	544	11,793	950	13,633	422	39,702	75
8,390	60,241	14,916	114,152	1,772	15,706	1,872	11,801	722	8,036	2,410	46,988	1,928	21,368	895	58,742	76
2,434	5,374	2,329	5,674	297	1,067	340	904	151	574	715	3,035	312	672	84	645	77
6,365	42,879	8,751	46,689	511	3,890	570	3,907	308	1,985	1,164	19,288	1,114	4,061	188	1,911	78

STATE TABLE IV.—SPECIFIED LIVESTOCK, 1930, AND LIVESTOCK PRODUCTS, 1929, BY TYPE OF FARM, BY DIVISIONS AND STATES—Continued

[This table is presented in two sections, the second section beginning on p 43. See NOTE, bottom of p 8]

	TYPE OF FARM, BY CLASS OF ANIMALS (See definitions in Introduction)	MOUNTAIN DIVISION—Continued				PACIFIC DIVISION					
		UTAH		NEVADA		WASHINGTON		OREGON		CALIFORNIA	
		Farms reporting	Animals	Farms reporting	Animals	Farms reporting	Animals	Farms reporting	Animals	Farms reporting	Animals
		Number	Number	Number	Number	Number	Number	Number	Number	Number	Number
1	All types	20,193	81,754	2,769	34,757	40,690	189,843	36,370	168,710	67 749	249,642
2	Horses and mules, excluding colts	20,174	95,689	1,973	17,658	47,013	243,869	39,224	206,404	51 097	573,847
3	Cows and heifers kept mainly for milk	3,567	97,233	962	104,815	3,625	43,850	4,225	146,233	6,150	326,910
4	beef	18,351	248,726	2,352	186,009	41,050	837,018	35,133	452,483	41,829	1,272,504
5	Other cattle, including calves	3,682	7,110	598	2,382	7,106	19,026	7,992	21,900	7,152	56,129
6	Sows and gilts	8,629	33,547	1,052	11,401	11,414	84,464	12,484	98,654	13,803	372,025
	General farms										
7	Horses and mules, excluding colts	4,672	16,713	350	1,879	5,065	15,531	7,759	24 352	3,181	11,475
8	Cows and heifers kept mainly for milk	4,884	23,923	336	2,731	5,977	25,971	8,692	38,700	3,309	19,141
9	beef	837	8,410	93	1,357	540	3,450	570	5,206	456	4,816
10	Other cattle, including calves	4,644	40,843	343	6,377	5,490	40,732	7,990	55,521	3,028	35,655
11	Sows and gilts	1,159	2,048	105	362	1,161	2,428	2,384	5,175	696	2,766
12	Other hogs, excl. pigs under 3 mos old	2,422	9,676	162	1,677	1,842	10,777	3,238	23,946	1,223	17,545
	Cash-grain farms										
13	Horses and mules, excluding colts	1,330	6,825	27	137	7,581	98,156	4,219	37,753	2,645	16,976
14	Cows and heifers kept mainly for milk	1,103	3,824	18	71	6,779	22,946	3,837	15,940	2,160	9,915
15	beef	121	962	1	22	1,003	5,850	530	6,385	397	6,564
16	Other cattle including calves	922	6,288	15	116	6,297	47,506	3,625	30,292	1,909	27,701
17	Sows and gilts	243	537	7	24	2,370	7,135	1,293	4,190	629	4,543
18	Other hogs, excl pigs under 3 mos. old	480	1,909	6	34	2,955	26,578	1,698	17,587	951	30,711
	Cotton farms										
19	Horses and mules, excluding colts	------	------	------	------	------	------	------	------	2,235	9,385
20	Cows and heifers kept mainly for milk	------	------	------	------	------	------	------	------	1,370	5,202
21	beef	------	------	------	------	------	------	------	------	20	210
22	Other cattle, including calves	------	------	------	------	------	------	------	------	726	5,957
23	Sows and gilts	------	------	------	------	------	------	------	------	108	635
24	Other hogs, excl pigs under 3 mos. old	------	------	------	------	------	------	------	------	227	3,992
	Crop-specialty farms										
25	Horses and mules, excluding colts	3,260	12,091	539	4,091	2,826	11,144	2,252	11,115	6,259	28,774
26	Cows and heifers kept mainly for milk	2,853	11,228	321	1,762	2,335	8,846	1,854	7,407	3,863	18,353
27	beef	239	1,941	91	1,095	147	1,105	213	3,608	223	3,612
28	Other cattle, including calves	2,476	16,687	335	4,295	1,958	11,954	1,626	14,737	2,669	27,243
29	Sows and gilts	526	996	89	365	558	1,501	413	1,157	410	2,012
30	Other hogs, excl pigs under 3 mos. old	1,210	4,524	149	1,636	709	4,832	641	4,488	996	11,624
	Fruit farms										
31	Horses and mules, excluding colts	611	1,259	12	40	4,414	8,485	3,622	7,783	21,126	53,076
32	Cows and heifers kept mainly for milk	636	1,670	8	15	3,991	7,877	3,627	8,522	11,728	27,380
33	beef	14	89	1	8	136	717	140	726	495	6,327
34	Other cattle, including calves	463	1,894	7	22	2,373	7,409	2,543	9,349	6,522	41,020
35	Sows and gilts	68	124	1	1	331	735	395	828	899	4,055
36	Other hogs, excl pigs under 3 mos old	216	536	2	3	706	3,773	750	4,152	2,341	26,341
	Truck farms										
37	Horses and mules, excluding colts	528	1,270	26	93	791	1,488	580	1,160	4,594	14,262
38	Cows and heifers kept mainly for milk	387	1,041	21	73	381	876	372	707	1,338	3,716
39	beef	14	36	1	2	17	30	10	42	48	756
40	Other cattle, including calves	293	1,131	14	107	241	772	226	690	701	6,427
41	Sows and gilts	52	74	3	12	34	51	27	49	100	1,147
42	Other hogs, excl. pigs under 3 mos old	127	357	13	150	87	336	86	349	477	5,926
	Dairy farms										
43	Horses and mules, excluding colts	2,870	9,666	428	2,308	9,200	22,605	5,529	19,284	12,080	43,425
44	Cows and heifers kept mainly for milk	3,318	30,134	487	7,987	12,368	133,410	7,970	94,615	14,851	427,683
45	beef	196	1,205	31	627	381	2,325	239	2,195	342	5,715
46	Other cattle, including calves	3,180	35,621	482	12,256	11,968	128,438	7,703	96,201	14,325	371,198
47	Sows and gilts	530	926	176	589	1,325	2,742	1,643	3,783	1 881	7 189
48	Other hogs, excl. pigs under 3 mos. old	1,195	4,158	264	2,882	2,528	13,305	2,672	17,156	3,329	40,091
	Animal-specialty farms										
49	Horses and mules, excluding colts	1,924	9,153	119	850	1,039	5,165	1,595	8,362	1,583	7,648
50	Cows and heifers kept mainly for milk	1,623	8,021	92	826	879	4,856	1,386	7 399	1,265	8,099
51	beef	837	18,851	65	3,634	434	9,565	518	12,491	503	14,421
52	Other cattle, including calves	1,809	43,179	121	5,323	1,042	24,838	1,558	31,100	1,422	44,268
53	Sows and gilts	449	944	41	237	339	1,600	658	2,817	843	11,290
54	Other hogs, excl pigs under 3 mos. old	947	5,129	61	1,017	493	8,850	819	14,619	1,073	70,790
	Stock ranches										
55	Horses and mules, excluding colts	1,937	16,053	750	21,490	565	6,296	2,398	36,611	4,072	35,506
56	Cows and heifers kept mainly for milk	1,299	6,528	367	2,949	330	1,978	1,399	7,885	2,125	15,938
57	beef	991	63,989	564	96,150	327	13 051	1,425	109,757	2,870	275,066
58	Other cattle, including calves	1,597	90,602	699	151,546	498	32,883	2,163	181,730	4,084	570,673
59	Sows and gilts	279	672	146	692	114	352	465	1,274	781	5,321
60	Other hogs, excl pigs under 3 mos old	747	3,880	293	3,103	166	1,451	807	6,265	1,287	37,941
	Poultry farms										
61	Horses and mules, excluding colts	739	1,917	116	333	3,158	5,630	1,578	3,367	3,867	6,364
62	Cows and heifers kept mainly for milk	1,110	3,244	127	546	5,165	15,568	2,159	6,141	4,055	12,357
63	beef	74	385	8	35	124	523	51	207	133	781
64	Other cattle, including calves	807	4,013	107	656	4,177	16,195	1,944	6,628	2,509	12,221
65	Sows and gilts	98	168	13	33	234	4'4	156	281	209	583
66	Other hogs, excl pigs under 3 mos. old	250	777	22	124	485	2,028	299	1,240	495	3,740
	Self-sufficing farms										
67	Horses and mules, excluding colts	650	1,862	98	524	1,728	3,986	1,868	4,282	1,204	2,674
68	Cows and heifers kept mainly for milk	707	1,686	41	83	2,239	4,379	2,359	4,835	1,068	2,041
69	beef	57	186	21	247	162	631	155	868	171	639
70	Other cattle, including calves	540	1,816	63	293	1,828	5,680	1,811	5,953	867	3,537
71	Sows and gilts	86	131	5	7	141	195	154	219	133	229
72	Other hogs, excl pigs under 3 mos. old	292	596	18	40	395	1,027	439	1,276	354	1,822
	Abnormal and unclassified farms										
73	Horses and mules, excluding colts	1,672	4,945	304	3,012	4,323	11,387	3,970	14,641	4,903	19,577
74	Cows and heifers kept mainly for milk	2,254	5,145	155	615	6,569	17,104	5,567	14,253	3,965	23,962
75	beef	187	1,979	76	2,238	354	3,603	374	4,858	492	10,002
76	Other cattle, including calves	1,620	6,854	166	5,018	5,178	20,611	4,244	20,192	3,067	56,514
77	Sows and gilts	192	490	12	60	471	1,873	404	2,137	463	16,258
78	Other hogs, excl. pigs under 3 mos. old	743	2,205	62	745	1,048	11,507	1,035	7,526	1,050	121,501

STATE TABLE IV.—SPECIFIED LIVESTOCK, 1930, AND LIVESTOCK PRODUCTS, 1929, BY TYPE OF FARM, BY DIVISIONS AND STATES—Continued

[This table is presented in two sections, the first section beginning on p 34 See NOTE, bottom of p 8]

	TYPE OF FARM, BY CLASS OF ANIMALS (See definitions in Introduction)		UNITED STATES	GEOGRAPHIC DIVISIONS						
				NEW ENGLAND	MIDDLE ATLANTIC	EAST NORTH CENTRAL	WEST NORTH CENTRAL	SOUTH ATLANTIC	EAST SOUTH CENTRAL	WEST SOUTH CENTRAL
	SPECIFIED ITEMS, BY TWO TYPES OF FARMS									
1	Steers, 2 years old and over, on	Ranches, number	1,368,886		303	512	202,637	53,255	12,016	507,523
2		All other farms, number	2,383,225	12,014	57,984	812,061	1,173,853	207,913	165,637	216,986
3	Sheep, excluding lambs, on	Ranches, number	23,504,774		2,050	6,608	588,274	121,778	29,638	4,641,309
4		Reporting, number	29,622		19	29	1,996	1,608	365	7,055
5		All other farms, number	18,275,372	151,803	853,074	4,483,280	4,552,226	1,196,307	1,297,743	995,863
6		Reporting, number	520,234	8,624	29,038	169,978	148,280	50,210	49,002	21,712
7	All cows milked on	Dairy farms, number	7,459,843	515,311	1,550,108	2,587,849	1,163,780	285,050	208,755	262,662
8		Reporting, number	604,714	39,822	118,137	235,320	106,088	19,644	16,476	17,168
9		All other farms, number	13,664,878	192,907	612,827	2,502,516	4,807,337	1,220,318	1,420,873	1,850,193
10		Reporting, number	4,010,815	56,198	165,847	609,790	878,764	628,314	704,627	708,169
11	Of beef or dual-purpose breeding on	Dairy farms, number	342,532	9,335	46,265	96,846	97,908	12,472	7,279	14,977
12		Reporting, number	44,583	1,572	7,207	14,348	11,830	1,473	929	1,521
13		All other farms, number	3,029,065	9,212	43,038	369,069	1,765,761	138,886	113,620	284,735
14		Reporting, number	721,037	3,026	13,715	94,239	831,945	59,404	52,971	95,887
15	Milk produced on	Dairy farms, gallons	4,948,734,579	320,853,628	1,047,838,781	1,759,020,476	723,154,696	172,365,480	106,325,482	145,346,281
16		Reporting, number	604,714	39,822	118,137	235,320	106,088	19,644	16,476	17,168
17		Per cow, gallons	663	623	676	680	621	605	509	553
18		All other farms, gallons	6,103,288,778	94,450,339	314,388,279	1,224,747,283	2,196,781,850	472,515,210	540,281,081	703,470,827
19		Reporting, number	4,010,815	56,198	165,847	609,790	878,764	628,314	704,627	708,169
20		Per cow, gallons	447	490	513	489	457	387	380	380
21	Whole milk sold on	Dairy farms, gallons	3,509,196,305	263,443,136	963,807,888	1,299,157,509	204,218,640	141,865,058	76,621,587	99,765,457
22		All other farms, gallons	946,442,462	36,706,302	159,177,664	373,838,308	123,576,077	50,667,790	51,004,961	35,909,336
23	Cream sold as butterfat on	Dairy farms, pounds	343,082,181	8,841,006	5,037,851	109,907,787	144,699,121	2,841,374	5,232,369	8,007,788
24		All other farms, pounds	836,823,693	2,919,562	7,508,494	173,867,584	458,175,586	14,398,141	33,940,394	63,518,374
25	Chickens over 3 months old, Apr. 1, 1930, on	Poultry farms, number	55,525,359	5,111,374	9,835,507	7,924,911	6,763,934	4,469,024	842,285	2,285,935
26		Reporting, number	163,751	9,764	25,923	36,303	31,552	14,614	4,068	9,393
27		All other farms, number	323,352,922	3,770,810	21,661,525	69,758,829	111,497,349	28,953,385	27,774,766	40,968,087
28		Reporting, number	5,208,846	81,140	284,663	844,938	993,939	893,573	882,101	897,878
29	Chicken eggs produced on	Poultry farms, dozens	556,853,976	32,386,650	97,270,987	77,432,364	64,109,055	41,182,487	8,558,431	28,116,572
30		Per chicken on hand, dozens	10.0	10.4	9.9	9.8	9.5	9.2	10.2	10.1
31		All other farms, dozens	2,132,865,182	30,716,238	156,236,103	465,829,084	713,919,032	181,274,635	167,722,628	273,348,209
32		Per chicken on hand, dozens	6.6	8.1	7.2	6.7	6.4	6.3	6.0	6.7

	TYPE OF FARM, BY CLASS OF ANIMALS (See definitions in Introduction)		GEOGRAPHIC DIVISIONS—Continued		NEW ENGLAND DIVISION					
			MOUNTAIN	PACIFIC	MAINE	NEW HAMPSHIRE	VERMONT	MASSACHUSETTS	RHODE ISLAND	CONNECTICUT
	SPECIFIED ITEMS, BY TWO TYPES OF FARMS									
1	Steers, 2 years old and over, on	Ranches, number	368,382	225,678						
2		All other farms, number	159,026	77,751	4,635	2,163	2,057	1,689	175	1,295
3	Sheep, excluding lambs, on	Ranches, number	14,234,550	3,880,567						
4		Reporting, number	14,375	4,175						
5		All other farms, number	3,279,133	1,466,943	76,438	16,128	39,324	9,111	1,849	8,953
6		Reporting, number	25,861	17,529	5,117	882	1,738	431	100	356
7	All cows milked on	Dairy farms, number	196,361	689,467	56,846	48,639	221,850	98,138	16,698	73,140
8		Reporting, number	16,007	36,052	6,596	4,332	14,425	7,782	1,183	5,504
9		All other farms, number	664,975	392,932	74,580	23,025	33,922	32,499	3,837	25,044
10		Reporting, number	151,929	107,177	23,831	6,982	7,162	9,489	1,193	7,541
11	Of beef or dual-purpose breeding on	Dairy farms, number	24,779	32,671	1,655	1,133	1,055	4,261	173	1,058
12		Reporting, number	2,878	2,835	286	213	289	542	50	192
13		All other farms, number	248,793	55,951	4,620	1,344	529	1,869	193	657
14		Reporting, number	55,566	14,284	1,589	422	144	582	70	219
15	Milk produced on	Dairy farms, gallons	136,482,897	537,346,858	34,845,794	29,944,370	124,129,123	67,779,885	12,778,157	51,876,299
16		Reporting, number	16,007	36,052	6,596	4,332	14,425	7,782	1,183	5,504
17		Per cow, gallons	695	779	613	616	560	691	765	702
18		All other farms, gallons	332,990,070	223,663,839	36,265,006	10,735,209	14,946,431	17,640,990	2,111,631	12,761,070
19		Reporting, number	151,929	107,177	23,831	6,982	7,162	9,489	1,193	7,541
20		Per cow, gallons	501	569	486	466	441	543	550	510
21	Whole milk sold on	Dairy farms, gallons	76,184,149	384,132,881	20,676,139	25,322,691	94,686,812	62,104,602	12,188,607	48,464,285
22		All other farms, gallons	59,003,113	56,558,911	7,383,730	4,079,897	5,957,634	11,270,338	1,333,191	6,681,522
23	Cream sold as butterfat on	Dairy farms, pounds	15,593,367	42,921,518	1,748,706	364,194	6,607,529	145,111	9,530	65,936
24		All other farms, pounds	80,817,513	31,678,045	1,420,236	163,256	1,139,187	164,908	66	31,914
25	Chickens over 3 months old, Apr. 1, 1930, on	Poultry farms, number	2,348,717	18,043,672	485,414	508,241	109,616	1,088,419	137,648	782,036
26		Reporting, number	5,721	26,413	2,031	1,558	442	3,255	455	2,023
27		All other farms, number	10,123,886	8,844,285	965,621	406,395	639,587	837,433	167,065	754,689
28		Reporting, number	176,040	164,579	25,311	8,808	18,235	14,823	2,129	11,749
29	Chicken eggs produced on	Poultry farms, dozens	22,973,110	189,834,320	5,361,105	5,314,278	1,169,813	11,353,804	1,269,170	7,918,480
30		Per chicken on hand, dozens	10.2	10.5	11.0	10.5	10.7	10.4	9.2	10.1
31		All other farms, dozens	74,455,484	69,363,769	8,376,472	3,222,341	5,509,938	6,748,520	1,199,536	5,659,421
32		Per chicken on hand, dozens	7.4	7.8	8.7	7.9	8.6	8.1	7.2	7.5

STATE TABLE IV.—SPECIFIED LIVESTOCK, 1930, AND LIVESTOCK

[This table is presented in two sections, the first

	TYPE OF FARM, BY CLASS OF ANIMALS (See definitions in Introduction)		MIDDLE ATLANTIC DIVISION			EAST NORTH CENTRAL DIVISION				
			NEW YORK	NEW JERSEY	PENNSYLVANIA	OHIO	INDIANA	ILLINOIS	MICHIGAN	WISCONSIN
	SPECIFIED ITEMS, BY TWO TYPES OF FARMS									
1	Steers, 2 years old and over, on	Ranches ... number			303	67	42	100	248	55
2		All other farms ... number	9,604	561	47,819	68,058	49,141	114,300	41,033	38,629
3	Sheep, excluding lambs, on	Ranches ... number			2,050	1,649	61	190	3,758	950
4		Reporting ... number			15	13	1	1	12	2
5		All other farms ... number	425,610	5,722	419,742	1,820,191	668,413	566,513	1,017,209	410,954
6		Reporting ... number	13,677	348	15,013	55,756	33,513	30,400	31,010	19,299
7	All cows milked on	Dairy farms ... number	1,006,820	80,740	462,548	262,743	143,028	265,259	328,969	1,586,950
8		Reporting ... number	68,010	4,769	45,358	29,774	17,303	22,263	40,679	125,301
9		All other farms ... number	226,241	31,044	345,542	585,435	518,432	668,623	417,135	282,891
10		Reporting ... number	62,132	9,389	94,326	157,998	138,894	168,598	100,711	43,539
11	Of beef or dual-purpose breeding on	Dairy farms ... number	23,880	2,006	20,379	10,486	6,866	15,851	18,970	44,673
12		Reporting ... number	3,490	293	3,424	1,892	1,302	1,830	3,369	5,955
13		All other farms ... number	13,633	1,276	28,129	68,623	69,636	147,322	48,063	35,425
14		Reporting ... number	4,322	466	8,927	20,272	20,025	36,750	12,378	4,814
15	Milk produced on	Dairy farms ... gallons	674,929,612	64,375,166	308,534,003	172,018,566	89,063,601	185,048,523	221,719,157	1,091,170,539
16		Reporting ... number	68,010	4,769	45,358	29,774	17,303	22,263	40,679	125,301
17		Per cow ... gallons	670	797	667	655	619	698	674	688
18		All other farms ... gallons	125,594,367	17,397,374	171,396,538	282,098,186	243,119,099	321,325,549	228,037,132	150,167,317
19		Reporting ... number	62,132	9,389	94,326	157,998	138,894	168,598	100,711	43,539
20		Per cow ... gallons	532	560	496	482	469	460	547	531
21	Whole milk sold on	Dairy farms ... gallons	625,031,105	62,152,634	276,624,749	142,806,372	65,676,676	159,741,408	144,990,938	785,942,115
22		All other farms ... gallons	57,472,226	11,613,316	90,091,122	84,345,049	77,043,418	78,545,061	76,419,601	57,485,179
23	Cream sold as butter fat on	Dairy farms ... pounds	2,204,248	8,264	2,735,339	4,899,579	5,276,959	4,469,627	17,038,437	78,203,185
24		All other farms ... pounds	3,908,241	15,362	3,584,861	40,783,311	35,978,652	46,141,529	29,675,059	21,269,020
25	Chickens over 3 months old, Apr 1, 1930, on	Poultry farms ... number	3,569,773	2,613,579	3,652,155	2,485,441	1,550,663	1,904,770	1,478,730	505,307
26		Reporting ... number	9,280	4,786	11,857	10,726	7,970	9,722	5,984	1,901
27		All other farms ... number	8,384,089	1,482,077	11,794,359	15,514,509	12,531,973	20,177,132	8,900,984	12,634,226
28		Reporting ... number	123,806	15,843	145,014	189,351	159,076	192,588	145,270	163,653
29	Chicken eggs produced on	Poultry farms ... dozens	35,621,245	25,631,106	36,018,636	25,210,749	15,517,036	16,333,242	15,189,296	5,182,041
30		Per chicken on hand ... dozens	10.0	9.8	9.9	10.1	10.0	8.6	10.3	10.3
31		All other farms ... dozens	62,305,469	10,325,207	83,605,427	110,779,585	88,022,880	120,496,317	62,212,267	84,318,035
32		Per chicken on hand ... dozens	7.4	7.0	7.1	7.1	7.0	6.0	7.0	6.7

	TYPE OF FARM, BY CLASS OF ANIMALS (See definitions in Introduction)		SOUTH ATLANTIC DIVISION—Continued			EAST SOUTH CENTRAL DIVISION				WEST SOUTH CENTRAL DIVISION	
			SOUTH CAROLINA	GEORGIA	FLORIDA	KENTUCKY	TENNESSEE	ALABAMA	MISSISSIPPI	ARKANSAS	LOUISIANA
	SPECIFIED ITEMS, BY TWO TYPES OF FARMS										
1	Steers, 2 years old and over, on	Ranches ... number	278	1,499	16,724	3,862	516	4,046	3,592	1,291	6,768
2		All other farms ... number	4,006	19,040	13,287	60,276	67,032	18,795	19,534	27,156	20,657
3	Sheep, excluding lambs, on	Ranches ... number	605	955	13,074	24,356	1,093	1,750	2,439	898	49,370
4		Reporting ... number	7	15	29	280	24	32	29	10	95
5		All other farms ... number	11,764	34,005	25,675	814,121	352,664	48,824	82,134	50,764	78,851
6		Reporting ... number	824	1,510	338	30,052	15,418	1,416	2,116	3,071	2,477
7	All cows milked on	Dairy farms ... number	13,217	40,605	27,961	54,654	72,639	34,578	45,884	27,189	28,622
8		Reporting ... number	1,052	2,618	952	5,901	5,826	1,541	3,268	2,525	1,393
9		All other farms ... number	117,989	258,599	46,005	433,908	369,424	280,722	336,819	298,898	160,277
10		Reporting ... number	81,542	152,346	21,661	184,159	178,102	178,082	164,284	142,302	80,716
11	Of beef or dual purpose breeding on	Dairy farms ... number	808	1,081	1,920	1,527	2,625	1,615	1,512	1,285	2,415
12		Reporting ... number	75	141	116	290	367	111	181	190	186
13		All other farms ... number	6,918	24,306	10,858	36,089	30,528	19,690	27,304	35,230	32,204
14		Reporting ... number	4,539	11,519	4,533	15,991	14,406	10,468	12,106	15,277	15,270
15	Milk produced on	Dairy farms ... gallons	7,765,233	21,996,182	14,219,707	30,829,316	37,482,436	16,994,534	21,039,196	14,715,010	13,795,536
16		Reporting ... number	1,052	2,618	952	5,901	5,826	1,541	3,268	2,525	1,393
17		Per cow ... gallons	588	541	509	564	516	491	449	542	482
18		All other farms ... gallons	44,760,287	91,643,350	12,064,237	179,794,681	144,327,255	106,554,072	109,605,073	113,853,642	44,494,103
19		Reporting ... number	81,542	152,346	21,661	184,159	178,102	178,082	164,284	142,302	80,716
20		Per cow ... gallons	379	354	262	414	391	380	325	381	278
21	Whole milk sold on	Dairy farms ... gallons	5,966,018	14,552,197	12,854,135	20,910,745	26,951,466	12,879,196	15,880,150	8,102,295	12,221,573
22		All other farms ... gallons	1,706,571	3,405,428	1,774,362	18,001,899	16,656,702	3,880,679	12,465,651	5,242,960	2,514,145
23	Cream sold as butter fat on	Dairy farms ... pounds	74,654	737,401	48,180	2,081,053	1,881,976	440,266	829,074	1,337,174	152,455
24		All other farms ... pounds	407,008	2,305,740	58,915	20,555,178	8,237,723	1,368,126	3,779,367	7,627,760	562,711
25	Chickens over 3 months old, Apr 1, 1930, on	Poultry farms ... number	112,538	267,138	612,811	176,469	297,428	249,661	118,727	217,778	82,762
26		Reporting ... number	392	715	1,739	1,261	1,730	743	334	1,026	273
27		All other farms ... number	2,944,599	5,105,909	1,336,812	8,743,214	8,590,677	5,178,407	5,262,468	5,906,672	4,050,392
28		Reporting ... number	132,489	213,103	38,884	214,166	214,953	220,861	232,121	193,991	128,181
29	Chicken eggs produced on	Poultry farms ... dozens	1,105,539	2,516,884	6,064,096	1,728,673	3,054,376	2,663,777	1,111,605	2,252,101	673,128
30		Per chicken on hand ... dozens	9.8	9.4	9.9	9.8	10.3	10.7	9.4	10.3	8.1
31		All other farms ... dozens	14,801,946	28,016,791	8,360,072	52,231,928	54,265,425	31,900,895	29,324,380	36,877,548	21,788,544
32		Per chicken on hand ... dozens	5.0	5.5	6.3	6.0	6.3	6.2	5.6	6.2	5.4

PRODUCTS, 1929, BY TYPE OF FARM, BY DIVISIONS AND STATES—Continued

, section beginning on p. 34 See Note, bottom of p 8]

West North Central Division							South Atlantic Division						
MINNESOTA	IOWA	MISSOURI	NORTH DAKOTA	SOUTH DAKOTA	NEBRASKA	KANSAS	DELAWARE	MARYLAND	DIST OF COLUMBIA	VIRGINIA	WEST VIRGINIA	NORTH CAROLINA	
-----	4	-----	10,037	29,120	71,261	92,215	-----	-----	-----	10,318	21,571	2,865	1
81,337	819,756	216,594	50,218	83,465	185,922	236,561	509	9,207	3	90,215	56,269	15,377	2
645	-----	-----	93,770	438,435	31,009	24,415	-----	-----	-----	31,133	71,347	4,664	3
4	-----	-----	314	1,282	233	163	-----	-----	-----	336	1,139	82	4
700,706	1,006,288	1,033,655	641,645	499,411	331,172	339,349	3,405	107,110	6	429,208	505,400	79,734	5
28,676	88,034	41,846	12,558	11,424	6,043	9,699	139	4,205	3	17,267	20,224	5,680	6
714,699	149,438	142,109	24,816	29,428	29,671	73,619	8,095	75,850	-----	56,498	28,975	33,759	7
65,401	12,603	14,286	2,190	2,435	2,535	6,638	666	5,652	-----	3,357	2,822	2,525	8
741,068	1,148,476	759,336	452,321	464,106	591,785	650,245	21,962	90,801	464	281,364	168,520	234,614	9
104,916	185,713	203,833	66,427	68,646	112,900	136,329	5,669	25,073	38	125,096	66,805	150,084	10
39,272	21,911	6,561	5,410	8,308	8,356	8,090	252	2,061	-----	2,911	2,239	1,200	11
4,722	2,535	1,118	592	843	910	1,110	32	266	-----	288	413	142	12
166,541	432,742	195,560	170,107	235,862	307,963	256,986	712	5,536	4	38,429	38,101	14,022	13
23,031	76,853	55,627	26,454	36,168	58,745	55,067	289	1,733	2	14,021	14,593	8,175	14
451,170,310	91,730,046	81,749,365	15,466,754	18,019,156	19,600,207	45,418,858	5,113,142	49,285,329	-----	36,432,990	17,595,909	19,956,988	15
65,401	12,603	14,286	2,190	2,435	2,535	6,638	666	5,652	-----	3,357	2,822	2,525	16
631	614	575	623	612	661	617	632	650	-----	645	607	591	17
374,271,178	555,494,191	287,884,671	212,352,657	213,167,588	273,837,606	280,773,964	9,643,586	38,500,380	503,619	109,091,678	66,272,556	100,035,517	18
104,916	185,713	203,833	66,427	68,646	112,900	136,329	5,669	25,073	38	125,096	66,805	150,084	19
505	484	378	469	459	462	432	439	424	1,085	388	393	426	20
80,603,080	80,425,990	43,950,068	4,076,837	5,251,071	10,289,131	29,622,463	4,898,248	46,072,331	-----	29,422,794	12,523,415	15,575,020	21
15,153,978	34,111,612	23,055,288	4,133,001	4,338,965	19,642,483	23,140,750	6,537,019	19,007,781	475,934	9,116,650	4,427,220	4,216,825	22
106,675 404	17,288,438	9,198,272	2,865,920	8,333,505	1,953,021	3,384,561	4,302	187,510	-----	1,024,012	581,139	184,176	23
92,122,314	128,232,881	46,474,397	44,653,550	47,104,980	50,839,273	53,748,691	28,581	624,802	-----	5,674,467	8,479,892	1,819,236	24
536,165	1,012,337	3,260,067	16,617	100,814	333,843	1,504,571	845,286	940,644	980	1,109,971	315,269	264,387	25
2,252	4,345	16,523	120	489	1,398	6,425	1,965	2,911	5	4,144	1,672	1,071	26
16,075,408	20,653,884	21,937,168	4,778,217	8,444,941	12,984,390	17,623,351	705,828	2,836,428	11,549	6,533,332	3,358,720	6,120,208	27
165,223	201,106	219,572	69,275	74,291	119,059	145,413	6,965	36,737	63	151,169	73,759	240,404	28
5,208,940	9,093,557	30,929,939	153,294	888,881	3,152,801	14,681,643	6,196,155	8,885,750	5,000	10,521,104	3,236,463	2,651,496	29
9.7	9 0	9 5	9 2	8 8	9 5	9 8	7 3	9 4	5 1	9.5	10.3	10.0	30
102,095,507	179,242,340	149,420,037	27,735,318	52,163,449	82,402,131	120,860,255	5,004,836	18,823,584	96,649	44,828,102	24,698,135	86,649,620	31
6.4	6.0	6.8	5.8	6.2	6.3	6.9	7 1	6.6	8.4	6.9	7 4	6.0	32

West South Central Division—Contd		Mountain Division								Pacific Division			
OKLAHOMA	TEXAS	MONTANA	IDAHO	WYOMING	COLORADO	NEW MEXICO	ARIZONA	UTAH	NEVADA	WASHINGTON	OREGON	CALIFORNIA	
74,062	425,402	76,918	24,608	57,063	58,657	44,308	50,538	16,217	38,053	7,575	41,022	177,081	1
79,305	89,868	34,828	25,289	9,198	50,777	7,932	11,640	15,307	4,055	15,764	15,739	46,248	2
16,556	4,574,485	3,106,004	1,399,917	2,843,294	1,274,970	1,814,225	964,459	1,903,541	928,140	486,886	1,609,815	1,783,866	3
75	6,875	3,019	822	1,683	1,519	3,029	2,103	1,774	426	360	1 677	2,138	4
121,485	744,763	483,325	677,536	266,707	959,330	244,910	45,509	555,111	46,705	186,089	592,434	687,420	5
3,829	12,835	4,294	7,306	1,883	3,901	2,193	570	5,243	471	3,596	9,149	4,784	6
62,045	144,836	29,117	42,227	10,936	46,380	9,724	16,709	32,267	9,001	147,007	102,170	440,290	7
5,176	8,074	2,175	4,227	811	3,540	638	744	3,373	499	12,723	8,150	15,179	8
524 859	866,159	144,186	125,859	54,337	188,150	62,786	17,904	70,377	11,376	120,566	122,610	149,756	9
153,590	331,561	32,237	28,645	11,094	39,766	15,186	5,340	17,796	1,865	36,296	33,255	37,626	10
5,033	6,244	5,290	3,538	2,346	8,129	876	1,004	2,499	1,097	7,355	4,922	20,394	11
606	539	624	505	234	837	100	31	419	78	1,008	676	1,141	12
99,557	117,744	79,452	23,040	31,733	77,536	16,218	3,904	12,730	4,180	16,859	18,144	20,948	13
24,614	40,726	18,600	5,543	6,444	14,713	4,824	1,299	3,373	770	4,771	4,645	4,868	14
35,966,831	80,868,654	19,836,467	30,459,875	7,270,379	30,479,195	5,865,942	11,976,590	24,164,064	6,380,395	110,303,295	70,832,119	358,221,444	15
5,176	8,074	2,175	4,227	811	3,540	638	744	3,373	499	12,723	8,150	15,179	16
580	568	683	721	665	657	603	717	749	709	750	693	809	17
213,984,122	331,838,960	67,491 451	74,206,898	25,608,830	91,496,582	18,624,979	9,028,019	40,875,274	5,728,037	69,800,737	64,554,637	89,308,565	18
153,590	331,561	32,237	28,645	11,094	39,766	15,186	5,340	17,796	1,865	36,296	33,255	37,626	19
406	383	468	590	471	486	353	504	581	504	579	527	596	20
30,986,430	58,455,159	8,991,940	12,611,398	4,586,056	17,973,632	3,518,310	10,140,789	16,844,601	1,517 423	75,053,867	40,891 610	266,187 404	21
11 459,280	16,692,951	3,553,906	15,837,564	2,314,707	18,108,563	1,257,636	1,843,394	15,575,004	512,339	16,737,093	10,893,772	28,928,046	22
2,982,396	3,535,761	2,622,013	4,870,543	605,984	3,117,251	444,631	605,701	1,821,468	1,505,776	9,668,788	8,729,315	24 523,415	23
30,162,631	25,165,272	11,346,360	12,546,147	4,280,305	14,091,036	2,573,970	700,376	4,227,952	1,151,367	9,926,299	11,227,576	10,524,170	24
627,069	1,358,326	88,804	233,694	41,340	477,736	67,058	225,816	1,016,598	97,671	4,122,389	969,171	12,952,112	25
2,871	5,223	351	752	199	1,584	239	607	1,767	222	3,422	2,996	14,995	26
10,843,533	20,167,490	2,028,253	1,755,634	694,510	3,175,318	894,416	350,427	1,079,125	146,203	2,329,168	1,999,945	4,515,172	27
176,250	399,461	37,557	31,710	12,548	47,417	20,909	7,057	16,397	2,415	44,643	40,494	69,442	28
6,612,673	13,578,670	852,118	2,579,434	448,910	4,887,450	623,936	2,321,715	10,242,697	986,850	51,759,800	11,433,370	126,631,650	29
10.5	10.0	9.9	11 0	10.9	10.2	9.3	10.3	10.1	10.1	12.6	11 8	9.8	30
73,901,060	140,776,067	14,846,490	13,819,943	5,328,339	22,455,906	6,166,698	2,759,371	8,219,818	1,158,920	19,669,718	16,909,089	32,789,962	31
6.8	7 0	7 2	7.9	7.7	7 1	6.9	7 9	7 6	7 9	8.4	8.5	7 2	32

STATE TABLE V.—TYPE OF FARM, BY

[This table is presented in two sections, the second

	Type and size (See definitions in Introduction)	United States	Geographic Divisions									New England Division		
			New England	Middle Atlantic	East North Central	West North Central	South Atlantic	East South Central	West South Central	Mountain	Pacific	Maine	New Hampshire	Vermont
	All types	*Number*	*Number*	*Number*	*Number*	*Number*	*Number*	*Number*	*Number*	*Number*	*Number*	*Number*	*Number*	*Number*
1	Under 3 acres	38,263	1,728	3,378	2,792	4,219	4,012	1,596	4,024	6,155	10,359	194	136	177
2	3 to 9 acres	283,538	8,026	21,649	34,429	29,227	59,786	51,386	31,101	14,067	33,867	1,468	714	1,256
3	10 to 19 acres	515,017	8,991	24,276	37,111	26,033	111,424	154,292	103,209	12,682	36,999	1,658	907	1,187
4	20 to 49 acres	1,359,851	19,685	54,290	127,564	76,527	326,524	363,918	305,639	26,286	59,518	5,016	2,240	2,214
5	50 to 99 acres	1,321,558	29,015	97,375	269,453	151,801	253,154	227,705	232,850	27,127	33,078	10,964	3,479	4,057
6	100 to 174 acres	1,300,368	30,132	95,942	292,945	329,055	152,003	136,448	203,974	34,465	26,404	11,445	3,599	7,299
7	175 to 259 acres	508,240	13,589	31,384	106,917	171,246	52,391	42,339	66,779	13,653	10,942	4,481	1,785	4,491
8	260 to 499 acres	439,839	8,215	13,436	50,599	199,325	32,427	23,976	59,315	37,266	15,280	2,310	1,199	3,163
9	500 to 999 acres	154,747	1,729	1,608	5,154	67,620	9,237	5,808	20,915	31,840	10,946	441	349	581
10	1,000 to 4,999 acres	69,385	369	300	627	20,886	2,700	1,677	11,207	22,363	9,256	85	86	85
11	5,000 to 9,999 acres	5,130	8	9	10	705	90	44	1,534	1,975	755	4	2	1
12	10,000 acres and over	3,946		1	5	310	52	7	1,412	1,855	504			
	General farms													
13	Under 3 acres	2,346	190	285	413	566	146	77	226	219	245	27	2	10
14	3 to 9 acres	20,840	679	1,887	4,192	4,192	2,626	2,527	1,973	1,243	1,391	121	40	62
15	10 to 19 acres	36,933	828	3,471	6,690	4,933	6,651	6,750	3,902	1,720	1,988	149	91	92
16	20 to 49 acres	148,376	2,253	12,734	34,994	19,221	25,473	26,756	17,258	4,960	4,727	727	271	210
17	50 to 99 acres	283,085	4,366	28,632	92,821	47,901	35,577	39,820	25,815	5,107	3,046	2,115	527	497
18	100 to 174 acres	324,387	4,970	24,973	96,361	96,209	31,752	30,383	29,957	5,878	3,904	2,540	554	876
19	175 to 259 acres	121,298	2,331	6,321	29,121	44,380	12,607	9,838	10,958	2,507	1,733	1,208	327	465
20	260 to 499 acres	83,429	1,311	2,314	10,514	38,872	7,618	5,306	9,138	6,246	2,110	578	218	333
21	500 to 999 acres	19,725	291	292	802	8,147	1,856	964	2,070	4,359	944	97	77	70
22	1,000 to 4,999 acres	4,386	55	46	82	1,289	354	168	328	1,748	316	13	15	15
23	5,000 to 9,999 acres	46	3			11	6	2	4	16	4	1	1	
24	10,000 acres and over	15			1	2	3	1	2	5	1			
	Cash-grain farms:													
25	3 to 9 acres	490		2	7	37	72	70	21	260	21			
26	10 to 19 acres	3,525	2	105	465	675	335	775	628	386	154	1		
27	20 to 49 acres	16,771	6	375	3,456	4,576	994	2,006	3,320	1,184	824	2		
28	50 to 99 acres	40,679	7	1,066	13,568	15,532	1,273	1,561	4,497	1,906	1,269	6		
29	100 to 174 acres	116,503	9	1,516	32,426	61,596	1,933	1,295	11,246	4,371	2,111	3		
30	175 to 259 acres	70,414	4	406	20,281	38,308	1,242	662	5,503	2,571	1,437	2		
31	260 to 499 acres	122,230	2	128	12,964	78,519	900	485	12,801	12,677	3,754	1		
32	500 to 999 acres	61,619	1	15	1,149	37,111	180	120	6,383	12,388	4,272			
33	1,000 to 4,999 acres	22,153			68	9,458	52	15	1,984	6,824	3,752			
34	5,000 to 9,999 acres	293			1	48	1		48	83	112			
35	10,000 acres and over	49				9	2		12	14	12			
	Cotton farms													
36	Under 3 acres	35					7	12	15	1				
37	3 to 9 acres	42,247			1	1,009	10,840	17,359	13,718	287	33			
38	10 to 19 acres	221,095			9	1,887	35,524	101,161	81,684	700	130			
39	20 to 49 acres	655,767			40	6,165	154,897	244,624	247,217	1,767	1,057			
40	50 to 99 acres	371,893			17	2,955	99,102	98,416	169,475	1,223	705			
41	100 to 174 acres	228,306			4	1,107	45,191	45,689	134,942	873	500			
42	175 to 259 acres	65,454			3	289	13,022	12,577	39,133	268	162			
43	260 to 499 acres	41,359				127	7,286	7,294	26,129	306	217			
44	500 to 999 acres	9,913			1	42	2,058	1,869	5,699	133	111			
45	1,000 to 4,999 acres	2,846				7	548	565	1,530	58	48			
46	5,000 to 9,999 acres	83					16	16	45	1	5			
47	10,000 acres and over	27						2	19	3	3			
	Crop-specialty farms													
48	Under 3 acres	576	17	87	27	7	166	251	2	4	15	5		
49	3 to 9 acres	20,291	338	948	877	288	9,504	7,016	256	545	519	103	4	44
50	10 to 19 acres	44,155	563	864	1,129	414	25,170	12,922	665	1,189	1,239	122	18	47
51	20 to 49 acres	110,644	1,510	2,742	5,662	1,841	62,777	22,605	3,399	5,828	4,280	487	59	78
52	50 to 99 acres	111,191	3,044	5,788	12,604	3,026	47,913	23,856	3,422	9,102	3,336	2,093	115	139
53	100 to 174 acres	81,258	3,890	5,554	11,237	4,674	27,131	17,421	2,555	10,216	2,620	3,055	141	257
54	175 to 259 acres	28,078	1,611	1,611	3,502	1,967	8,395	5,438	939	3,448	1,167	1,269	69	142
55	260 to 499 acres	21,370	960	671	1,539	2,671	4,683	2,602	865	5,947	1,432	709	50	113
56	500 to 999 acres	6,977	180	73	183	871	1,142	400	330	3,114	684	112	14	28
57	1,000 to 4,999 acres	2,676	24	16	31	305	291	70	224	1,886	335	9	6	3
58	5,000 to 9,999 acres	89	1			7	12		8	49	12	1		
59	10,000 acres and over	34				2	5		4	20	3			
	Fruit farms													
60	Under 3 acres	1,450	19	19	26	25	222	7	95	80	957			2
61	3 to 9 acres	19,157	229	854	674	448	2,794	143	1,840	1,080	11,095	20	9	10
62	10 to 19 acres	28,644	265	1,424	1,356	616	4,331	297	2,208	1,215	16,932	20	16	8
63	20 to 49 acres	44,011	521	3,143	4,005	1,244	6,048	838	3,257	1,574	23,381	72	33	23
64	50 to 99 acres	23,625	596	3,449	3,399	857	3,575	880	2,048	644	8,177	177	76	20
65	100 to 174 acres	13,973	543	2,195	1,984	500	2,566	339	1,226	841	3,979	201	71	25
66	175 to 259 acres	4,908	234	579	654	177	1,179	193	353	113	1,426	87	30	19
67	260 to 499 acres	3,613	176	267	342	81	945	128	229	89	1,356	73	26	16
68	500 to 999 acres	1,339	66	44	77	18	436	42	61	35	560	26	12	7
69	1,000 to 4,999 acres	668	25	15	23	10	210	16	43	17	309	8	2	2
70	5,000 to 9,999 acres	21					8	2	1	1	9			
71	10,000 acres and over	8					3				5			
	Truck farms													
72	Under 3 acres	1,042	74	108	174	57	234	53	87	84	171	6	5	4
73	3 to 9 acres	12,774	593	1,932	2,376	847	2,322	1,330	921	1,070	1,631	29	16	25
74	10 to 19 acres	15,817	625	2,346	2,826	1,021	2,978	1,621	1,349	1,036	2,015	19	19	17
75	20 to 49 acres	25,271	897	4,035	4,814	1,331	5,273	2,149	3,094	1,085	2,593	85	36	27
76	50 to 99 acres	16,064	629	3,342	2,791	602	3,843	1,348	1,880	498	1,131	124	31	23
77	100 to 174 acres	8,737	288	1,635	1,261	292	2,383	771	979	434	694	82	22	7
78	175 to 259 acres	2,537	70	305	276	91	845	276	302	101	271	26	5	2
79	260 to 499 acres	1,638	33	97	149	58	568	141	191	143	258	9	4	1
80	500 to 999 acres	490	6	16	24	16	154	29	65	65	115	2		
81	1,000 to 4,999 acres	179	1	9	12	3	55	9	27	14	49	1		
82	5,000 to 9,999 acres	10					2	1	6		1			
83	10,000 acres and over	2					1		1					

SIZE, 1930, BY DIVISIONS AND STATES

section beginning on p 50. See NOTE, bottom of p. 8]

New England Division—Continued			Middle Atlantic Division			East North Central Division					West North Central Division					
MASSACHUSETTS	RHODE ISLAND	CONNECTICUT	NEW YORK	NEW JERSEY	PENNSYLVANIA	OHIO	INDIANA	ILLINOIS	MICHIGAN	WISCONSIN	MINNESOTA	IOWA	MISSOURI	NORTH DAKOTA	SOUTH DAKOTA	
Number	*Number*	*Number*	*Number*	*Number*	*Number*	*Number*	*Number*	*Number*	*Number*	*Number*	*Number*	*Number*	*Number*	*Number*	*Number*	
858	75	288	978	715	1,685	750	422	773	488	359	437	1,091	965	71	177	1
3,028	328	1,232	7,795	3,083	10,821	10,299	8,417	7,230	4,567	3,916	3,658	7,603	8,949	267	711	2
3,147	382	1,712	9,003	3,146	12,128	11,359	8,871	7,152	5,869	3,860	3,545	5,630	9,891	280	583	3
5,664	694	3,757	20,472	5,143	28,675	31,731	25,891	20,244	30,034	19,664	14,291	11,474	36,124	748	1,394	4
5,843	789	4,383	40,098	5,485	51,792	68,296	49,553	39,886	55,293	56,023	32,110	30 960	56,732	1,254	2,810	5
3,911	554	3,324	46,545	4,723	44,674	61,743	51,556	70,412	46,302	62,932	65,104	82,899	71,494	9,235	17,028	6
1,478	189	1,165	18,646	1,100	11,838	17,225	18,285	37,469	13,116	20,822	32,582	41,997	32,944	5,380	10,476	7
862	112	569	8,906	411	4,119	6,672	8,726	21,279	5,177	8,745	25,501	25,216	21,175	33,043	28,875	8
206	30	122	957	69	582	763	921	2,012	620	838	3,045	1,973	3,641	20,959	18,147	9
70	10	33	149	32	119	91	106	174	148	108	223	130	538	5,344	4,915	10
1			8		1		2	2	6		2	1	11	49	156	11
			1			2			2	1	1		1	18	63	12
104	7	40	92	88	135	84	76	108	67	78	49	198	104	6	27	13
238	36	82	654	212	1,021	1,130	1,095	1,008	441	448	526	1,290	1,017	54	143	14
294	44	158	1,119	288	2,064	2,070	1,806	1,465	756	593	677	1,333	1,515	59	125	15
625	71	849	3,775	646	3,313	10,197	8,372	5,675	7,822	2,928	3,122	3,381	8,958	195	340	16
610	105	512	9,186	841	18,605	30,550	21,482	14,296	20,605	5,888	8,391	8,701	21,548	375	623	17
495	76	329	8,587	666	15,720	27,175	21,487	21,276	19,059	7,364	20,727	17,405	29,289	2,240	4,182	18
178	27	126	2,482	119	3,720	6,373	6,203	8,369	5,146	3,030	10,821	6,532	11,749	1,301	2,796	19
115	13	54	1,059	52	1,203	1,822	2,096	3,270	1,837	1,489	7,995	2,774	5,997	5,504	6,437	20
27	4	16	134	3	155	127	143	217	169	146	806	102	670	2,175	2,039	21
9		3	20	3	23	12	15	18	29	18	30	4	62	250	256	22
1													4		1	23
									1				1			24
					2	4	1	1	1		3	2	20			25
1			15	4	86	185	131	110	32	7	36	135	285	5	17	26
4			45	16	314	1,064	1,101	986	287	48	274	907	1,704	72	188	27
1			138	22	906	3,869	3,240	5,626	689	144	1,212	4,234	2,846	363	769	28
6			163	45	1,308	5,293	5,639	20,711	635	148	4,933	14,665	4,432	5,260	6,012	29
2			59	13	334	1 979	3,270	14,723	247	62	3,722	8,052	2,459	3 365	2,937	30
1			24	6	98	1,008	2,282	9,517	107	50	4,985	5,733	1,714	24,376	10,303	31
1			5	1	9	101	271	765	7	5	866	385	255	17,160	5,172	32
						9	23	35		1	77	19	35	4,246	1,466	33
								1				1		10	3	34
															1	35
																36
								1					1,009			37
								9					1,887			38
								40					6,145			39
								17					2,928			40
								4					1,096			41
								3					285			42
													127			43
								1					42			44
													7			45
																46
																47
12			2		85	7	7		1	12	2		3	1	1	48
105	2	80	183	14	751	286	226	32	84	249	64	85	78	7	18	49
187	3	186	302	49	518	386	281	63	183	216	121	32	128	12	14	50
313	12	561	1,249	216	1,277	1,368	726	226	2,302	1,040	960	81	370	43	50	51
289	3	405	2,799	384	2,605	2,338	1,283	516	6,282	2,186	1,366	102	481	68	97	52
307	9	221	3,063	445	2,026	1,735	975	644	5,541	2,342	1,935	139	489	291	317	53
56	4	71	1,023	101	487	468	295	406	1,524	809	776	76	244	126	164	54
49	1	38	452	31	168	176	130	263	617	353	893	56	150	422	355	55
11	1	14	29	6	38	12	17	23	76	55	180	5	40	110	179	56
3		3	9	3	5	2	6	5	10	8	28		8	20	65	57
															1	58
																59
15		2	13	2	4	4	4	7	6	5	6	6	2			60
167	5	18	552	121	151	199	68	119	219	69	124	101	105		3	61
183	5	33	931	268	225	356	96	165	670	69	143	128	207		1	62
289	23	81	2,116	436	591	860	293	431	2,287	134	151	107	735		1	63
314	20	89	2,552	270	597	720	251	601	1,746	81	52	47	567			64
177	12	57	1,618	163	414	393	163	525	849	54	7	28	362		1	65
68	6	22	419	43	112	116	69	214	231	24	2	6	133		1	66
45	4	12	169	29	69	61	37	133	64	17	4	3	48		1	67
17	1	1	19	10	15	8	8	25	21	15			11		1	68
10	1	2	5	6	4	2	1	4	4	12			8			69
																70
																71
53	3	3	59	19	30	59	13	34	57	11	10	21	7		3	72
405	41	77	860	473	349	653	419	353	711	177	205	221	203	2	12	73
395	44	131	1,118	792	436	823	457	625	689	227	258	198	319	9	16	74
501	49	199	1,706	1,706	623	1,306	858	1,138	1,232	350	323	261	490	2	10	75
302	23	126	1,353	1,501	458	701	731	505	623	231	123	124	209	5	16	76
109	10	58	655	772	206	312	390	225	198	137	73	71	102	1	10	77
16	3	16	136	114	55	58	94	51	35	33	24	22	26			78
14	1	4	36	49	12	27	41	39	12	30	17	18	13			79
3		1	7	5	4	4	6	6	5	3	2	5	5		2	80
			3	5	1	2	2	6		2		2	1			81
																82
																83

STATE TABLE V.—TYPE OF FARM, BY SIZE.

[This table is presented in two sections, the second

	TYPE AND SIZE (See definitions in Introduction)	West North Central Division—Continued		South Atlantic Division									East South Central Division	
		NEBRASKA	KANSAS	DELAWARE	MARYLAND	DIST OF COLUMBIA	VIRGINIA	WEST VIRGINIA	NORTH CAROLINA	SOUTH CAROLINA	GEORGIA	FLORIDA	KENTUCKY	TENNESSEE
	All types	*Number*	*Number*	*Number*	*Number*	*Number*	*Number*	*Number*	*Number*	*Number*	*Number*	*Number*	*Number*	*Number*
1	Under 3 acres	443	1,035	32	377	9	510	400	386	283	974	1,041	503	361
2	3 to 9 acres	2,977	5,062	509	3,579	15	12,030	4,455	15,949	10,561	6,185	6,503	16,639	12,076
3	10 to 19 acres	2,162	3,942	672	4,042	24	18,352	5,354	35,692	22,256	15,478	8,554	24,721	28,434
4	20 to 49 acres	3,940	8,556	1,957	7,549	27	39,500	15,744	93,747	60 565	89 308	18,127	52,013	73,269
5	50 to 99 acres	9 726	18,209	2,680	9,233	3	39,059	22,928	70,653	32,223	66,564	9,811	64,220	61,375
6	100 to 174 acres	40,725	41,570	2,223	10,099	1	30 441	17,474	34,742	14,883	36 269	5,871	46,348	37,193
7	175 to 259 acres	22 749	25,108	742	4,246	2	12,140	6,684	9,385	4,766	12,399	2,027	14,503	11,566
8	260 to 499 acres	27,626	37 889	349	2,166	1	8,400	4,074	4,784	3,293	7,860	1,500	7,231	6,208
9	500 to 999 acres	9,664	14,891	48	370	1	2,418	1,090	1,067	1,125	2,583	535	1,360	1,275
10	1,000 to 4,999 acres	5,315	4,421	8	63		621	312	266	405	789	236	276	242
11	5 000 to 9,999 acres	333	153		1		7	4	3	18	38	19	2	5
12	10,000 acres and over	162	65				4	2	2	6	21	17		1
	General farms													
13	Under 3 acres	78	104	1	1		23	32	12	22	34	21	30	20
14	3 to 9 acres	484	678	51	327		703	263	560	442	299	291	952	839
15	10 to 19 acres	472	762	108	610		1,693	404	1,584	1,020	732	500	2,248	2,634
16	20 to 49 acres	1,007	2,218	441	1,850		6,159	1,997	6,460	1,876	3,999	2,691	8,411	10,913
17	50 to 99 acres	2,272	5,991	912	2,909		9,237	5,060	8,825	1,723	4,700	2,211	16,470	16,044
18	100 to 174 acres	8,588	13,778	943	3,339		9,286	5,341	6,244	1,377	3,611	1,631	12,924	11,471
19	175 to 259 acres	4,019	7,162	329	1,390		4,041	2,137	1,967	541	1,614	588	3,889	3,637
20	260 to 499 acres	4 028	6,137	153	594		2,506	1,216	1,027	417	1,209	426	1,769	1,952
21	500 to 999 acres	1,293	1,062	11	97		583	213	232	154	441	125	247	322
22	1 000 to 4,999 acres	494	193	1	13		97	43	45	55	82	18	42	35
23	5 000 to 9,999 acres	4	2		1		1			1	2	1		
24	10,000 acres and over	1								2	1			
	Cash-grain farms													
25	3 to 9 acres	4	8	2	1		3	5	10	51			18	52
26	10 to 19 acres	79	118	6	10		82	19	73	101	35	9	288	462
27	20 to 49 acres	606	825	23	66		273	41	239	189	113	50	639	1,303
28	50 to 99 acres	3,024	3,084	40	280		366	100	298	110	71	38	631	909
29	100 to 174 acres	15,511	11,783	165	751		484	134	261	82	33	23	555	725
30	175 to 259 acres	8,932	8,841	112	575		293	87	115	35	21	4	294	359
31	260 to 499 acres	10,696	20 712	56	387		268	58	73	34	18	6	224	251
32	500 to 999 acres	3 421	9,852	10	49		75	12	15	11	8	2	61	55
33	1,000 to 4,999 acres	1,077	2,538	1	6		24	2	2	13	3	1	11	4
34	5 000 to 9 999 acres	13	21									1		
35	10,000 acres and over	1	7						2					
	Cotton farms													
36	Under 3 acres								1		6			1
37	3 to 9 acres						129		2,353	5,575	2,748	35	10	1,695
38	10 to 19 acres						342		9 794	14,620	10,593	175	80	9 601
39	20 to 49 acres		20				1,203		31,399	48,202	71,469	2,624	313	29,110
40	50 to 99 acres		27				917		21,336	24,858	50 389	1,602	116	14 249
41	100 to 174 acres		11				550		8,860	10,533	24,426	802	36	6 137
42	175 to 259 acres		4				185		2,098	3,198	7,317	224	15	1,508
43	260 to 499 acres						96		1,018	2,053	3,998	121	3	663
44	500 to 999 acres						33		195	663	1,139	28	2	88
45	1,000 to 4,999 acres						3		42	193	209	11		23
46	5,000 to 9,999 acres									5	11			1
47	10,000 acres and over													
	Crop-specialty farms													
48	Under 3 acres			1	2		41	1	94	10	15	2	158	93
49	3 to 9 acres	48	38	13	194		1,877	35	6,151	948	218	68	5,187	1 744
50	10 to 19 acres	54	53	14	443		3,852	91	16,520	3,314	735	201	8,943	3,766
51	20 to 49 acres	154	183	92	911		9,068	213	38,216	6,516	6,539	1,222	15,969	6,069
52	50 to 99 acres	669	243	151	1,336		9,450	463	25,999	3,160	5,475	979	17,033	5,935
53	100 to 174 acres	1,036	417	111	1,557		7,362	428	12,035	1,394	3,669	635	12,842	3,975
54	175 to 259 acres	385	195	19	618		2,459	132	3,053	386	1,471	257	3,995	1,232
55	260 to 499 acres	458	537	14	357		1,325	67	1,404	290	1,004	222	1,846	560
56	500 to 999 acres	219	138	2	65		268	13	282	80	343	89	243	104
57	1,000 to 4,999 acres	147	42	4	6		46	2	59	43	102	29	39	16
58	5,000 to 9,999 acres	6								4	4	4		
59	10,000 acres and over	2					1				2	2		
	Fruit farms													
60	Under 3 acres	7	4		1		2	1	1		2	215	2	
61	3 to 9 acres	46	69	13	95		129	19	116	6	93	2,322	30	41
62	10 to 19 acres	37	100	44	177		153	41	241	10	54	3,611	51	87
63	20 to 49 acres	57	193	122	325		451	150	460	50	157	4,333	137	240
64	50 to 99 acres	33	138	199	278		612	188	352	50	208	1,688	176	354
65	100 to 174 acres	9	93	127	146		627	251	263	23	306	823	122	225
66	175 to 259 acres	5	30	31	65		337	161	94	10	210	271	30	99
67	260 to 499 acres	4	21	19	30		283	110	73	10	219	196	13	63
68	500 to 999 acres		6	5	17		86	32	35	5	157	98	3	15
69	1,000 to 4 999 acres		2		3		36	9	15	4	76	67	1	4
70	5,000 to 9,999 acres										5	3		
71	10,000 acres and over											3		
	Truck farms													
72	Under 3 acres	2	14		2	2	8	5	10	2	5	200	6	6
73	3 to 9 acres	96	108	42	256	9	166	26	137	152	82	1,452	135	145
74	10 to 19 acres	75	148	80	538	19	315	36	225	205	194	1,366	152	333
75	20 to 49 acres	80	175	208	1,069	17	689	56	395	312	640	1,887	243	636
76	50 to 99 acres	35	90	282	967	1	602	67	247	208	524	945	162	384
77	100 to 174 acres	11	24	186	680		327	39	131	136	381	503	59	164
78	175 to 259 acres	3	6	44	231		115	18	48	66	156	170	23	38
79	260 to 499 acres	7	3	20	117		58	6	27	73	135	132	5	17
80	500 to 999 acres		2	4	26		17	1	4	23	44	35	1	9
81	1,000 to 4,999 acres			1	5		3		2	12	9	23		1
82	5,000 to 9 999 acres						1			1				1
83	10,000 acres and over											1		

1930, BY DIVISIONS AND STATES—Continued

section beginning on p 50. See NOTE, bottom of p 8]

East South Central Division—Continued		West South Central Division				Mountain Division								Pacific Division			
Alabama	Mississippi	Arkansas	Louisiana	Oklahoma	Texas	Montana	Idaho	Wyoming	Colorado	New Mexico	Arizona	Utah	Nevada	Washington	Oregon	California	
Number	Number	Number	Number	Number	Number	Number	Number	Number	Number	Number	Number	Number	Number	Number	Number	Number	
362	370	488	649	901	2,036	237	502	125	895	1,244	1,707	1,383	72	1,732	790	7,837	1
9,367	18,304	7,603	8,727	3,613	10,958	684	1,983	175	3,268	3,804	1,565	2,488	100	9,775	5,159	18,933	2
25,970	75,167	35,981	33,669	5,742	27,817	558	1,630	132	2,586	3,525	1,411	2,494	166	10,376	5,541	21,082	3
110,973	127,663	92,285	72,122	29,120	112,112	1,322	6,844	459	4,397	3,988	2,640	6,157	479	15,982	9,904	33,632	4
68,564	43,546	47,739	21,885	44,737	118,489	1,968	8,810	995	5,655	2,362	1,661	5,161	515	8,967	8,479	15,632	5
27,316	25,591	29,213	10,068	61,726	102,967	5,128	8,253	2,057	9,796	3,150	1,784	3,719	548	7,336	8,246	10,822	6
8,203	7,967	8,390	2,920	16,944	27,535	2,386	3,298	938	8,754	1,045	409	1,600	223	2,651	3,541	4,750	7
5,149	5,388	4,826	2,421	20,221	31,847	10,810	4,970	2,828	12,264	3,600	653	1,745	386	4,283	4,441	6,556	8
1,474	1,589	1,042	920	5,367	13,586	11,915	2,620	3,577	8,506	3,307	613	1,002	300	3,428	2,920	4,598	9
590	589	318	580	1,578	8,731	9,442	1,142	3,274	4,639	2,404	435	664	363	2,523	2,591	4,142	10
23	14	4	25	121	1,384	595	54	417	277	413	102	72	45	110	197	448	11
4	2		10	78	1,324	350	24	336	181	493	161	46	64	63	149	293	12
12	15	32	19	72	103	16	49	11	78	8	17	33	6	95	50	100	13
403	333	343	327	434	869	99	266	21	262	297	35	200	13	588	443	360	14
876	962	806	922	685	1,489	56	304	21	306	447	132	400	24	534	702	452	15
4,059	3,353	5,098	3,246	3,935	4,979	240	1,488	63	756	500	306	1,512	95	1,794	1,860	1,073	16
3,513	3,793	7,333	1,975	8,534	7,973	408	1,758	140	893	311	128	1,381	88	1,240	2,104	602	17
2,418	3,573	6,455	1,119	13,639	8,744	956	1,602	355	1,365	417	153	945	85	1,259	2,028	617	18
987	1,325	2,254	347	4,336	4,021	480	517	144	619	151	44	416	36	431	981	321	19
705	880	1,248	292	4,124	3,516	1,511	800	691	2,833	557	61	341	52	573	1,058	479	20
192	203	196	78	760	1,036	1,280	285	759	1,465	427	39	126	28	240	399	305	21
55	36	24	26	108	175	589	58	384	461	184	14	46	12	65	136	115	22
2				1	3	5	1	2	3	5				1	1	2	23
1				1	1	1		2		1			1	1			24
		1	18		2		7		8	233	2	10		8	8	5	25
7	18	48	148	194	238	4	40	1	32	249	14	43	3	36	59	59	26
36	28	218	901	1,216	990	71	432	33	129	243	88	180	3	214	260	350	27
17	4	180	924	2,067	1,326	190	860	65	336	132	40	294	9	385	477	407	28
12	3	299	798	7,718	2,431	1,039	1,590	132	960	315	33	298	4	765	792	554	29
9		204	422	3,263	1,614	681	983	65	466	161	4	208	3	561	481	395	30
8	2	394	580	7,945	3,882	5,661	2,145	459	2,289	809	10	299	5	2,021	916	817	31
1	3	182	261	2,716	3,254	7,115	1,270	600	2,648	572		179	4	2,451	964	857	32
		38	31	567	1,298	4,547	471	421	1,054	221	4	106		1,953	977	822	33
			2	9	37	56	4	7	10	5		1		45	31	36	34
				3	9	10			2	2		1		3		9	35
2	9	4	5		6					1							36
5,848	9,806	5,113	4,616	555	3,434					209	78					33	37
21,280	70,200	32,145	28,005	2,259	19,275					479	221					130	38
98,185	117,016	77,511	59,383	16,218	94,105					884	883					1,057	39
49,711	34,340	31,651	14,433	24,843	98,548					566	657					705	40
21,415	18,101	15,709	5,849	30,693	82,691					377	496					500	41
5,940	5,114	3,963	1,415	6,435	27,319					121	147					162	42
3,344	3,284	1,975	969	4,641	18,544					142	164					217	43
814	965	448	268	588	4,397					65	67					111	44
395	356	179	169	88	1,089					26	32					48	45
9	6	3	8		34					1						5	46
1	1		3		16					1	2					3	47
				1	1		1	1	1			1		3		12	48
43	42	28	96	33	99	34	103	3	102	180	24	98	1	130	77	312	49
105	108	55	342	60	208	74	209	17	208	309	44	295	33	808	148	783	50
1,028	239	181	2,068	361	789	252	2,138	140	991	671	174	1,356	106	1,177	528	2,575	51
701	187	176	1,701	676	869	510	3,878	462	2,398	528	106	1,091	129	934	660	1,742	52
436	168	160	768	578	749	1,075	2,595	792	4,089	716	157	660	132	626	642	1,352	53
142	69	72	237	327	303	443	789	340	1,326	237	50	310	53	222	278	667	54
126	70	61	183	370	251	815	659	523	2,780	837	60	195	78	233	327	872	55
31	22	20	120	125	65	516	194	367	1,290	619	16	66	46	81	170	433	56
8	7	4	174	35	21	357	39	180	499	187	10	31	57	35	114	186	57
			7		1	19	2	11	6	5		2	4		4	8	58
			3	1		6		3	6	2			3	1		2	59
2	3	4	68		23	2	4		32	8	7	27		256	41	660	60
44	38	78	1,400	26	336	29	193	1	455	81	97	224		2,353	724	3,018	61
116	43	163	1,430	54	561	32	263		456	76	131	257		2,953	1,258	12,722	62
338	123	917	1,458	138	744	55	480	1	492	103	142	298	3	2,788	2,003	18,590	63
250	101	1,050	438	168	392	32	194	2	200	69	42	104	1	801	1,091	6,285	64
122	70	676	211	182	257	28	93		87	62	34	45	7	406	656	2,917	65
35	39	190	38	30	95	11	26	1	33	12	9	20	1	141	220	1,065	66
31	21	85	38	23	92	8	34		17	13	15	9	3	116	207	1,039	67
9	15	21	6	4	30	4	8		6	7	8	4		43	77	440	68
3	8	5	7	3	26	1	4		1	8	1	2		18	29	262	69
1	1				1						1					9	70
															1	4	71
1	40	9	35	5	38	3	9	2	58	3	5	4		50	15	106	72
97	933	95	381	59	486	33	41	7	454	338	34	158	5	386	191	1,054	73
147	989	119	314	75	841	29	45	9	439	198	54	306	8	364	263	1,389	74
322	948	376	633	163	1,922	31	71	6	530	108	92	245	12	324	301	1,963	75
187	615	242	237	116	1,285	8	24	2	272	26	88	69	9	99	106	926	76
109	439	164	65	89	661	25	8	7	320	30	108	29	7	42	45	607	77
38	177	49	38	12	203	8	6	1	56	5	21	5		16	11	244	78
14	105	22	16	10	143	14		1	80	13	27	4	4	14	8	236	79
4	15	6	4	2	53	12		2	36	5	16	4			3	112	80
4	4	1	1		26				9	1	3	1		4		45	81
			1		5											1	82
					1												83

STATE TABLE V.—TYPE OF FARM, BY SIZE.

[This table is presented in two sections, the first

	TYPE AND SIZE (See definitions in Introduction)	UNITED STATES	GEOGRAPHIC DIVISIONS									NEW ENGLAND DIVISION	
			NEW ENGLAND	MIDDLE ATLANTIC	EAST NORTH CENTRAL	WEST NORTH CENTRAL	SOUTH ATLANTIC	EAST SOUTH CENTRAL	WEST SOUTH CENTRAL	MOUNTAIN	PACIFIC	MAINE	NEW HAMPSHIRE
		Number	Number	Number	Number	Number	Number	Number	Number	Number	Number	Number	Number
	Dairy farms												
1	Under 3 acres	2,832	148	125	241	460	294	113	628	263	580	21	12
2	3 to 9 acres	8,241	578	634	1,610	1,540	532	433	800	733	1,381	63	43
3	10 to 19 acres	12,915	1,147	1,473	2,867	1,837	787	643	865	896	2,400	107	95
4	20 to 49 acres	62,722	4,188	8,351	22,046	8,285	2,523	2,553	2,257	2,914	9,605	573	371
5	50 to 99 acres	170,622	9,241	32,260	80,892	23,907	4,769	4,600	3,603	2,965	8,385	1,936	933
6	100 to 174 acres	213,216	12,885	47,100	89,331	39,776	5,852	4,650	4,471	2,915	6,456	2,432	1,346
7	175 to 259 acres	80,569	6,713	18,859	27,519	17,159	2,673	1,917	1,942	1,190	2,597	934	818
8	260 to 499 acres	43,626	4,283	8,517	9,964	11,145	1,621	1,234	1,902	2,249	2,711	457	561
9	500 to 999 acres	8,036	743	846	760	1,678	480	285	535	1,342	1,367	65	131
10	1,000 to 4,999 acres	2,018	96	89	91	298	113	66	161	501	603	8	22
11	5,000 to 9,999 acres	32		1		3		2	3	8	15		
12	10,000 acres and over	8			1				1	4	2		
	Animal-specialty farms												
13	Under 3 acres	65	1		6	20	11	1	9	7	10		
14	3 to 9 acres	1,150	43	27	267	473	70	38	66	108	58	2	1
15	10 to 19 acres	4,785	97	103	1,208	1,692	338	520	351	262	214	8	12
16	20 to 49 acres	20,860	219	365	6,050	7,479	1,532	2,277	1,310	994	634	58	31
17	50 to 99 acres	69,133	460	1,092	23,539	30,553	3,081	5,447	2,327	1,855	779	171	63
18	100 to 174 acres	163,965	594	1,449	40,976	100,964	4,609	7,484	3,898	2,913	1,078	231	69
19	175 to 259 acres	96,770	303	703	21,658	62,851	3,264	4,018	2,073	1,388	572	102	43
20	260 to 499 acres	90,403	240	340	13,722	61,974	3,321	3,297	3,115	3,412	982	89	36
21	500 to 999 acres	24,713	72	79	1,921	15,707	1,190	921	1,520	2,760	543	23	17
22	1,000 to 4,999 acres	7,048	24	11	201	4,192	309	222	569	1,266	254	4	3
23	5,000 to 9,999 acres	130			4	72	6	5	16	17	10		
24	10,000 acres and over	20				7	5	1	3	2	2		
	Stock ranches												
25	Under 3 acres	3,442				6	40	7	70	3,084	255		
26	3 to 9 acres	893				3	10		17	859	4		
27	10 to 19 acres	664				3	23	1	19	605	13		
28	20 to 49 acres	776				15	57	3	76	559	66		
29	50 to 99 acres	937				35	113	9	159	523	98		
30	100 to 174 acres	3,263			2	197	299	29	653	1,612	471		
31	175 to 259 acres	2,783		10	5	192	413	174	837	843	309		
32	260 to 499 acres	10,095		13	12	2,279	656	288	2,579	3,167	1,071		
33	500 to 999 acres	14,978		4	8	3,275	524	242	3,698	5,458	1,769		
34	1,000 to 4,999 acres	25,144		3	14	5,088	303	180	6,143	10,054	3,350		
35	5,000 to 9,999 acres	4,309				554	12	5	1,386	1,777	575		
36	10,000 acres and over	3,716			1	285	14		1,364	1,585	467		
	Poultry farms												
37	Under 3 acres	12,503	752	1,685	730	903	735	104	373	1,007	6,214	66	73
38	3 to 9 acres	26,746	1,620	4,569	4,230	3,897	1,934	424	1,111	1,362	7,509	178	183
39	10 to 19 acres	21,225	1,395	4,079	4,045	2,778	1,839	499	911	767	4,912	159	205
40	20 to 49 acres	36,321	2,343	6,098	9,543	5,849	3,785	1,114	1,941	971	4,777	449	382
41	50 to 99 acres	35,090	2,036	5,913	10,513	7,821	3,281	1,048	2,156	563	1,759	603	374
42	100 to 174 acres	24,135	1,284	3,128	6,074	7,362	2,169	621	1,926	524	1,047	451	253
43	175 to 259 acres	6,392	361	622	1,270	2,158	638	183	646	166	348	111	95
44	260 to 499 acres	3,365	179	205	368	1,075	331	76	423	365	343	51	48
45	500 to 999 acres	699	28	20	16	83	65	18	93	169	107	4	8
46	1,000 to 4,999 acres	133	4	4	5	8	12	3	17	36	44	1	1
47	5,000 to 9,999 acres	6					1	1	2	1	1		
48	10,000 acres and over	2							1	1			
	Self-sufficing farms												
49	Under 3 acres	1,613	50	78	109	317	274	145	371	111	158	3	6
50	3 to 9 acres	44,500	897	2,518	5,065	5,151	11,622	11,302	4,080	2,053	1,812	217	92
51	10 to 19 acres	60,390	1,096	3,037	5,226	4,117	18,448	19,623	5,860	1,398	1,585	266	132
52	20 to 49 acres	144,609	2,587	6,542	16,539	11,783	42,754	44,832	15,690	1,668	2,196	868	384
53	50 to 99 acres	135,031	3,391	7,313	16,025	12,822	38,468	41,413	13,289	1,114	1,246	1,466	554
54	100 to 174 acres	80,533	2,204	3,833	7,656	10,814	21,097	22,493	9,146	1,806	1,482	918	439
55	175 to 259 acres	19,403	652	744	1,367	2,472	5,718	5,442	2,201	432	375	237	154
56	260 to 499 acres	9,428	201	233	379	1,453	2,628	1,930	1,209	1,056	339	71	47
57	500 to 999 acres	2,178	31	21	28	264	458	374	183	729	110	3	10
58	1,000 to 4,999 acres	277	4	3	3	46	79	56	32	46	8		
59	5,000 to 9,999 acres	5				1	1	1		2			
60	10,000 acres and over	2								2			
	Abnormal farms												
61	Under 3 acres	12,359	477	1,011	1,066	1,858	1,883	826	2,148	1,286	1,804	66	38
62	3 to 9 acres	85,209	3,149	8,528	15,198	11,342	17,160	10,744	6,298	4,467	8,323	735	326
63	10 to 19 acres	64,869	2,973	7,374	11,290	6,060	15,000	9,480	4,767	2,508	5,417	805	319
64	20 to 49 acres	93,723	5,061	9 905	20,385	8,738	20,411	14,161	6,920	2,764	5,378	1,695	673
65	50 to 99 acres	63,258	5,245	8,520	13,284	5,790	13,059	9,307	4,179	1,627	2,247	2,273	808
66	100 to 174 acres	38,052	3,665	4,559	5,633	4,564	7,021	5,093	2,875	2,880	2,052	1,532	604
67	175 to 259 acres	11,136	1,310	1,224	1,261	1,202	2,455	1,621	892	626	545	503	244
68	260 to 499 acres	9,283	830	651	646	1,071	1,840	1,195	734	1,609	707	272	209
69	500 to 999 acres	4,180	311	198	185	408	694	434	298	1,288	364	107	90
70	1,000 to 4,999 acres	1,857	136	104	97	182	374	207	159	419	179	41	37
71	5,000 to 9,999 acres	106	4	8	5	9	25	9	15	20	11	2	1
72	10,000 acres and over	63		1	2	5	19	3	5	19	9		

1930, BY DIVISIONS AND STATES—Continued

section beginning on p. 46. See NOTE, bottom of p. 6]

New England Division—Con.				Middle Atlantic Division			East North Central Division					West North Central Division					
VERMONT	MASSACHUSETTS	RHODE ISLAND	CONNECTICUT	NEW YORK	NEW JERSEY	PENNSYLVANIA	OHIO	INDIANA	ILLINOIS	MICHIGAN	WISCONSIN	MINNESOTA	IOWA	MISSOURI	NORTH DAKOTA	SOUTH DAKOTA	
Number	Number	Number	Number	Number	Number	Number	Number	Number	Number	Number	Number	Number	Number	Number	Number	Number	
27	79	9	7	38	39	48	67	39	74	39	22	69	84	102	15	27	1
91	289	43	49	316	81	237	401	377	343	131	358	288	468	283	18	47	2
215	490	91	149	713	108	652	644	642	422	329	830	519	451	371	38	48	3
722	1,505	266	751	3,874	399	4,078	3,258	2,279	1,578	4,778	10,153	4,477	1,039	1,707	97	97	4
2,130	2,184	352	1,706	15,045	1,291	15,324	11,513	5,767	5,033	15,359	43,230	15,723	2,395	3,894	110	137	5
4,978	1,903	270	1,761	27,234	2,043	17,823	10,475	5,784	9,357	14,227	49,488	26,342	4,902	4,820	429	533	6
3,398	815	83	670	13,088	581	5,190	2,602	1,746	3,961	4,073	15,137	11,094	2,287	1,964	224	310	7
2,430	436	54	345	6,527	193	1,797	755	618	1,401	1,559	5,631	6,273	934	996	923	848	8
406	73	11	57	617	29	200	53	55	88	153	411	590	41	109	285	319	9
38	15	4	9	53	5	31	8	6	6	31	40	24	2	20	46	69	10
				1								2					11
											1						12
	1						1	2	3				7	3			13
6	21		13	5	3	19	27	137	100		3	14	154	95	3	30	14
10	36	7	24	23	12	68	245	508	383	54	18	60	635	384	6	30	15
33	63	9	25	99	18	248	1,371	2,528	1,550	451	150	381	2,660	2,322	39	253	16
81	90	10	45	249	30	813	6,845	8,839	5,405	1,792	658	1,728	13,077	8,870	57	739	17
143	69	8	74	296	29	1,194	10,909	12,893	12,885	2,651	1,638	3,153	43,862	18,966	407	5,678	18
97	33	4	24	175	11	517	4,664	5,774	8,612	1,282	1,326	5,581	24,544	12,762	256	3,986	19
65	29	6	15	79	3	258	2,485	3,219	6,252	768	978	5,053	15,479	10,579	1,550	3,750	20
19	8	2	3	28	1	50	413	382	849	135	142	553	1,402	2,341	973	3,263	21
5	6	2	3	4	1	6	33	24	84	36	14	53	78	368	253	940	22
								2		2				5	3	13	23
																2	24
															2	2	25
																	26
																	27
															1		28
													1				29
								1			1		1		24	35	30
						10	5					1			13	60	31
						13	7	1		1	3		1		110	1,550	32
						4	2	1	1	4		1			224	1,924	33
						8	2		2	9	1	2			617	2,044	34
															36	135	35
										1					18	58	36
49	384	35	145	534	476	675	229	104	172	135	90	119	252	164	7	14	37
80	771	70	338	1,419	1,404	1,746	1,389	925	971	603	342	425	1,025	1,080	9	103	38
58	619	64	293	1,277	931	1,821	1,341	883	863	694	264	283	619	1,004	19	76	39
68	841	99	504	1,994	975	3,199	2,820	2,041	2,151	1,988	545	540	821	3,181	12	79	40
81	470	104	404	2,327	675	2,911	3,142	2,352	2,755	1,845	419	398	759	4,673	20	61	41
75	201	57	247	1,464	306	1,358	1,568	1,410	2,174	711	211	375	729	4,458	35	90	42
21	50	21	63	327	45	250	273	275	552	116	54	108	161	1,287	10	32	43
17	35	10	28	110	14	81	73	87	158	30	20	67	65	565	17	37	44
4	4	2	6	9	1	10	3	3	5	2	2	8	4	26	5	3	45
	1	1		2	1	1	1			3	1			2			46
																	47
																	48
9	15	2	12	15	6	57	22	11	48	12	16	25	80	88	11	19	49
200	201	46	141	812	158	1,518	1,496	1,192	1,172	536	669	574	1,492	1,566	42	98	50
181	236	54	237	838	195	1,956	1,637	1,156	1,216	668	549	542	910	1,609	38	74	51
204	457	80	504	1,802	293	4,447	4,240	3,436	3,649	2,470	1,744	1,905	1,257	6,705	145	205	52
343	449	90	489	2,136	223	4,955	4,530	3,447	3,709	2,860	1,479	1,672	1,067	7,895	138	233	53
285	263	46	233	1,203	102	2,528	2,134	1,694	1,947	1,154	727	1,314	769	5,880	245	382	54
103	74	20	64	268	14	462	322	297	403	193	152	208	206	1,529	41	118	55
36	34	2	11	94	3	136	90	90	123	46	30	69	45	684	30	429	56
8	10			8		13	5	5	3	10	5	4	2	47	8	157	57
1	3			2		1		3				1	1	6		28	58
																	59
																	60
76	199	19	79	225	135	651	277	166	327	171	125	157	443	492	29	84	61
738	831	85	434	2,964	537	5,027	4,634	3,977	3,095	1,841	1,601	1,435	2,815	3,493	132	257	62
862	706	70	511	2,619	448	4,307	3,667	2,911	1,831	1,794	1,087	908	1,189	2,182	94	132	63
759	1,066	85	753	3,612	438	5,655	5,347	4,227	2,820	5,417	2,574	2,158	960	3,817	142	171	64
743	734	82	607	3,653	249	4,888	4,090	2,671	1,423	3,493	1,708	1,445	453	2,611	118	138	65
658	461	66	344	2,342	152	2,165	1,749	1,111	664	1,277	832	1,245	328	1,600	303	268	66
249	186	19	109	669	54	501	365	262	175	269	190	235	111	486	54	72	67
152	114	21	63	355	31	264	168	125	93	116	144	155	108	302	47	165	68
39	52	9	24	101	13	84	35	30	29	38	53	35	27	93	19	78	69
30	23	2	13	51	9	44	20	16	19	26	16	13	24	21	12	46	70
1				7		1			1	4				2		3	71
				1			2					1				2	72

STATE TABLE V.—TYPE OF FARM, BY SIZE,

[This table is presented in two sections, the first

	TYPE AND SIZE (See definitions in Introduction)	West North Central Division—Continued		South Atlantic Division									East South Central Division	
		NEBRASKA	KANSAS	DELAWARE	MARYLAND	DIST OF COLUMBIA	VIRGINIA	WEST VIRGINIA	NORTH CAROLINA	SOUTH CAROLINA	GEORGIA	FLORIDA	KENTUCKY	TENNESSEE
1	**Dairy farms**	*Number*	*Number*	*Number*	*Number*	*Number*	*Number*	*Number*	*Number*	*Number*	*Number*	*Number*	*Number*	*Number*
2	Under 3 acres	44	119		9		35	32	22	45	121	30	15	23
3	3 to 9 acres	162	274	3	34		76	62	73	55	116	113	127	155
4	10 to 19 acres	142	268	8	69		94	74	139	91	144	168	209	208
5	20 to 49 acres	259	609	55	463		346	291	434	234	445	255	862	901
6	50 to 99 acres	310	1,338	192	1,442		677	807	770	191	556	134	1,913	1,623
7	100 to 174 acres	589	2,161	240	2,327		899	913	623	197	543	110	1,734	1,726
8	175 to 259 acres	267	993	106	920		540	392	259	93	304	59	677	709
9	260 to 499 acres	396	770	56	331		482	190	161	98	255	48	310	402
10	500 to 999 acres	236	98	6	50		169	52	38	36	100	20	50	56
11	1,000 to 4,999 acres	129	8		7		39	9	6	12	24	6	4	12
12	5,000 to 9,999 acres	1												1
	10,000 acres and over													
	Animal-specialty farms													
13	Under 3 acres	1	9		1						1	9		1
14	3 to 9 acres	77	100		3		12	5	13	1	18	18	10	20
15	10 to 19 acres	282	245	1	21		96	23	59	25	58	55	227	244
16	20 to 49 acres	807	1,017	2	44		325	204	301	70	213	373	938	1,092
17	50 to 99 acres	2,616	3,466	13	83		895	867	499	87	263	374	2,543	2,574
18	100 to 174 acres	14,002	9,896	11	163		1,588	1,604	533	70	261	379	3,852	3,254
19	175 to 259 acres	8,841	6,881	5	119		1,222	1,133	280	38	219	188	1,998	1,800
20	260 to 499 acres	11,695	8,868	3	109		1,568	980	231	57	217	156	1,629	1,395
21	500 to 999 acres	4,257	2,918	2	27		647	251	48	36	120	59	355	392
22	1,000 to 4,999 acres	1,810	690		7		142	48	20	20	51	21	68	80
23	5,000 to 9,999 acres	41	10				2		1		3			1
24	10,000 acres and over	4	1					1			4			
	Stock ranches													
25	Under 3 acres	1	1									40		
26	3 to 9 acres		3									10		
27	10 to 19 acres	1	2				2				1	20		1
28	20 to 49 acres	3	11					5				52		2
29	50 to 99 acres	8	26				11	43	4			55	1	7
30	100 to 174 acres	17	120				17	215	13	1	6	47	5	15
31	175 to 259 acres	16	102				70	296	13	2	6	26	136	9
32	260 to 499 acres	105	504				132	444	30	3	28	49	161	14
33	500 to 999 acres	416	700				105	314	51	3	13	38	82	4
34	1,000 to 4,999 acres	1,610	916				78	152	16	7	21	29	23	1
35	5,000 to 9,999 acres	265	118					4		3	1	4		
36	10,000 acres and over	152	57				3			2	4	5		
	Poultry farms													
37	Under 3 acres	108	239	24	173	2	119	37	47	32	57	244	23	20
38	3 to 9 acres	389	866	174	480	2	441	127	121	65	119	405	120	170
39	10 to 19 acres	220	557	229	391	1	458	118	118	42	69	413	135	235
40	20 to 49 acres	228	988	628	830		1,008	341	260	81	179	458	316	478
41	50 to 99 acres	169	1,541	578	597		965	485	309	74	153	120	347	477
42	100 to 174 acres	177	1,498	289	356		736	392	164	62	79	91	229	269
43	175 to 259 acres	67	493	56	75		280	113	39	20	29	26	76	62
44	260 to 499 acres	48	276	16	33		142	64	18	15	27	16	17	32
45	500 to 999 acres	15	20	3	5		30	5	4	5	8	5	4	
46	1,000 to 4,999 acres	5	1		1		2	3			1	5		
47	5,000 to 9,999 acres										1			
48	10,000 acres and over													
	Self-sufficing farms													
49	Under 3 acres	28	66	1	20	3	44	58	23	31	70	24	43	32
50	3 to 9 acres	632	747	49	618		3,266	1,618	3,224	1,260	1,025	533	5,589	3,430
51	10 to 19 acres	362	582	71	737		6,100	2,493	4,977	1,517	1,543	910	8,770	7,222
52	20 to 49 acres	425	1,141	210	958		13,635	8,357	11,160	1,911	3,749	2,774	19,557	17,449
53	50 to 99 acres	391	1,436	214	761		11,658	11,255	9,218	1,170	3,038	1,154	20,700	15,676
54	100 to 174 acres	502	1,222	100	480		6,492	6,359	4,267	680	2,111	578	11,860	7,666
55	175 to 259 acres	120	250	26	121		1,816	1,709	1,019	235	654	138	2,790	1,734
56	260 to 499 acres	37	119	4	48		896	620	457	127	403	73	909	506
57	500 to 999 acres	28	18	1	4		182	107	59	42	59	4	197	88
58	1,000 to 4,999 acres	8	1				31	16	17	5	10		31	18
59	5,000 to 9,999 acres	1							1					1
60	10,000 acres and over													
	Abnormal farms													
61	Under 3 acres	174	479	5	168	2	238	234	176	141	663	256	226	165
62	3 to 9 acres	1,039	2,171	162	1,571	4	5,199	2,305	3,191	2,006	1,467	1,255	4,461	3,765
63	10 to 19 acres	438	1,117	111	1,046	4	5,165	2,055	2,962	1,311	1,220	1,126	3,618	3,641
64	20 to 49 acres	314	1,176	176	1,033	10	6,343	4,089	4,423	1,134	1,805	1,408	5,328	5,056
65	50 to 99 acres	199	829	99	580	2	3,669	3,593	2,826	592	1,187	511	4,069	3,143
66	100 to 174 acres	233	567	51	300	1	2,093	1,768	1,328	388	843	249	2,130	1,566
67	175 to 259 acres	94	150	14	132	2	782	509	400	142	398	76	580	479
68	260 to 499 acres	152	142	8	90	1	644	319	260	116	347	55	345	353
69	500 to 999 acres	79	77	3	30	1	223	90	104	67	153	23	115	132
70	1,000 to 4,999 acres	35	31	1	15		120	28	42	41	101	26	57	48
71	5,000 to 9,999 acres	2	2				3		1	4	11	6	2	
72	10,000 acres and over	2						1		2	10	6		1

1930, BY DIVISIONS AND STATES—Continued

section beginning on p 46 See NOTE, bottom of p 8]

East South Central Division—Con.		West South Central Division				Mountain Division								Pacific Division			
ALABAMA	MISSISSIPPI	ARKANSAS	LOUISIANA	OKLAHOMA	TEXAS	MONTANA	IDAHO	WYOMING	COLORADO	NEW MEXICO	ARIZONA	UTAH	NEVADA	WASHINGTON	OREGON	CALIFORNIA	
Number	Number	Number	Number	Number	Number	Number	Number	Number	Number	Number	Number	Number	Number	Number	Number	Number	
29	46	41	110	152	325	22	56	10	106	8	10	78	3	57	80	393	1
52	99	98	88	180	434	37	270	15	155	33	49	166	8	436	276	669	2
90	136	121	103	161	480	52	332	5	149	36	68	247	7	993	491	916	3
294	496	460	267	491	1,039	167	1,030	25	333	66	215	935	83	3,856	2,584	4,185	4
293	771	755	322	999	1,527	253	937	80	381	51	182	936	145	3,160	2,006	3,219	5
318	857	664	243	1,780	1,784	498	772	173	575	86	123	576	112	2,387	1,827	2,242	6
165	366	227	113	608	994	230	272	90	286	33	25	209	45	767	766	1,064	7
195	327	132	98	661	1,011	509	354	198	805	138	85	148	62	727	718	1,266	8
76	93	23	33	118	361	295	121	154	530	124	25	69	24	250	315	802	9
34	16	4	16	24	117	110	22	61	215	61	13	9	10	89	87	427	10
	1			1	2	2	1	1	4	1				1		14	11
				1					1	2						2	12
		3		1	5	2	1		3		1			4	2	4	13
2	6	8	11	16	31	4	10	2	34	32	12	13	1	15	9	34	14
24	26	49	75	96	132	24	43	3	56	67	27	49	3	67	32	115	15
133	114	234	215	379	482	47	223	21	179	112	77	313	22	142	172	320	16
197	138	853	190	983	801	97	431	70	463	99	66	597	27	194	282	303	17
187	191	542	166	2,088	1,102	300	547	198	1,085	139	78	539	27	279	457	342	18
96	124	303	67	971	733	164	298	137	474	53	13	233	16	131	250	191	19
138	135	320	77	1,653	1,065	723	444	376	1,403	153	31	259	23	208	403	371	20
108	66	92	37	751	640	783	256	442	1,044	117	11	93	14	120	216	208	21
49	25	17	11	313	228	341	90	206	543	67	6	10	3	79	58	117	22
3	1		1	7	8	5		3	8				1	2	2	6	23
1				1	2				2					1		1	24
7		2	11	3	54	74	175	34	116	959	1,305	384	37	24	91	140	25
			7		10	3	12	1	14	283	506	37	3	1		3	26
			4		15		7	1	8	227	331	29	2	3		10	27
1		2	20	2	52	14	15	6	57	187	195	79	6	7	17	42	28
1			22	3	135	28	36	11	100	79	101	151	17	12	20	66	29
5	4	5	81	60	557	207	114	122	355	285	206	245	66	45	111	315	30
21	8	5	31	26	775	124	83	76	216	87	31	152	44	21	79	209	31
55	58	12	79	120	2,808	742	267	323	750	482	130	347	126	85	344	642	32
77	79	18	64	167	3,449	1,519	338	802	1,061	901	296	387	154	132	562	1,075	33
90	66	14	68	420	5,641	3,375	419	1,938	1,747	1,548	306	453	268	242	1,119	1,998	34
4	1		5	98	1,283	505	45	389	243	398	99	69	39	61	159	355	35
			2	69	1,293	328	24	327	160	480	153	45	60	55	145	266	36
44	17	14	11	108	240	28	58	20	246	14	92	531	18	741	199	5,274	37
81	53	87	61	340	623	69	137	18	488	45	177	390	33	2,325	660	4,614	38
28	41	102	51	250	508	32	102	14	244	36	108	220	21	1,960	576	2,377	39
226	94	816	80	547	898	46	152	21	206	39	88	358	61	2,339	740	1,698	40
164	60	374	40	674	1,168	31	126	33	109	20	45	156	43	777	397	585	41
85	38	179	25	676	1,046	88	108	29	127	27	52	93	30	322	285	440	42
31	14	50	3	163	430	23	40	3	40	11	10	28	6	94	103	151	43
16	11	18	4	127	274	61	47	38	119	22	28	40	10	54	102	187	44
9	5		1	23	69	27	15	28	30	23	18	14	5	17	23	67	45
2	1		1	1	15	6	3	5	11	5	6			7	7	30	46
	1				2			1								1	47
					1						1						48
37	53	52	70	104	145	5	19	1	19	20	22	15		53	49	56	49
1,408	880	928	869	688	1,595	79	198	24	221	1,206	124	190	9	735	854	423	50
2,053	1,578	1,478	1,452	1,000	1,930	55	147	18	122	819	83	146	13	714	538	333	51
4,447	3,879	5,178	2,693	4,103	3,721	136	255	43	227	585	156	253	31	943	820	433	52
2,570	2,407	4,616	1,128	4,484	3,061	160	224	39	206	239	78	148	30	468	510	268	53
1,579	1,388	3,561	548	3,075	1,983	403	319	95	364	364	144	92	28	501	579	402	54
491	427	533	142	569	637	96	70	25	98	64	20	30	9	120	138	117	55
287	228	404	58	354	393	314	54	125	278	219	31	28	7	76	108	160	56
67	23	24	9	51	79	151	23	166	151	179	35	19	5	19	53	39	57
7		9	3	4	16	7	2	6	1	28	1	1		2	4	2	58
										2							59
										2							60
228	307	277	320	435	1,096	75	139	46	236	223	238	330	8	449	263	1,092	61
1,394	1,124	1,024	953	1,382	3,039	297	746	83	1,075	865	377	1,002	22	2,798	2,117	3,408	62
1,184	1,037	898	823	909	2,140	190	338	48	496	831	198	602	55	2,148	1,476	1,796	63
1,904	1,873	1,804	1,158	1,567	2,391	273	500	100	497	490	224	628	52	2,398	1,619	1,361	64
960	1,135	1,109	475	1,191	1,404	251	353	91	292	242	128	244	27	897	828	524	65
635	759	790	245	848	983	548	505	174	569	342	196	197	50	704	824	534	66
348	314	220	67	203	402	126	116	51	140	90	35	59	10	147	234	164	67
230	267	154	79	193	306	452	176	194	410	215	71	75	16	183	255	270	68
86	101	42	39	64	153	263	112	257	346	267	52	41	20	75	140	149	69
52	50	23	28	35	78	109	14	73	96	68	30	5	13	29	60	90	70
4	3	1	1	5	8	3	1	4	3	6	2		1			11	71
1	1		2	2	1	5		3	2	2	6			1	2	6	72

STATE TABLE VI.—TYPE OF FARM, BY SPECIFIED VALUE OF FARM PRODUCTS SOLD,

[This table is presented in two sections, the second

	Type, by value of products (See definitions in Introduction)	United States	Geographic Divisions									New England Division	
			New England	Middle Atlantic	East North Central	West North Central	South Atlantic	East South Central	West South Central	Mountain	Pacific	Maine	New Hampshire
		Number	Number	Number	Number	Number	Number	Number	Number	Number	Number	Number	Number
	All types												
1	Under $250	397,517	9,555	18,989	44,911	34,217	89,182	86,880	76,046	17,907	19,830	3,868	965
2	$250–$399	518,032	10,351	22,567	52,982	42,769	120,848	132,725	105,200	14,369	16,221	3,480	1,809
3	$400–$599	766,118	11,847	30,635	76,644	66,853	175,764	200,642	165,804	17,658	20,221	4,024	1,671
4	$600–$999	1,245,684	18,251	50,624	144,566	134,861	266,910	299,440	270,133	29,744	31,155	6,276	2,496
5	$1,000–$1,499	937,910	15,565	48,011	152,131	155,910	165,870	163,450	178,744	29,650	28,579	5,147	1,962
6	$1,500–$2,499	981,163	19,762	67,014	218,420	255,606	113,683	88,245	137,759	41,362	39,312	5,513	2,354
7	$2,500–$3,999	628,006	16,043	55,607	149,151	213,524	41,381	23,973	60,559	33,970	33,798	3,923	1,626
8	$4,000–$5,999	291,112	9,469	29,396	59,082	102,666	15,613	7,585	22,966	20,360	22,995	2,312	838
9	$6,000–$9,999	147,753	6,332	14,945	22,010	47,236	8,803	3,849	13,188	15,584	17,806	1,968	503
10	$10,000–$19,999	61,606	3,091	4,561	5,944	16,543	4,164	1,671	6,525	7,357	11,750	1,201	202
11	$20,000 and over	24,981	1,121	1,249	1,765	5,769	1,582	646	3,035	3,573	6,241	352	70
	General farms												
12	Under $250	21,532	244	1,122	3,923	3,161	4,222	4,324	3,296	774	466	108	33
13	$250–$399	48,046	789	2,611	9,370	7,710	8,387	9,877	6,823	1,376	1,103	295	125
14	$400–$599	109,515	1,602	6,435	22,630	19,154	18,183	21,764	14,909	2,803	2,135	705	201
15	$600–$999	260,157	4,341	17,690	61,457	51,792	38,970	41,556	22,501	7,048	4,902	1,977	506
16	$1,000–$1,499	238,716	4,118	18,273	67,038	58,992	28,741	26,415	22,560	7,185	4,394	1,916	547
17	$1,500–$2,499	224,316	3,495	18,801	71,394	71,288	17,814	14,138	16,037	8,009	4,340	1,593	437
18	$2,500–$3,999	102,272	1,614	9,964	30,882	39,226	5,945	3,377	4,335	4,517	2,412	688	185
19	$4,000–$5,999	29,550	616	3,963	7,437	11,324	1,896	791	940	1,565	1,018	221	57
20	$6,000–$9,999	8,431	260	1,718	1,653	2,692	638	247	272	561	390	61	18
21	$10,000–$19,999	1,496	80	326	211	341	151	83	48	148	108	10	13
22	$20,000 and over	233	18	32	26	45	22	20	10	21	41	2	1
	Cash-grain farms												
23	Under $250	9,509		238	1,538	3,186	508	533	1,564	1,620	313		
24	$250–$399	11,984		271	2,160	4,822	537	1,110	1,653	1,603	328		
25	$400–$599	18,159	4	370	3,226	7,612	791	1,204	2,347	2,339	466	4	
26	$600–$999	42,389	6	666	7,283	20,000	1,284	1,733	5,334	4,979	1,104	4	
27	$1,000–$1,499	57,614	7	663	10,230	30,660	1,069	1,061	6,339	6,246	1,339	5	
28	$1,500–$2,499	109,983	1	820	20,254	64,747	1,243	803	9,920	9,559	2,636		
29	$2,500–$3,999	108,206	7	449	22,168	54,589	979	355	8,145	8,215	3,269	2	
30	$4,000–$5,999	59,980	2	111	12,362	33,348	431	125	5,073	4,696	2,932		
31	$6,000–$9,999	27,620	3	22	4,553	13,830	127	49	3,794	2,514	2,728		
32	$10,000–$19,999	8,204	1	3	576	3,168	14	14	1,826	755	1,847		
33	$20,000 and over	1,778			35	407	1	2	448	129	756		
	Cotton farms												
34	Under $250	95,098			3	442	21,674	27,650	45,193	108	33		
35	$250–$399	164,514			15	849	39,828	53,744	69,885	153	40		
36	$400–$599	208,440			12	1,412	70,875	106,764	120,045	267	65		
37	$600–$999	508,173			28	3,013	117,158	183,844	203,368	570	194		
38	$1,000–$1,499	307,552			10	2,688	59,340	102,650	131,990	640	254		
39	$1,500–$2,499	183,825			5	3,123	38,268	46,301	94,490	1,133	505		
40	$2,500–$3,999	55,562			1	1,297	8,432	7,517	36,765	994	556		
41	$4,000–$5,999	16,350				484	1,861	1,353	11,591	629	432		
42	$6,000–$9,999	6,982				224	766	564	4,437	579	412		
43	$10,000–$19,999	2,626			1	60	249	206	1,429	388	293		
44	$20,000 and over	903				16	42	91	403	164	187		
	Crop-specialty farms												
45	Under $250	16,197	872	1,272	2,256	1,075	4,102	3,625	850	1,393	752	373	80
46	$250–$399	26,438	565	1,257	3,359	910	10,203	7,907	909	1,623	703	193	114
47	$400–$599	47,150	536	1,398	3,238	1,041	21,699	14,790	1,342	2,112	994	223	63
48	$600–$999	97,587	909	2,542	6,416	1,783	50,731	26,499	2,716	4,156	1,835	445	80
49	$1,000–$1,499	85,639	938	2,437	6,337	1,824	46,320	18,829	2,327	4,815	1,812	513	52
50	$1,500–$2,499	77,880	1,509	3,059	8,353	2,729	36,015	13,334	2,310	7,526	2,545	1,001	34
51	$2,500–$3,999	40,567	1,863	2,727	5,190	2,781	11,695	5,050	1,126	7,900	2,335	1,359	24
52	$4,000–$5,999	20,269	1,592	1,741	1,873	2,084	3,284	1,568	503	5,816	1,718	1,183	15
53	$6,000–$9,999	12,480	1,718	1,223	582	1,302	1,416	686	277	3,638	1,438	1,377	7
54	$10,000–$19,999	5,705	1,224	546	150	457	623	214	158	1,271	962	1,011	5
55	$20,000 and over	1,929	412	162	37	87	201	49	161	202	548	287	2
	Fruit farms												
56	Under $250	10,727	48	347	547	147	2,664	259	855	305	5,555	29	4
57	$250–$399	7,334	103	431	613	223	1,579	194	710	224	2,252	26	22
58	$400–$599	10,424	184	728	961	412	1,949	302	1,364	307	4,217	44	29
59	$600–$999	20,745	460	1,503	2,132	880	3,671	633	2,913	694	7,862	155	40
60	$1,000–$1,499	20,084	447	1,746	2,123	762	3,102	579	2,387	805	8,133	131	48
61	$1,500–$2,499	24,481	530	2,464	2,490	780	3,528	598	1,851	966	11,274	148	52
62	$2,500–$3,999	18,727	350	2,142	1,750	413	2,237	267	833	822	9,913	87	31
63	$4,000–$5,999	11,688	229	1,250	957	194	1,316	136	297	491	6,818	37	22
64	$6,000–$9,999	8,813	153	833	594	96	1,090	61	145	308	5,533	23	17
65	$10,000–$19,999	5,598	108	410	262	42	742	42	74	189	3,729	4	8
66	$20,000 and over	2,793	62	135	111	22	439	14	22	78	1,900	2	2

TRADED, OR USED BY OPERATOR'S FAMILY, 1929, BY DIVISIONS AND STATES

section beginning on p 53 See NOTE, bottom of p 8]

New England Division—Con				Middle Atlantic Division			East North Central Division					West North Central Division					
VERMONT	MASSACHUSETTS	RHODE ISLAND	CONNECTICUT	NEW YORK	NEW JERSEY	PENNSYLVANIA	OHIO	INDIANA	ILLINOIS	MICHIGAN	WISCONSIN	MINNESOTA	IOWA	MISSOURI	NORTH DAKOTA	SOUTH DAKOTA	
Number	Number	Number	Number	Number	Number	Number	Number	Number	Number	Number	Number	Number	Number	Number	Number	Number	
2,009	1,343	246	1,124	8,274	783	9,932	12,456	10,489	8,154	9,502	4,310	5,006	3,226	15,654	1,140	2,602	1
1,600	1,867	245	1,350	8,698	1,015	12,854	14,660	12,306	10,100	10,428	5,488	5,745	4,670	19,944	1,303	1,930	2
1,932	2,812	302	1,606	11,447	1,596	17,642	20,164	17,445	15,453	15,098	8,484	9,265	7,561	29,875	2,384	2,697	3
3,061	3,660	447	2,311	19,481	2,861	28,332	36,235	31,467	29,097	26,429	18,308	19,965	15,917	53,515	5,994	6,330	4
3,058	3,183	362	1,853	19,222	2,803	25,384	35,807	30,266	29,042	30,843	26,170	26,314	22,310	45,249	9,221	9,676	5
4,912	4,037	456	2,490	31,324	3,990	31,700	47,168	36,099	42,886	38,020	54,247	49,962	49,465	44,147	20,895	21,082	6
4,435	3,319	401	2,339	28,860	4,011	22,736	27,521	21,484	38,354	19,499	42,293	41,966	54,658	20,263	20,157	20,339	7
2,209	2,197	297	1,616	15,571	3,032	10,793	9,881	8,605	20,811	6,048	13,737	16,265	30,651	7,395	9,885	9,994	8
994	1,514	232	1,121	7,393	2,346	5,201	3,623	3,562	9,336	1,995	3,494	4,939	14,412	3,741	4,182	4,174	9
224	775	119	570	2,140	1,103	1,318	1,060	1,110	2,668	541	545	902	4,687	1,875	810	1,171	10
77	361	56	205	593	316	340	338	314	732	189	192	170	1,387	807	107	340	11
33	36	8	26	448	19	655	896	1,010	865	808	344	390	212	1,745	106	200	12
127	138	24	89	1,060	78	1,473	2,358	2,363	2,074	1,837	738	869	665	4,045	202	281	13
237	237	40	182	2,300	195	3,940	6,093	5,716	5,002	4,171	1,548	2,140	1,803	9,984	406	504	14
592	641	98	427	6,046	512	11,132	17,017	15,161	13,143	11,958	4,178	6,264	5,741	24,483	1,405	1,735	15
883	595	86	391	5,947	537	11,789	19,238	15,780	13,608	13,652	4,760	9,309	7,717	21,547	2,319	3,065	16
604	517	66	278	6,264	559	11,978	21,931	15,094	13,031	15,390	5,948	16,554	12,647	14,688	4,043	5,839	17
298	268	27	148	3,397	404	6,253	9,434	5,991	5,888	6,303	3,286	12,697	8,656	5,697	2,339	3,995	18
106	149	17	66	1,226	261	2,476	2,072	1,226	1,647	1,467	925	3,877	3,198	555	795	1,122	19
43	76	11	51	412	205	1,101	423	295	398	305	232	870	788	138	225	218	20
7	28	3	19	91	84	151	69	37	51	37	17	65	88	29	27	9	21
------	11	3	1	7	14	11	9	2	10	4	1	9	5	3	2	1	22
------	------	------	------	44	1	193	441	455	392	204	46	169	199	1,013	421	396	23
------	------	------	------	43	4	219	605	729	564	216	47	312	286	1,088	576	540	24
------	------	------	------	70	8	293	878	1,031	961	276	80	545	685	1,406	1,131	951	25
------	2	------	------	110	23	533	1,861	2,941	2,655	407	119	1,394	1,858	2,688	3,657	2,332	26
------	2	------	------	72	21	570	2,364	2,544	4,877	351	94	1,954	3,240	2,514	6,495	3,416	27
------	1	------	------	67	31	722	3,704	3,866	12,304	327	53	4,870	8,096	2,908	15,058	7,018	28
------	5	------	------	28	10	411	2,800	3,115	16,395	170	18	4,624	10,737	1,610	15,787	6,641	29
------	2	------	------	8	7	96	870	1,431	10,013	42	6	2,147	6,406	448	7,911	3,268	30
------	3	------	------	2	1	19	244	480	3,819	10	------	620	2,422	182	3,194	1,097	31
------	1	------	------	------	1	2	42	61	468	3	2	65	283	29	535	189	32
------	------	------	------	------	------	------	3	5	27	------	------	8	21	4	42	20	33
------	------	------	------	------	------	------	------	------	3	------	------	------	------	434	------	------	34
------	------	------	------	------	------	------	------	------	15	------	------	------	------	845	------	------	35
------	------	------	------	------	------	------	------	------	12	------	------	------	------	1,397	------	------	36
------	------	------	------	------	------	------	------	------	28	------	------	------	------	2,985	------	------	37
------	------	------	------	------	------	------	------	------	10	------	------	------	------	2,664	------	------	38
------	------	------	------	------	------	------	------	------	5	------	------	------	------	3,121	------	------	39
------	------	------	------	------	------	------	------	------	1	------	------	------	------	1,296	------	------	40
------	------	------	------	------	------	------	------	------	------	------	------	------	------	484	------	------	41
------	------	------	------	------	------	------	------	------	------	------	------	------	------	224	------	------	42
------	------	------	------	------	------	------	------	------	1	------	------	------	------	60	------	------	43
------	------	------	------	------	------	------	------	------	------	------	------	------	------	16	------	------	44
204	97	7	111	850	6	418	402	277	202	889	486	598	31	220	33	91	45
101	84	6	67	807	18	432	307	335	136	959	422	431	30	190	31	90	46
124	69	3	54	879	29	490	729	476	220	1,296	517	481	40	205	45	89	47
139	124	3	118	1,457	83	1,002	1,405	902	390	2,795	924	736	77	348	71	139	48
102	125	4	142	1,259	93	1,085	1,251	723	391	3,012	960	760	62	286	81	138	49
75	171	4	224	1,445	188	1,456	1,374	658	418	4,261	1,650	1,141	69	359	154	213	50
50	206	------	224	1,161	225	1,341	715	394	331	2,462	1,458	1,066	78	227	267	195	51
20	150	2	222	613	227	901	245	172	127	713	616	661	84	92	209	172	52
22	113	2	197	376	234	613	113	60	43	200	166	308	38	41	171	101	53
11	64	2	131	197	150	199	31	21	20	28	50	95	13	18	55	27	54
3	29	2	89	87	25	40	6	3	3	5	20	23	4	5	13	3	55
2	7	1	5	276	16	55	183	49	65	241	9	16	12	99	------	------	56
6	40	3	6	333	40	58	181	51	85	265	31	24	24	136	------	------	57
9	76	7	19	516	89	123	278	79	157	414	33	40	46	240	------	2	58
20	191	10	44	1,046	210	248	501	188	306	1,053	84	104	99	510	------	------	59
20	194	10	44	1,329	190	327	464	178	343	1,066	72	98	98	424	------	1	60
19	223	18	70	1,775	251	438	488	163	471	1,283	85	98	79	428	------	1	61
18	156	15	46	1,381	197	364	385	106	358	949	51	67	34	207	------	2	62
13	123	5	29	887	117	246	192	75	202	447	41	28	18	83	------	3	63
12	71	3	37	561	103	169	92	54	133	281	34	11	11	39	------	------	64
6	65	3	22	204	98	110	42	32	70	93	25	1	3	25	------	------	65
10	39	4	5	47	44	44	12	15	34	35	15	2	2	8	------	------	66

STATE TABLE VI.—TYPE OF FARM, BY SPECIFIED VALUE OF FARM PRODUCTS SOLD,

[This table is presented in two sections, the second

	TYPE, BY VALUE OF PRODUCTS (See definitions in Introduction)	West North Central Division—Continued		South Atlantic Division									East South Central Division	
		NEBRASKA	KANSAS	DELAWARE	MARYLAND	DIST OF COLUMBIA	VIRGINIA	WEST VIRGINIA	NORTH CAROLINA	SOUTH CAROLINA	GEORGIA	FLORIDA	KENTUCKY	TENNESSEE
	All types	*Number*	*Number*	*Number*	*Number*	*Number*	*Number*	*Number*	*Number*	*Number*	*Number*	*Number*	*Number*	*Number*
1	Under $250	1,580	5,009	378	2,386	-------	17,424	7,031	21,103	16,664	15,868	8,328	27,549	21,460
2	$250-$399	2,554	6,623	442	3,289	8	22,626	11,784	29,328	18,678	27,365	7,328	37,996	32,225
3	$400-$599	4,336	10,705	539	4,157	9	29,198	17,015	43,102	27,399	45,603	8,612	44,218	46,930
4	$600-$999	10,535	22,605	1,369	6,705	9	40,551	21,359	72,458	42,270	71,228	10,961	54,398	65,134
5	$1,000-$1,499	16,449	26,091	1,504	6,053	14	21,589	10,754	52,134	25,343	41,898	8,551	28,523	35,371
6	$1,500-$2,499	33,173	36,882	2,147	7,470	11	16,841	5,950	36,171	14,391	25,221	5,481	20,935	20,480
7	$2,500-$3,999	29,843	26,268	1,509	6,147	15	7,749	2,515	9,668	3,631	7,283	2,884	8,559	6,545
8	$4,000-$5,999	14,995	13,481	720	3,261	7	3,575	1,010	2,292	1,020	2,168	1,560	3,143	2,254
9	$6,000-$9,999	7,846	7,942	356	1,582	4	2,305	656	950	888	1,120	1,242	1,604	1,110
10	$10,000-$19,999	3,308	3,790	120	490	3	1,212	316	356	307	523	837	659	457
11	$20,000 and over	1,453	3,505	36	125	3	412	131	114	93	191	477	263	139
	General farms													
12	Under $250	133	375	22	81	-------	758	152	1,078	672	978	481	1,688	1,410
13	$250-$399	423	1,225	66	367	-------	1,764	705	2,074	1,029	1,514	868	3,691	3,615
14	$400-$599	1,042	3,185	130	867	-------	4,416	2,117	4,418	1,505	2,991	1,739	8,086	8,642
15	$600-$999	3,262	8,902	442	2,085	-------	10,615	5,847	9,266	2,319	5,411	2,985	14,885	16,554
16	$1,000-$1,499	4,997	10,038	588	2,307	-------	8,852	4,762	6,175	1,213	3,284	1,500	10,458	10,263
17	$1,500-$2,499	7,583	9,849	839	2,558	-------	5,747	2,453	3,110	626	1,833	645	5,961	5,614
18	$2,500-$3,999	3,901	3,541	550	1,755	-------	1,847	524	653	179	474	163	1,604	1,291
19	$4,000-$5,999	1,009	768	222	802	-------	370	97	155	56	152	42	417	281
20	$6,000-$9,999	303	150	75	314	-------	103	30	24	18	62	12	136	79
21	$10,000-$19,999	83	40	15	57	-------	31	7	3	12	23	3	48	29
22	$20,000 and over	19	4	1	8	-------	6	2	-------	1	2	2	8	9
	Cash-grain farms													
23	Under $250	215	773	7	6	-------	110	27	72	183	85	18	188	319
24	$250-$399	455	1,065	9	27	-------	143	42	100	140	58	18	426	660
25	$400-$599	989	1,955	22	77	-------	191	42	255	109	54	41	456	740
26	$600-$999	3,002	5,069	60	210	-------	423	92	323	91	50	35	614	1,079
27	$1 000-$1,499	5,594	7,447	73	304	-------	349	86	173	48	26	10	427	612
28	$1,500-$2,499	13,015	14,282	106	516	-------	390	79	95	37	14	6	346	444
29	$2,500-$3,999	12,113	13,277	80	590	-------	190	67	29	11	8	4	151	193
30	$4,000-$5,999	5,448	7,720	44	294	-------	59	17	7	5	3	2	70	52
31	$6,000-$9,999	2,044	4,231	13	92	-------	10	5	4	2	1	-------	29	19
32	$10,000-$19,999	437	1,630	1	9	-------	3	1	-------	-------	-------	-------	12	2
33	$20,000 and over	52	260	-------	-------	-------	-------	-------	-------	-------	1	-------	2	-------
	Cotton farms													
34	Under $250	-------	8	-------	-------	-------	196	-------	4,148	8,870	7,941	519	10	1,908
35	$250-$399	-------	4	-------	-------	-------	302	-------	7,318	12,854	18,524	830	25	5,570
36	$400-$599	-------	15	-------	-------	-------	617	-------	12,894	20,907	35,129	1,328	50	12,684
37	$600-$999	-------	28	-------	-------	-------	1,110	-------	23,245	32,591	57,523	1,687	148	22,924
38	$1,000-$1,499	-------	4	-------	-------	-------	649	-------	16,272	19,751	31,889	779	169	12,703
39	$1,500-$2 499	-------	2	-------	-------	-------	446	-------	16,398	10,707	16,345	372	132	5,847
40	$2,500-$3,999	-------	1	-------	-------	-------	98	-------	2,278	2,288	3,685	83	33	1,064
41	$4,000-$5,999	-------	-------	-------	-------	-------	32	-------	417	549	847	16	7	237
42	$6,000-$9,999	-------	-------	-------	-------	-------	6	-------	110	279	364	7	-------	107
43	$10,000-$19,999	-------	-------	-------	-------	-------	2	-------	25	98	125	1	1	22
44	$20,000 and over	-------	-------	-------	-------	-------	-------	-------	11	8	23	-------	-------	10
	Crop-specialty farms.													
45	Under $250	48	54	1	33	-------	875	70	1,996	636	339	147	2,645	717
46	$250-$399	65	73	5	149	-------	2,234	97	5,406	1,260	784	268	5,700	1,831
47	$400-$599	90	91	15	356	-------	4,670	200	12,050	2,388	1,602	418	10,401	3,821
48	$600-$999	210	202	41	1,046	-------	9,617	464	29,677	4,804	4,302	780	18,253	7,291
49	$1,000-$1,499	263	234	73	1,225	-------	7,821	343	27,484	3,684	4,999	691	13,134	5,082
50	$1,500-$2,499	482	311	127	1,434	-------	5,884	197	20,349	2,336	6,090	598	9,575	3,318
51	$2,500-$3,999	662	293	77	813	-------	2,590	49	5,408	635	1,822	301	3,827	1,023
52	$4,000-$5,999	670	196	41	262	-------	1,162	15	1,046	150	425	163	1,251	281
53	$6,000-$9,999	526	117	23	112	-------	603	7	296	85	148	142	558	98
54	$10,000-$19,999	189	60	16	32	-------	232	3	85	74	45	136	172	26
55	$20,000 and over	23	16	2	2	-------	61	-------	16	33	21	66	39	6
	Fruit farms.													
56	Under $250	8	12	7	17	-------	39	23	55	2	127	2,394	16	27
57	$250-$399	12	32	17	48	-------	78	29	95	4	138	1,170	25	45
58	$400-$599	31	53	21	104	-------	122	40	147	7	109	1,399	63	97
59	$600-$999	45	122	64	248	-------	394	124	346	24	180	2,291	116	243
60	$1,000-$1,499	32	109	82	214	-------	413	156	351	21	151	1,714	99	261
61	$1,500-$2,499	34	140	134	199	-------	484	175	338	40	193	1,965	119	249
62	$2,500-$3,999	19	84	96	123	-------	421	136	153	29	151	1,128	67	108
63	$4,000-$5,999	10	53	63	72	-------	261	73	71	14	143	619	35	55
64	$6,000-$9,999	4	31	36	60	-------	231	91	62	11	123	476	10	25
65	$10,000-$19,999	3	10	24	35	-------	182	69	27	12	109	284	11	14
66	$20,000 and over	-------	10	17	17	-------	91	46	10	4	63	191	3	3

TRADED, OR USED BY OPERATOR'S FAMILY, 1929, BY DIVISIONS AND STATES—Continued

section beginning on p. 56. See NOTE, bottom of p. 8]

East South Central Division—Continued		West South Central Division				Mountain Division								Pacific Division			
ALABAMA	MISSISSIPPI	ARKANSAS	LOUISIANA	OKLAHOMA	TEXAS	MONTANA	IDAHO	WYOMING	COLORADO	NEW MEXICO	ARIZONA	UTAH	NEVADA	WASHINGTON	OREGON	CALIFORNIA	
Number	Number	Number	Number	Number	Number	Number	Number	Number	Number	Number	Number	Number	Number	Number	Number	Number	
20,916	16,955	15,161	10,235	12,282	38,368	2,736	1,434	848	3,490	5,722	2,135	1,339	203	5,081	4,342	10,407	1
32,565	29,940	25,998	17,318	16,356	45,528	2,255	1,868	716	2,919	3,623	1,076	1,731	181	5,048	4,063	7,110	2
51,818	57,676	43,095	30,668	24,648	67,393	3,037	2,487	1,012	3,968	3,381	1,219	2,346	208	6,262	5,232	8,727	3
78,272	101,666	71,739	49,823	41,022	107,349	5,580	4,567	1,839	7,154	4,043	1,906	4,322	333	9,588	7,756	13,781	4
40,494	59,062	40,561	26,318	32,725	79,142	6,361	5,096	1,938	7,516	3,061	1,337	4,126	305	8,249	6,755	13,575	5
16,344	28,486	22,305	12,930	33,150	69,374	9,246	7,881	2,853	10,338	3,609	1,573	5,379	483	10,678	8,800	19,834	6
8,541	5,328	5,822	3,355	17,919	33,463	7,444	7,653	2,227	8,647	2,656	1,191	3,684	468	8,813	6,712	18,273	7
1,037	1,131	1,648	1,403	7,136	13,779	4,362	4,565	1,568	5,366	1,450	890	1,792	367	5,854	3,825	13,316	8
591	544	1,007	1,003	3,334	7,544	2,595	3,002	1,199	3,682	929	802	1,084	291	4,845	2,482	10,979	9
297	268	506	633	1,125	4,261	1,206	1,363	715	2,107	561	635	520	250	2,422	1,360	7,968	10
130	114	197	312	451	2,075	563	504	428	1,011	300	387	208	172	885	601	4,755	11
657	569	874	227	808	1,387	122	54	55	156	297	42	39	9	182	186	98	12
1,371	1,200	1,996	759	1,909	2,157	219	168	81	332	371	52	136	17	387	427	289	13
2,662	2,374	4,389	1,666	4,299	4,555	441	385	168	768	531	95	379	36	820	877	438	14
4,605	5,412	8,816	3,206	10,292	10,087	1,134	1,246	503	1,753	814	206	1,231	71	1,859	2,118	925	15
2,512	3,182	5,219	1,655	8,840	7,846	1,260	1,396	567	1,894	517	217	1,273	61	1,506	2,076	812	16
1,114	1,440	2,080	619	7,252	5,086	1,363	1,865	661	2,042	475	127	1,388	88	1,308	2,198	835	17
223	259	343	138	2,456	1,396	730	1,406	304	1,056	197	62	686	78	602	1,217	533	18
50	43	54	28	575	283	264	489	115	349	72	45	193	38	251	496	271	19
20	12	11	10	166	85	71	169	30	156	18	28	61	28	109	141	140	20
4	2	4	1	21	22	15	46	9	30	12	11	13	13	31	24	53	21
2	1	1	------	6	3	2	5	------	5	1	4	1	3	8	2	31	22
12	14	18	36	915	595	756	80	60	346	320	19	48	------	136	86	91	23
13	11	33	83	944	593	648	129	83	325	316	31	68	3	115	96	117	24
4	4	97	155	1,317	773	1,056	260	136	497	254	27	105	4	152	176	138	25
25	15	167	408	3,036	1,603	2,298	685	250	1,106	321	47	257	5	406	381	317	26
16	6	136	566	3,947	1,690	3,036	998	286	1,249	361	25	288	3	516	457	366	27
11	2	160	848	6,396	2,516	4,526	1,671	389	2,047	508	22	389	7	1,188	860	588	28
6	5	186	621	5,017	2,321	3,717	1,764	294	1,753	420	8	252	7	1,633	946	690	29
2	1	233	479	2,492	1,869	2,050	1,163	143	956	240	4	137	3	1,603	785	544	30
1	------	304	459	1,248	1,785	995	737	87	492	131	7	63	2	1,503	644	581	31
------	------	158	327	300	1,041	245	255	22	140	65	5	21	2	926	408	513	32
------	------	37	93	28	290	47	50	3	22	6	------	1	------	264	126	366	33
14,082	11,650	7,725	6,302	4,267	26,899	------	------	------	------	37	66	------	------	------	------	33	34
24,748	23,401	16,495	12,337	6,848	34,205	------	------	------	------	80	73	------	------	------	------	40	35
43,280	49,750	31,268	23,980	12,003	52,794	------	------	------	------	146	121	------	------	------	------	65	36
69,527	91,246	56,746	40,811	20,556	85,246	------	------	------	------	297	273	------	------	------	------	194	37
36,362	53,416	32,817	21,024	16,232	61,917	------	------	------	------	398	242	------	------	------	------	254	38
15,649	24,673	17,895	8,830	15,176	52,388	------	------	------	------	698	435	------	------	------	------	505	39
2,413	4,007	4,245	1,356	7,623	23,541	------	------	------	------	550	444	------	------	------	------	556	40
471	638	864	277	2,497	7,953	------	------	------	------	304	325	------	------	------	------	432	41
222	235	397	111	908	3,021	------	------	------	------	218	361	------	------	------	------	412	42
58	125	169	55	179	1,026	------	------	------	------	113	275	------	------	------	------	293	43
23	58	80	40	15	268	------	------	------	------	32	132	------	------	------	------	187	44
206	57	70	195	225	360	247	174	68	295	422	19	145	23	244	155	353	45
324	92	67	324	309	309	200	229	86	436	426	29	178	49	221	152	330	46
446	122	80	587	262	413	250	289	108	611	479	52	271	52	235	233	526	47
718	237	189	1,308	521	698	410	588	246	1,270	742	102	610	88	482	383	970	48
442	171	126	1,147	490	564	454	996	324	1,530	628	101	704	78	393	373	1,046	49
297	144	131	1,099	597	483	744	2,005	539	2,473	640	104	910	111	569	511	1,465	50
144	55	61	474	301	260	753	2,468	535	2,734	539	80	700	92	554	460	1,321	51
45	21	18	210	148	127	567	1,838	464	2,222	271	52	317	58	426	301	991	52
21	9	13	117	72	75	360	1,319	333	1,475	115	45	145	46	369	229	840	53
13	3	2	105	26	26	104	509	106	532	27	33	23	37	185	107	670	54
4	------	------	133	7	11	13	112	10	126	2	17	2	8	72	44	432	55
124	92	169	118	29	539	9	17	------	71	34	148	25	1	244	239	5,072	56
78	45	194	319	40	157	10	22	------	74	29	36	53	------	332	290	2,630	57
53	60	353	737	71	324	18	50	------	101	41	24	62	2	477	429	2,311	58
188	86	720	1,695	151	347	38	133	1	271	52	35	162	2	1,130	919	5,813	59
161	58	671	1,195	119	402	27	164	------	295	72	42	300	4	1,186	969	5,978	60
179	51	600	720	126	405	26	227	1	366	73	56	215	2	1,531	1,248	8,395	61
63	34	391	227	60	255	32	248	3	299	51	35	152	2	1,583	983	7,347	62
32	14	113	43	21	121	17	157	------	163	28	43	82	1	1,209	563	5,046	63
21	5	54	18	6	67	12	123	------	91	21	33	27	1	1,060	388	4,065	64
12	5	16	10	3	45	5	100	------	39	16	20	9	------	709	202	2,818	65
6	2	10	3	2	17	3	37	------	9	11	15	3	------	307	77	1,516	66

STATE TABLE VI.—TYPE OF FARM, BY SPECIFIED VALUE OF FARM PRODUCTS SOLD,

[This table is presented in two sections, the first

	Type, by value of products (See definitions in Introduction)	United States	Geographic Divisions									New England Division	
			New England	Middle Atlantic	East North Central	West North Central	South Atlantic	East South Central	West South Central	Mountain	Pacific	Maine	New Hampshire
	Truck farms	*Number*	*Number*	*Number*	*Number*	*Number*	*Number*	*Number*	*Number*	*Number*	*Number*	*Number*	*Number*
1	Under $250	2,487	34	136	499	113	773	162	416	191	193	6	2
2	$250-$399	4,738	86	370	790	247	1,333	477	772	350	313	17	6
3	$400-$599	7,536	183	665	1,202	429	2,044	940	1,201	383	489	28	13
4	$600-$999	15,189	493	1,708	2,543	884	3,829	2,052	2,043	719	918	75	25
5	$1,000-$1,499	14,590	592	2,062	2,491	812	3,245	1,936	1,720	697	1,035	83	35
6	$1,500-$2,499	16,431	705	2,904	3,225	893	3,266	1,422	1,536	865	1,524	79	24
7	$2,500-$3,999	10,810	432	2,509	2,239	576	2,016	478	669	576	1,265	52	15
8	$4,000-$5,999	5,686	267	1,559	1,029	219	931	170	254	322	935	20	9
9	$6,000-$9,999	3,645	208	984	485	102	609	62	157	224	814	20	8
10	$10,000-$19,999	2,140	114	474	168	32	400	17	83	136	716	5	1
11	$20,000 and over	1,309	52	114	64	11	212	11	51	67	727		
	Dairy farms												
12	Under $250	1,267	42	148	579	247	41	19	107	54	30	11	3
13	$250-$399	6,836	335	616	2,703	1,392	190	425	333	311	531	91	56
14	$400-$599	18,671	965	1,926	7,227	4,036	547	1,006	836	768	1,360	250	122
15	$600-$999	65,066	3,662	8,287	25,609	13,349	1,702	3,052	2,638	2,466	4,301	1,021	458
16	$1,000-$1,499	98,957	5,637	15,274	40,852	19,623	2,430	3,388	3,145	3,141	5,467	1,414	622
17	$1,500-$2,499	173,854	10,043	31,623	76,416	32,138	4,105	3,908	3,697	4,060	7,864	1,808	1,183
18	$2,500-$3,999	139,880	9,321	32,364	56,208	23,489	4,195	2,295	2,592	2,764	6,651	1,125	975
19	$4,000-$5,999	61,668	5,404	17,484	19,238	8,388	2,902	1,162	1,657	1,280	4,093	596	507
20	$6,000-$9,999	27,583	3,091	8,173	5,533	2,696	2,191	792	1,274	745	3,087	289	294
21	$10,000-$19,999	8,857	1,066	1,967	787	633	1,063	241	714	330	1,956	72	97
22	$20,000 and over	2,198	236	393	110	97	278	87	175	90	712	9	15
	Animal-specialty farms												
23	Under $250	1,866	16	21	429	738	225	66	253	71	47	9	1
24	$250-$399	5,679	54	80	1,103	1,994	552	956	478	294	168	22	12
25	$400-$599	12,390	115	187	2,668	4,753	1,083	1,796	993	546	249	53	11
26	$600-$999	37,951	378	527	8,494	16,791	3,031	4,338	2,377	1,350	665	141	55
27	$1,000-$1,499	61,022	350	711	14,521	31,502	3,579	4,956	2,821	1,841	741	122	58
28	$1,500-$2,499	120,011	472	882	26,058	71,904	4,994	5,776	3,542	3,243	1,050	142	68
29	$2,500-$3,999	115,895	294	665	26,938	76,058	2,505	3,328	2,315	2,881	911	73	33
30	$4,000-$5,999	65,597	165	523	14,563	43,950	1,328	1,557	1,246	1,767	558	62	14
31	$6,000-$9,999	36,864	129	373	7,739	24,397	863	899	761	1,318	385	40	14
32	$10,000-$19,999	16,236	55	164	3,245	10,323	343	432	346	1,065	264	18	5
33	$20,000 and over	5,531	25	36	854	3,575	83	127	125	608	98	5	4
	Stock ranches												
34	Under $250	2,833		1		150	15	12	324	2,114	217		
35	$250-$399	1,884				161	29	15	358	1,115	205		
36	$400-$599	2,790		3	3	244	85	25	599	1,475	346		
37	$600-$999	6,125		4	2	757	288	91	1,543	2,776	654		
38	$1,000-$1,499	7,499		6	5	1,170	421	149	2,063	2,885	800		
39	$1,500-$2,499	11,891		4	4	2,377	550	212	3,050	4,483	1,211		
40	$2,500-$3,999	11,223		7	5	2,555	432	170	2,691	4,200	1,163		
41	$4,000-$5,999	8,152		3	9	1,719	267	115	1,842	3,256	961		
42	$6,000-$9,999	7,385			4	1,242	213	69	1,681	3,165	1,011		
43	$10,000-$19,999	6,306		2	5	875	133	52	1,507	2,726	1,006		
44	$20,000 and over	4,912			5	682	51	17	1,343	1,931	883		
	Poultry farms												
45	Under $250	4,827	71	464	1,495	1,307	354	384	350	136	266	18	5
46	$250-$399	9,723	326	928	2,793	2,747	807	483	670	271	698	86	61
47	$400-$599	16,858	578	1,654	4,782	4,864	1,401	644	1,202	431	1,302	131	87
48	$600-$999	34,993	1,583	4,415	9,126	8,839	3,074	873	2,513	1,069	3,501	357	226
49	$1,000-$1,499	31,224	1,933	4,823	7,367	6,392	2,904	545	1,940	1,108	4,114	421	295
50	$1,500-$2,499	32,112	2,275	5,609	6,509	5,001	3,076	593	1,787	1,278	5,985	476	392
51	$2,500-$3,999	19,601	1,578	4,243	3,094	1,997	1,774	286	684	905	5,040	327	259
52	$4,000-$5,999	9,807	832	2,395	1,097	531	805	106	232	431	3,378	154	143
53	$6,000-$9,999	5,084	532	1,294	402	180	421	59	92	210	1,894	71	95
54	$10,000-$19,999	1,781	225	401	93	54	138	12	22	78	758	23	42
55	$20,000 and over	506	69	97	41	22	36	3	8	15	215	9	16
	Self-sufficing farms												
56	Under $250	127,780	2,544	5,050	14,127	13,328	32,915	36,170	15,268	4,745	3,633	989	279
57	$250-$399	136,503	2,613	5,985	14,372	12,747	36,934	43,125	15,275	2,699	2,553	1,028	512
58	$400-$599	126,127	2,467	5,984	12,743	12,161	36,807	38,984	13,352	1,841	1,788	900	432
59	$600-$999	98,681	2,519	6,021	10,558	10,018	31,623	27,500	8,129	1,093	1,220	885	441
60	$1,000-$1,499	8,884	764	1,280	597	985	3,233	1,832	17	59	117	246	154
61	$1,500-$2,499	44	6	2		1	35						
	Abnormal farms												
62	Under $250	103,394	5,684	10,190	19,545	10,323	21,689	13,676	7,570	6,392	8,325	2,325	558
63	$250-$399	94,355	5,280	10,018	16,704	9,462	20,469	14,411	7,334	4,350	6,327	1,721	901
64	$400-$599	97,858	5,213	11,335	18,052	10,735	20,300	13,413	7,614	4,386	6,810	1,886	713
65	$600-$999	58,625	3,900	7,261	10,918	6,755	11,541	7,269	4,158	2,824	3,999	1,215	565
66	$1,000-$1,499	6,129	779	736	565	520	1,486	1,007	435	228	373	296	150
67	$1,500-$2,499	6,834	726	756	712	625	1,699	1,159	539	240	378	266	164
68	$2,500-$3,999	5,163	534	537	546	543	1,171	849	404	196	283	210	104
69	$4,000-$5,999	3,325	362	367	317	425	592	452	331	127	152	129	71
70	$6,000-$9,999	2,866	238	325	465	475	469	361	398	121	114	87	50
71	$10,000-$19,999	2,657	218	268	446	559	308	258	318	171	111	58	31
72	$20,000 and over	2,889	227	290	482	807	217	225	289	178	174	38	30

TRADED, OR USED BY OPERATOR'S FAMILY, 1929, BY DIVISIONS AND STATES—Continued

section beginning on p 54. See NOTE, bottom of p 8]

New England Division—Contd.				Middle Atlantic Division			East North Central Division					West North Central Division					
VERMONT	MASSACHUSETTS	RHODE ISLAND	CONNECTICUT	NEW YORK	NEW JERSEY	PENNSYLVANIA	OHIO	INDIANA	ILLINOIS	MICHIGAN	WISCONSIN	MINNESOTA	IOWA	MISSOURI	NORTH DAKOTA	SOUTH DAKOTA	
Number	Number	Number	Number	Number	Number	Number	Number	Number	Number	Number	Number	Number	Number	Number	Number	Number	
2	16	3	5	76	28	32	83	170	73	105	38	12	22	52	2	8	1
6	44	7	8	196	98	76	191	248	137	159	55	37	52	90		3	2
10	93	9	30	273	222	165	301	355	202	247	97	75	86	168	2	9	3
28	250	24	93	700	617	391	703	646	444	525	225	188	185	276	4	19	4
19	321	35	99	897	761	404	670	571	439	618	198	173	197	259	5	10	5
25	400	37	140	1,317	1,161	516	845	543	701	888	248	252	183	291	3	7	6
7	282	27	99	1,174	1,030	305	556	300	564	645	171	185	126	156	2	12	7
8	156	11	63	662	731	166	201	134	265	240	99	70	48	58	1	4	8
2	113	12	53	382	508	94	155	54	132	101	43	44	26	11		1	9
1	77	7	28	199	229	46	63	21	44	27	13	10	13	4		1	10
	46	2	4	52	51	11	22	8	16	9	9	2	6				11
17	1		10	91	2	55	143	147	76	205	8	8	27	138	14	17	12
113	49	5	21	348	14	254	518	466	242	778	699	577	130	391	43	45	13
336	134	38	85	986	32	908	1,259	1,086	612	2,098	2,172	1,936	312	994	115	126	14
1,244	569	67	303	4,168	139	3,980	4,129	3,008	2,225	6,830	9,417	7,180	1,072	2,954	322	327	15
2,031	969	80	531	7,874	285	7,115	5,657	3,226	3,118	9,301	19,156	11,971	1,682	3,201	443	439	16
3,896	1,741	226	1,189	17,713	757	13,153	8,955	4,646	5,814	12,349	44,652	21,568	3,642	3,482	583	651	17
3,837	1,706	250	1,428	19,612	1,134	11,618	5,943	2,771	5,551	6,471	35,472	15,763	3,530	1,851	363	456	18
1,934	1,248	216	993	10,992	1,048	5,444	2,209	1,042	3,105	1,966	10,976	5,015	1,537	698	181	247	19
842	368	182	616	4,989	877	2,307	757	420	1,295	546	2,515	1,195	549	231	96	102	20
151	378	86	282	1,138	367	462	178	85	209	113	207	167	110	126	26	24	21
24	119	38	56	195	114	84	33	12	16	22	27	21	12	30	4	1	22
	2		4	4		17	127	149	105	47	1	4	73	467	1	56	23
4	5	1	6	23	2	55	283	357	296	130	37	83	226	984	26	100	24
18	16	6	11	56	5	126	665	928	699	279	102	191	752	2,126	62	209	25
80	57	5	40	160	18	349	2,065	2,939	2,462	754	254	678	3,252	6,736	184	818	26
80	58	8	29	177	24	510	3,806	5,033	4,124	1,111	447	1,442	8,024	10,386	357	1,817	27
118	88	7	39	206	34	652	7,654	9,600	8,755	1,900	1,089	5,278	23,966	16,262	833	5,846	28
94	45	9	39	145	10	510	6,809	8,197	8,565	1,549	1,518	7,298	30,843	10,369	1,012	7,527	29
32	25	9	23	83	11	429	3,425	4,111	5,246	803	918	4,301	19,166	4,695	601	4,319	30
26	39	2	8	55	9	309	1,533	2,037	3,374	395	400	1,809	10,406	2,620	354	2,175	31
8	16	1	7	32	2	130	499	749	1,718	146	133	433	4,041	1,455	97	608	32
5	11			17	3	16	107	163	509	47	28	69	1,149	595	20	199	33
						1									3	77	34
															21	87	35
						3	2			1					23	185	36
						4	2								53	404	37
						6	2	2		1		1			86	661	38
						4	3	1					1		170	1,411	39
						7	8			2		3	1		197	1,455	40
						3	3		1	4	1				179	828	41
										3	3		1		136	454	42
						3	1		2	1	1				63	226	43
										4	1				16	80	44
3	21	8	16	171	37	256	372	392	423	250	58	74	172	760	3	28	45
24	91	19	45	810	100	518	755	695	862	356	125	177	378	1,508	2	58	46
32	185	42	101	554	242	858	1,253	1,187	1,608	549	185	272	684	2,670	20	78	47
85	498	97	321	1,430	859	2,326	2,517	2,049	2,266	1,165	429	509	1,136	4,861	39	127	48
74	690	94	388	1,832	756	2,435	3,174	1,888	2,034	1,197	371	452	786	3,431	19	105	49
98	767	85	457	2,123	991	2,490	2,033	1,327	1,292	1,444	418	440	700	2,413	34	63	50
66	559	66	301	1,602	962	1,679	1,074	564	434	797	225	254	383	776	11	27	51
40	232	26	187	937	594	864	436	191	128	260	92	105	123	156	4	8	52
18	180	16	152	490	375	429	174	68	47	73	40	80	50	54	2	2	53
6	94	9	51	163	134	104	37	15	5	30	6	9	14	10		1	54
	34	1	9	46	28	23	14	6	2	16	3	1	9	3			55
461	364	95	358	1,873	263	2,915	3,967	3,417	3,149	2,328	1,266	1,539	1,230	6,697	297	1,354	56
350	407	93	423	1,873	245	3,865	4,193	3,300	3,166	2,341	1,383	1,501	1,436	6,984	190	422	57
288	391	61	395	1,677	217	4,090	3,375	2,602	3,200	2,056	1,510	1,638	1,487	6,665	149	280	58
262	461	57	392	1,515	208	4,298	2,903	1,899	2,730	1,816	1,210	1,626	1,345	5,368	112	188	59
79	143	3	112	336	89	905	38	128	25	408	3		431	285			60
		3	3		2												61
1,387	799	124	591	4,441	412	5,337	5,842	4,428	3,801	4,435	3,054	2,196	1,248	4,029	200	382	62
869	1,006	87	696	3,693	416	5,904	5,069	3,773	2,523	3,388	1,952	1,734	1,443	3,683	212	304	63
878	1,111	96	739	4,131	557	6,547	5,331	3,980	2,760	3,711	2,340	1,947	1,786	4,020	272	314	64
389	872	86	573	2,800	392	4,069	2,112	2,434	1,748	2,156	1,468	1,291	1,252	2,326	148	241	65
70	122	14	127	449	47	240	143	109	73	131	109	154	73	162	16	24	66
83	134	10	70	409	56	291	181	146	98	178	109	161	82	195	8	33	67
68	91	7	54	350	39	248	201	116	87	148	94	89	101	174	9	28	68
56	63	11	33	163	36	168	136	123	77	116	63	61	71	127	4	28	69
29	51	4	17	131	34	160	132	94	95	82	62	52	121	121	4	24	70
34	52	8	35	116	40	112	123	89	80	63	91	57	122	119	7	26	71
35	72	11	41	143	37	111	132	100	115	47	88	45	179	143	10	36	72

STATE TABLE VI.—TYPE OF FARM, BY SPECIFIED VALUE OF FARM PRODUCTS SOLD,

[This table is presented in two sections, the first

	TYPE, BY VALUE OF PRODUCTS (See definitions in Introduction)	West North Central Division—Continued		South Atlantic Division									East South Central Division	
		NEBRASKA	KANSAS	DELAWARE	MARYLAND	DISTRICT OF COLUMBIA	VIRGINIA	WEST VIRGINIA	NORTH CAROLINA	SOUTH CAROLINA	GEORGIA	FLORIDA	KENTUCKY	TENNESSEE
		Number	Number	Number	Number	Number	Number	Number	Number	Number	Number	Number	Number	Number
	Truck farms													
1	Under $250	8	14	14	66		65	6	55	68	72	427	32	31
2	$250–$399	17	48	36	224	2	132	8	90	143	131	567	59	82
3	$400–$599	32	57	88	342	3	269	22	128	170	272	750	109	176
4	$600–$999	89	128	171	701	4	524	51	282	240	540	1,316	183	450
5	$1,000–$1,499	54	114	191	678	12	474	72	241	168	469	940	154	491
6	$1,500–$2,499	50	107	203	790	9	410	54	229	165	415	991	140	329
7	$2,500–$3,999	34	62	114	551	12	230	24	119	110	180	676	65	125
8	$4,000–$5,999	14	24	27	258	4	67	10	46	47	50	422	31	42
9	$6,000–$9,999	9	11	16	147	1	38	3	26	30	32	317	10	21
10	$10,000–$19,999	1	3	6	103	1	53	1	8	31	4	193	2	4
11	$20,000 and over	1	2	2	31		39		2	18	5	115	1	3
	Dairy farms													
12	Under $250	1	42		1		11		16	6	6	1	5	
13	$250–$399	76	130	3	14		55	37	33	16	27	5	220	120
14	$400–$599	148	405	2	45		111	124	102	48	93	22	496	284
15	$600–$999	372	1,122	21	202		325	398	277	132	287	60	1,220	1,038
16	$1,000–$1,499	436	1,361	58	391		415	566	364	168	396	72	1,262	1,199
17	$1,500–$2,499	580	1,632	155	1,198		594	720	556	183	572	127	1,333	1,436
18	$2,500–$3,999	455	1,071	206	1,750		540	475	414	194	482	144	750	880
19	$4,000–$5,999	246	464	132	1,211		477	244	288	114	319	117	332	482
20	$6,000–$9,999	138	285	70	639		501	166	276	124	243	172	211	266
21	$10,000–$19,999	73	107	16	168		270	78	150	60	158	163	61	102
22	$20,000 and over	10	19	3	33		58	14	49	17	35	69	9	19
	Animal-specialty farms													
23	Under $250	14	123		1		42	8	43	20	45	66	9	13
24	$250–$399	182	393	1	7		113	122	69	22	81	137	463	405
25	$400–$599	517	896	2	21		243	257	179	33	148	200	877	752
26	$600–$999	2,067	3,056	3	55		797	928	442	85	306	415	1,981	2,032
27	$1,000–$1,499	4,378	5,098	7	59		1,084	1,255	473	86	291	324	2,236	2,379
28	$1,500–$2,499	10,733	8,986	5	94		1,475	1,386	448	88	278	310	2,777	2,620
29	$2,500–$3,999	11,968	7,051	4	126		1,178	673	216	46	151	111	1,667	1,450
30	$4,000–$5,999	7,112	3,756	6	101		733	291	76	20	63	38	795	634
31	$6,000–$9,999	4,424	2,609	7	81		531	145	32	2	41	24	479	353
32	$10,000–$19,999	2,138	1,490	2	28		244	37	7	2	17	6	247	159
33	$20,000 and over	910	643		4		57	14			7	1	89	26
	Stock ranches													
34	Under $250	7	63				3	1			2	9		
35	$250–$399	16	37				3	10			2	14	2	4
36	$400–$599	52	35				3	50	3		2	27	12	6
37	$600–$999	173	128				17	189	10	1	11	70	27	4
38	$1,000–$1,499	242	180				50	253	15	6	20	77	71	7
39	$1,500–$2,499	429	357				82	334	24	6	22	81	100	14
40	$2,500–$3,999	512	387				81	275	34	8	12	27	83	9
41	$4,000–$5,999	382	330				72	148	20	2	2	23	52	5
42	$6,000–$9,999	310	341				51	119	13	3	5	22	35	3
43	$10,000–$19,999	251	335				39	72	7			15	21	1
44	$20,000 and over	220	366				17	22	1		1	10	5	
	Poultry farms													
45	Under $250	56	216	25	52		122	32	42	10	12	59	179	184
46	$250–$399	132	492	59	164	1	242	142	45	20	19	115	175	271
47	$400–$599	222	918	94	268	1	442	232	104	26	40	196	232	333
48	$600–$999	578	1,739	249	588	1	993	470	213	85	132	346	298	367
49	$1,000–$1,499	245	1,354	329	579	1	810	366	235	95	141	348	165	237
50	$1,500–$2,499	215	1,136	534	590	1	856	268	231	84	171	341	138	200
51	$2,500–$3,999	122	424	378	360		439	116	117	45	123	201	52	94
52	$4,000–$5,999	35	100	181	197		157	37	61	22	53	97	17	34
53	$6,000–$9,999	12	30	111	109		80	16	24	6	25	50	9	18
54	$10,000–$19,999	6	14	36	30		29	5	8	2	5	23	2	4
55	$20,000 and over	3	6	6	9		11	1		1	1	7		1
	Self-sufficing farms													
56	Under $250	584	1,627	111	912		8,804	3,923	9,255	3,267	4,142	2,411	17,264	12,071
57	$250–$399	638	1,576	103	941	2	11,153	6,821	9,899	1,957	4,016	2,042	21,141	14,772
58	$400–$599	606	1,336	138	827	1	11,934	9,143	8,938	1,297	3,197	1,332	18,223	14,684
59	$600–$999	534	945	204	826		11,937	10,059	6,330	457	1,407	403	13,856	10,457
60	$1,000–$1,499	171	98	88	241		231	2,673					22	1,808
61	$1,500–$2,499	1		32				3						
	Abnormal farms													
62	Under $250	506	1,702	191	1,212		6,309	2,789	4,343	2,930	2,119	1,795	5,513	4,780
63	$250–$399	538	1,548	143	1,348	3	6,407	3,771	4,199	1,233	2,071	1,294	6,068	4,849
64	$400–$599	657	1,759	127	1,282	4	6,180	4,788	3,884	909	1,966	1,160	5,211	4,681
65	$600–$999	403	1,094	114	747	4	3,799	2,737	2,047	441	1,079	573	2,787	2,565
66	$1,000–$1,499	37	54	15	85	1	441	222	351	103	232	36	326	329
67	$1,500–$2,499	66	80	12	91	1	473	281	393	119	267	42	314	409
68	$2,500–$3,999	67	77	9	79	3	335	178	247	101	195	26	260	308
69	$4,000–$5,999	69	70	4	44	3	185	78	105	41	111	21	136	151
70	$6,000–$9,999	76	77	6	28	3	151	74	83	28	76	20	127	121
71	$10,000–$19,999	127	101	4	28	2	127	43	36	13	37	13	82	94
72	$20,000 and over	215	179	5	21	3	72	32	25	11	32	16	107	62

TRADED, OR USED BY OPERATOR'S FAMILY, 1929, BY DIVISIONS AND STATES—Continued

section beginning on p 54. See NOTE, bottom of p 8]

East South Central Division—Continued		West South Central Division				Mountain Division								Pacific Division			
ALABAMA	MISSISSIPPI	ARKANSAS	LOUISIANA	OKLAHOMA	TEXAS	MONTANA	IDAHO	WYOMING	COLORADO	NEW MEXICO	ARIZONA	UTAH	NEVADA	WASHINGTON	OREGON	CALIFORNIA	
Number	Number	Number	Number	Number	Number	Number	Number	Number	Number	Number	Number	Number	Number	Number	Number	Number	
32	67	113	88	23	192	5	3	1	59	109	9	5		21	23	149	1
71	265	149	259	48	316	5	7	1	98	184	14	39	2	58	38	217	2
115	540	179	359	76	587	11	17	2	155	142	14	40	2	87	70	332	3
211	1,208	263	440	121	1,219	18	27	7	342	150	44	127	4	170	148	600	4
174	1,117	181	243	112	1,194	21	38	7	367	48	53	156	7	202	142	691	5
190	764	133	151	92	1,160	33	40	9	489	46	58	187	3	294	185	1,044	6
69	219	45	53	40	531	21	32	3	326	21	57	107	9	210	162	893	7
41	56	12	18	16	208	14	21	5	181	16	34	42	9	120	83	732	8
9	22	7	11	2	187	18	13		126	5	41	19	2	82	59	673	9
6	5	1	2	1	70	7	4	2	42	4	72	3	2	39	22	655	10
5	2		1		50		1		9	3	52		2	16	9	702	11
8	6	20	1	48	29	6		9	20			19		1	6	23	12
30	55	71	7	125	129	41	66	19	75	15	8	86	1	265	152	114	13
59	165	189	28	330	289	94	195	37	198	48	13	180	5	710	368	282	14
179	615	581	107	945	1,005	312	690	122	574	100	68	577	23	2,199	1,173	929	15
234	693	599	142	1,074	1,330	426	873	152	711	115	84	731	49	2,589	1,449	1,429	16
288	833	491	299	1,139	1,778	552	1,201	209	817	122	119	937	103	3,078	2,085	2,701	17
228	438	246	275	738	1,333	353	794	122	587	92	122	559	135	2,023	1,575	3,053	18
171	177	128	233	366	930	186	272	69	293	58	125	178	99	983	788	2,328	19
169	146	105	194	253	722	132	102	39	168	47	118	82	58	579	390	2,118	20
128	50	71	93	131	419	68	29	28	81	32	64	19	19	247	142	1,567	21
49	10	15	14	36	110	15	5	5	18	10	24	5	7	50	27	635	22
17	27	34	10	100	109	15	4	6	17	15	10	4		1	18	28	23
40	48	77	63	175	163	42	21	28	75	62	33	20	13	43	63	62	24
73	64	153	106	365	370	93	56	65	143	106	29	53	2	68	90	91	25
186	139	380	209	944	844	253	155	120	415	155	51	185	16	187	251	227	26
183	158	437	180	1,208	995	344	230	194	631	133	40	260	9	222	269	250	27
190	189	471	158	1,675	1,243	630	467	354	1,025	138	58	540	31	289	416	345	28
120	91	207	74	1,278	756	534	534	310	897	114	36	441	15	209	355	347	29
76	52	97	30	748	371	301	375	175	527	66	24	276	23	113	201	244	30
33	34	39	19	459	244	165	290	111	499	30	13	195	15	68	133	154	31
10	16	21	5	227	93	79	149	66	638	15	12	100	6	28	66	170	32
10	2	6	1	79	39	25	62	29	432	5	16	32	7	14	20	64	33
8	4		3	77	244	111	87	80	204	692	903	34	3	43	34	140	34
1	9	1	12	15	330	140	49	72	151	386	272	35	10	16	43	146	35
5	9	3	18	17	561	224	48	101	163	558	318	54	19	19	84	243	36
23	37	7	46	41	1,449	504	83	237	326	888	549	150	39	51	165	438	37
34	37	11	49	50	1,953	641	102	319	455	720	411	192	45	55	234	511	38
49	49	5	62	99	3,881	1,251	141	631	722	844	440	360	94	105	398	707	39
47	31	11	56	127	2,497	1,206	220	614	792	629	247	403	89	85	405	673	40
39	19	5	39	123	1,673	920	168	559	571	374	173	366	108	61	314	586	41
24	7	6	32	121	1,522	317	205	586	614	330	114	381	118	76	373	562	42
30	10	4	13	128	1,357	668	234	472	531	262	120	280	159	85	334	587	43
8	4	2	9	167	1,166	437	201	369	317	223	113	133	138	91	264	528	44
13	8	38	7	116	189	14	6	3	73	14	13	8	5	48	42	176	45
23	14	81	13	280	346	94	35	11	134	18	26	36	7	174	133	391	46
52	27	125	20	402	655	33	50	16	168	35	38	82	20	364	300	738	47
133	75	273	79	780	1,381	76	134	48	364	42	123	250	32	1,101	568	1,832	48
183	63	232	60	872	1,076	89	138	59	329	47	97	311	38	1,421	581	2,112	49
180	75	181	54	832	1,020	64	194	41	308	46	141	445	39	2,107	727	3,151	50
95	45	86	27	185	898	49	141	27	154	30	91	374	39	1,767	496	2,787	51
39	16	20	10	70	132	18	59	6	68	13	52	191	24	1,040	233	2,105	52
23	9	4	6	15	67	3	22	5	26	5	33	98	18	458	88	1,348	53
4	2			4	18	1	9		11	1	10	38	3	135	21	602	54
1	1		1	3	4				4	1	1	7	2	31	8	181	55
2,964	2,881	4,885	2,176	4,055	4,452	628	402	224	797	2,074	313	249	58	1,465	1,221	947	56
4,126	3,086	5,270	1,967	4,116	3,922	354	408	117	433	931	162	265	29	1,001	921	631	57
3,316	2,761	4,514	1,873	3,719	3,147	263	297	105	269	544	139	212	13	674	717	397	58
1,543	1,614	2,639	956	2,339	2,005	153	192	84	180	196	85	188	16	443	537	250	59
9			1	3	13	9	12	7	8	4	5	8	6	48	61	8	60
																	61
1,808	1,880	1,506	1,072	1,619	3,373	533	607	342	1,452	1,708	593	763	104	2,696	2,332	3,297	62
1,780	1,714	1,563	1,175	1,696	2,901	573	734	218	805	805	340	525	50	2,436	1,748	2,143	63
1,721	1,800	1,647	1,140	1,787	3,040	556	831	275	907	507	349	908	53	2,656	1,988	2,166	64
934	983	998	498	1,036	1,066	365	534	191	553	396	233	606	37	1,560	1,153	1,286	65
191	161	133	54	76	171	54	59	23	47	17	20	3	5	111	144	118	66
199	237	155	95	76	213	57	70	19	49	19	13	6	5	110	171	97	67
128	152	101	54	94	155	50	46	15	49	13	9	10	4	97	113	73	68
71	94	104	37	73	113	26	26	12	36	8	6	10	4	49	67	35	69
43	65	67	28	38	119	22	22	8	35	9	9	13	3	41	37	36	70
32	50	60	17	105	135	34	39	10	63	14	13	14	4	37	34	40	71
22	34	45	17	108	116	21	31	11	67	6	13	34	5	32	29	113	72

STATE TABLE VII.—TYPE OF FARM, BY TENURE OF

[See NOTE, bottom of p. 8. Croppers

	TYPE, BY TENURE OF OPERATOR (See definitions in Introduction)	UNITED STATES	GEOGRAPHIC DIVISIONS									NEW ENGLAND DIVISION	
			NEW ENGLAND	MIDDLE ATLANTIC	EAST NORTH CENTRAL	WEST NORTH CENTRAL	SOUTH ATLANTIC	EAST SOUTH CENTRAL	WEST SOUTH CENTRAL	MOUNTAIN	PACIFIC	MAINE	NEW HAMPSHIRE
	All types	Number	Number	Number	Number	Number	Number	Number	Number	Number	Number	Number	Number
1	Full owners	2,911,644	107,300	278,193	570,660	457,770	467,100	397,594	325,989	130,287	176,751	35,468	12,966
2	Part owners	656,760	6,804	20,902	123,232	203,345	72,830	67,754	84,408	48,611	28,864	1,280	789
3	Managers	55,889	2,936	6,053	8,633	7,471	8,964	2,888	5,506	3,590	9,848	503	355
	Tenants—												
4	Cash	489,210	5,338	20,875	62,846	121,600	78,799	96,914	62,319	15,712	24,807	1,329	620
5	Croppers	776,278					244,658	280,981	250,639				
6	Other	1,398,877	2,547	21,580	201,131	322,569	186,117	216,083	374,273	43,114	21,463	426	176
	General farms												
7	Full owners	608,451	15,433	63,499	162,591	117,187	84,366	77,993	52,790	19,715	14,877	7,051	1,956
8	Part owners	149,345	737	4,897	45,182	48,671	12,655	13,617	13,316	7,011	3,259	222	118
9	Managers	5,255	363	990	1,176	825	961	276	290	179	195	97	60
	Tenants—												
10	Cash	65,428	462	3,424	12,238	26,919	6,791	5,153	6,644	2,092	1,705	153	71
11	Croppers	19,241					6,948	8,325	3,967				
12	Other	196,544	182	8,125	54,784	72,121	13,248	17,227	24,624	5,010	1,273	52	18
	Cash-grain farms												
13	Full owners	115,582	28	1,938	19,795	55,514	2,823	2,273	12,682	14,842	5,687	15	
14	Part owners	102,528	1	141	12,860	59,145	480	494	9,546	14,851	5,310		
15	Managers	3,548	1	186	773	1,402	237	51	366	232	300		
	Tenants—												
16	Cash	24,819	1	190	4,104	16,438	324	282	1,346	1,348	786		
17	Croppers	6,706					918	1,804	3,984				
18	Other	201,543		1,158	46,883	113,870	2,202	2,085	18,519	11,691	5,635		
	Cotton farms												
19	Full owners	360,062			8	1,486	86,304	112,591	155,889	2,360	1,224		
20	Part owners	84,414			3	534	18,862	21,623	42,175	774	443		
21	Managers	3,354				13	878	891	1,323	110	139		
	Tenants—												
22	Cash	129,285			4	609	30,954	66,936	30,089	404	289		
23	Croppers	568,374					145,658	206,569	214,147				
24	Other	496,536			60	10,946	85,835	121,074	275,973	1,972	876		
	Crop-specialty farms												
25	Full owners	185,292	10,324	12,969	21,645	7,025	63,912	37,506	4,204	19,387	8,320	6,968	405
26	Part owners	41,132	797	1,466	5,053	2,481	12,545	8,823	1,483	6,015	2,839	395	22
27	Managers	3,369	292	380	299	173	467	201	327	574	656	123	21
	Tenants—												
28	Cash	21,214	498	1,064	1,600	1,434	9,457	2,167	908	2,499	1,592	346	20
29	Croppers	80,887					57,758	21,499	1,632				
30	Other	99,485	232	2,475	8,164	4,960	42,052	22,386	4,115	13,367	2,735	133	8
	Fruit farms												
31	Full owners	105,363	2,331	9,489	9,577	2,659	15,841	2,017	6,901	3,742	52,806	633	240
32	Part owners	9,899	123	770	1,271	534	989	262	724	492	4,734	24	10
33	Managers	16,000	154	511	506	107	3,043	221	388	265	4,805	18	15
	Tenants—												
34	Cash	4,459	44	283	255	190	627	93	972	219	1,776	8	8
35	Croppers	1,943					674	196	1,073				
36	Other	9,753	22	936	931	486	1,143	296	1,403	471	4,065	3	2
	Truck farms												
37	Full owners	44,650	2,333	9,574	8,698	2,285	9,230	3,101	3,660	2,489	2,280	329	109
38	Part owners	9,831	545	1,321	1,914	662	2,302	502	929	607	1,049	24	14
39	Managers	2,163	46	168	139	45	297	28	69	90	1,281	2	2
	Tenants—												
40	Cash	12,363	220	1,506	2,039	901	2,580	995	1,052	655	2,415	23	9
41	Croppers	5,097					1,767	2,280	1,050				
42	Other	10,457	72	1,006	1,915	425	2,482	822	2,142	689	904	7	4
	Dairy farms												
43	Full owners	398,426	32,578	87,574	157,233	57,421	13,054	10,668	3,890	9,530	21,480	5,977	3,591
44	Part owners	70,430	3,338	9,249	25,900	18,148	1,881	1,683	2,535	2,724	4,960	320	400
45	Managers	6,537	866	1,818	1,913	562	462	168	202	152	394	80	90
	Tenants—												
46	Cash	55,477	1,773	6,837	18,491	18,684	1,512	1,357	2,802	1,791	7,230	178	202
47	Croppers	1,791					602	778	411				
48	Other	72,176	1,267	12,777	31,785	16,273	2,133	1,822	2,328	1,803	1,888	41	49
	Animal-specialty farms:												
49	Full owners	230,835	1,756	3,119	53,654	122,726	13,218	16,743	8,209	8,128	8,282	619	220
50	Part owners	86,080	129	298	18,323	56,057	1,874	2,489	2,675	3,575	860	25	31
51	Managers	5,350	63	163	1,498	2,395	453	238	223	174	143	17	10
	Tenants—												
52	Cash	48,981	71	208	5,638	38,107	630	812	1,203	808	504	22	9
53	Croppers	1,897					579	889	429				
54	Other	105,599	34	381	29,439	66,699	1,122	3,060	2,518	2,299	347	5	5
	Stock ranches												
55	Full owners	35,556		17	26	3,613	1,907	662	8,797	16,399	4,135		
56	Part owners	21,320		8	5	5,415	270	129	3,108	9,779	2,606		
57	Managers	3,155		1	6	273	118	27	1,266	1,023	441		
	Tenants—												
58	Cash	6,470		1	1	1,204	70	55	2,549	1,665	925		
59	Croppers	314					42	10	262				
60	Other	4,185		3	4	1,427	87	55	1,019	1,240	350		
	Poultry farms:												
61	Full owners	131,464	9,050	23,508	27,980	21,140	12,135	2,936	6,542	4,715	22,458	1,918	1,493
62	Part owners	12,665	290	811	4,037	3,787	792	322	823	495	1,308	50	43
63	Managers	1,262	129	285	205	138	142	33	59	39	232	20	15
	Tenants—												
64	Cash	9,070	382	1,045	1,552	2,516	652	199	646	381	1,697	63	48
65	Croppers	682					224	224	224				
66	Other	11,374	151	674	3,020	4,353	845	367	1,206	302	455	22	22
	Self-sufficing farms:												
67	Full owners	324,432	10,415	21,518	38,016	29,674	94,626	86,011	27,901	8,314	7,957	3,858	1,689
68	Part owners	41,210	197	731	4,498	4,029	13,689	13,212	3,747	710	397	43	54
	Tenants—												
69	Cash	30,599	352	1,154	2,746	4,569	8,808	7,986	3,793	587	604	109	62
70	Croppers	28,720					8,231	13,979	3,510				
71	Other	76,058	149	919	7,137	10,968	16,193	26,423	13,090	826	353	39	16
	Abnormal and unclassified farms												
72	Full owners	371,531	22,052	44,988	71,437	37,040	69,484	45,095	29,524	20,666	30,245	8,100	3,263
73	Part owners	27,896	847	1,210	4,156	3,852	5,591	4,696	3,347	1,868	1,599	176	100
74	Managers	11,896	1,022	1,551	2,118	1,638	1,906	754	992	752	1,262	146	141
	Tenants—												
75	Cash	81,045	1,540	5,163	13,178	15,029	16,394	10,879	10,315	3,263	5,284	427	191
76	Croppers	65,626					21,289	24,417	19,950				
77	Other	114,867	438	3,126	17,059	20,541	18,975	20,467	27,336	4,444	2,481	124	52

FARM OPERATOR, 1930, BY DIVISIONS AND STATES

reported only for the Southern States]

New England Division—Con.				Middle Atlantic Division			East North Central Division					West North Central Division					
VERMONT	MASSACHUSETTS	RHODE ISLAND	CONNECTICUT	NEW YORK	NEW JERSEY	PENNSYLVANIA	OHIO	INDIANA	ILLINOIS	MICHIGAN	WISCONSIN	MINNESOTA	IOWA	MISSOURI	NORTH DAKOTA	SOUTH DAKOTA	
Number	*Number*	*Number*	*Number*	*Number*	*Number*	*Number*	*Number*	*Number*	*Number*	*Number*	*Number*	*Number*	*Number*	*Number*	*Number*	*Number*	
20,662	21,410	2,523	14,271	124,206	10,564	124,423	136,332	97,553	85,069	118,928	132,778	97,878	85,272	127,989	23,807	22,372	1
1,347	1,768	285	1,315	11,835	1,207	7,860	22,517	27,964	34,823	22,719	14,206	28,692	26,061	37,329	26,298	23,237	2
480	658	99	541	2,652	659	2,742	1,843	1,478	2,123	1,530	1,659	1,047	1,980	1,546	470	454	3
1,171	1,085	335	798	8,715	2,049	10,111	14,151	7,886	19,158	7,889	13,763	23,242	45,978	18,962	2,227	6,606	4
																	5
1,238	357	80	270	13,398	1,899	17,253	43,453	46,690	73,324	18,306	19,358	34,396	55,637	70,114	25,173	30,488	6
2,317	2,335	312	1,462	21,388	2,214	39,897	49,137	34,399	24,189	38,414	16,502	26,341	16,836	42,627	4,443	4,577	7
142	131	23	100	2,245	144	2,508	10,270	11,677	11,650	9,502	2,083	9,103	5,008	14,394	3,706	4,488	8
38	116	17	35	309	61	620	336	237	201	356	146	173	179	222	50	38	9
83	79	24	52	1,132	192	2,100	8,699	1,835	8,406	1,839	1,459	6,558	8,833	4,681	546	1,227	10
																	11
50	35	7	20	2,034	257	5,834	16,098	14,627	16,301	5,921	1,787	10,969	10,864	18,990	3,414	6,639	12
	13			299	72	1,567	4,375	4,351	9,528	1,233	308	4,493	7,239	3,386	14,946	4,489	13
	1			39	1	101	2,026	2,668	7,905	227	24	2,596	3,555	1,727	19,734	7,022	14
	1			15	9	162	135	176	429	27	6	87	355	129	277	90	15
	1			29	13	148	591	363	3,026	80	44	1,792	6,998	860	754	1,505	16
																	17
				67	12	1,079	6,385	8,400	31,587	438	73	7,140	15,986	7,648	19,146	12,762	18
									8					1,484			19
									3					532			20
														13			21
									4					607			22
																	23
									60					10,890			24
732	1,028	25	1,166	6,533	859	5,557	3,447	1,762	533	10,487	5,116	3,615	202	762	516	472	25
21	124	2	233	913	94	459	677	470	398	2,904	634	1,001	54	201	200	237	26
36	39	1	72	171	27	182	51	26	39	105	76	51	13	20	21	15	27
31	28	4	64	619	69	376	265	106	126	720	383	617	124	137	71	142	28
																	29
31	13	3	44	875	199	1,401	2,338	1,580	782	2,404	1,060	1,036	133	871	292	386	30
108	1,019	71	260	6,685	1,117	1,687	2,163	713	1,441	4,861	399	398	327	1,386		7	31
8	49	3	29	584	91	95	210	163	302	626	30	54	47	819			32
10	91	2	18	240	61	210	90	59	104	214	39	7	8	62			33
2	18	2	6	175	47	61	71	31	51	96	6	20	26	104		2	34
																	35
4	8	1	4	770	37	129	185	84	326	330	6	10	19	327			36
85	1,247	104	459	4,166	3,903	1,505	2,486	1,415	1,451	2,574	822	618	488	717	11	40	37
9	356	43	99	704	449	168	492	523	414	355	130	159	151	165	2	11	38
3	33	1	5	64	72	32	37	30	40	21	31	22	14	5			39
9	110	21	48	574	516	416	386	333	849	316	155	166	201	306	5	13	40
																	41
	52	5	4	435	495	85	539	759	263	296	58	78	91	172	1	5	42
11,620	6,396	780	4,315	60,774	3,153	33,647	19,439	9,879	9,225	27,364	91,326	38,308	5,563	7,941	894	799	43
984	802	170	662	6,081	268	2,900	3,298	2,758	3,453	6,308	10,083	10,873	1,713	2,489	622	655	44
266	248	35	147	1,006	162	651	261	147	264	317	924	283	98	89	17	12	45
573	341	174	305	3,552	554	2,701	2,552	927	4,120	2,021	8,871	7,932	2,539	1,362	203	318	46
																	47
982	96	34	75	6,664	632	5,481	4,226	3,592	5,201	4,659	14,097	8,005	2,696	2,405	454	651	48
412	392	34	179	732	86	3,301	14,224	16,138	15,701	4,524	3,067	9,929	42,670	80,375	1,252	7,106	49
24	26	7	16	87	3	208	3,779	6,573	6,312	1,148	511	3,717	14,364	11,353	1,248	7,283	50
7	19	1	9	30	6	127	309	415	543	152	79	177	919	555	45	142	51
10	13	3	14	53	10	145	1,606	925	3,255	237	615	3,185	22,116	3,510	182	1,804	52
																	53
7	6	3	8	56	3	329	7,075	10,267	10,342	1,100	655	4,568	21,829	10,902	825	7,399	54
						17	13	1	2	6	4	1	2		222	1,426	55
						8	2	1		2			1		566	3,096	56
						1	1	1	1	3					13	58	57
						1				1		2			60	524	58
																	59
						3				3	1	1			98	714	60
401	3,013	398	1,337	8,376	4,473	19,660	8,780	6,166	6,141	5,231	1,652	1,734	2,964	10,845	76	306	61
12	100	12	63	308	70	343	798	870	1,827	436	116	200	341	2,257	15	45	62
5	53	3	33	105	63	117	61	36	46	44	18	22	31	52	1	1	63
24	144	31	72	356	197	492	439	285	481	196	101	291	414	1,000	19	67	64
																	65
7	47	19	34	229	75	370	711	723	1,306	230	50	146	485	2,485	23	76	66
1,332	1,637	308	1,600	6,481	925	14,113	11,169	7,830	7,016	7,421	4,580	4,801	3,618	14,669	453	1,628	67
27	39	7	30	192	20	519	972	1,215	1,574	543	194	396	295	2,568	58	121	68
73	63	19	27	335	50	769	789	414	730	472	341	566	920	1,865	108	180	69
																	70
37	37	6	24	218	26	673	1,546	1,872	2,050	513	256	551	996	6,897	134	315	71
3,664	4,831	491	3,008	13,753	2,752	23,473	21,149	14,899	9,584	16,813	8,992	7,640	4,365	13,797	994	1,522	72
119	151	18	83	522	67	551	993	1,106	985	678	394	608	532	4,324	153	279	73
115	358	39	326	713	198	640	572	359	456	391	340	225	363	899	46	98	74
366	369	57	210	1,860	401	3,902	3,708	2,666	3,110	1,911	1,788	2,182	3,614	4,530	394	524	75
																	76
130	73	12	57	1,060	160	1,906	4,350	4,736	4,306	2,402	1,315	1,892	2,538	8,534	791	1,532	77

STATE TABLE VII.—TYPE OF FARM, BY TENURE OF FARM

[See NOTE, bottom of p 8. Croppers

	TYPE, BY TENURE OF OPERATOR (See definitions in Introduction)	West North Central Division—Con		South Atlantic Division									East South Central Division	
		NEBRASKA	KANSAS	DELAWARE	MARYLAND	DIST OF COLUMBIA	VIRGINIA	WEST VIRGINIA	NORTH CAROLINA	SOUTH CAROLINA	GEORGIA	FLORIDA	KENTUCKY	TENNESSEE
	All types	*Number*	*Number*	*Number*	*Number*	*Number*	*Number*	*Number*	*Number*	*Number*	*Number*	*Number*	*Number*	*Number*
1	Full owners	43,301	57,151	5,816	28,333	53	104,956	60,581	115,765	45,515	70,596	35,485	135,215	109,853
2	Part owners	24,117	37,611	444	2,490	5	16,148	5,992	25,680	8,955	9,206	3,909	22,188	21,673
3	Managers	1,020	954	165	939	21	1,536	721	648	693	1,406	2,835	675	611
	Tenants—													
4	Cash	12,728	11,857	494	1,842	23	7,283	7,084	9,237	18,270	27,533	7,093	8,888	12,216
5	Croppers			225	1,646		17,253	1,834	69,091	48,039	100,854	4,816	30,250	50,304
6	Other	48,292	58,469	2,563	7,953	1	23,434	6,429	59,287	35,559	46,003	4,888	49,283	51,000
	General farms													
7	Full owners	8,259	14,104	1,571	7,630		24,240	13,070	17,933	5,025	9,487	5,410	31,734	28,150
8	Part owners	3,915	8,057	164	629		3,993	1,548	3,865	719	1,045	782	5,545	5,983
9	Managers	75	88	32	202		304	124	78	61	112	48	85	101
	Tenants—													
10	Cash	2,156	2,918	91	300		1,056	686	580	915	2,183	980	908	1,463
11	Croppers			49	255		1,691	251	1,417	306	2,324	855	2,143	4,089
12	Other	8,335	12,910	1,043	2,185		3,115	1,017	3,083	604	1,573	628	6,567	8,101
	Cash-grain farms													
13	Full owners	9,163	11,798	123	772		894	218	483	223	63	47	1,164	1,073
14	Part owners	8,220	16,291	6	87		178	31	146	23	3	6	202	282
15	Managers	218	246	15	125		57	9	14	10	5	2	32	16
	Tenants—													
16	Cash	3,198	1,331	15	53		62	32	15	81	49	17	78	191
17	Croppers			22	116		252	20	141	194	135	38	517	1,236
18	Other	22,565	28,123	234	972		425	148	259	95	45	24	728	1,822
	Cotton farms													
19	Full owners		2				1,282		22,839	24,889	35,531	1,963	40	13,157
20	Part owners		2				350		7,072	5,642	5,384	414	15	3,963
21	Managers						3		107	295	463	10	1	35
	Tenants—													
22	Cash		2				301		2,738	10,501	16,251	1,163	17	5,265
23	Croppers						738		22,857	40,718	80,068	1,257	380	23,176
24	Other		56				764		21,503	27,855	34,678	815	122	17,480
	Crop-specialty farms													
25	Full owners	968	490	219	2,550		13,742	872	32,676	5,440	6,532	1,881	26,593	9,544
26	Part owners	412	376	9	373		2,488	130	7,521	1,015	732	377	6,391	2,170
27	Managers	31	22	5	50		72	6	89	70	90	85	117	40
	Tenants—													
28	Cash	190	153	10	113		1,138	87	3,140	2,253	2,138	578	1,110	519
29	Croppers			15	615		8,554	90	36,968	3,758	7,197	569	13,896	6,618
30	Other	1,627	606	163	1,788		9,755	260	23,419	3,549	2,888	230	17,448	4,603
	Fruit farms													
31	Full owners	126	415	352	807		1,859	627	1,107	98	772	10,219	393	700
32	Part owners	19	95	31	78		192	61	213	16	99	299	47	112
33	Managers	12	18	31	78		279	164	62	23	299	2,107	19	33
	Tenants—													
34	Cash	14	25	8	21		56	31	29	7	93	382	10	12
35	Croppers			19	45		100	19	96	10	108	277	34	101
36	Other	27	103	120	108		230	60	148	14	116	347	61	170
	Truck farms													
37	Full owners	149	264	451	2,306	22	1,207	151	623	612	742	3,116	452	680
38	Part owners	53	121	59	465	6	476	26	187	133	177	773	93	175
39	Managers	3	1	8	81	2	22	2	9	28	25	120	4	13
	Tenants—													
40	Cash	80	130	31	241	18	171	48	83	221	461	1,306	83	94
41	Croppers			46	165		221	3	165	34	539	544	81	479
42	Other	24	54	272	633		204	21	159	112	226	855	73	313
	Dairy farms													
43	Full owners	1,086	2,830	372	3,627		2,341	2,091	1,751	669	1,555	643	3,944	3,677
44	Part owners	454	1,342	22	381		402	302	339	122	243	85	595	628
45	Managers	30	33	19	120		112	31	61	31	49	39	37	64
	Tenants—													
46	Cash	437	899	77	211		191	202	131	113	453	124	262	451
47	Croppers			11	184		106	45	56	40	155	5	241	328
48	Other	528	1,534	165	1,149		205	151	187	77	158	41	822	678
	Animal-specialty farms													
49	Full owners	17,654	13,740	25	402		4,797	4,126	1,505	273	944	1,146	8,481	7,053
50	Part owners	9,517	8,580	2	31		656	509	214	44	81	137	1,045	1,254
51	Managers	343	214	3	41		206	82	32	11	51	27	90	104
	Tenants—													
52	Cash	4,723	2,587	2	23		157	112	37	39	117	143	279	386
53	Croppers			1	12		191	91	67	11	123	83	322	506
54	Other	12,196	8,980	4	68		490	196	130	26	112	96	1,403	1,548
	Stock ranches													
55	Full owners	921	1,041				307	1,110	107	8	58	317	333	36
56	Part owners	929	823				52	177	11	6	4	20	21	4
57	Managers	106	96				19	78		3	5	13	8	
	Tenants—													
58	Cash	327	291				22	30		3	5	10	6	
59	Croppers						6	25	1		3	7	5	2
60	Other	311	308				12	53	8	1	5	8	25	11
	Poultry farms													
61	Full owners	999	4,216	1,631	2,553	3	3,459	1,364	841	271	527	1,486	969	1,163
62	Part owners	130	799	107	88		278	124	90	23	39	43	94	160
63	Managers	11	20	5	31		27	7	9	5	16	42	5	10
	Tenants—													
64	Cash	132	463	65	103	1	141	78	37	51	72	104	33	61
65	Croppers			16	27		65	29	25	17	27	18	53	156
66	Other	154	981	173	139	1	211	83	78	29	41	90	113	203
	Self-sufficing farms:													
67	Full owners	1,580	2,925	482	3,036	3	30,097	24,165	22,045	3,947	7,121	3,730	42,781	29,747
68	Part owners	149	452	17	185		5,147	2,267	4,201	603	714	535	6,263	5,413
	Tenants—													
69	Cash	283	652	38	184		1,622	2,826	875	1,157	1,320	786	3,169	1,685
70	Croppers			12	65		2,582	731	2,270	499	1,600	472	5,166	6,471
71	Other	522	1,553	127	277		4,701	2,613	5,031	772	2,007	665	13,127	10,606
	Abnormal and unclassified farms													
72	Full owners	2,396	5,326	590	4,650	25	20,731	12,787	13,855	4,060	7,264	5,822	18,331	14,883
73	Part owners	319	673	27	193		2,026	797	1,821	609	680	438	1,867	1,529
74	Managers	191	216	47	211	19	435	218	187	156	291	342	277	195
	Tenants—													
75	Cash	1,188	2,406	157	593	4	2,366	2,952	1,572	2,929	4,391	1,430	2,933	2,089
76	Croppers			84	162		2,747	530	5,028	3,302	3,555	901	7,412	7,140
77	Other	2,003	3,261	262	634		3,302	1,827	5,282	2,425	4,154	1,089	8,794	6,065

OPERATOR, 1930, BY DIVISIONS AND STATES—Continued

reported only for the Southern States]

East South Central Division—Con		West South Central Division				Mountain Division								Pacific Division			
Alabama	Mississippi	Arkansas	Louisiana	Oklahoma	Texas	Montana	Idaho	Wyoming	Colorado	New Mexico	Arizona	Utah	Nevada	Washington	Oregon	California	
Number	Number	Number	Number	Number	Number	Number	Number	Number	Number	Number	Number	Number	Number	Number	Number	Number	
75,144	77,382	72,597	46,893	53,547	152,852	20,101	24,194	7,896	26,929	19,930	9,727	19,046	2,464	49,702	36,674	90,375	1
15,228	8,565	16,412	6,266	24,067	37,663	15,252	6,318	4,299	11,497	4,810	1,567	4,562	306	7,886	7,847	13,131	2
608	999	634	735	823	3,314	514	608	296	838	834	548	230	227	1,238	842	7,783	3
48,707	27,108	14,961	12,886	17,598	16,874	3,078	3,125	1,125	4,200	1,528	1,115	1,285	256	5,721	5,206	12,880	4
65,134	135,293	75,034	49,428	21,055	105,122												5
52,579	63,221	63,606	45,237	86,676	179,664	5,550	7,434	2,395	16,492	4,802	1,216	2,036	189	6,857	4,584	10,522	6
7,704	10,315	14,583	5,528	13,394	19,285	2,813	4,654	1,848	4,023	2,105	736	3,702	334	5,263	6,577	8,037	7
1,205	883	3,217	512	5,874	3,718	1,450	1,110	629	1,973	594	111	1,101	43	862	1,680	717	8
42	45	58	36	88	108	30	40	12	44	8	11	25	9	63	65	67	9
1,858	924	969	739	3,493	1,443	442	477	194	530	168	63	181	37	537	779	389	10
1,112	982	884	438	1,005	1,550												11
1,208	1,351	4,078	1,056	12,680	6,810	886	947	310	1,971	430	58	391	17	396	661	216	12
26	10	489	1,382	6,178	4,633	6,095	2,206	708	2,236	1,480	141	952	24	2,327	1,904	1,456	13
8	2	214	609	6,015	2,708	8,106	2,094	558	2,722	652	22	391	5	2,598	1,422	1,200	14
1	2	28	62	99	177	81	51	8	59	13	4	16		80	68	152	15
12	1	65	79	811	391	435	438	101	233	97	11	35	3	294	298	194	16
18	33	210	377	1,634	1,763												17
25	10	523	1,626	10,961	5,409	4,657	2,008	406	3,682	700	17	215	4	3,143	1,273	1,219	18
50,828	48,556	34,518	23,888	14,664	82,819					1,027	1,333					1,224	19
11,378	6,272	9,487	3,482	6,513	22,693					281	493					443	20
224	631	285	172	146	720					28	82					139	21
39,652	22,002	10,299	7,994	6,341	5,455					128	276					289	22
88,143	124,870	66,646	43,079	14,136	90,286												23
46,615	56,857	47,466	35,508	44,514	147,425					1,409	563					876	24
383	436	346	1,816	836	1,206	2,103	5,459	1,226	4,795	2,626	357	2,379	442	2,074	1,726	4,520	25
215	47	70	662	359	392	609	1,852	473	1,993	615	96	829	48	546	392	1,401	26
13	81	17	219	29	62	69	157	42	148	35	36	26	61	77	108	471	27
448	90	68	382	253	205	334	718	168	778	157	40	258	51	483	279	830	28
818	167	96	917	208	411												29
243	91	160	1,703	1,172	1,080	986	2,941	935	5,982	858	112	513	40	570	443	1,722	30
630	294	1,981	2,967	327	1,626	146	851	5	1,297	293	357	780	13	7,760	4,662	40,384	31
85	18	361	70	71	222	21	125		177	29	15	124	1	742	762	3,230	32
105	64	79	27	4	278	6	108		38	6	93	14		462	202	4,141	33
57	14	95	788	34	55	13	55		67	42	9	33		253	233	1,200	34
41	20	167	770	53	103												35
38	32	507	462	159	275	11	148		200	59	13	39	1	651	448	2,905	36
481	1,488	458	893	198	2,111	96	112	33	1,106	580	176	377	19	650	454	2,176	37
131	108	108	119	88	649	11	29	6	300	46	46	151	8	155	153	741	38
6	5	8	15	2	49	2	1	1	13	1	70	1	1	117	13	1,151	39
192	626	112	329	135	476	29	49	4	284	48	98	136	7	313	258	1,844	40
65	1,655	151	117	57	755												41
48	388	256	152	111	1,633	15	12	3	491	53	58	50	7	64	64	776	42
351	2,194	1,659	952	2,068	4,211	1,120	2,703	477	1,764	363	427	2,224	382	8,924	5,194	7,362	43
220	242	322	116	921	1,176	435	493	151	688	113	104	710	40	1,531	1,291	2,138	44
31	36	11	29	46	115	16	30	8	50	5	19	19	5	98	54	242	45
312	332	235	222	934	1,411	325	422	98	471	89	145	179	61	1,671	1,039	4,520	46
44	165	49	27	109	326												47
83	359	249	47	1,098	934	279	489	78	567	69	49	241	31	499	572	917	48
589	630	1,317	689	3,058	3,145	1,193	1,509	773	2,265	563	236	1,490	106	839	1,226	1,227	49
132	58	343	39	1,686	707	758	419	393	1,370	158	35	433	10	194	314	352	50
30	14	17	14	90	102	21	36	15	68	8	11	9	6	25	43	75	51
95	83	71	49	704	379	171	141	91	264	46	26	60	9	106	168	230	52
37	22	43	16	193	173												53
55	54	231	43	1,527	717	337	245	186	1,332	64	14	115	5	88	181	128	54
136	157	38	243	290	2,227	2,466	964	1,571	2,410	2,594	2,009	1,812	553	305	1,387	2,443	55
69	28	7	32	363	2,701	2,310	356	1,916	1,576	1,694	437	371	109	254	862	1,490	56
12	7	3	29	97	1,137	181	65	147	304	149	108	76	97	43	82	316	57
36	13	3	25	127	2,394	551	73	231	324	321	72	60	33	41	201	683	58
2	1		6	15	341												59
6	13	7	10	70	933	411	46	175	322	148	39	69	30	45	116	189	60
550	264	763	294	1,834	3,721	266	628	161	1,238	172	506	1,555	190	7,773	2,480	13,205	61
61	7	95	6	328	399	51	56	16	141	26	32	154	17	391	396	621	62
9	9	7	7	12	33	1	4	2	8	1	13	6	4	38	9	185	63
77	28	49	20	247	330	35	82	18	141	16	53	84	12	335	211	1,151	64
15	10	33	5	60	136												65
34	17	103	15	433	655	18	43	18	101	26	22	61	9	99	95	362	66
6,923	6,860	9,853	4,214	5,319	8,515	967	1,017	435	1,208	3,233	877	752	199	3,174	2,862	1,921	67
1,009	637	1,490	318	1,103	836	111	71	33	131	263	38	71	2	131	180	96	68
2,253	879	936	809	1,294	754	143	128	31	139	71	43	33	5	209	355	140	69
1,221	1,131	1,154	853	841	933												70
1,534	1,255	3,665	1,048	3,875	2,502	185	100	48	314	183	46	65	5	127	150	76	71
5,453	6,436	6,502	4,098	5,431	13,353	2,816	2,988	1,169	4,592	2,894	1,573	3,022	313	10,633	8,203	11,430	72
719	681	843	301	776	1,467	390	208	134	435	338	138	218	22	492	495	612	73
130	158	136	136	210	833	107	110	61	205	80	108	86	44	235	198	529	74
3,715	3,142	2,069	1,450	3,235	3,831	601	552	194	969	345	278	256	38	1,479	1,485	2,230	75
3,618	6,947	5,612	3,093	3,704	5,541												76
2,604	2,916	5,431	2,567	5,076	11,343	785	450	234	1,630	804	225	277	39	675	631	1,175	77

STATE TABLE VIII.—SPECIFIED FARM EXPENDITURES,

[See NOTE.

	Item and type (See definitions in Introduction)	United States		Geographic Divisions							
				New England		Middle Atlantic		East North Central		West North Central	
		Farms reporting	Expenditures	Farms reporting	Expenditures	Farms reporting	Expenditure	Farms reporting	Expenditures	Farms reporting	Expenditures
	Feed	*Number*	*Dollars*	*Number*	*Dollars*	*Number*	*Dollars*	*Number*	*Dollars*	*Number*	*Dollars*
1	All types	3,283,400	919,189,626	104,673	67,416,362	293,504	154,688,628	642,422	146,849,753	678,626	214,675,483
2	General	671,883	104,626,990	15,931	6,206,041	68,057	19,205,912	158,319	27,179,380	172,655	24,568,207
3	Cash grain	198,963	27,423,741	17	6,823	1,817	370,795	41,780	4,571,298	107,449	14,129,950
4	Cotton	562,948	48,160,080					30	2,700	4,522	609,327
5	Crop-specialty	175,332	22,804,668	7,574	2,081,055	11,467	3,625,585	17,382	2,052,886	7,243	1,424,557
6	Fruit	81,774	17,346,362	1,779	604,141	9,295	2,659,261	8,805	1,682,131	2,710	447,815
7	Truck	50,948	11,149,170	2,599	987,138	10,836	3,391,010	9,284	1,586,015	2,858	474,315
8	Dairy	503,757	271,290,411	38,751	36,669,932	112,183	85,918,539	188,254	49,672,521	77,506	20,850,379
9	Animal-specialty	345,976	176,937,036	1,896	1,034,453	3,465	1,706,675	80,083	34,968,398	214,452	122,302,774
10	Stock-ranch	42,874	38,757,285			20	2,810	28	22,982	7,212	7,135,671
11	Poultry	142,578	117,491,659	9,605	12,434,802	24,623	25,924,974	30,308	12,793,902	24,577	7,006,474
12	Self-sufficing	242,997	16,761,596	8,889	1,425,290	18,125	2,231,308	30,187	2,410,761	26,019	2,016,751
13	Abnormal and unclassified	263,370	66,440,628	17,632	5,966,687	33,616	9,639,759	47,962	9,907,189	31,422	13,709,254
	Fertilizer										
14	All types	2,324,090	271,059,673	68,537	15,413,246	224,819	30,202,326	350,789	29,285,692	67,978	4,471,581
15	General	418,791	31,492,622	11,388	906,771	61,453	6,111,586	130,167	9,158,173	22,224	1,103,163
16	Cash-grain	39,871	4,785,414	19	7,165	2,606	333,302	22,148	2,572,281	4,820	492,742
17	Cotton	836,867	91,763,257							881	15,054
18	Crop-specialty	260,649	52,477,498	9,722	9,581,827	12,381	5,380,773	15,413	1,457,617	1,614	283,552
19	Fruit	68,934	24,746,109	1,862	328,485	9,167	1,668,449	6,833	824,063	847	70,269
20	Truck	57,221	19,378,505	2,896	1,090,137	12,063	5,265,609	9,494	1,569,043	1,468	184,590
21	Dairy	222,973	19,357,416	24,622	2,143,630	84,092	7,901,704	78,072	5,712,616	8,107	429,962
22	Animal specialty	101,242	9,869,639	978	71,310	2,727	332,030	51,780	5,660,004	21,731	1,573,771
23	Stock ranch	2,578	263,301			6	180	11	892	73	5,379
24	Poultry	45,470	2,381,858	3,734	190,652	12,891	926,143	12,422	691,356	2,833	104,974
25	Self-sufficing	150,292	3,555,015	4,289	111,865	10,278	270,462	9,144	204,912	1,658	29,089
26	Abnormal and unclassified	119,202	10,499,039	9,027	981,195	17,135	2,011,998	15,305	1,432,215	2,222	239,036
	Labor										
27	All types	2,631,601	955,420,313	73,836	49,839,145	197,968	94,687,576	448,362	139,476,146	603,904	178,678,087
28	General	494,892	86,112,305	10,668	3,522,032	47,182	11,750,335	120,694	19,268,673	131,038	23,045,165
29	Cash grain	297,308	111,474,717	17	8,306	2,029	738,312	52,151	18,627,015	166,810	54,830,326
30	Cotton	463,997	99,471,654					19	6,673	4,922	1,835,694
31	Crop-specialty	195,796	84,755,252	5,928	9,401,633	10,820	5,187,730	17,448	4,581,007	9,668	5,828,631
32	Fruit	106,774	112,531,576	2,028	2,424,976	9,088	8,286,354	8,715	6,071,309	2,487	1,253,930
33	Truck	49,579	53,733,184	2,247	2,731,309	9,174	9,195,496	8,477	5,169,540	2,305	1,103,074
34	Dairy	362,349	144,529,815	28,448	17,174,987	79,972	35,316,108	130,583	37,332,908	58,296	15,067,199
35	Animal specialty	311,699	107,890,810	1,430	723,753	2,081	1,342,054	69,158	24,752,163	158,435	61,518,358
36	Stock-ranch	43,799	50,578,410			22	5,639	28	23,902	7,888	5,204,006
37	Poultry	67,495	15,824,189	5,168	2,192,423	12,317	3,561,046	11,905	1,819,032	10,186	1,154,891
38	Self sufficing	97,231	4,090,987	4,008	177,982	7,047	358,538	8,146	374,906	7,565	841,388
39	Abnormal and unclassified	140,982	84,297,384	10,894	11,481,442	17,336	17,945,964	21,038	14,448,818	14,301	7,495,430

	Item and type (See definitions in Introduction)	New England Division—Continued								Middle Atlantic Division	
		Vermont		Massachusetts		Rhode Island		Connecticut		New York	
		Farms reporting	Expenditures	Farms reporting	Expenditures	Farms reporting	Expenditures	Farms reporting	Expenditures	Farms reporting	Expenditures
	Feed.	*Number*	*Dollars*	*Number*	*Dollars*	*Number*	*Dollars*	*Number*	*Dollars*	*Number*	*Dollars*
1	All types	21,900	11,546,995	21,634	20,671,133	2,892	3,047,274	15,038	13,030,308	131,917	77,399,938
2	General	2,501	827,725	2,374	1,204,992	253	177,756	1,507	780,793	22,316	5,869,427
3	Cash-grain			13	6,366					146	17,704
4	Cotton										
5	Crop-specialty	415	103,562	917	346,110	19	12,091	1,337	666,362	5,128	1,359,119
6	Fruit	90	22,156	683	272,273	63	21,671	245	104,728	6,601	1,808,449
7	Truck	80	11,520	1,437	598,466	145	52,876	517	197,347	4,523	1,277,641
8	Dairy	14,052	9,243,160	7,553	10,732,889	1,145	1,884,774	5,391	7,148,892	64,826	51,053,441
9	Animal-specialty	418	192,987	333	307,794	41	30,924	205	108,391	805	395,882
10	Stock-ranch										
11	Poultry	430	388,993	3,216	4,859,772	447	481,955	1,968	2,614,465	8,910	10,201,134
12	Self-sufficing	1,113	143,113	1,510	282,235	270	42,672	1,391	266,552	5,511	716,815
13	Abnormal and unclassified	2,801	613,779	3,598	2,060,236	409	262,555	2,477	1,142,976	13,161	4,092,336
	Fertilizer										
14	All types	11,945	681,259	14,289	3,014,621	1,890	336,196	9,500	3,653,387	90,500	11,805,537
15	General	1,427	68,345	1,766	195,775	271	32,947	1,049	120,549	17,772	1,533,588
16	Cash-grain			16	6,620					279	29,845
17	Cotton										
18	Crop-specialty	261	59,332	922	950,731	15	12,494	1,356	2,370,229	5,302	2,063,151
19	Fruit	86	21,414	848	143,473	61	18,893	264	73,574	6,304	830,437
20	Truck	79	10,056	1,633	661,761	163	63,482	562	264,825	5,230	1,991,318
21	Dairy	8,474	459,695	4,717	535,604	779	128,218	3,495	500,731	43,742	3,419,752
22	Animal-specialty	203	10,555	147	15,560	23	1,456	89	9,105	543	52,937
23	Stock ranch										
24	Poultry	152	5,035	1,210	70,322	199	11,359	696	42,851	3,947	240,653
25	Self-sufficing	368	5,404	760	25,693	139	4,426	677	19,233	1,931	43,717
26	Abnormal and unclassified	895	39,783	2,270	409,078	240	62,921	1,312	252,590	5,450	700,124
	Labor										
27	All types	15,364	5,495,428	15,247	17,288,318	1,885	2,276,788	9,696	11,755,717	90,455	48,421,486
28	General	1,638	499,242	1,661	1,067,940	230	128,665	951	435,776	15,039	4,172,151
29	Cash-grain			9	5,151					207	67,711
30	Cotton										
31	Crop-specialty	400	159,652	910	1,027,101	15	22,133	1,246	3,582,193	4,744	2,864,545
32	Fruit	96	187,344	933	1,393,454	57	55,334	231	347,892	6,474	4,922,816
33	Truck	74	31,862	1,308	1,940,331	115	97,204	894	457,631	4,011	3,903,814
34	Dairy	10,366	3,905,773	5,521	5,449,513	879	1,043,935	3,844	3,398,939	45,862	20,098,795
35	Animal-specialty	316	103,691	248	253,324	36	30,261	144	88,806	616	343,517
36	Stock-ranch										
37	Poultry	257	43,355	1,658	1,095,440	220	86,269	919	376,605	4,469	1,520,283
38	Self-sufficing	505	20,712	649	78,632	102	4,835	548	18,559	1,975	97,699
39	Abnormal and unclassified	1,712	483,797	2,350	5,026,433	231	788,632	1,429	3,061,317	7,068	7,520,155

1929, BY TYPE OF FARM, BY DIVISIONS AND STATES

bottom of p 8]

Geographic Divisions—Continued										New England Division				
SOUTH ATLANTIC		EAST SOUTH CENTRAL		WEST SOUTH CENTRAL		MOUNTAIN		PACIFIC		MAINE		NEW HAMPSHIRE		
Farms reporting	Expenditures	Farms reporting	Expenditures	Farms reporting	Expenditures	Farms reporting	Expenditures	Farms reporting	Expenditures	Farms reporting	Expenditures	Farms reporting	Expenditures	
Number	*Dollars*	*Number*	*Dollars*	*Number*	*Dollars*	*Number*	*Dollars*	*Number*	*Dollars*	*Number*	*Dollars*	*Number*	*Dollars*	
427,580	63,893,397	390,887	43,041,378	454,367	75,920,485	117,397	46,834,374	174,004	106,581,766	30,493	11,497,738	12,716	7,628,921	1
68,506	8,225,365	65,650	5,686,487	57,641	6,746,686	18,331	2,975,017	16,793	3,833,895	7,140	2,427,704	2,056	787,071	2
3,015	479,144	1,627	163,299	19,806	3,534,765	14,449	2,007,940	9,003	2,159,718	4	457			3
115,027	6,828,794	164,346	13,504,444	274,171	25,794,852	3,208	954,172	1,643	465,701					4
66,412	4,350,663	85,658	2,911,544	4,278	980,939	17,296	3,458,801	8,022	1,919,138	4,643	892,111	248	60,819	5
10,194	2,093,015	1,467	179,201	6,063	658,950	8,127	534,944	88,334	8,476,904	486	122,334	212	60,979	6
9,462	1,653,023	2,774	283,282	4,448	546,183	2,622	459,303	6,065	1,768,901	816	94,835	104	32,094	7
17,422	18,654,183	12,784	7,937,931	14,091	14,455,700	11,274	5,946,368	31,492	31,184,858	6,429	4,163,595	4,181	3,396,822	8
10,108	1,882,822	18,895	3,405,952	9,247	3,334,936	9,088	6,437,299	3,742	1,864,227	639	272,306	260	122,051	9
1,584	313,301	452	134,213	10,513	9,716,647	17,000	15,183,922	6,085	6,247,739					10
12,402	8,845,527	2,814	1,870,979	7,016	8,160,320	5,154	4,171,733	26,079	41,782,948	2,003	1,966,607	1,541	2,143,010	11
65,695	3,382,859	59,608	2,865,008	23,756	1,457,914	4,357	345,626	6,361	626,079	3,135	433,416	1,470	257,302	12
47,718	7,185,201	29,812	4,599,038	23,337	4,832,593	11,491	4,349,249	20,385	6,251,658	5,698	1,124,368	2,649	762,778	13
913,149	119,938,909	630,273	40,093,966	291,100	15,719,081	5,817	630,169	41,698	16,005,710	23,953	7,987,869	6,960	439,914	14
99,858	9,534,055	66,373	3,299,679	23,643	1,225,153	772	28,615	2,918	125,427	5,548	413,621	1,327	75,534	15
5,405	925,075	1,263	67,255	2,835	874,881	398	15,735	877	56,978	3	536			16
348,672	50,513,275	326,762	29,834,294	160,476	11,298,967	433	76,192	148	25,475					17
173,805	32,409,538	42,170	2,072,242	2,835	601,265	1,069	102,073	1,640	588,611	6,987	6,137,046	181	51,995	18
18,925	8,793,000	2,069	844,680	6,764	691,340	911	165,816	21,556	11,859,987	407	89,919	196	81,212	19
16,230	7,354,857	6,234	1,056,827	4,187	489,797	736	118,811	3,893	2,253,744	346	70,949	113	18,424	20
15,009	2,292,754	6,440	478,590	2,200	159,417	321	12,837	4,110	225,997	4,592	855,177	2,565	164,114	21
12,580	1,401,292	8,760	644,657	1,995	139,507	276	20,686	415	25,882	393	26,862	128	7,772	22
1,456	132,253	298	37,117	496	52,595	97	7,517	141	16,368					23
8,844	717,298	1,698	93,657	1,066	48,515	129	4,489	1,853	104,474	931	48,832	546	17,853	24
67,964	1,600,723	47,951	1,107,881	8,447	220,762	102	1,667	459	7,654	1,667	42,522	678	13,587	25
44,401	8,564,782	20,255	1,057,087	6,656	416,882	573	80,731	3,628	715,113	3,079	157,405	1,231	59,423	26
867,185	91,879,757	250,148	33,774,889	394,848	110,614,558	139,285	85,897,088	163,065	177,573,069	22,795	9,042,533	8,849	8,980,361	27
60,672	10,687,378	48,115	4,604,673	45,888	5,505,325	18,581	4,482,977	12,054	3,245,747	4,738	953,978	1,450	436,436	28
3,877	1,744,126	2,038	507,509	29,230	11,502,435	26,888	9,495,848	14,268	14,020,838	8	3,157			29
107,785	14,257,399	97,141	9,792,179	247,646	59,827,339	3,850	7,274,869	2,331	6,477,301					30
74,971	14,922,635	28,765	4,602,603	6,862	7,425,886	27,420	17,357,343	10,914	14,477,514	6,104	4,478,106	253	132,748	31
16,418	14,074,131	1,794	936,237	6,400	2,762,177	3,963	3,705,661	55,881	73,016,801	495	235,608	216	175,344	32
11,072	8,538,376	2,607	671,141	4,038	2,573,817	2,850	3,124,705	6,809	20,625,726	266	134,389	100	69,892	33
14,407	10,094,373	8,895	3,348,134	9,453	4,596,574	9,414	3,954,317	22,881	17,645,215	4,579	1,617,780	3,259	1,701,027	34
11,914	4,045,020	15,213	3,992,358	8,922	2,587,275	10,302	6,416,576	3,344	2,818,258	483	158,761	203	98,912	35
1,798	738,661	590	252,711	10,663	8,584,905	17,096	25,737,123	5,719	10,331,463					36
7,080	1,578,861	1,587	217,301	3,869	638,882	2,627	612,345	12,816	4,049,408	1,186	258,156	928	332,598	37
29,342	1,225,900	27,316	1,009,242	9,546	406,582	1,991	90,634	2,270	105,806	1,481	73,215	723	34,529	38
27,854	9,972,888	16,187	8,840,801	12,341	4,203,361	7,303	8,644,688	13,778	11,263,992	3,455	1,129,388	1,717	996,875	39

Middle Atlantic Division—Continued				East North Central Division										
NEW JERSEY		PENNSYLVANIA		OHIO		INDIANA		ILLINOIS		MICHIGAN		WISCONSIN		
Farms reporting	Expenditures	Farms reporting	Expenditures	Farms reporting	Expenditures	Farms reporting	Expenditures	Farms reporting	Expenditures	Farms reporting	Expenditures	Farms reporting	Expenditures	
Number	*Dollars*	*Number*	*Dollars*	*Number*	*Dollars*	*Number*	*Dollars*	*Number*	*Dollars*	*Number*	*Dollars*	*Number*	*Dollars*	
20,970	20,898,358	140,617	56,458,338	140,192	38,603,845	113,734	26,135,018	143,337	35,973,465	107,275	31,050,685	137,954	31,086,790	1
2,492	1,239,003	43,349	12,097,482	52,956	7,614,737	42,266	6,305,973	40,537	6,864,048	36,454	4,938,003	16,106	2,456,619	2
50	14,158	1,621	338,933	5,260	533,735	6,962	821,342	28,844	3,134,149	614	73,102	100	8,970	3
								30	2,790					4
1,019	432,334	5,320	1,834,132	3,044	389,034	1,841	211,374	1,192	159,696	7,587	778,625	3,718	513,657	5
1,010	356,172	1,684	504,640	1,806	332,005	677	137,748	1,545	302,962	4,497	852,814	280	56,582	6
4,539	1,611,590	1,774	501,779	2,489	447,194	1,641	209,247	2,070	397,832	2,322	396,971	762	132,771	7
4,583	3,618,626	42,774	26,636,472	24,819	9,638,345	12,551	3,461,133	17,972	5,628,631	30,690	7,155,828	102,222	23,788,584	8
95	69,715	2,565	1,243,078	19,213	6,159,698	24,534	10,247,656	27,616	15,491,991	4,844	1,605,660	3,876	1,463,393	9
		20	2,810	11	2,430	1	200	3	9,395	9	9,950	4	1,007	10
4,591	7,099,816	11,122	8,694,024	8,806	4,360,541	6,423	2,344,218	8,011	2,136,340	5,337	2,951,129	1,731	1,001,674	11
753	116,159	11,861	1,398,334	7,911	600,608	6,256	506,565	7,313	571,180	5,394	470,795	3,283	261,613	12
1,838	1,270,785	18,627	4,276,648	13,807	2,525,518	10,552	1,889,562	8,204	2,274,431	9,527	1,815,758	5,672	1,401,920	13
16,948	6,583,368	117,371	12,113,491	131,372	11,098,050	83,006	7,054,319	30,639	3,593,895	72,128	5,474,121	33,644	2,133,377	14
2,374	678,996	41,307	3,899,002	56,172	4,064,727	33,866	2,419,835	8,602	723,881	27,501	1,742,790	4,026	206,931	15
73	21,219	2,254	282,238	7,433	746,138	7,363	877,304	6,473	864,290	855	80,797	25	3,743	16
														17
1,143	1,058,378	5,936	1,659,344	3,977	363,655	1,653	154,938	208	28,693	7,747	679,937	1,828	230,394	18
1,189	518,995	1,674	319,017	1,616	173,137	564	73,503	976	190,245	3,461	340,648	216	46,550	19
5,044	2,878,533	1,809	395,848	2,767	453,829	1,711	191,829	1,634	281,149	2,722	519,730	660	122,506	20
3,600	757,210	36,750	3,724,742	21,705	2,008,375	8,455	662,786	4,466	422,441	19,178	1,309,753	24,268	1,309,259	21
47	6,048	2,137	273,045	20,294	2,196,735	20,343	2,219,529	5,861	749,954	3,975	386,550	1,307	107,736	22
		6	180	9	680					2	212			23
1,757	201,065	7,157	494,410	5,438	320,284	3,158	172,653	1,030	63,360	2,533	126,818	263	9,241	24
408	18,199	7,879	208,546	4,731	107,085	2,671	60,836	289	5,603	1,240	27,812	213	2,576	25
1,228	444,826	10,462	867,049	7,230	593,405	3,222	221,106	1,101	264,300	2,914	260,063	838	93,441	26
14,048	17,582,491	98,865	31,713,890	90,363	24,409,282	62,943	16,788,380	112,916	40,946,060	76,078	19,852,747	100,062	28,481,697	27
1,790	1,327,280	30,353	6,250,904	33,993	5,328,738	23,488	3,300,471	25,699	4,237,481	26,306	4,135,855	11,209	2,266,128	28
65	49,930	1,757	620,671	6,442	2,086,059	8,000	2,469,884	36,717	13,851,617	819	182,731	173	36,724	29
								19	6,873					30
1,030	1,101,491	3,056	2,221,694	2,622	569,978	1,333	369,611	1,066	364,766	8,239	1,885,802	4,188	1,390,850	31
976	1,541,307	1,638	1,822,331	1,628	1,011,523	583	574,153	1,613	1,450,236	4,523	2,539,572	373	495,825	32
3,772	4,212,182	1,391	1,079,530	2,271	1,661,570	1,443	665,980	1,992	1,323,215	2,063	1,067,251	708	451,224	33
3,691	4,423,562	30,419	10,883,751	14,865	4,237,034	7,680	1,967,165	12,923	4,806,815	20,441	4,749,194	74,674	21,572,710	34
63	43,922	2,303	954,615	16,794	5,570,064	19,317	4,683,836	24,756	10,337,882	4,577	1,657,093	2,714	1,408,268	35
		22	5,639	9	3,297	1	2,000	2	1,250	13	16,606	3	747	36
1,896	855,146	4,952	1,185,617	3,621	600,367	2,257	303,822	3,964	341,272	2,351	436,450	812	137,221	37
249	10,687	4,833	250,153	2,232	106,000	1,173	49,474	1,796	84,090	1,868	94,438	1,677	40,895	38
1,127	2,957,034	9,151	6,438,775	5,391	4,234,462	3,668	1,390,964	3,469	4,140,554	4,879	3,067,753	3,121	1,596,085	39

State Table VIII.—SPECIFIED FARM EXPENDITURES, 1929,

[See Note,

	ITEM AND TYPE (See definitions in Introduction)	West North Central Division									
		MINNESOTA		IOWA		MISSOURI		NORTH DAKOTA		SOUTH DAKOTA	
		Farms reporting	Expenditures	Farms reporting	Expenditures	Farms reporting	Expenditures	Farms reporting	Expenditures	Farms reporting	Expenditures
	Feed	*Number*	*Dollars*	*Number*	*Dollars*	*Number*	*Dollars*	*Number*	*Dollars*	*Number*	*Dollars*
1	All types	113,627	19,678,966	145,500	53,702,953	167,613	47,252,496	28,296	4,203,745	40,527	12,435,826
2	General	31,722	3,910,780	27,625	4,382,214	58,493	7,912,960	5,755	726,225	8,673	1,281,949
3	Cash-grain	6,471	695,295	18,047	2,307,172	5,560	617,829	17,318	2,154,427	9,546	1,413,629
4	Cotton					4,507	608,416				
5	Crop-specialty	2,886	412,170	254	40,243	814	124,722	438	56,162	428	74,502
6	Fruit	357	50,391	274	37,502	1,526	251,604			3	2,110
7	Truck	739	134,513	524	82,179	972	162,273	8	457	34	3,587
8	Dairy	45,852	8,290,676	9,336	2,882,957	12,251	5,162,965	1,272	324,995	1,493	445,698
9	Animal-specialty	14,401	3,977,277	78,829	40,036,142	43,807	25,109,617	2,040	607,574	15,660	7,455,521
10	Stock-ranch	4	1,367					462	164,542	2,996	1,141,461
11	Poultry	1,896	862,088	3,053	839,721	13,220	3,452,214	90	27,773	292	68,384
12	Self-sufficing	3,860	301,795	2,782	263,051	14,479	1,030,622	271	15,088	450	28,972
13	Abnormal and unclassified	5,439	1,042,614	4,776	2,831,772	11,984	2,819,274	642	126,502	952	520,013
	Fertilizer										
14	All types	9,402	714 055	15,767	1,171,393	35,762	2,030,492	579	51,858	319	21,459
15	General	2,339	128,348	2,720	157,423	15,033	679,489	118	7,155	57	2,797
16	Cash-grain	482	33,123	1,101	85,716	1,770	174,049	266	20,698	61	5,129
17	Cotton					380	15,048				
18	Crop-specialty	1,003	204,025	108	32,888	214	15,181	111	15,362	12	712
19	Fruit	72	2,817	47	4,398	632	49,970			2	119
20	Truck	460	52,773	254	35,591	600	78,640	2	45	7	217
21	Dairy	3,038	151,084	1,584	101,095	3,075	155,922	17	1,447	12	426
22	Animal-specialty	1,540	94,594	9,239	683,975	9,191	662,908	44	5,498	141	10,572
23	Stock ranch							2	471	10	363
24	Poultry	89	2,941	230	8,042	2,268	83,414	1	15		
25	Self-sufficing	60	842	72	1,180	1,443	25,337	1	5	1	3
26	Abnormal and unclassified	319	43,508	412	61,065	1,156	90,534	10	1,162	16	1,114
	Labor.										
27	All types	105,057	27,526,878	192,669	39,681,156	96,649	19,851,509	57,838	24,594,684	48,762	14,647,192
28	General	31,199	6,643,973	20,256	4,170,543	30,812	3,197,986	8,528	2,451,552	9,610	1,830,849
29	Cash-grain	10,921	3,130,854	21,163	7,045,631	5,648	1,450,117	42,800	18,974,763	15,656	4,326,566
30	Cotton					4,918	1,835,382				
31	Crop-specialty	3,597	1,433,732	288	168,235	852	283,942	881	627,718	694	390,192
32	Fruit	344	135,509	286	115,110	1,249	592,835			6	3,684
33	Truck	678	281,999	496	366,455	592	203,971	10	4,760	40	13,787
34	Dairy	36,777	8,590,401	6,972	2,101,851	6,964	1,769,031	1,433	509,814	1,301	416,760
35	Animal-specialty	16,524	5,449,499	68,690	23,843,387	32,399	8,213,917	2,841	1,393,078	17,015	5,741,259
36	Stock-ranch	3	625					689	431,389	3,589	1,604,721
37	Poultry	888	154,503	1,275	206,195	5,102	444,055	53	10,122	139	14,983
38	Self-sufficing	1,296	60 895	893	36,802	3,799	169,323	126	6,033	118	5,239
39	Abnormal and unclassified	2,830	1,644,888	2,350	1,626,947	4,314	1,690,950	477	185,455	594	299,152

	ITEM AND TYPE (See definitions in Introduction)	South Atlantic Division—Continued								East South Central Division	
		NORTH CAROLINA		SOUTH CAROLINA		GEORGIA		FLORIDA		KENTUCKY	
		Farms reporting	Expenditures	Farms reporting	Expenditures	Farms reporting	Expenditures	Farms reporting	Expenditures	Farms reporting	Expenditures
	Feed	*Number*	*Dollars*	*Number*	*Dollars*	*Number*	*Dollars*	*Number*	*Dollars*	*Number*	*Dollars*
1	All types	121,859	11,115,763	40,134	3,573,494	77,050	8,357,699	22,457	8,096,841	105,486	12,506,509
2	General	14,672	1,158,555	2,535	200,850	6,441	547,890	3,191	309,189	26,856	2,586,058
3	Cash-grain	325	17,808	73	5,275	47	2,515	18	1,286	724	84,780
4	Cotton	31,088	1,950,112	29,180	1,651,322	52,408	3,128,689	1,118	49,035	97	13,209
5	Crop-specialty	42,844	2,705,153	3,123	148,413	3,771	237,808	1,193	172,273	25,787	2,191,484
6	Fruit	665	63,733	47	5,046	567	108,442	5 235	1,201,803	311	38,152
7	Truck	560	60,530	286	33,584	718	65,937	3,207	594,140	474	67,807
8	Dairy	2,201	2,546,170	811	999,500	2,128	2,756,379	897	3,146,548	4,600	1,660,654
9	Animal-specialty	1,179	184,678	170	23,936	495	99,428	678	120,006	7,033	1,891 091
10	Stock-ranch	89	27,009	5	435	36	9,550	211	65,205	232	66,728
11	Poultry	847	524,190	257	181,463	568	502,072	1,574	1,498,091	835	260,440
12	Self-sufficing	17,609	697,619	1,882	78,751	5,133	202,373	2,096	120,477	27,093	1,387,164
13	Abnormal and unclassified	9,780	1,180,206	1,765	244,919	4,738	696,607	3,039	728,788	11,444	2,258,942
	Fertilizer										
14	All types	234,426	34,686,830	139,234	22,080,531	217,456	27,533,063	39,805	15,152,647	74,112	2,598,592
15	General	23,860	2,283,956	6,199	866,333	14,633	1,469,551	5,926	528,956	20,368	661,598
16	Cash grain	822	77,091	519	77,144	210	21 834	44	3,912	521	28,580
17	Cotton	72,296	12,081,891	105,106	16,877,460	163,655	20,646,376	4,338	463,112	9	201
18	Crop-specialty	98,977	17,913,870	15,450	2,945,167	17,698	3,155 474	2,972	1,741,734	25,810	950,642
19	Fruit	1,458	337,879	154	43,488	1,166	692,597	12,225	6,987,325	255	21,328
20	Truck	1,114	293,482	913	495,861	1,921	350,951	5,888	4,234,524	351	31,834
21	Dairy	2,113	275,124	832	173,263	1,794	234,780	325	57,335	2,104	115,651
22	Animal-specialty	1,562	178,256	353	54,522	1,074	168,288	811	92,081	4,400	316 626
23	Stock-ranch	93	7,052	16	7,570	51	5 042	193	31,985	111	9,076
24	Poultry	764	62,024	276	25,401	455	42,310	760	71,011	399	10,570
25	Self sufficing	20,440	498,216	4,518	114,960	7 608	170,102	2,409	52,810	15,426	289,701
26	Abnormal and unclassified	10,927	677,989	4,898	399,362	7,191	576,258	3,914	887,862	4,358	162,785
	Labor.										
27	All types	88,837	11,673,938	49,180	9,009,864	78,998	13,992,152	27,977	17,794,067	70,788	11,488,725
28	General	10,637	1,134,910	3,573	691,951	7,565	1,144,684	3,380	466,195	18,250	1,853 717
29	Cash-grain	283	66,030	209	51 921	85	19 856	31	9,583	834	292,694
30	Cotton	22,807	2,423,507	31,662	5,030,183	50,942	6,496,573	1 696	151,198	204	32,557
31	Crop specialty	38,685	4,547 878	8,331	1,508,530	9,806	1,646,853	2,141	2,325,883	20,998	3,382,781
32	Fruit	1,162	644,015	111	81,647	1,179	1,863,615	10,135	6,834 594	323	107 953
33	Truck	679	236,164	668	562,128	1,035	341,589	4,524	4,409,985	317	121,830
34	Dairy	1,644	1,100,655	694	520,778	1,604	972,230	679	1,084,872	2,974	851,601
35	Animal-specialty	1,184	237,185	266	70,507	809	283,634	763	225,360	7,341	2,243,886
36	Stock-ranch	106	37 621	15	8,740	39	10,857	196	100,986	297	147,677
37	Poultry	471	86 842	197	31 200	349	98,271	717	230,144	398	34,371
38	Self-sufficing	6,310	212,744	1,471	56,261	2,139	63,132	984	38,810	12,898	483,830
39	Abnormal and unclassified	5,309	946,297	1,083	389,018	3,446	1,050,858	2,731	1,846,457	5,959	1,875,828

BY TYPE OF FARM, BY DIVISIONS AND STATES—Continued

bottom of p 8)

West North Central Division—Continued				South Atlantic Division										
Nebraska		Kansas		Delaware		Maryland		Dist of Columbia		Virginia		West Virginia		
Farms reporting	Expenditures	Farms reporting	Expenditures	Farms reporting	Expenditures	Farms reporting	Expenditures	Farms reporting	Expenditures	Farms reporting	Expenditures	Farms reporting	Expenditures	
Number	*Dollars*	*Number*	*Dollars*	*Number*	*Dollars*	*Number*	*Dollars*	*Number*	*Dollars*	*Number*	*Dollars*	*Number*	*Dollars*	
79,355	49,286,136	103,708	35,115,361	7,417	3,684,889	32,070	10,613,261	84	117,030	81,507	12,640,444	44,942	5,693,976	1
14,194	2,462,188	26,193	3,891,891	2,465	773,644	9,132	2,093,244	-	-	19,519	1,971,075	10,551	1,060,909	2
21,516	2,873,999	28,991	4,067,608	267	82,946	1,411	277,053	-	-	670	72,446	204	19,815	3
		16	911							1,233	49,636			4
1,562	546,858	861	169,900	261	60,202	2,831	305,624	-	-	11,903	683,885	486	87,305	5
97	12,562	453	93,646	420	132,302	855	152,731	-	-	1,776	323,192	629	105,766	6
174	25,918	407	65,388	545	124,299	2,864	618,935	45	9,760	1,073	117,739	164	28,099	7
1,874	945,030	5,428	2,798,058	626	517,601	5,399	3,797,381	-	-	2,936	3,373,152	2,424	1,517,452	8
33,539	28,721,171	26,176	16,395,472	80	12,881	468	241,515	-	-	3,955	820,697	3,148	379,181	9
1,923	1,957,522	1,827	3,870,779							220	51,077	1,003	160,025	10
983	350,792	5,043	1,405,502	1,857	1,709,523	2,682	1,971,178	5	1,415	3,353	1,984,428	1,259	473,169	11
1,187	121,038	2,990	256,185	467	74,115	2,598	241,530	3	160	20,130	985,319	15,782	982,515	12
2,306	4,269,058	5,823	2,100,021	479	197,376	3,850	914,070	31	105,695	14,739	2,207,800	9,292	909,740	13
685	53,709	5,471	428,629	7,550	1,300,571	33,697	5,595,079	73	18,159	110,588	11,780,935	30,330	1,161,067	14
108	7,375	1,849	120,576	2,650	440,247	10,145	1,512,493	-	-	27,513	2,075,197	8,932	857,322	15
174	14,644	966	99,383	839	82,665	1,916	476,625	-	-	1,267	156,525	288	29,779	16
		1	6							3,277	444,436			17
83	6,847	83	8,537	859	122,824	4,759	792,295	-	-	32,993	5,708,105	597	30,069	18
15	1,702	79	11,263	519	141,859	937	170,671	-	-	1,807	307,148	659	112,033	19
22	1,459	123	15,865	704	134,088	3,535	1,018,687	42	5,796	1,979	810,685	134	10,783	20
14	589	367	19,399	599	129,913	5,286	961,810	-	-	2,608	376,784	1,452	83,745	21
198	15,568	1,378	100,656	83	6,781	509	112,184	-	-	5,272	641,315	2,966	147,865	22
7	532	54	4,013							290	37,256	813	43,348	23
3	29	242	10,533	1,560	171,504	1,933	174,795	-	-	2,461	148,071	635	22,182	24
10	188	71	1,539	440	26,486	2,050	57,059	-	-	20,995	470,409	9,504	210,681	25
51	4,781	258	36,852	347	44,204	2,627	248,460	31	12,363	10,126	605,004	4,340	113,280	26
76,806	95,356,051	96,193	97,090,617	5,285	3,518,058	25,464	19,865,994	70	316,842	68,451	18,774,106	38,933	6,011,736	27
11,548	2,115,908	19,085	2,634,354	1,966	635,666	7,638	2,727,515	-	-	18,030	3,004,155	7,883	882,302	28
27,989	7,306,986	42,633	12,595,409	284	139,318	1,698	995,576	-	-	1,016	352,842	271	109,000	29
		7	312							1,118	155,848			30
2,273	2,237,413	1,083	697,399	220	123,232	2,970	879,752	-	-	12,371	3,829,122	447	61,285	31
127	51,131	475	355,661	374	438,877	817	760,609	-	-	1,961	2,437,519	679	1,013,255	32
159	76,712	330	155,390	390	128,501	2,447	1,735,670	34	26,633	1,172	1,065,254	123	32,452	33
1,287	535,449	3,562	1,143,893	571	378,543	4,828	3,064,705	-	-	2,553	2,244,607	1,834	727,983	34
29,400	10,439,306	21,566	6,437,907	29	16,546	468	335,196	-	-	4,902	2,158,951	3,493	717,641	35
1,789	1,639,412	1,818	1,527,859							317	202,828	1,120	377,629	36
460	73,911	2,269	251,122	1,004	277,410	1,552	398,613	1	200	2,134	377,346	655	78,835	37
454	22,011	879	41,085	224	20,204	1,106	49,337	-	-	9,547	413,109	7,561	872,312	38
1,320	367,812	2,416	1,180,226	223	359,761	1,930	1,919,021	35	290,009	7,330	2,532,525	4,867	638,942	39

East South Central Division—Continued						West South Central Division								
Tennessee		Alabama		Mississippi		Arkansas		Louisiana		Oklahoma		Texas		
Farms reporting	Expenditures	Farms reporting	Expenditures	Farms reporting	Expenditures	Farms reporting	Expenditures	Farms reporting	Expenditures	Farms reporting	Expenditures	Farms reporting	Expenditures	
Number	*Dollars*	*Number*	*Dollars*	*Number*	*Dollars*	*Number*	*Dollars*	*Number*	*Dollars*	*Number*	*Dollars*	*Number*	*Dollars*	
104,476	10,809,961	88,111	8,228,595	99,814	11,496,363	110,676	12,406,538	59,055	7,871,850	93,234	17,138,034	191,402	37,804,065	1
25,735	2,024,052	6,191	538,129	6,868	638,248	15,113	1,510,611	3,650	383,713	21,287	2,725,573	17,591	2,126,789	2
884	77,274	14	901	5	344	693	151,021	2,630	746,511	12,099	1,639,611	4,384	997,622	3
21,763	1,399,828	68,766	3,897,460	78,720	8,200,947	73,314	6,877,558	40,853	3,068,760	35,004	3,864,697	125,000	11,983,837	4
3,752	619,131	829	66,638	290	34,291	363	50,301	1,499	637,629	1,062	106,963	1,354	186,046	5
552	56,809	332	49,298	222	84,942	2,120	243,297	2,335	188,167	340	34,636	1,218	192,850	6
903	85,798	526	66,684	871	62,993	597	55,400	644	79,450	297	32,313	2,910	379,020	7
4,673	2,653,661	1,210	2,098,394	2,301	1,520,222	2,123	1,492,671	1,210	1,793,248	4,079	2,819,926	6,679	8,349,855	8
6,039	1,244,041	415	157,566	408	113,254	1,145	226,092	438	76,888	4,710	1,938,290	2,954	1,093,666	9
17	2,765	122	38,501	81	26,219	31	18,075	173	86,820	694	1,568,985	9,615	8,042,767	10
1,098	408,553	630	481,800	261	220,186	857	356,230	208	154,430	2,200	722,285	3,751	1,927,375	11
23,631	1,100,116	5,040	221,036	3,844	156,692	8,755	517,955	2,787	144,999	6,116	395,335	6,098	399,625	12
10,429	1,139,953	3,996	612,118	3,943	583,025	5,565	907,325	2,578	511,235	5,346	1,259,420	9,848	2,124,613	13
98,794	4,110,066	208,058	21,822,959	151,309	11,555,349	73,686	4,606,637	66,541	5,298,630	4,440	359,511	76,433	5,631,303	14
24,295	908,891	11,129	962,131	10,581	747,059	10,847	445,670	4,887	323,255	1,369	57,623	6,540	398,605	15
676	31,841	54	4,537	12	2,297	97	6,889	1,839	281,827	228	20,879	171	65,286	16
25,111	1,452,280	177,428	19,024,609	124,214	9,357,204	53,080	3,652,951	47,075	3,288,701	1,629	88,199	58,693	4,239,116	17
13,635	637,719	2,225	428,195	500	55,686	219	20,683	1,750	468,973	158	23,070	708	88,539	18
671	44,353	847	210,293	296	68,701	1,592	138,420	4,590	493,587	57	2,805	525	56,528	19
1,212	122,640	810	242,167	3,861	660,286	683	52,716	631	85,897	79	4,569	2,594	346,615	20
2,089	122,878	826	119,384	1,422	120,677	787	39,843	575	53,687	142	11,739	696	54,148	21
3,271	300,231	678	88,352	411	39,418	556	26,746	378	25,673	230	19,530	831	67,559	22
11	871	102	16,295	74	10,875	9	1,401	120	13,006	7	518	360	37,671	23
602	19,384	502	51,181	195	12,522	343	12,446	103	5,852	78	2,127	542	28,090	24
19,191	374,620	3,046	281,046	5,288	162,514	3,453	81,032	2,393	57,363	258	5,193	2,318	77,174	25
6,080	194,453	5,412	381,739	4,455	318,110	1,990	97,840	2,000	130,811	205	16,259	2,461	171,972	26
71,184	8,861,068	80,365	7,072,800	47,811	6,552,966	68,036	9,697,117	35,919	13,081,388	90,608	22,945,141	302,287	65,680,912	27
20,407	1,901,470	4,945	452,690	4,513	366,866	9,638	796,263	2,876	424,978	18,364	2,478,436	15,010	1,806,628	28
1,173	308,070	22	5,022	9	1,723	997	928,242	2,851	2,187,276	16,199	3,922,762	9,183	4,464,155	29
14,088	1,296,983	46,902	3,900,552	36,947	4,562,052	44,423	5,623,478	19,453	2,253,402	30,404	10,734,474	144,366	41,215,985	30
6,404	550,595	1,014	272,478	349	96,749	349	116,976	3,518	6,083,690	1,489	572,964	1,506	652,256	31
889	266,042	653	340,851	230	160,491	2,010	864,737	2,528	518,579	320	92,606	1,542	1,286,256	32
643	150,903	460	226,897	1,187	171,511	353	75,889	672	241,142	249	81,629	2,734	2,175,157	33
3,623	1,152,251	961	854,994	1,337	459,283	1,236	372,245	649	604,383	2,772	1,071,696	4,596	2,548,250	34
6,937	1,469,726	543	180,815	892	97,931	1,064	165,605	360	73,099	4,633	1,507,479	2,845	821,092	35
25	5,738	180	65,111	108	34,188	33	10,860	175	133,775	862	612,647	2,798	7,628,823	36
651	67,176	337	71,871	156	43,883	428	51,092	101	24,963	1,166	164,868	2,164	397,940	37
10,958	409,808	2,090	68,653	1,380	46,957	3,158	124,456	1,111	47,289	2,603	122,097	2,674	112,790	38
4,686	531,440	2,269	602,936	2,308	480,597	2,297	477,454	1,435	459,843	2,745	853,464	5,574	2,352,580	39

STATE TABLE VIII.—SPECIFIED FARM EXPENDITURES, 1929, BY TYPE OF FARM, BY DIVISIONS AND STATES—Continued

[See NOTE, bottom of p 8]

	Item and type (See definitions in Introduction)	Mountain Division									
		Montana		Idaho		Wyoming		Colorado		New Mexico	
		Farms reporting	Expenditures	Farms reporting	Expenditures	Farms reporting	Expenditures	Farms reporting	Expenditures	Farms reporting	Expenditures
	Feed.	*Number*	*Dollars*	*Number*	*Dollars*	*Number*	*Dollars*	*Number*	*Dollars*	*Number*	*Dollars*
1	All types	20,692	6,871,984	22,051	7,040,244	7,995	5,136,287	31,212	13,829,325	12,476	3,816,339
2	General	3,014	431,058	4,344	814,075	1,209	176,788	4,929	741,599	1,383	183,842
3	Cash-grain	5,970	732,889	8,481	640,441	439	60,468	3,077	376,667	790	65,594
4	Cotton									1,491	535,390
5	Crop-specialty	1,604	285,624	4,393	753,088	1,267	264,696	6,219	1,574,104	1,751	211,698
6	Fruit	117	18,434	828	151,343	3	925	1,177	186,588	190	52,284
7	Truck	91	15,647	130	14,483	21	1,822	1,370	226,947	254	38,590
8	Dairy	1,553	358,791	3,080	1,071,251	516	280,921	2,593	1,599,300	489	582,320
9	Animal specialty	1,305	443,862	1,554	905,327	765	392,212	3,583	3,902,794	418	101,152
10	Stock-ranch	4,201	3,468,499	849	1,723,255	2,662	3,488,018	3,162	2,528,233	2,968	1,595,449
11	Poultry	308	161,821	670	440,592	167	80,020	1,373	882,150	191	142,072
12	Self-sufficing	642	55,278	788	72,927	246	18,500	893	73,394	1,009	55,635
13	Abnormal and unclassified	1,797	390,081	1,934	453,462	700	371,917	2,851	1,737,549	1,342	252,613
	Fertilizer										
14	All types	303	29,847	1,694	80,694	231	25,423	1,434	165,188	844	96,593
15	General	45	1,730	376	10,203	20	1,016	105	4,266	91	4,349
16	Cash-grain	36	2,421	306	9,851	7	374	23	1,602	9	570
17	Cotton									387	61,399
18	Crop specialty	71	11,393	235	13,090	195	19,405	307	20,615	126	14,499
19	Fruit	18	2,151	197	19,755			326	31,017	44	3,669
20	Truck	17	1,669	65	8,931	4	90	337	44,016	51	3,326
21	Dairy	18	821	186	5,223	4	50	37	1,336	31	2,745
22	Animal-specialty	27	2,590	102	3,835	26	1,829	72	8,247	18	985
23	Stock ranch	10	930	26	1,251	7	1,068	24	1,804	12	1,042
24	Poultry	6	254	35	838	1	22	32	1,127	14	443
25	Self-sufficing	8	153	43	571			11	105	33	710
26	Abnormal and unclassified	47	5,535	123	7,146	17	1,569	210	41,053	48	4,783
	Labor										
27	All types	27,421	18,371,283	25,475	19,708,235	8,481	8,605,019	35,016	21,549,844	12,483	6,556,568
28	General	2,956	703,229	4,468	1,127,288	1,104	258,752	4,805	1,150,088	1,507	241,838
29	Cash-grain	12,356	4,318,026	5,327	2,068,833	879	283,550	5,653	1,984,453	1,548	409 335
30	Cotton									1,808	1,967 003
31	Crop-specialty	2,607	1,794,310	7,565	4,264,647	1,825	1,404,392	9,808	7,362,550	2,202	606,239
32	Fruit	131	91,049	1,041	1,445,860	1	300	1,412	898,922	253	216 358
33	Truck	104	107,680	131	118,417	17	10,925	1,444	1,206,104	294	121,361
34	Dairy	1,325	671,555	2,383	565,521	397	199,547	2,093	961,487	334	265 619
35	Animal-specialty	1,640	727,610	1,781	994,573	898	507,985	3,843	3,193,505	449	140,113
36	Stock ranch	4,887	7,379,003	955	1,643,620	2,838	5,623,711	3,204	3,318,836	2,279	2,259 292
37	Poultry	146	23,171	356	70,624	67	11,862	702	128,307	127	30 617
38	Self sufficing	212	10,688	326	14,061	63	3,002	356	18,334	713	29,837
39	Abnormal and unclassified	1,057	544,982	1 142	362,791	392	300 903	1,896	1 326,868	909	268,954

	Item and type (See definitions in Introduction)	Mountain Division—Continued						Pacific Division					
		Arizona		Utah		Nevada		Washington		Oregon		California	
		Farms reporting	Expenditures	Farms reporting	Expenditures	Farms reporting	Expenditures	Farms reporting	Expenditures	Farms reporting	Expenditures	Farms reporting	Expenditures
	Feed	*Number*	*Dollars*	*Number*	*Dollars*	*Number*	*Dollars*	*Number*	*Dollars*	*Number*	*Dollars*	*Number*	*Dollars*
1	All types	6,885	3,471,950	13,929	4,937,875	2,187	1,730,370	51,493	25,297,333	38,519	13,166,800	84,046	68,117,633
2	General	533	104,246	2,637	442,395	262	81,314	5,775	1,340,189	7,597	1,541,925	3,421	951,781
3	Cash-grain	37	18,711	643	109,410	12	3,760	4,730	1,072,706	2,554	619,323	1,719	467,689
4	Cotton	1,517	418,782									1,643	465,701
5	Crop-specialty	284	63,763	1,531	254,946	247	50,882	1,909	283,390	1,567	200,885	4 546	1,329,863
6	Fruit	211	34,894	592	88,856	9	1,620	6,457	1,160,781	4,314	702,778	27,563	6,613,348
7	Truck	316	95,502	413	58,275	27	8,037	883	168,789	659	112,423	4,523	1,487,589
8	Dairy	591	731,294	2,068	534,727	384	277,764	11,725	6,915,349	7,238	3,452,612	12,529	20,816,897
9	Animal-specialty	181	172,403	1,105	477,263	102	42,266	904	346,223	1,348	484,308	1,490	1,033,696
10	Stock-ranch	1,369	508,924	1,173	946,425	616	925,119	495	840,476	2,024	2,448,589	3,566	2,958,404
11	Poultry	570	563,324	1,667	1,660,924	226	240,830	8,343	11,255,169	2,949	2,406,734	14,757	26,121,045
12	Self-sufficing	330	35,681	384	28,132	65	5,079	2,527	264,810	2,349	212,041	1,485	149,228
13	Abnormal and unclassified	946	723,926	1,716	336,802	205	82,899	7,681	1,644,451	5,920	884,912	6,784	3,722,295
	Fertilizer												
14	All types	524	176,021	646	48,846	41	5,530	9,610	1,194,379	8,168	669,810	23,355	14,141,521
15	General	34	3,097	92	3,461	9	493	769	37,998	1,772	53,209	372	34,120
16	Cash-grain	2	105	15	812			207	16,971	574	22,007	98	18,000
17	Cotton	66	14,793									143	25,475
18	Crop-specialty	20	4,801	112	7,795	3	475	296	30,883	441	43,547	903	514,181
19	Fruit	209	102,238	116	6,956	1	30	4,046	658,635	1,607	233,128	15,903	10,968,224
20	Truck	113	40,639	139	12,414	10	2,426	724	244,569	558	157,358	2,611	1,851,819
21	Dairy	9	420	32	1,877	4	365	1,466	68,795	1,465	54,103	1,179	103,069
22	Animal-specialty	5	1,500	25	1,900	1	100	70	4,492	262	12,570	83	5,820
23	Stock-ranch	4	197	11	973	3	252	7	447	76	6,306	58	9,615
24	Poultry	8	573	32	1,132	1	100	707	25,490	404	10,781	742	68,208
25	Self-sufficing	1	4	5	99	1	25	199	3,151	203	3,407	57	1,096
26	Abnormal and unclassified	53	7,654	67	11,727	8	1,264	1,119	102,948	801	73,296	1,708	532,509
	Labor												
27	All types	6,158	10,388,691	15,127	6,058,647	2,194	3,660,671	40,990	29,157,841	31,583	18,956,718	90,492	130,158,510
28	General	430	228,300	3,050	610,449	261	162,973	3,834	836,519	5,691	1,082,214	2,529	1,327 014
29	Cash-grain	51	47,364	1,051	340,967	23	13,330	7,033	6,322,987	3,832	2,647,450	3,403	5,050,451
30	Cotton	2,042	5,307,866									2,331	6,477,301
31	Crop-specialty	456	515,833	2,600	972,427	407	436,645	2,489	2,069,861	2,035	2,434,559	6,290	9,973,094
32	Fruit	364	673,285	756	376,373	3	3,615	8,424	11,655,845	5,167	4,153,780	42,290	57,208,176
33	Truck	335	1,293,281	492	224,755	83	69,302	918	1,217,866	708	590,974	5,183	18,816,886
34	Dairy	517	550,705	1,978	464,507	387	275,376	7,628	3,034,551	5,012	1,708,729	10,241	12,901 935
35	Animal-specialty	162	160,974	1,434	574,772	95	116,954	770	333,867	1,225	528,934	1,349	1,450,457
36	Stock-ranch	863	1,115,309	1,408	1,987,612	662	2,409,650	469	1,090,882	1,984	3,500,027	3,268	5,731,554
37	Poultry	273	74,338	846	237,892	105	35,534	4,264	949,685	1,586	301,910	6,966	2,797,813
38	Self-sufficing	111	4,699	197	9 562	13	451	903	36,230	864	41,285	503	28,291
39	Abnormal and unclassified	549	443,717	1 225	259 332	133	187,051	4,258	1,609,598	3,479	1 258 856	6,041	8,395,538

MONTANA

Counties, Principal Cities, Rivers, and Mountains

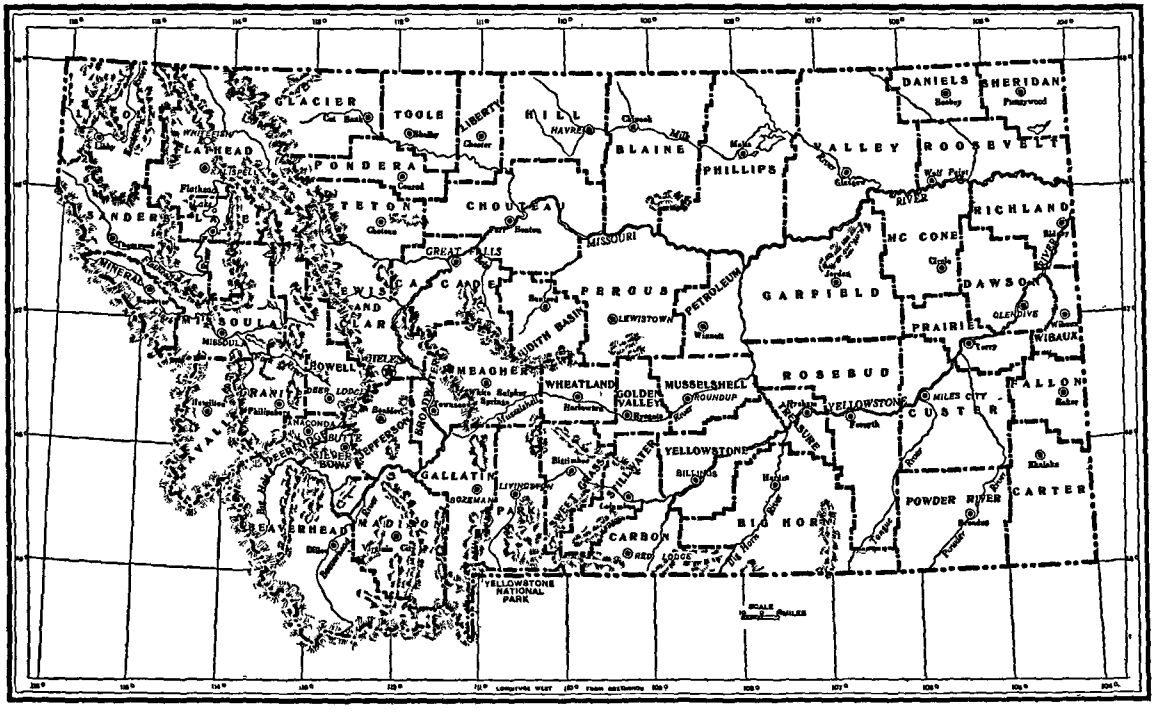

COUNTY TABLE I.—FARMS AND FARM ACREAGE, 1930 AND 1929, BY TYPE OF FARM

[See NOTE, bottom of p 8]

	ITEM AND TYPE OF FARM (See definitions in Introduction)	THE STATE	Beaverhead	Big Horn	Blaine	Broadwater	Carbon	Carter	Cascade	Chouteau	Custer
	FARMS, BY TYPE, 1930	*Number*	*Number*	*Number*	*Number*	*Number*	*Number*	*Number*	*Number*	*Number*	*Number*
1	All types	47,495	581	1,086	1,288	328	1,170	848	1,404	1,587	715
2	General	5,621	53	172	135	53	212	102	149	81	91
3	Cash-grain	19,374	4	263	583	81	256	121	518	1,185	179
4	Crop-specialty	4,101	116	284	127	36	323	25	72	10	98
5	Fruit	197				1	9				
6	Truck	153	1			2	17		12		7
7	Dairy	2,175	14	22	22	12	46	3	110	9	31
8	Animal-specialty	2,480	12	48	46	38	76	115	175	20	17
9	Stock-ranch	6,919	322	146	231	63	105	362	148	179	208
10	Poultry	371	2	2	5	4	7	4	40		2
11	Self-sufficing	1,405		68	61	3	19	40	39	17	11
12	Abnormal	2,589	36	38	27	7	34	46	111	32	31
13	*Institution or country estate*	42	1	1	2		1		1		1
14	Part-time	2,123	31	26	23	5	27	35	106	31	25
15	Boarding and lodging	80	2	2				1			
16	Forest-product	150		2		1	2	4			
17	Horse farm, feed lot, or livestock dealer	194	2	7	2	1	4	6	4	1	5
18	Unclassified	2,110	22	43	51	28	66	30	30	54	40
	FARM LAND, BY TYPE										
	All land in farms, 1930.	*Acres*	*Acres*	*Acres*	*Acres*	*Acres*	*Acres*	*Acres*	*Acres*	*Acres*	*Acres*
19	All types	44,659,152	1,109,177	1,863,366	1,229,085	384,763	463,506	1,099 347	1,261,151	1,841,095	1,366,565
20	General	2,695,316	20,032	88,685	85,592	32,178	55,971	70,970	59,394	70,300	61,854
21	Cash-grain	15,400,842	1,668	287,927	423,027	62,933	138,622	92,536	409,269	1,125,603	213,615
22	Crop-specialty	1,840,229	124,340	153,210	43,878	32,895	73,839	14,237	31,862	3,878	83,319
23	Fruit	16,692					785				
24	Truck	18,749					2,880		1,819		394
25	Dairy	722,824	9,129	8,078	12,893	3,389	10,269	1,310	49,815	3,189	14,657
26	Animal-specialty	1,528,526	5,196	18,041	29,098	20,311	40,375	85,667	121,410	13,734	11,097
27	Stock-ranch	20,361,760	912,875	1,260,656	576,030	199,783	116,018	776,042	554,908	583,994	931,079
28	Poultry	64,644			3,390	1,075	827	2,400	3,350		
29	Self-sufficing	315,374		12,828	14,587	905	4,764	17,043	7,323	5,935	2,802
30	Abnormal	702,642	16,349	13,171	5,632	439	4,808	23,206	11,760	10,896	21,654
31	Institution or country estate	51,896									
32	Part-time	439,820	16,349	9,854	5,632	439	4,089	17,882	10,754	10,896	7,435
33	Boarding and lodging	23,069									
34	Forest-product	28,132						920			
35	Horse farm, feed lot, or livestock dealer	159,705		3,317			719	4,404	1,006		14,219
36	Unclassified	991,554	19,588	20,770	34,963	10,855	14,348	15,836	10,241	23,566	26,094
	Average acres per farm, 1930										
37	All types	940	1,909	1,716	954	1,113	396	1,296	898	1,160	1,911
38	General	480	378	516	634	607	264	696	399	868	680
39	Cash-grain	795	417	1,095	726	777	541	765	790	950	1,193
40	Crop-specialty	449	1,081	539	345	914	229	569	443	388	850
41	Fruit	86					87				
42	Truck	130					169		152		56
43	Dairy	333	652	367	586	282	223	437	453	354	473
44	Animal-specialty	616	433	376	633	535	531	745	694	687	653
45	Stock-ranch	2,943	2,835	8,635	2,494	3,171	1,105	2,144	3,749	3,263	4,476
46	Poultry	180			678	269	118	600	84		
47	Self-sufficing	225		189	239	302	251	426	188	349	255
48	Abnormal	282	527	399	245	88	155	516	107	351	729
	Crop land harvested, 1929.										
49	All types	7,840,979	330,917	147,745	191,064	47,146	190,931	106,771	331,101	409,131	109,629
50	General	530,399	7,927	14,665	12,470	6,243	17,823	11,684	13,966	9,062	7,629
51	Cash-grain	4,895,484	805	74,100	118,568	13,975	39,621	23,037	134,876	352,116	46,337
52	Crop-specialty	462,842	41,475	27,042	14,355	5,125	31,590	2,609	8,692	654	10,402
53	Fruit	5,762					356				
54	Truck	7 572					1,211		285		89
55	Dairy	142,130	2,560	1,084	1,625	696	2,470	142	10,149	561	2,516
56	Animal-specialty	350,235	2,441	3,269	4,716	7,124	11,444	15,638	26,503	2,144	1,881
57	Stock-ranch	1,270,446	173,460	23,787	35,748	12,212	11,224	49,345	33,236	41,802	32,139
58	Poultry	9,748			355	18	217	220	605		
59	Self-sufficing	32,162		1,701	1,491	30	447	1,627	499	546	142
60	Abnormal	72,919	235	1,163	570	55	675	2,067	1,407	1,764	759
61	Institution or country estate	6,526									
62	Part-time	49,002	235	750	570	55	340	1,548	1,331	1,764	478
63	Boarding and lodging	1,451									
64	Forest-product	2,243						50			
65	Horse-farm, feed lot, or livestock dealer	13,697		413			235	460	76		261
66	Unclassified	61,290	1,314	934	1,171	1,668	3,954	402	883	483	735
	Plowable pasture, 1929										
67	All types	4,694,535	20,375	139,541	172,093	12,586	36,584	109,860	102,550	319,358	106,910
68	General	321,356	779	9,300	11,211	2,092	4,624	11,462	4,972	12,108	7,232
69	Cash-grain	2,049,091		56,620	85,387	3,461	6,036	12,468	43,175	214,120	26,958
70	Crop-specialty	153,511	3,708	10,069	7,709	499	6,046	2,426	3,646	383	5,322
71	Fruit	1,128					12				
72	Truck	2,087					244		297		88
73	Dairy	77,578		1,097	1,121	138	1,467	50	9,945	985	865
74	Animal-specialty	193,707	100	2,091	5,160	1,329	1,140	16,867	9,191	1,700	2,195
75	Stock-ranch	1,643,742	15,696	43,114	53,179	3,637	12,178	57,739	27,913	81,483	54,297
76	Poultry	6,455			1,400	560	10	1,015	284		
77	Self-sufficing	39,456		1,871	1,814	120	1,686	2,768	286	708	277
78	Abnormal	73,733	12	3,472	1,704	31	1,645	3,296	789	2,028	1,556
79	Unclassified	132,696	80	1,907	3,415	719	1,496	1,754	1,952	5,847	8,120
	Other pasture (excl. woodland), 1929										
80	All types	35,340,938	833,906	1,449,077	704,443	255,660	238,425	839,346	764,417	778,869	1,077,577
81	General	1,342,728	9,240	53,764	49,422	18,689	24,251	44,794	32,961	40,410	36,898
82	Cash-grain	4,942,033	627	105,783	134,749	22,758	63,857	53,060	134,252	305,939	116,226
83	Crop-specialty	958,536	74,018	94,128	16,013	23,966	28,356	6,894	15,149	2,311	63,889
84	Fruit	3,306					370				
85	Truck	5,606					938		981		182
86	Dairy	348,659	6,318	4,550	8,039	1,996	4,255	1,112	22,987	899	10,391
87	Animal-specialty	735,456	1,740	10,077	15,255	6,560	22,453	40,668	70,045	8,045	6,768
88	Stock-ranch	15,892,979	701,553	1,153,581	454,005	174,434	83,346	635,538	469,128	406,196	810,604
89	Poultry	31,316			699	117	497	1,042	1,175		
90	Self-sufficing	162,729		8,430	9,461	546	2,113	11,609	5,332	3,880	1,859
91	Abnormal	358,741	12,971	6,166	2,907	269	2,034	14,402	7,617	4,870	17,963
92	Unclassified	560,263	17,438	14,600	34,898	6,325	5,937	11,207	5,690	7,111	12,811

COUNTY TABLE I.—FARMS AND FARM ACREAGE,

[See NOTE.

	ITEM AND TYPE OF FARM (See definitions in Introduction)	Daniels	Dawson	Deer Lodge	Fallon	Fergus	Flathead	Gallatin	Garfield	Glacier	Golden Valley
	FARMS, BY TYPE, 1930	*Number*	*Number*	*Number*	*Number*	*Number*	*Number*	*Number*	*Number*	*Number*	*Number*
1	All types	906	1,018	142	650	2,073	1,349	1,338	1,077	456	387
2	General	23	134	12	46	239	292	247	94	18	47
3	Cash grain	793	661		438	1,139	243	433	294	126	148
4	Crop-specialty		10	26	2	43	105	177	49	113	4
5	Fruit						16				
6	Truck						9	24			
7	Dairy	2	20	19	8	70	113	116	4	6	7
8	Animal-specialty	11	55		32	152	62	108	48		11
9	Stock ranch	24	68	33	86	228	11	40	447	108	137
10	Poultry		1	13	4	5	22	19			
11	Self-sufficing		13	2	5	52	90	42	39	17	7
12	Abnormal	35	28	32	7	71	309	65	53	40	15
13	Institution or country estate		1	5		1	2	1		1	
14	Part-time	31	24	27	6	57	251	52	41	31	15
15	Boarding and lodging					1	6	3		4	
16	Forest-product		1			2	46	1		1	
17	Horse farm, feed lot, or livestock dealer	4	2		1	10	4	8	12	3	
18	Unclassified	13	28	5	22	69	77	66	79	27	11
	FARM LAND, BY TYPE										
	All land in farms, 1930	*Acres*	*Acres*	*Acres*	*Acres*	*Acres*	*Acres*	*Acres*	*Acres*	*Acres*	*Acres*
19	All types	844,822	1,061,212	123,649	741,398	1,675,897	262,358	732,637	1,179,346	1,131,108	511,689
20	General	16,385	126,410	2,178	30,051	133,127	48,717	82,792	67,733	7,910	27,763
21	Cash-grain	550,696	587,959		422,366	851,582	62,253	262,520	220,433	106,188	122,573
22	Crop-specialty		2,166	10,498		41,199	21,546	57,845	28,713	56,392	3,780
23	Fruit						1,011				
24	Truck						476	6,674			
25	Dairy		17,397	5,593	4,904	34,785	20,287	29,246	2,680	4,326	2,779
26	Animal-specialty	4,561	48,094		36,621	87,873	15,356	41,577	29,393		3,626
27	Stock-ranch	50,771	253,853	56,443	226,079	450,545	14,839	206,620	728,063	887,963	336,487
28	Poultry			3,600	2,120	975	2,255	1,110			
29	Self-sufficing		3,351		2,690	14,708	11,505	5,907	15,545	3,759	1,405
30	Abnormal	13,739	5,539	43,859	3,428	24,217	53,725	7,021	24,512	13,698	5,764
31	Institution or country estate			42,641							
32	Part-time	9,859	5,539	1,218	3,428	15,905	20,153	3,835	16,560	8,104	5,764
33	Boarding and lodging						531	579		2,871	
34	Forest-product						8,873				
35	Horse farm, feed lot, or livestock dealer	3,880				8,312	24,168	2,607	7,952	2,720	
36	Unclassified	8,670	16,443	1,478	13,749	33,886	10,278	21,345	62,274	50,870	7,512
	Average acres per farm, 1930										
37	All types	712	1,042	871	1,141	807	194	541	1,095	2,486	1,322
38	General	712	943	182	653	557	167	335	721	439	591
39	Cash-grain	690	889		964	748	256	606	835	843	828
40	Crop-specialty		217	404		858	205	327	586	499	945
41	Fruit						63				
42	Truck						53	278			
43	Dairy		870	294	613	497	180	254	670	721	397
44	Animal-specialty	415	874		1,144	578	248	385	612		330
45	Stock ranch	2,115	3,733	1,710	2,629	1,976	1,349	5,166	1,629	8,222	2,456
46	Poultry			277	530	195	103	58			
47	Self-sufficing		258		416	283	128	141	399	221	201
48	Abnormal	393	231	1,371	571	361	175	111	462	360	384
	Crop land harvested, 1929.										
49	All types	216,120	258,149	17,637	172,324	384,287	75,363	172,208	116,938	66,252	54,394
50	General	3,623	23,244	550	6,745	26,638	18,022	24,937	10,299	1,209	3,933
51	Cash-grain	201,084	203,876		136,576	267,585	29,758	87,841	54,105	33,896	31,419
52	Crop-specialty		1,022	3,896		7,683	6,783	24,048	4,315	10,000	921
53	Fruit						237				
54	Truck						267	3,408			
55	Dairy		3,337	1,228	1,199	6,577	6,129	8,553	164	598	483
56	Animal-specialty	1,072	10,326		8,311	22,411	5,164	13,348	5,976		1,085
57	Stock-ranch	5,694	14,657	7,343	17,464	47,154	1,532	5,231	38,765	18,160	15,868
58	Poultry			277	390	201	622	280			
59	Self-sufficing		274		209	1,177	1,719	519	1,232	495	103
60	Abnormal	3,071	989	4,258	153	3,171	4,556	1,532	1,477	1,209	671
61	Institution or country estate			4,090							
62	Part-time	2,391	989	168	153	1,901	3,255	669	1,043	794	671
63	Boarding and lodging						8	102		55	
64	Forest-product						617				
65	Horse farm, feed lot, or livestock dealer	680				1,270	676	761	424	420	
66	Unclassified	1,076	424	85	1,277	1,691	574	2,511	595	595	411
	Plowable pasture, 1929:										
67	All types	59,671	109,712	2,392	87,468	143,173	9,679	45,373	198,183	67,876	43,881
68	General	3,441	9,001	204	4,045	13,901	2,006	5,205	13,695	2,222	4,202
69	Cash grain	46,010	60,067		43,456	54,129	2,553	14,918	38,467	22,744	9,188
70	Crop-specialty		446	428		8,550	962	3,077	4,847	6,796	1,610
71	Fruit										
72	Truck						3	417			
73	Dairy		3,389	150	844	5,036	1,182	3,862	905	262	256
74	Animal-specialty	1,499	5,895		2,730	14,639	490	5,154	6,975		1,255
75	Stock-ranch	5,836	25,885	980	33,393	44,442	495	8,178	115,934	29,964	25,549
76	Poultry			230	110	116	108	54			
77	Self-sufficing		456		750	1,677	660	730	2,353	660	314
78	Abnormal	1,645	640	400	300	2,674	863	1,346	3,850	2,077	867
79	Unclassified	1,240	8,923		1,840	3,008	357	2,432	11,157	3,151	630
	Other pasture (excluding woodland), 1929										
80	All types	147,234	600,673	80,534	422,238	755,173	31,678	319,018	762,111	945,755	342,769
81	General	3,839	83,182	934	15,661	54,859	2,248	33,702	34,251	3,947	14,685
82	Cash-grain	106,506	260,547		205,616	305,125	3,195	69,818	96,295	18,374	50,274
83	Crop-specialty		272	4,848		25,226	4,323	15,219	15,794	35,512	890
84	Fruit						128				
85	Truck						2	1,657			
86	Dairy		9,810	3,256	1,457	15,851	2,563	10,771	1,495	3,375	1,350
87	Animal-specialty	1,085	28,946		23,861	48,216	1,433	13,830	13,231		656
88	Stock-ranch	28,393	202,934	42,299	163,147	266,972	9,182	159,204	532,256	829,633	267,118
89	Poultry			2,452	930	386	190	370			
90	Self-sufficing		1,858		1,077	6,749	1,323	2,775	10,000	2,038	724
91	Abnormal	3,699	2,840	26,118	2,778	14,068	5,303	1,821	15,843	8,696	2,985
92	Unclassified	3,712	10,254	1,127	7,771	17,721	1,788	9,845	42,946	44,209	4,187

1930 AND 1929, BY TYPE OF FARM—Continued

bottom of p. 8]

Granite	Hill	Jefferson	Judith Basin	Lake	Lewis and Clark	Liberty	Lincoln	McCone	Madison	Meagher	Mineral	Missoula	
Number	*Number*	*Number*	*Number*	*Number*	*Number*	*Number*	*Number*	*Number*	*Number*	*Number*	*Number*	*Number*	
947	1,493	385	776	1,197	612	402	503	1,041	748	976	96	688	1
41	103	49	54	226	74	7	91	80	130	24	22	113	2
16	1,050	38	471	198	75	812	5	653	45	28	9	45	3
42	8	49	14	87	79		54	17	120	16	4	77	4
				20					1			35	5
		8		2					2			11	6
22	22	61	18	235	56	2	39	5	34	12	5	79	7
4	29	8	17	92	24	5	24	89	30	11	5	48	8
80	80	86	155	58	165	55	11	73	258	122		37	9
	4	15	5	24	12	1	6		15		1	32	10
10	49	5	10	60	25		75	30	30	18	25	51	11
18	45	27	22	118	72	13	169	40	38	20	14	138	12
		1		4	5				1			2	13
16	44	21	21	104	52	12	120	26	30	15	7	114	14
		1	1	1	10		11		5	1	5	6	15
2		1		7	4		37			1	2	9	16
	1	3		2	1	1	1	14	2	3		7	17
14	33	44	10	77	30	7	29	54	45	25	11	22	18
Acres	*Acres*	*Acres*	*Acres*	*Acres*	*Acres*	*Acres*	*Acres*	*Acres*	*Acres*	*Acres*	*Acres*	*Acres*	
251,238	1,289,686	226,526	793,718	404,643	947,945	628,896	91,387	858,707	669,098	793,430	22,146	228,464	19
16,760	59,470	12,788	21,003	50,450	29,640	5,133	19,203	53,538	40,062	40,300	6,325	33,172	20
7,634	1,002,113	28,952	386,244	70,069	38,336	381,363	1,278	510,369	36,278	20,200	2,370	23,369	21
29,923	4,155	26,836	8,904	14,172	42,124		9,867	6,797	54,537	33,874	1,269	23,890	22
				1,408								1,645	23
		70										995	24
15,228	11,523	25,370	8,177	36,755	22,138		12,755	1,400	11,586	10,824	1,312	22,243	25
599	26,479	3,394	7,938	28,023	9,850	4,105	7,874	68,045	8,919	4,482	2,150	27,800	26
163,090	154,163	106,448	346,282	162,568	730,840	222,506	7,106	170,633	469,067	661,509		65,252	27
	112	2,282	1,057	6,492	2,511		875		3,883			2,431	28
2,355	9,620	768	1,984	6,041	6,694		8,845	9,407	8,074	6,453	3,964	6,354	29
8,029	9,607	6,632	4,585	17,884	22,960	5,379	18,867	14,527	7,156	7,155	2,413	19,688	30
				5,900	839								31
8,029	9,607	4,292	4,585	10,329	17,525	5,379	12,294	8,073	5,695	5,293	1,176	4,940	32
					2,333		996		1,461		1,237	4,734	33
				1,665	2,263		5,677					2,469	34
		2,340						6,454		1,862		7,545	35
12,620	12,344	13,985	6,544	10,681	42,652	4,410	4,717	28,991	23,536	8,633	2,343	1,625	36
1,017	906	588	1,093	338	1,548	1,549	182	895	895	2,875	231	332	37
409	577	261	389	223	401	733	211	669	354	1,679	288	294	38
477	954	762	830	354	611	1,222	256	782	806	721	263	519	39
712	519	527	686	163	633		183	400	454	2,117	317	810	40
				70								47	41
		23										90	42
692	524	416	454	156	395		327	280	341	902	262	282	43
150	918	424	467	305	410	821	328	765	297	407	430	579	44
2,089	1,927	1,238	2,234	2,803	4,426	4,046	646	2,337	1,818	5,422		1,764	45
	28	152	211	271	209		146		259			76	46
236	196	154	198	101	268		118	314	269	359	159	125	47
189	218	276	218	156	323	448	112	363	204	398	201	145	48
30,108	384,309	33,064	194,061	76,609	69,016	100,360	14,080	204,433	96,784	54,928	3,487	33,015	49
2,848	12,904	2,758	6,140	14,153	5,393	775	4,370	10,905	11,065	3,804	1,069	7,284	50
1,757	350,182	4,878	140,530	29,301	10,629	88,876	671	164,501	9,312	3,820	602	6,853	51
6,012	753	3,779	2,668	4,967	9,495		2,074	1,439	17,638	4,253	296	5,796	52
				260								228	53
		46										138	54
1,845	1,522	4,556	2,245	11,230	4,281		1,434	202	2,014	1,775	243	4,031	55
315	4,448	667	2,721	7,333	2,520	633	1,959	14,112	3,012	574	358	5,451	56
16,242	11,269	12,764	36,601	3,987	33,721	9,157	912	9,333	50,711	39,569		5,278	57
	25	207	275	670	93		162		301			578	58
92	1,164	78	317	929	526		811	1,404	660	505	500	630	59
242	1,860	761	1,057	2,390	1,483	662	1,518	2,186	590	489	214	1,574	60
				889	307								61
242	1,860	441	1,057	1,453	984	662	1,040	1,582	437	399	82	776	62
					93		90		153		182	145	63
				48	99		388					116	64
		320						604		90		537	65
752	182	1,480	1,606	1,389	875	207	119	351	1,481	139	205	174	66
31,507	347,563	15,608	61,198	29,411	54,233	308,718	4,689	188,208	21,245	101,465	982	10,663	67
939	15,211	786	1 397	4,332	1,496	2,267	1,286	9,885	2,070	4,676	172	2,827	68
900	286,283	3,514	30,064	5,761	3,368	148,406	111	112,571	1,281	5,091	52	260	69
2,933	80	2,239	705	1,072	2,339		538	487	2,047	16,172		2,277	70
				44								20	71
												313	72
1,344	3,146	2,595	583	3,306	1,591		559	90	397	3,300	115	1,303	73
40	7,605	350	200	3,500	580	925	789	16,400	234	489	95	1,477	74
14,416	29,028	4,534	26,739	1,965	41,218	46,324	155	31,292	13,364	67,820		1,454	75
		102	13	97	412				60			152	76
230	1,609	310	215	442	322		304	1,999	437	1,455	20	484	77
106	2,083	243	330	1,254	1,772	2,048	603	2,824	30	1,912		430	78
600	2,618	936	830	518	1,140	2,742	454	6,654	1,325	550	538	166	79
165,096	310,357	142,230	407,476	196,693	690,696	838,718	12,086	330,497	507,417	653,507	5,902	57 294	80
9,361	21,568	5,219	8,714	19,135	15,283	1,652	1,560	23,301	27,281	25,923	1,644	5,211	81
3,140	155,934	13,018	117,967	12,512	12,806	71,996	442	148,670	17,760	6,571		3,754	82
16,793	2,890	13,908	3,929	5,901	24,846		177	3,713	26,858	11,683		2,672	83
				68								36	84
		8										7	85
3,019	5,289	13,915	3,166	13,340	10,905		3,143	971	7 773	3,624	576	5,138	86
82	9,634	1,636	3,303	12,579	3,734	2,120	1,902	23,638	4,880	2,921	480	9,415	87
109,855	106,147	80,431	364,533	116,511	554,145	160,631	3,433	106,649	386,027	480,000		23,615	88
	68	1,206	555	4,656	1,635				2,859			642	89
835	5,439	279	1,654	2,365	3,730		323	3,679	6,530	4,316	1,147	614	90
1,517	4,589	4,257	2,066	5,954	10,657	1,743	1,056	7,096	6,091	4,187	1,226	3,967	91
5,493	4,749	5,106	1,889	5,672	22,872	494	60	12,706	19,358	5,372	829	133	92

COUNTY TABLE I.—FARMS AND FARM ACREAGE,

[See NOTE,

	ITEM AND TYPE OF FARM (See definitions in Introduction)	Musselshell	Park	Petroleum	Phillips	Pondera	Powder River	Powell	Prairie	Ravalli	Richland
	FARMS, BY TYPE, 1930	*Number*	*Number*	*Number*	*Number*	*Number*	*Number*	*Number*	*Number*	*Number*	*Number*
1	All types	695	656	393	1,478	919	886	345	559	1,226	1,341
2	General	102	108	83	194	80	129	47	50	255	144
3	Cash grain	187	107	105	655	586	139	8	346	45	815
4	Crop-specialty	8	62	31	61	40	148	47	6	174	120
5	Fruit		2							109	
6	Truck		6							17	
7	Dairy	29	56	4	19	35	6	34	11	333	20
8	Animal-specialty	24	63	51	114	26	36	11	24	82	92
9	Stock-ranch	93	147	51	250	76	372	130	66	42	40
10	Poultry	3			6	1		16		31	9
11	Self-sufficing	21	19	9	50	10	9	6	6	41	30
12	Abnormal	36	44	15	50	30	22	27	23	90	29
13	Institution or country estate				1			5			
14	Part-time	31	36	9	41	24	22	17	22	77	22
15	Boarding and lodging		6	1		1					
16	Forest-product	2	1					5		8	2
17	Horse farm, feed lot, or livestock dealer	3	1	5	8	5			1	5	5
18	Unclassified	22	42	14	77	35	35	17	28	67	42
	FARM LAND, BY TYPE										
	All land in farms, 1930	*Acres*	*Acres*	*Acres*	*Acres*	*Acres*	*Acres*	*Acres*	*Acres*	*Acres*	*Acres*
19	All types	665,970	701,372	375,149	1,515,119	683,410	1,210,833	736,698	732,167	292,172	905,762
20	General	92,087	49,212	55,318	133,876	28,042	83,618	21,692	44,617	38,747	65,566
21	Cash grain	187,589	86,839	85,854	529,152	399,605	129,086	4,968	354,980	24,410	612,325
22	Crop-specialty	3,222	45,746	17,588	45,856	16,971	108,790	21,247	8,292	32,446	22,677
23	Fruit									11,705	
24	Truck		445							985	
25	Dairy	16,609	33,422	1,627	8,483	11,049	3,100	28,906	6,347	52,380	4,172
26	Animal-specialty	16,571	34,387	48,963	111,684	13,419	21,125	3,956	19,975	21,366	67,067
27	Stock ranch	305,253	422,336	142,833	601,821	198,068	827,942	630,911	259,533	93,297	102,546
28	Poultry	448			1,414			2,124		1,863	3,328
29	Self-sufficing	9,373	3,179	4,822	17,209	2,338	3,539	1,654	434	2,111	8,058
30	Abnormal	20,134	12,808	8,620	21,383	9,100	12,575	14,165	6,075	6,590	8,115
31	Institution or country estate							2,516			
32	Part time	12,905	4,985	4,716	17,749	6,140	12,575	8,279	6,075	3,659	4,980
33	Boarding and lodging		7,823								
34	Forest-product							3,370		1,475	
35	Horse farm, feed lot, or livestock dealer	7,229		3,904	3,634	2,960				1,456	3,135
36	Unclassified	14,684	12,998	9,524	44,241	9,818	21,058	7,075	21,914	6,272	11,608
	Average acres per farm, 1930										
37	All types	1,289	1,069	1,033	1,027	749	1,351	2,148	1,299	227	675
38	General	903	456	666	690	351	648	462	892	152	455
39	Cash-grain	1,003	812	818	808	682	929	621	1,026	542	751
40	Crop-specialty	403	738	567	752	424	735	452	1,658	186	189
41	Fruit									107	
42	Truck		74							58	
43	Dairy	573	597	407	446	316	517	850	577	157	209
44	Animal-specialty	690	546	960	980	516	587	360	832	261	729
45	Stock ranch	3,282	2,873	2,801	2,407	2,606	2,226	4,853	3,932	2,221	2,571
46	Poultry	149			236			133		60	370
47	Self sufficing	446	167	536	344	234	393	276	72	51	269
48	Abnormal	592	305	616	436	314	572	525	276	73	301
	Crop land harvested, 1929										
49	All types	61,891	85,779	50,181	195,797	177,604	111,330	75,592	141,736	69,584	279,375
50	General	11,130	10,178	9,009	18,682	7,617	11,397	4,114	8,956	12,285	18,868
51	Cash-grain	31,776	24,550	19,055	106,950	142,929	25,917	1,302	112,349	5,083	215,337
52	Crop-specialty	812	7,774	2,552	8,589	4,763	16,961	6,176	638	13,767	11,007
53	Fruit									4,663	
54	Truck		80							448	
55	Dairy	1,463	3,957	202	1,498	3,169	494	4,313	772	16,870	1,364
56	Animal-specialty	2,329	7,901	9,703	20,952	3,427	4,157	1,609	4,267	5,867	20,054
57	Stock ranch	11,421	28,713	8,088	34,540	14,363	51,397	54,824	11,739	7,439	8,832
58	Poultry	148			246			593		507	567
59	Self-sufficing	877	236	146	1,618	162	271	76	68	401	653
60	Abnormal	1,136	1,015	790	1,679	896	494	2,046	809	1,266	1,366
61	Institution or country estate							1,240			
62	Part-time	971	440	608	1,262	727	494	311	809	801	906
63	Boarding and lodging		575								
64	Forest-product							495		247	
65	Horse farm, feed lot, or livestock dealer	165		182	417	169				218	460
66	Unclassified	800	1,375	546	1,043	378	242	469	2,138	988	1,227
	Plowable pasture, 1929										
67	All types	85,916	24,437	60,484	109,190	101,871	164,340	33,601	122,281	28,868	92,605
68	General	12,893	1,761	11,407	13,313	4,387	13,687	2,412	13,457	4,910	11,025
69	Cash-grain	18,828	3,926	14,425	41,945	60,522	21,177	738	45,660	2,215	55,031
70	Crop-specialty	95	2,480	1,604	2,514	1,137	14,895	1,330	4,200	2,557	2,191
71	Fruit									1,047	
72	Truck									63	
73	Dairy	1,933	1,139		295	1,594	446	877	780	4,850	353
74	Animal-specialty	2,615	1,401	9,987	7,306	3,022	3,943	724	2,497	2,382	8,135
75	Stock ranch	44,017	12,475	20,166	36,865	26,001	104,441	25,595	47,600	8,853	9,870
76	Poultry	200			25			169		134	374
77	Self-sufficing	1,015	285	302	929	468	731	25	100	355	1,461
78	Abnormal	1,525	448	1,071	1,900	872	1,509	834	1,357	396	1,250
79	Unclassified	2,795	522	1,522	4,098	1,868	3,511	897	6,630	1,101	2,905
	Other pasture (excl woodland), 1929										
80	All types	288,296	506,298	215,061	1,017,575	259,556	852,110	439,440	415,564	138,242	409,894
81	General	37,258	29,015	26,096	83,999	9,896	50,769	9,509	19,976	12,560	26,040
82	Cash grain	51,354	31,652	36,285	280,344	78,669	73,930	1,939	169,835	13,176	250,702
83	Crop-specialty	1,656	31,057	10,127	28,361	7,577	62,819	6,945	3,343	11,216	5,953
84	Fruit									2,588	
85	Truck		255							311	
86	Dairy	5,916	26,369	1,180	5,619	3,657	2,052	18,462	4,590	17,040	2,022
87	Animal-specialty	4,758	19,315	22,733	65,409	3,797	12,200	1,182	11,560	7,795	32,016
88	Stock ranch	146,684	347,009	106,141	492,512	146,931	625,640	391,332	190,772	66,074	77,360
89	Poultry	65			949			1,028		464	2,037
90	Self-sufficing	5,161	2,135	2,597	11,993	760	2,109	884	216	482	4,847
91	Abnormal	7,294	10,394	5,391	15,664	4,951	10,040	6,427	3,436	2,526	4,802
92	Unclassified	6,149	8,497	4,511	32,665	3,318	12,551	1,732	11,837	2,010	4,115

1930 AND 1929, BY TYPE OF FARM—Continued

bottom of p 8]

Line	Roosevelt	Rosebud	Sanders	Sheridan	Silver Bow	Stillwater	Sweet Grass
	Number	*Number*	*Number*	*Number*	*Number*	*Number*	*Number*
1	1,276	940	663	1,499	212	962	532
2	50	154	144	97	11	148	66
3	974	184	49	1,242		843	62
4	4	150	61	3	21	71	27
5							
6		5		1	12	1	
7	12	13	93	15	69	31	22
8	37	55	36	57	7	99	38
9	19	252	108	11	21	180	270
10	2		7		9	11	
11	37	54	48	17	6	15	2
12	29	37	83	30	27	28	17
13		1			1	1	
14	22	28	73	29	24	24	13
15		1	3		1	1	2
16	1		5		1		1
17	6	7	2	1		2	1
18	112	36	34	19	29	35	28
	Acres	*Acres*	*Acres*	*Acres*	*Acres*	*Acres*	*Acres*
19	799,780	1,536,001	394,605	894,596	81,903	862,893	716,373
20	22,288	118,455	40,565	41,597	2,253	79,202	34,222
21	661,914	172,607	18,309	759,338		351,838	55,919
22	5,320	158,988	12,976	785	9,224	27,101	14,237
23							
24		1,920			764		
25	6,848	9,780	27,179	6,372	22,564	12,347	14,730
26	27,236	25,202	12,942	42,546	1,170	93,330	29,854
27	20,900	972,750	177,863	28,700	30,318	259,741	525,023
28			3,048		1,152	6,435	
29	7,306	15,307	7,934	3,077	1,360	3,471	
30	7,553	33,381	18,811	7,016	4,768	6,445	3,187
31							
32	3,648	10,341	11,757	7,016	4,768	6,445	3,187
33			524				
34			1,540				
35	3,910	23,040					
36	33,410	27,611	9,978	5,165	8,330	22,983	39,201
37	691	1,634	490	600	386	897	1,347
38	446	769	282	429	205	535	519
39	680	938	374	611		1,026	902
40	1,330	1,060	218	262	439	382	527
41							
42		384			64		
43	571	752	202	425	327	398	670
44	736	458	360	746	167	943	786
45	1,100	8,660	1,647	2,609	1,444	1,443	1,945
46			435		128	585	
47	197	283	165	181	227	231	
48	270	954	171	242	199	269	245
49	344,959	130,979	99,130	382,975	9,007	169,342	85,349
50	6,972	16,900	6,717	11,825	523	16,075	5,157
51	306,115	51,449	5,072	347,633		97,451	9,865
52	3,480	21,019	2,230	295	1,905	8,267	3,815
53							
54		963			108		
55	1,625	1,097	3,709	1,806	2,656	1,563	1,657
56	8,985	5,018	2,176	13,986	302	17 819	5,673
57	2,690	29,084	6,430	4,390	3,014	18,532	37,436
58			207		75	725	
59	1,027	1,861	940	671	35	386	
60	2,670	2,012	1,253	2,116	219	350	25
61							
62	1,114	1,393	1,002	2,116	219	350	25
63			68				
64			183				
65	1,556	619					
66	10,495	876	396	253	170	2,174	1,721
67	77,677	99,947	11,779	47,995	3,171	48,436	84,533
68	2,615	11,297	1,977	3,093	45	4,827	1,742
69	56,255	17,146	657	35,242		19,804	3,737
70		7,354	678	52	780	315	616
71							
72					3		
73	1,654	2,335	1,279	265	865	781	820
74	3,945	2,709	1,196	4,038	45	6,010	3,774
75	1,930	52,526	3,323	535	1,071	11,949	48,564
76			205			213	
77	1,738	1,320	421	395		355	
78	1,013	2,689	1,697	792	180	442	147
79	8,427	2,571	139	513	189	1,740	5,131
80	179,396	1,947,173	216,786	945,069	59,830	478,385	506,741
81	8,394	79,753	19,129	17 618	1,463	40,813	21,195
82	134,214	84,713	7,891	179,464		148,697	29,099
83	809	122,232	5,358	136	5,303	14,594	8,561
84							
85		832			442		
86	2,134	5,927	13,054	3,136	15,844	5,925	10,799
87	9,634	15,472	5,952	17,212	661	49,719	12,624
88	13,337	578,998	149,671	22,135	25,039	192,063	398,179
89			1,522		845	3,457	
90	1,943	9,748	2,504	1,318	1,125	2,052	
91	2,151	27 462	8,161	2,074	4,074	3,706	2,485
92	6,790	22,036	3,213	2,018	5,034	15,127	22,799

Line	Teton	Toole	Treasure	Valley	Wheatland	Wibaux	Yellowstone
	Number	*Number*	*Number*	*Number*	*Number*	*Number*	*Number*
1	1,023	597	266	1,833	324	469	1,748
2	90	29	49	96	25	35	221
3	677	392	61	1,188	112	331	381
4	16		89	56			716
5							4
6							21
7	19	6		21	15	17	72
8	16			98	14	29	59
9	140	111	42	167	117	29	59
10	6			4			21
11	6	4	3	39	7	6	47
12	19	23	5	63	22	13	76
13							2
14	19	22	5	45	18	11	63
15		1		2	1		
16				1			
17				15	3	2	11
18	34	32	17	101	12	9	71
	Acres	*Acres*	*Acres*	*Acres*	*Acres*	*Acres*	*Acres*
19	975,637	758,240	304,840	1,595,490	819,426	376,952	1,018,795
20	39,529	18,180	31,982	44,271	19,693	22,813	85,605
21	444,975	369,888	69,611	877,859	107,373	255,478	370,580
22	9,860		76,570	29,964			133,429
23							138
24							1,327
25	5,691	5,436		8,074	5,555	5,885	12,231
26	7,960			65,686	5,317	26,376	20,706
27	450,071	322,831	119,956	436,672	646,256	60,113	343,714
28	1,300			1,556			1,221
29	895	753	450	10,547	2,093	1,760	12,698
30	4,166	7,932	2,430	30,487	8,566	987	9,047
31							
32	4,166	7,932	2,430	17,626	5,746	987	5,796
33							
34							
35				12,861	2,820		3,251
36	11,190	13,220	3,841	30,374	24,573	3,540	28,099
37	954	1,270	1,146	838	2,529	804	583
38	439	627	653	461	788	652	387
39	657	995	1,141	739	959	772	973
40	616		860	535			186
41							35
42							63
43	300	906		384	370	346	170
44	498			670	380	910	351
45	3,215	2,908	2,856	2,615	5,524	2,073	5,826
46	217			389			58
47	149	188	150	270	299	293	270
48	219	361	486	508	408	90	122
49	219,550	106,179	41,785	390,432	54,896	109,254	196,818
50	9,418	2,279	5,077	8,059	3,134	5,172	16,722
51	162,944	86,987	13,922	262,296	20,255	89,837	94,420
52	2,747		14,148	7,285			64,841
53							18
54							529
55	1,536	260		1,479	579	1,516	3,096
56	2,719			12,803	1,352	6,944	5,096
57	38,839	15,692	7,969	21,341	28,414	4,854	5,940
58	275			337			482
59	80	54	50	1,455	89	153	1,026
60	592	745	312	3,541	573	124	2,092
61							
62	592	745	312	2,281	368	124	912
63							
64							
65				1,260	205		1,180
66	400	162	307	1,836	430	654	2,556
67	194,634	160,554	23,495	149,069	143,904	95 691	78,812
68	4,589	3,616	5,147	6,447	3,800	2,818	11,530
69	55,560	102,552	3,210	89,557	22,607	13,756	34,127
70	1,787		3,797	2,588			9,934
71							
72							659
73	1,133	915		1,213	1,096	820	2,172
74	592			12,312	409	3,935	1,676
75	58,775	44,494	10,498	26,182	111,066	3,955	13,795
76	202			55			156
77	30	55	10	2,637	400	115	1,247
78	1,077	3,086	475	3,790	2,735	269	1,399
79	889	4,836	268	5,301	1,791	23	1,918
80	467,904	356,391	178,558	657,581	551,812	179,690	587 043
81	18,861	9,678	17,342	17,640	9,877	11,769	40,471
82	101,107	106,558	33,573	226,400	36,001	103,904	153,566
83	2,255		43,328	8,425			37,768
84							116
85							2
86	1,890	2,774		3,213	3,055	2,836	4,852
87	2,391			21,290	1,345	11,027	8,820
88	333,575	229,930	79,973	351,629	477,611	44,834	313,051
89	647			220			220
90	515	606	210	3,797	1,215	938	7,461
91	1,069	2,706	1,040	14,538	3,291	225	5,045
92	5,594	3,070	1,092	11,439	19,417	2,257	15,671

COUNTY TABLE II.—VALUE OF SPECIFIED FARM

[See NOTE,

	ITEM AND TYPE OF FARM (See definitions in Introduction)	THE STATE	Beaverhead	Big Horn	Blaine	Broadwater	Carbon	Carter	Cascade	Chouteau
		Dollars	Dollars	Dollars	Dollars	Dollars	Dollars	Dollars	Dollars	Dollars
	Land and buildings									
1	All types	527,810,002	13,196,872	11,765,768	12,216,189	4,532,453	12,469,010	5,884,686	21,688,329	21,494,960
2	General	41 716,577	699,830	856,038	846,393	661,080	2,010,595	435,555	1 218,857	691,892
3	Cash-grain	219,971,473	51,600	2,398,091	5,013 244	1,096,765	2,332,885	626,465	9,465,077	15,082,260
4	Crop specialty	44,251 280	2,026,760	2,271,466	1,019 889	433,920	4,193,580	100,040	660,875	55 220
5	Fruit	1,487 553					78 800			
6	Truck	1,568,970					158,080		183 335	
7	Dairy	18,370 943	155,600	106,220	104,175	59 100	276,850	10 740	1,276,052	47,200
8	Animal-specialty	24,855,622	253,177	233,455	300,752	619,966	988,070	558,995	2,375,380	128,455
9	Stock-ranch	146,961 650	9,708,068	5,393,462	4,453,026	1,380,181	1,656,135	3,839,239	5,504,443	5,118,613
10	Poultry	1,665,766			17,710	7,880	25,000	12 440	179,420	
11	Self-sufficing	4,116,291		172,055	132,115	14,300	53 000	94,314	131,685	46,145
12	Abnormal	11,049,053	102,151	103,284	55 780	15,362	115,215	134,445	464,555	91,115
13	Institution or country estate	1,397 198								
14	Part time	6,978,572	102,151	78,484	55,780	15,362	72,115	111,385	436,655	91,115
15	Boarding and lodging	781 355								
16	Forest product	469,320						5,300		
17	Horse farm, feed lot, or livestock dealer	1,422,908		24,800			43,100	17,760	27,900	
18	Unclassified	11,504,934	198,426	201,695	243,105	243,890	593,800	72,453	228,870	234,060
	Land and buildings, per farm									
19	All types	11,109	22,714	10,834	9,485	13,816	10,668	6,939	15,448	18,844
20	General	7,422	13,204	5,151	6,270	12,473	9 484	4,270	8,180	8,542
21	Cash grain	11,354	12,900	9,118	3,651	13,540	9 113	5,177	18,272	12,728
22	Crop-specialty	10 796	17,624	7,998	8,031	12,053	12,983	4,002	9,170	5,522
23	Fruit	7 708					8,756			
24	Truck	10,896					9 299		15,278	
25	Dairy	8,462	11,190	4,828	4,735	4,925	6,018	3,580	11,600	5,244
26	Animal-specialty	10,022	21,008	4,864	6,538	16,315	13 001	4 961	13,574	6,422
27	Stock ranch	21,240	30,149	36,942	19 277	21,908	15,773	10,606	37,192	28,596
28	Poultry	4,640			3,542	1,970	3,571	3 110	4,486	
29	Self-sufficing	2,938		2,530	2,166	4,767	2,789	2,358	3,376	2,714
30	Abnormal	4,432	3,295	3,130	2,425	3,072	3,717	2,988	4,223	2,939
	Land and buildings, per acre									
31	All types	12	12	8	10	12	27	5	17	12
32	General	15	35	10	10	21	36	6	21	10
33	Cash-grain	14	31	8	12	17	17	7	23	13
34	Crop-specialty	24	16	15	23	13	57	7	21	14
35	Fruit	89					100			
36	Truck	84					55		101	
37	Dairy	25	17	13	8	17	27	8	26	15
38	Animal-specialty	16	49	13	10	31	24	7	20	9
39	Stock ranch	7	11	4	8	7	14	5	10	9
40	Poultry	26			5	7	30	5	54	
41	Self-sufficing	13		13	9	16	11	6	18	8
42	Abnormal	16	6	8	10	35	24	6	40	8
	Farm buildings (including dwellings)									
43	All types	84,668,634	2,259,625	1,632,155	1,964,650	787,552	2,273,440	1,019,721	3,367,849	3,541,876
44	General	8,851,227	178,400	187,280	152,345	127,900	405,350	76,460	275,020	105,090
45	Cash-grain	30,505,328	15,200	333 555	788 990	145,840	374,290	112,300	1,152,757	1,718,579
46	Crop-specialty	7,852,873	359,250	400,215	199,520	108,850	715,200	17,675	118,650	15,575
47	Fruit	513,665					31 300			
48	Truck	360,205					37,500		28,235	
49	Dairy	5,098,224	44,070	26,300	28,025	14,550	101,020	4,600	325 825	10,300
50	Animal specialty	4,798,589	69,100	43 340	62,965	127,100	219 320	121 816	407 625	21,100
51	Stock-ranch	19,193,874	1,520,830	430,355	637,355	205,000	228,815	628,600	656,097	609,767
52	Poultry	698,791			3,050	3,700	8,150	1,400	85,430	
53	Self-sufficing	1,090,170		37,385	37 880	2,200	13,450	18,125	40 525	11,185
54	Abnormal	3,188,014	18,925	25,125	18,175	7,162	26,960	26,995	193,685	14,680
55	Institution or country estate	267 350								
56	Part-time	2,179,749	18,925	18,375	18,175	7,162	19,760	22,520	181,400	14,680
57	Boarding and lodging	335,070								
58	Forest-product	114,300						450		
59	Horse farm, feed lot, or livestock dealer	291,545		6,750			7,200	4,025	12,225	
60	Unclassified	2,516,674	53,850	48,600	36,345	45,250	112,065	11,750	84,000	35,600
	Farmers' dwellings									
61	All types	43,925,735	1,079,860	899,604	938,300	374,881	1,233,410	509,620	1,671,105	1,245,378
62	General	4,983,960	102,550	112,675	81,570	68,975	224,100	41,575	151,730	58,615
63	Cash-grain	15,609,690	8,000	185,960	394 245	72,700	207,280	56,045	593,105	864,588
64	Crop-specialty	4,369,249	187,850	242,825	104,700	57,600	406,460	4,625	63,075	12,855
65	Fruit	327 990					22,100			
66	Truck	204,025					12,850		20,825	
67	Dairy	2,557,553	26,350	18,550	15,300	7,700	52,750	800	137,225	7,100
68	Animal-specialty	2,447,955	32,000	24,975	25,675	53,750	108,145	57,375	201,650	11 700
69	Stock ranch	8,575,850	691,785	242,459	261,230	85 206	117 385	311,095	264,250	255,366
70	Poultry	383,990			1,450	2,600	4,750	275	51 375	
71	Self-sufficing	704,110		27,035	22,660	1,150	7,200	9,810	20,615	6,375
72	Abnormal	1,985,019	11,325	11,875	11,900	2,650	17,270	15,355	150,780	9,605
73	Institution or country estate	70,400								
74	Part time	1,530 879	11,325	8,250	11,900	2,650	15,270	12,465	144,080	9,605
75	Boarding and lodging	159 310								
76	Forest product	63,345						175		
77	Horse farm, feed lot, or livestock dealer	161 085		3,625			2,000	2,715	6,700	
78	Unclassified	1,096,292	20,000	32,250	19,580	23,550	53,120	5,665	26,675	19,175
	Implements and machinery									
79	All types	62,070,274	1,035,300	1,378,024	1,770,413	435,023	1,903,665	620,309	2,064,269	3,126,841
80	General	4,387,349	87,300	129,702	129 419	67 243	194,045	56,534	115,949	72,315
81	Cash-grain	36,476,727	5,800	624,142	1,053,129	146,590	296 918	95,845	1,181,435	2,659 940
82	Crop-specialty	4,118,810	140,095	292,963	142,943	34,920	400,627	10,165	48,370	2,850
83	Fruit	104,295					6,020			
84	Truck	159,895					17,820		11,940	
85	Dairy	1,853,893	21,200	13,625	17,863	7 375	34,635	1 150	146,337	6,250
86	Animal-specialty	2,865,479	36,080	34,787	48,055	59,145	95,495	90 920	220,655	19,825
87	Stock ranch	9,357,309	718,701	221,260	322,744	94,950	106,380	330,761	246,563	285,526
88	Poultry	150,377			2,400	1,000	3,350	1,000	15,295	
89	Self-sufficing	400,152		17,225	21,410	1,200	3,860	8,630	11 875	4,450
90	Abnormal	1,210,368	11,304	17,715	12,995	2,200	11 255	19,820	45,498	23,375
91	Unclassified	985,920	14,820	26,605	19,455	20,295	33,260	5,975	19,325	52,310

PROPERTY, 1930, BY TYPE OF FARM

bottom of p 8]

Custer	Daniels	Dawson	Deer Lodge	Fallon	Fergus	Flathead	Gallatin	Garfield	Glacier	Golden Valley	Granite	Hill	Jefferson	
Dollars	*Dollars*	*Dollars*	*Dollars*	*Dollars*	*Dollars*	*Dollars*	*Dollars*	*Dollars*	*Dollars*	*Dollars*	*Dollars*	*Dollars*	*Dollars*	
6,923,313	10,272,683	10,868,527	2,467,887	7,118,769	27,086,212	10,610,041	22,685,140	6,945,251	5,555,362	2,821,386	3,514,529	12,170,297	3,691,300	1
428,645	174,090	1,017,355	85,600	315,694	1,855,548	2,463,375	3,493,222	469,545	69,725	241,086	339,623	615,280	322,960	2
1,256,662	9,192,699	7,451,968		4,744,414	16,669,237	8,440,320	9,719,404	1,794,873	1,115,445	969,433	141,680	9,425,113	382,450	3
659,656		47,690	860,535		697,595	897,830	2,801,685	283,603	427,470	17,600	499,799	89,200	505,745	4
						52,540								5
29,500						101,575	561,550						4,810	6
320,584		230,946	170,978	45,195	582,447	1,039,526	1,246,780	13,070	29,430	28,820	285,920	185,960	635,736	7
101,620	81,160	450,330		338,846	1,580,572	671,280	1,915,665	257,300		44,500	80,250	256,655	62,375	8
3,749,862	518,091	1,390,791	709,411	1,409,385	4,859,278	196,970	1,720,238	3,617,370	3,482,882	1,440,545	1,995,015	1,272,093	1,328,459	9
			70,765	15,660	19,950	114,775	101,700					8,590	38,850	10
17,325		41,200		14,456	134,210	364,655	169,820	93,930	35,425	11,500	35,296	93,292	15,200	11
121,825	202,743	79,595	1,037,998	27,105	256,650	939,590	366,636	141,650	157,175	34,535	33,900	124,139	103,685	12
			971,698											13
71,310	152,243	79,595	66,300	27,105	161,870	686,700	205,016	100,230	80,260	34,535	33,900	124,139	74,685	14
						23,060	51,400		54,875					15
						143,330								16
50,515	50,500				94,780	86,500	110,220	41,420	22,040				29,000	17
237,634	108,900	178,652	32,600	148,007	430,725	327,605	588,440	273,910	237,810	33,366	103,046	99,955	291,030	18
9,653	11,339	10,696	17,379	10,959	13,066	7,665	16,980	6,449	12,910	7,290	14,229	8,553	9,588	19
4,710	7,569	7,592	7,133	6,863	7,764	8,436	14,143	4,995	3,874	5,129	8,283	5,974	6,591	20
7,020	11,520	11,274		10,832	14,635	14,158	22,447	6,799	8,853	6,550	8,855	8,976	10,064	21
6,731		4,769	13,867		14,533	8,551	15,829	5,788	3,783	4,400	11,900	11,160	10,321	22
						3,284								23
4,214						11,286	23,398						1,603	24
10,341		11,547	8,999	5,649	8,321	9,199	10,842	3,268	4,905	4,117	12,996	8,454	10,422	25
5,978	7,378	8,188		10,589	10,399	10,827	17,738	5,360		4,045	20,063	8,850	7,797	26
18,026	21,587	20,453	21,497	17,086	21,313	17,906	43,006	8,098	32,249	10,516	24,938	15,901	15,447	27
			5,443	3,915	3,990	5,217	5,353					2,148	2,590	28
1,575		3,169		2,891	2,581	4,052	4,043	2,408	2,084	1,643	8,530	1,904	3,040	29
4,061	5,798	3,316	32,437	4,518	3,831	3,061	5,820	2,678	4,136	2,302	2,119	2,821	4,320	30
5	16	10	20	10	16	40	31	6	5	6	14	9	16	31
7	11	8	39	11	14	51	42	7	9	9	20	10	25	32
6	17	18		11	20	55	37	8	11	8	19	9	13	33
8		22	34		17	42	48	10	8	5	17	21	20	34
						52								35
75						213	84						69	36
22		13	31	9	17	51	43	5	7	10	19	16	25	37
9	18	9		9	18	44	46	9		12	134	10	18	38
4	10	5	13	6	11	13	8	5	4	4	12	8	12	39
			20	7	20	51	92					77	17	40
6		12		7	9	32	29	6	9	8	15	10	20	41
6	15	14	24	8	11	17	52	6	11	6	11	18	16	42
1,097,134	1,435,810	1,327,681	468,399	1,033,110	3,365,511	2,656,500	3,767,460	822,135	683,850	528,915	611,935	1,710,349	980,976	43
103,910	31,170	203,400	27,400	62,750	310,300	673,185	700,250	63,660	17,375	52,525	70,910	103,560	80,000	44
170,675	1,280,620	1,168,599		733,740	1,891,246	669,115	1,322,700	227,290	151,365	182,330	19,040	1,265,910	66,350	45
140,300		13,800	61,000		79,100	205,165	424,990	82,226	52,945	3,850	107,100	19,150	110,625	46
						22,850								47
12,400						33,200	99,850						970	48
95,140		72,200	51,473	7,975	97,560	317,245	345,250	2,070	5,950	9,200	52,750	45,750	252,131	49
23,950	22,850	100,850		50,100	259,175	159,300	375,550	41,725		14,610	9,950	32,645	14,700	50
356,694	65,900	187,825	142,476	152,385	547,050	38,500	163,300	388,460	283,135	242,635	310,685	190,305	311,850	51
			26,275	4,900	5,150	35,300	42,760					4,550	16,825	52
7,450		13,740		2,250	24,165	94,415	49,550	17,525	4,340	4,250	6,050	3,135	2,275	53
40,635	26,295	29,450	140,700	1,500	41,660	303,480	127,285	29,685	48,790	10,275	14,250	31,044	36,025	54
			94,750											55
29,085	17,545	29,450	45,950	1,500	31,110	239,930	90,435	20,085	13,750	10,275	14,250	31,044	23,525	56
						11,100	15,000		33,300					57
						36,460								58
11,550	7,750				10,550	16,000	21,850	9,600	1,740				12,500	59
46,680	9,575	37,817	19,075	17,510	110,105	101,745	115,975	19,515	104,950	9,150	21,200	9,300	89,225	60
658,450	708,266	892,094	225,974	614,769	1,616,840	1,507,278	2,058,285	418,018	311,110	265,670	304,395	835,689	504,130	61
63,525	20,350	103,950	16,200	37,250	155,790	377,165	401,275	34,325	10,350	28,500	40,900	59,555	46,410	62
84,615	653,940	574,814		362,584	914,445	381,126	711,785	114,150	74,695	97,115	9,185	644,210	37,300	63
90,040		8,000	29,025		35,775	118,216	244,300	13,775	33,230	1,350	53,905	10,500	60,610	64
						16,750								65
10,375						13,400	59,150						575	66
47,095		18,450	20,750	4,650	50,290	166,236	178,925	1,000	3,260	5,500	28,430	19,625	108,120	67
16,500	10,925	48,550		21,500	131,165	81,626	197,600	19,830		6,950	4,650	16,100	8,550	68
185,090	34,300	91,725	65,724	76,115	238,055	19,300	77,700	196,200	152,835	111,405	148,930	90,985	169,650	69
			12,450	2,650	3,050	20,750	26,750					2,800	10,150	70
4,115		9,650		1,275	14,845	64,675	35,890	8,680	3,110	3,240	2,835	4,685	1,540	71
32,275	12,471	20,208	86,500	1,025	25,805	202,635	78,896	20,255	22,475	7,835	9,175	22,734	28,050	72
			53,000											73
22,525	6,671	20,208	33,500	1,025	20,390	168,265	61,695	13,780	7,975	7,835	9,175	22,734	14,350	74
						4,600	3,500		13,500					75
						21,170								76
9,450	3,800				5,415	8,600	13,700	6,475	1,000				8,700	77
21,530	4,300	16,677	5,325	7,720	47,590	45,400	43,015	9,800	11,165	3,675	6,315	5,696	42,175	78
707,953	1,660,407	1,448,690	177,756	816,231	2,743,491	790,839	1,659,774	990,988	519,994	279,593	263,561	2,899,279	334,969	79
35,825	29,975	111,017	21,620	35,030	163,695	188,598	249,475	71,860	10,305	15,135	27,110	100,287	36,350	80
260,835	1,537,091	1,153,646		611,296	1,961,137	239,097	717,623	355,615	326,798	135,960	11,175	2,560,875	54,985	81
72,960		7,710	33,400		38,700	76,536	196,345	43,010	28,052	1,825	30,860	14,000	53,698	82
						3,960								83
2,540						8,535	54,300						2,326	84
35,315		34,240	23,796	5,335	56,740	79,018	121,620	950	6,135	1,970	26,750	26,040	77,311	85
13,640	15,300	54,585		46,225	145,137	64,420	149,196	43,405		2,530	3,000	38,058	7,300	86
250,653	43,325	78,257	40,529	96,630	316,517	11,501	93,355	390,092	104,179	111,673	148,446	99,175	98,205	87
			12,011	3,225	1,500	13,850	7,035					2,080	4,455	88
5,535		2,275		2,150	9,000	17,415	9,965	12,640	2,612	800	1,005	10,094	750	89
12,685	34,421	9,460	43,675	3,170	27,860	71,239	31,991	19,630	25,553	3,575	7,765	21,095	8,705	90
18,596	10,295	15,500	2,525	10,230	23,205	16,680	25,840	23,733	14,280	6,125	7,450	20,575	10,265	91

COUNTY TABLE II.—VALUE OF SPECIFIED FARM

[See NOTE,

	Item and type of farm (See definitions in Introduction)	Judith Basin	Lake	Lewis and Clark	Liberty	Lincoln	McCone	Madison	Meagher	Mineral	Missoula
	Land and buildings	*Dollars*	*Dollars*	*Dollars*	*Dollars*	*Dollars*	*Dollars*	*Dollars*	*Dollars*	*Dollars*	*Dollars*
1	**All types**	14,961,277	7,770,972	10,046,108	4,868,757	1,983,690	9,008,975	10,986,297	6,811,239	514,255	6,690,122
2	General	485,447	1,350,195	585,855	59,035	488,830	541,077	1,207,345	266,505	120,000	1,103,976
3	Cash grain	9,168,255	1,904,470	750,309	3,298,862	48,900	6,027,022	779,728	265,378	58,300	593,500
4	Crop-specialty	182,905	432,850	997,245	----	226,820	85,440	1,480,310	369,986	36,000	820,870
5	Fruit	----	157,500	----	----	----	----	----	----	----	241,208
6	Truck	----	----	----	----	----	----	----	----	----	73,800
7	Dairy	234,855	1,318,401	593,490	----	229,695	31,300	252,400	319,365	37,000	854,160
8	Animal-specialty	174,440	674,860	273,975	39,384	196,675	731,830	316,280	40,369	49,000	699,010
9	Stock ranch	4,463,801	725,965	5,885,009	1,382,976	137,470	1,130,490	6,338,139	5,326,967	----	885,010
10	Poultry	24,900	93,190	36,250	----	34,500	----	68,480	----	----	198,750
11	Self-sufficing	24,250	222,930	87,150	----	164,600	102,950	98,330	83,246	75,555	179,068
12	Abnormal	72,424	532,297	470,775	43,210	385,650	148,300	148,805	73,164	60,400	857,570
13	Institution or country estate	----	221,100	109,000	----	----	----	----	----	----	----
14	Part-time	72,424	289,197	277,575	43,210	248,250	93,220	99,385	47,664	24,400	490,200
15	Boarding and lodging	----	----	69,200	----	43,500	----	49,420	----	36,000	190,000
16	Forest-product	----	22,000	15,000	----	93,900	----	----	----	----	48,200
17	Horse farm, feed lot, or livestock dealer	----	----	----	----	----	55,080	----	25,500	----	129,170
18	Unclassified	130,000	358,314	366,050	45,290	70,550	210,566	296,480	66,259	78,000	183,200
	Land and buildings, per farm										
19	**All types**	19,280	6,492	16,415	12,111	3,944	8,654	14,688	24,678	5,357	9,724
20	General	8,990	5,974	7,917	8,434	5,372	6,763	9,287	11,104	5,455	9,770
21	Cash grain	19,460	9,619	10,004	10,573	9,780	9,230	17,327	9,478	6,478	13,189
22	Crop-specialty	13,065	4,975	12,623	----	4,200	5,026	12,336	23,124	9,000	10,661
23	Fruit	----	7,875	----	----	----	----	----	----	----	6,892
24	Truck	----	----	----	----	----	----	----	----	----	6,709
25	Dairy	13,048	5,610	10,598	----	5,890	6,260	7,424	26,614	7,400	10,812
26	Animal-specialty	10,261	7,335	11,416	7,877	8,195	8,223	10,543	3,670	9,800	14,563
27	Stock-ranch	28,799	12,517	35,667	25,145	12,497	15,486	24,566	43,664	----	22,919
28	Poultry	4,980	3,883	3,021	----	5,750	----	4,565	----	----	6,211
29	Self-sufficing	2,425	3,716	3,486	----	2,195	3,432	3,278	4,625	3,022	3,511
30	Abnormal	3,449	4,629	6,631	3,601	2,296	3,708	4,252	4,065	5,033	6,306
	Land and buildings, per acre										
31	**All types**	19	19	11	8	22	10	16	9	23	29
32	General	23	27	20	12	25	10	26	7	19	33
33	Cash grain	24	27	20	9	38	12	21	13	25	25
34	Crop-specialty	21	31	24	----	23	13	27	11	28	34
35	Fruit	----	112	----	----	----	----	----	----	----	147
36	Truck	----	----	----	----	----	----	----	----	----	74
37	Dairy	29	36	27	----	18	22	22	30	28	38
38	Animal-specialty	22	24	28	10	25	11	35	9	23	25
39	Stock ranch	13	4	8	6	19	7	14	8	----	14
40	Poultry	24	14	14	----	30	----	18	----	----	82
41	Self-sufficing	12	37	13	----	19	11	12	13	19	28
42	Abnormal	16	30	21	8	20	10	21	10	25	44
	Farm buildings (including dwellings)										
43	**All types**	1,929,546	1,608,426	1,925,910	572,560	604,270	1,240,533	2,182,955	746,845	161 875	1,865,625
44	General	104,460	294,110	135,150	12,500	133,600	86,570	273,550	57,777	32,500	313,770
45	Cash grain	1,110,590	259,680	142,975	362,575	4,050	838,848	109 075	38,025	13,700	100,135
46	Crop-specialty	26,565	79,800	206,550	----	58,950	10,475	308,017	43,731	9,250	164,575
47	Fruit	----	40,050	----	----	----	----	----	----	----	109,400
48	Truck	----	----	----	----	----	----	----	----	----	20,300
49	Dairy	79,645	325 826	189,850	----	74,375	13,100	70,650	75,100	11,550	267,000
50	Animal-specialty	29,700	133,995	45,950	4,900	50,200	117,150	81,600	11,150	8,500	131,610
51	Stock-ranch	542,735	87,020	899,530	177,600	32,070	117,965	1,149,978	490,512	----	154,375
52	Poultry	8,800	33,150	18,450	----	17,800	----	22,475	----	----	102,140
53	Self-sufficing	5,000	67,630	23,040	----	56,250	19,025	33,320	8,550	25,850	62,430
54	Abnormal	9,551	183,450	165,975	8,200	160,125	21,775	56,545	11,650	28,525	343,590
55	Institution or country estate	----	106,900	43,200	----	----	----	----	----	----	----
56	Part-time	9,551	74,150	79,975	8,200	96,500	11,925	35,975	7,350	7,525	242,940
57	Boarding and lodging	----	----	40,000	----	22,800	----	20,570	----	21,000	56,100
58	Forest-product	----	2,400	2,800	----	30,825	----	----	----	----	13,650
59	Horse farm, feed lot, or livestock dealer	----	----	----	----	----	9,850	----	4,300	----	30,900
60	Unclassified	12,500	103,655	98,440	6,785	26,850	15,625	77,745	10,350	32,000	96,200
	Farmers' dwellings										
61	**All types**	937,824	902,335	763,520	300,566	365,480	644,345	1,048,900	278,920	74,710	1,080,840
62	General	54,450	171,935	77,950	8,500	80,850	48,300	143,425	22,900	16,900	187,000
63	Cash grain	573,830	145,755	70,250	206,731	2,150	443,710	55,990	22,700	8,800	54,870
64	Crop specialty	12,150	50 190	98,700	----	33,500	6,320	167,275	23,350	5,700	94,660
65	Fruit	----	29,075	----	----	----	----	----	----	----	79,950
66	Truck	----	----	----	----	----	----	----	----	----	14,600
67	Dairy	26,913	181,660	89,600	----	44,725	6,350	30,950	11,300	5,340	144,725
68	Animal-specialty	14,700	74,750	26,750	2,400	23,975	55,675	50,650	5,425	4,700	67,050
69	Stock ranch	235,475	49,685	285,875	72,500	18,900	50,625	487,730	179,050	----	77 375
70	Poultry	4,200	20,950	9,200	----	3,500	----	11,525	----	----	59,500
71	Self-sufficing	1,900	49,430	14,965	----	36,425	11,245	19,140	3,600	16,170	39,675
72	Abnormal	6,206	59,800	74,785	5,700	106,205	13,825	36,850	4,900	9,000	228,985
73	Institution or country estate	----	6,000	4,000	----	----	----	----	----	----	----
74	Part-time	6,206	52,225	56,750	5,700	70,105	9,600	26,850	3,850	3,700	182,285
75	Boarding and lodging	----	----	13,310	----	16,350	----	10,000	----	5,300	24,350
76	Forest-product	----	1,575	725	----	19,750	----	----	----	----	8,650
77	Horse farm, feed lot, or livestock dealer	----	----	----	----	----	4,225	----	1,050	----	13,700
78	Unclassified	8,000	69,105	15,445	4,735	15,250	8,295	45,365	5,695	8,100	32,450
	Implements and machinery										
79	**All types**	1,399,933	699,559	772,259	879,855	259,619	1,494,718	898,092	366,775	50,925	404,317
80	General	43,745	125,476	62,070	6,700	57,355	65,915	118,703	20,700	10,020	71,162
81	Cash-grain	1,035,591	182,866	134,600	760,420	2,850	1,140,562	90,163	54,925	6,800	44,685
82	Crop-specialty	13,717	34,517	79,165	----	29,490	6,545	131,230	7,510	3,515	43,340
83	Fruit	----	8,925	----	----	----	----	----	----	----	15,075
84	Truck	----	----	----	----	----	----	----	----	----	5,200
85	Dairy	19,572	126,563	82,125	----	26,760	5,200	24,375	21,474	3,700	65,630
86	Animal-specialty	15,635	78,506	29,748	3,600	21,150	103,880	37,225	6,725	2,450	31,380
87	Stock-ranch	254,398	34,085	312,190	93,985	19,152	87,175	450,781	235,971	----	46,250
88	Poultry	3,450	7,605	2,670	----	2,050	----	4,825	----	----	14,101
89	Self-sufficing	3,016	21,845	7,475	----	22,267	16,930	10,165	4,200	11,005	10,532
90	Abnormal	5,660	48,871	39,739	11,000	65,975	26,646	17,730	8,255	4,150	47,072
91	Unclassified	5,150	30,293	22,470	4,150	12,570	41,860	12,895	7,015	9,285	9,890

PROPERTY, 1930, BY TYPE OF FARM—Continued

bottom of p 8]

Musselshell	Park	Petroleum	Phillips	Pondera	Powder River	Powell	Prairie	Ravalli	Richland	Roosevelt	Rosebud	Sanders	Sheridan	
Dollars	*Dollars*	*Dollars*	*Dollars*	*Dollars*	*Dollars*	*Dollars*	*Dollars*	*Dollars*	*Dollars*	*Dollars*	*Dollars*	*Dollars*	*Dollars*	
3,563,751	10,210,300	3,051,230	10,999,512	13,861,634	8,238,987	7,556,409	5,953,249	11,778,434	11,957,470	11,886,705	8,771,951	4,393,561	13,754,191	1
525,727	1,047,106	456,929	988,817	747,210	605,378	385,850	432,055	1,806,030	1,150,106	288,050	861,707	907,710	528,245	2
1,104,875	2,002,895	739,398	4,254,306	9,718,156	1,097,585	114,700	3,392,795	428,000	7,638,690	10,059,823	1,487,097	441,490	12,114,616	3
37,300	900,830	167,801	590,930	376,201	1,026,403	510,380	81,509	2,334,682	873,620	63,200	1,590,929	283,350	12,000	4
-	-	-	-	-	-	-	-	938,005	-	-	-	-	-	5
-	34,420	-	-	-	-	-	-	115,800	-	-	115,000	-	-	6
155,769	587,112	30,480	200,532	382,070	36,300	420,168	*53,500*	2,757,117	158,400	103,545	122,835	549,400	115,000	7
88,820	808,625	383,550	1,062,070	358,328	182,750	111,940	187,170	982,830	962,395	472,510	208,335	283,402	610,750	8
1,437,769	4,194,395	1,116,060	3,341,391	1,939,093	5,103,791	5,623,061	1,534,537	1,495,120	763,554	233,292	3,959,952	1,274,694	178,140	9
3,826	-	-	32,700	-	-	88,600	-	140,670	35,360	-	-	45,200	-	10
43,600	65,885	19,700	134,770	37,545	26,400	15,480	19,900	87,555	103,670	99,790	112,426	189,600	40,940	11
93,845	371,049	62,378	138,550	119,715	63,420	210,380	63,798	400,465	65,875	110,230	128,295	313,700	106,400	12
-	-	-	-	-	-	95,400	-	-	-	-	-	-	-	13
77,845	126,149	48,500	107,825	103,725	63,420	61,990	63,798	315,765	48,750	69,630	71,575	247,600	106,400	14
-	244,900	-	-	-	-	-	-	-	-	-	-	19,000	-	15
-	-	-	-	-	-	52,990	-	41,500	-	-	-	47,100	-	16
16,000	-	13,878	30,725	15,990	-	-	-	43,200	17,125	40,600	56,720	-	-	17
72,220	107,983	74,934	246,446	173,316	86,960	75,850	187,985	292,160	205,800	456,265	185,375	105,015	48,030	18
6,788	15,564	8,406	7,462	15,073	9,184	22,030	10,650	9,159	8,917	9,316	9,332	6,697	9,219	19
5,154	9,695	5,505	5,097	9,340	4,693	8,210	8,641	7,062	7,987	5,761	5,596	6,304	5,446	20
5,908	18,719	7,042	6,495	16,584	7,896	14,338	9,806	9,511	9,373	10,328	8,082	9,010	9,754	21
4,663	14,530	5,413	9,835	9,405	6,935	10,859	16,302	13,418	7,280	15,800	10,606	4,645	4,000	22
-	-	-	-	-	-	-	-	8,606	-	-	-	-	-	23
-	5,737	-	-	-	-	-	-	6,812	-	-	23,000	-	-	24
5,371	10,484	7,620	10,554	10,916	6,050	12,358	4,864	8,280	7,920	8,629	9,449	5,908	7,667	25
3,701	12,835	7,521	9,316	13,782	5,076	10,176	7,799	11,986	10,461	12,771	8,788	7,872	10,715	26
15,460	28,533	21,884	13,366	25,514	13,720	43,254	23,251	35,598	19,089	12,279	15,714	11,803	16,195	27
1,275	-	-	5,450	-	-	5,538	-	4,538	3,929	-	-	6,457	-	28
2,076	3,468	2,189	2,695	3,755	2,933	2,580	3,317	2,135	3,456	2,697	2,062	3,950	2,408	29
2,760	8,835	4,456	2,828	4,128	2,883	7,792	2,900	4,460	2,440	3,937	3,666	3,873	3,669	30
6	15	8	7	20	7	10	8	40	13	15	6	14	15	31
6	21	8	7	27	7	18	10	47	18	13	7	22	13	32
6	23	9	8	24	9	23	10	18	12	15	9	24	16	33
12	20	10	13	22	9	24	10	72	39	12	10	22	15	34
-	-	-	-	-	-	-	-	80	-	-	-	-	-	35
-	77	-	-	-	-	-	-	118	-	-	60	-	-	36
9	18	19	24	35	12	15	8	53	38	15	13	20	18	37
5	24	8	10	27	9	28	9	46	14	17	8	22	14	38
5	10	8	6	10	6	9	6	16	7	11	4	7	6	39
9	-	-	23	-	-	42	-	76	11	-	-	15	-	40
5	21	4	8	16	7	9	46	41	13	14	7	24	13	41
5	29	7	6	13	5	15	11	61	8	15	4	23	15	42
494,987	1,752,135	418,011	1,560,651	1,567,210	1,023,077	1,906,473	829,707	3,945,847	2,323,855	1,879,147	1,337,300	937,690	2,596,998	43
69,250	239,950	78,020	182,120	100,220	82,945	89,250	72,405	569,390	219,700	63,120	181,000	207,975	128,085	44
150,685	250,430	89,710	634,480	1,029,080	109,340	22,800	498,932	77,050	1,422,355	1,542,692	226,565	72,090	2,175,691	45
5,000	128,440	22,875	79,670	42,690	122,140	111,150	9,050	561,457	207,640	3,700	236,325	57,975	1,650	46
-	-	-	-	-	-	-	-	305,765	-	-	-	-	-	47
-	8,950	-	-	-	-	-	-	44,300	-	-	23,500	-	-	48
33,750	126,570	2,100	33,590	58,750	5,800	76,950	18,200	844,500	55,050	37,450	14,900	144,425	38,250	49
16,200	182,090	49,175	150,855	53,715	33,180	33,100	37,350	262,975	246,135	75,550	46,260	68,500	124,575	50
173,435	589,430	154,306	397,053	229,280	647,022	760,950	141,370	234,150	89,900	32,570	509,235	201,735	23,950	51
1,726	-	-	10,850	-	-	49,760	-	69,460	8,450	-	-	13,000	-	52
12,000	27,900	4,925	25,358	9,500	4,175	2,862	10,875	30,935	25,250	27,825	27,815	60,000	8,250	53
18,716	154,125	6,850	21,590	18,185	9,075	46,000	19,650	160,170	15,700	22,325	26,825	94,100	18,507	54
-	-	-	-	-	-	22,500	-	-	-	-	-	-	-	55
17,616	48,125	4,550	15,940	16,885	9,075	19,800	19,650	126,520	11,300	17,350	15,825	75,625	18,507	56
-	106,000	-	-	-	-	-	-	-	-	-	-	9,200	-	57
-	-	-	-	-	-	3,700	-	14,750	-	-	-	9,275	-	58
1,100	-	2,300	5,650	1,300	-	-	-	18,900	4,400	4,975	11,000	-	-	59
14,225	44,250	10,050	25,085	25,790	9,400	13,650	21,875	85,695	33,675	73,915	44,875	17,890	8,040	60
223,730	876,995	188,475	750,970	795,990	555,475	567,135	490,898	1,795,590	1,238,680	998,645	711,480	616,338	1,276,903	61
35,790	119,780	39,245	98,950	55,750	47,150	44,775	40,300	353,675	119,295	39,025	96,715	118,450	71,585	62
68,315	128,860	41,375	312,745	536,400	65,650	13,800	248,630	43,000	741,230	805,615	116,800	34,540	1,066,868	63
2,650	63,190	12,975	39,320	25,675	69,400	63,925	5,550	255,500	125,230	3,200	127,255	29,370	925	64
-	-	-	-	-	-	-	-	177,415	-	-	-	-	-	65
-	4,780	-	-	-	-	-	-	27,050	-	-	10,000	-	-	66
15,245	61,040	600	20,375	31,050	2,425	37,950	9,850	446,595	31,900	17,450	7,100	85,735	20,350	67
9,330	102,275	37,165	77,020	26,150	15,050	18,950	18,150	154,375	128,250	42,050	26,810	39,000	60,745	68
68,180	250,200	54,725	151,380	89,015	342,565	332,650	67,075	111,300	42,450	16,930	277,790	101,525	16,150	69
800	-	-	6,675	-	-	22,100	-	37,240	5,200	-	-	4,400	-	70
6,500	22,450	2,365	15,675	6,850	2,775	2,100	8,275	23,680	13,795	20,070	17,510	37,325	4,615	71
10,730	97,500	2,850	13,100	9,635	4,895	23,785	12,750	111,780	9,375	16,090	12,500	56,635	11,335	72
-	-	-	-	-	-	7,400	-	-	-	-	-	-	-	73
10,430	34,600	2,200	9,450	8,760	4,895	14,485	12,750	97,630	7,875	12,415	7,650	47,435	11,335	74
-	62,900	-	-	-	-	-	-	-	-	-	-	5,500	-	75
-	-	-	-	-	-	1,900	-	5,700	-	-	-	3,700	-	76
300	-	650	3,650	875	-	-	-	8,450	1,500	3,675	4,850	-	-	77
6,180	26,950	5,175	15,730	15,195	5,565	7,100	10,315	53,970	19,955	38,225	19,000	9,355	4,330	78
497,340	703,374	370,078	1,848,550	1,712,937	838,290	519,783	684,008	809,334	1,991,078	2,558,014	1,113,171	364,099	2,540,369	79
71,595	108,578	64,945	153,604	70,203	77,775	46,039	39,425	118,150	146,620	43,475	135,210	74,505	66,631	80
196,170	168,317	132,537	1,039,465	1,367,567	197,534	14,200	519,290	34,990	1,386,881	2,273,695	316,850	44,664	2,209,761	81
5,065	35,420	19,960	64,693	38,976	121,290	42,660	5,290	209,784	108,235	6,176	212,495	20,300	350	82
-	-	-	-	-	-	-	-	69,455	-	-	-	-	-	83
-	3,535	-	-	-	-	-	-	14,950	-	-	15,000	-	-	84
17,100	43,255	2,400	16,106	40,430	5,795	44,543	6,110	185,670	20,780	19,070	15,585	56,270	8,900	85
17,970	69,400	52,684	187,935	34,895	32,830	11,450	30,760	61,500	133,942	71,508	33,481	24,250	120,956	86
96,250	243,727	76,674	287,365	121,752	333,546	325,211	62,362	55,500	61,800	31,583	323,539	81,100	9,450	87
400	-	-	3,000	-	-	6,515	-	10,150	3,450	-	-	5,000	-	88
4,800	3,037	2,660	19,580	3,770	1,500	900	2,305	3,070	7,430	21,343	17,308	12,830	3,115	89
14,855	12,790	8,955	18,535	16,737	7,005	24,295	6,966	29,070	12,630	21,850	26,280	37,850	23,537	90
2,845	12,375	9,260	25,925	15,597	10,945	3,970	11,520	14,045	34,310	60,315	17,425	7,260	7,669	91

COUNTY TABLE II.—VALUE OF SPECIFIED FARM PROPERTY, 1930, BY TYPE OF FARM—Continued

[See NOTE, bottom of p 8]

	ITEM AND TYPE OF FARM (See definitions in Introduction)	Silver Bow	Stillwater	Sweet Grass	Teton	Toole	Treasure	Valley	Wheatland	Wibaux	Yellowstone
		Dollars	Dollars	Dollars	Dollars	Dollars	Dollars	Dollars	Dollars	Dollars	Dollars
	Land and buildings										
1	All types	1,536,765	10,685,849	7,888,158	15,059,639	6,633,217	2,622,499	15,194,656	6,294,375	5,190,280	18,464,198
2	General	50,200	1,151,849	390,000	728,830	150 860	306 085	630,342	188,059	305,905	1,535 293
3	Cash-grain		3,765,516	516,874	9,625 151	3,996,989	551,748	12,573,438	1,112,665	4,014,661	3,924 196
4	Crop specialty	177,150	1,143,350	402,660	153,192		982,391	552,398			9,299,420
5	Fruit										19,500
6	Truck	41,500									149,600
7	Dairy	433 985	191,700	185,815	139,170	56,040		167,930	91,370	107,430	602,100
8	Animal-specialty	34,500	1,475,294	354,850	181,950			722,873	47,930	343 184	496,940
9	Stock-ranch	331,365	2,503,350	5,141,894	3,968,371	2,222,473	708,470	2,764,555	4,548,457	356,960	1,141,522
10	Poultry	37 700	59,100		25,650			15,750			112,400
11	Self-sufficing	11,000	51,950		18 820	4 860	6 050	127,450	16,308	20,200	154,370
12	Abnormal	55,065	73,725	44,975	90 945	73,535	13,600	328,370	84,290	18,640	510,080
13	Institution or country estate										
14	Part-time	55,065	73,725	44,975	90,945	73,535	13 600	210,315	54,890	18,640	283,450
15	Boarding and lodging										
16	Forest-product										
17	Horse farm, feed lot, or livestock dealer							118,055	29,400		232,630
18	Unclassified	364,300	269,515	351,068	127,560	128,460	54,125	311,549	136,325	23,300	512,705
	Land and buildings, per farm										
19	All types	7,249	11,107	18,887	14,721	11,111	9,859	9,928	19,211	11,067	10,563
20	General	4 564	7,783	5,909	8,098	5,202	6,247	6,566	7,441	8,740	6,947
21	Cash-grain		10 978	8,337	14,217	10,196	9,045	10,584	9,943	12,129	10 300
22	Crop-specialty	8,436	16,104	14,913	9 575		11,038	9,864			12,988
23	Fruit										4,875
24	Truck	3 458									7,124
25	Dairy	6,290	6,184	8 446	7,325	9 340		7,997	6 091	6,319	8,363
26	Animal-specialty	4,925	14,902	9,338	11,372			7,876	3,424	11,934	8 423
27	Stock-ranch	15,779	13,908	19,044	28,346	20,022	16,868	16,554	38,576	12,309	19,348
28	Poultry	4,189	5,373		4,275			3,938			5,352
29	Self-sufficing	1,833	3,463		3,137	1,215	2,027	3 268	2,330	3,367	3,284
30	Abnormal	2,294	3 072	3,460	4,787	3,343	2,720	5,473	4,014	1,695	6,974
	Land and buildings, per acre										
31	All types	19	12	10	15	9	9	12	8	14	18
32	General	22	15	11	18	8	10	14	9	13	18
33	Cash-grain		11	9	22	10	8	14	10	16	11
34	Crop-specialty	19	42	28	16		13	18			70
35	Fruit										141
36	Truck	54									113
37	Dairy	19	16	13	24	10		21	16	18	49
38	Animal-specialty	29	16	12	23			11	9	13	24
39	Stock ranch	11	10	10	9	7	6	6	7	6	3
40	Poultry	33	9		20			10			92
41	Self-sufficing	8	15		21	6	14	12	8	11	12
42	Abnormal	12	11	14	22	9	6	11	10	19	57
	Farm buildings (including dwellings)										
43	All types	504,864	1,681,180	1,180,408	1,918,696	823,465	375,091	2,372,255	829,832	961,080	3,438,909
44	General	11,750	218,485	84,275	140 930	24,625	47,400	114,945	35,050	67,445	370,975
45	Cash-grain		508,305	77,460	1,195,815	513 520	65,541	1,613,930	163 940	717,983	576,740
46	Crop-specialty	44,250	204,260	62,770	16,450		166,078	61,185			1,614,960
47	Fruit										4,300
48	Truck	8,350									42,650
49	Dairy	176 675	35,900	35,650	37 800	9,500		42,400	21,750	33,930	198 854
50	Animal-specialty	10,500	215,850	63 300	27,175			116,510	13,800	75,428	103,800
51	Stock ranch	58,100	382,525	795,830	440,725	241,930	81,157	300,835	547,242	44 750	136 600
52	Poultry	15,700	18,200		9 050			2,650			56,650
53	Self-sufficing	3 700	16,150		4,000	1,375	2,000	28 580	6,950	3,200	50,555
54	Abnormal	22,425	20,525	16,375	24,200	16,090	1,150	59,155	18,950	10,434	175,725
55	Institution or country estate										
56	Part time	22,425	20 525	16,375	24,200	16,090	1,150	38,725	15,450	10,434	124,525
57	Boarding and lodging										
58	Forest-product										
59	Horse farm, feed lot, or livestock dealer							20,430	3,500		51,200
60	Unclassified	153,414	60,980	44,748	17,550	16,425	11,765	32,085	21,850	7,910	102,100
	Farmers' dwellings										
61	All types	211,425	869,915	557,800	943,220	397,720	196,642	1,229,538	329,735	441,840	1,966,150
62	General	5,250	122,965	41,850	77,800	12,425	27,890	64,395	22,750	20,850	228,185
63	Cash-grain		255,100	35,665	620 045	240,720	30,187	836,343	74,210	329,375	287,555
64	Crop-specialty	26,750	102,085	32,785	10,600		96,004	34,175			978,025
65	Fruit										2,700
66	Truck	4,000									27,250
67	Dairy	86 400	20,225	16,200	16,650	4,500		24,600	12,200	22,200	112,065
68	Animal-specialty	6,550	103,025	31,150	11 360			58,995	8 825	24,900	54,550
69	Stock-ranch	35,350	193,790	366,235	176,650	118,440	39,296	121,950	186,500	21,350	61,230
70	Poultry	11,000	9,950		2,700			1,650			34 350
71	Self-sufficing	1,600	11,150		2,525	1,040	1,400	20,890	4,100	1,400	31,085
72	Abnormal	14,450	14,550	11,475	13,450	10,500	850	39,680	10,550	8,290	125,910
73	Institution or country estate										
74	Part-time	14,450	14,550	11,475	13,450	10,500	850	26,500	8,950	8,290	94,710
75	Boarding and lodging										
76	Forest-product										
77	Horse farm, feed lot, or livestock dealer							13,180	1,600		31,200
78	Unclassified	20,075	26,075	22,440	10,540	10,095	6,915	19,660	12,600	4,475	43,445
	Implements and machinery										
79	All types	141,985	1,003,659	519,559	2,071,819	1,114,792	395,114	3,127,656	422,610	692,898	2,027,819
80	General	4,200	105,502	37,197	86 604	24,400	51,121	93,815	19,485	29,245	153,880
81	Cash-grain		480,585	54,870	1,697,775	897,727	114,920	2,458,418	132,505	568,335	635,297
82	Crop-specialty	11,225	90,760	22,112	17,800		143,546	46,255			894,309
83	Fruit										850
84	Truck	7,900									15,550
85	Dairy	77,580	13,620	17,515	14,635	11,250		26,185	12,840	10,600	68,600
86	Animal-specialty	1,200	127,912	45,470	22,810			139,871	13,275	46,916	61,499
87	Stock-ranch	23,700	145,700	308,430	190,490	148,300	71,781	232,855	226,245	29,930	73,500
88	Poultry	3,025	4,050		3,150			2,550			7,215
89	Self-sufficing	475	3 275		2,800	950	600	21,076	1,635	2,250	13,030
90	Abnormal	7,055	14,950	24 903	11 555	10,325	3,100	57,760	12,400	2,922	63,389
91	Unclassified	5,625	17,305	9,055	24,810	21,840	10,046	48,871	4,225	2,700	40,140

COUNTY TABLE III.—VALUE OF FARM PRODUCTS SOLD, TRADED, OR USED BY OPERATOR'S FAMILY; AND RECEIPTS FROM BOARDERS, ETC.; 1929, BY TYPE OF FARM

[Due to crop failure, new operations, etc., the farms reporting specific items will not always agree with those reporting "All products," as the latter represent the total number of farms of each type in the county, also see NOTE, bottom of p 8]

	CLASS OF PRODUCT AND TYPE OF FARM (See definitions in Introduction)	THE STATE		BEAVERHEAD		BIG HORN		BLAINE		BROADWATER		CARBON	
		Farms reporting	Value	Farms reporting	Value	Farms reporting	Value	Farms reporting	Value	Farms reporting	Value	Farms reporting	Value
	All products (sold, traded, or used by operator's family)	*Number*	*Dollars*	*Number*	*Dollars*	*Number*	*Dollars*	*Number*	*Dollars*	*Number*	*Dollars*	*Number*	*Dollars*
1	All types	45,385	138,513,641	559	5,362,830	1,043	4,746,210	1,237	3,939,077	300	1,291,548	1,104	3,651,563
2	General	5,621	9,731,017	53	176,118	172	268,401	135	266,441	53	134,030	212	472,771
3	Cash-grain	19,374	49,004,675	4	16,748	263	837,064	583	1,488,235	81	221,214	256	588,230
4	Crop-specialty	4,099	12,369,541	115	482,520	284	851,493	127	425,136	36	81,812	323	1,324,711
5	Fruit	193	557,325									9	19,943
6	Truck	144	492,298									17	44,116
7	Dairy	2,171	6,247,842	14	71,729	22	50 530	22	37,739	12	18,743	46	106,584
8	Animal-specialty	2,480	8,217,492	12	66,357	48	86,931	46	106,930	38	223,516	76	304,105
9	Stock-ranch	6,919	47,891,320	322	4,520,740	146	2,585,065	231	1,562,011	63	590,859	105	727,525
10	Poultry	359	590,436					5	6,100	4	5,801	7	7,890
11	Self-sufficing	1,401	442,349			68	21,509	61	16,137	3	783	19	6,273
12	Abnormal	2,624	2,969,346	39	28,618	40	45,217	27	30,348	10	14,790	34	49,415
	Crops (including plants, flowers, etc.), sold or traded												
13	All types	36,704	57,233,378	337	792,560	892	1,530,617	1,013	1,729,770	233	350,240	971	1,847,753
14	General	4,877	3,256,711	50	86,865	163	94,499	123	103,307	47	53,512	194	201,590
15	Cash-grain	18,909	37,280,197	4	12,020	256	700,613	582	1,169,602	66	158,744	256	408,992
16	Crop-specialty	4,088	9,595,971	115	389,526	282	616,525	126	321,513	35	52,902	328	1,071,634
17	Fruit	192	439,471									9	15,895
18	Truck	142	412,450									17	37,013
19	Dairy	1,210	539,665	5	3,200	15	4,989	12	5,665	5	1,555	29	13,175
20	Animal-specialty	1,870	1,535,184	11	14,567	35	17,403	33	21,172	30	47,694	59	59,653
21	Stock ranch	3,343	3,134,742	136	281,031	82	88,455	98	98,839	37	30,772	50	33,771
22	Poultry	199	71,461					3	1,290	2	180	4	1,168
23	Self-sufficing	548	50,885			38	3,119	26	1,893	1	40	11	866
24	Abnormal	1,326	916,639	16	5,351	21	5,014	10	6,489	10	4,841	19	4,002
	Livestock, sold or traded												
25	All types	31,099	48,418,025	421	3,675,609	672	2,540,908	837	1,234,104	234	691,531	758	955,676
26	General	4,921	2,250,926	48	41,249	148	58,496	112	61,609	48	35,623	174	81,756
27	Cash-grain	11,365	4,694,834	4	2,280	116	49,108	315	114,387	44	24,756	155	58,852
28	Crop-specialty	2,128	1,007,506	51	38,564	149	123,138	80	40,707	23	12,848	184	77,083
29	Fruit	64	34,314									5	435
30	Truck	48	21,124									7	1,575
31	Dairy	1,811	874,574	9	8,722	16	9,604	20	5,191	11	4,355	36	12,237
32	Animal-specialty	2,450	4,965,711	12	39,517	48	49,085	46	64,027	38	136,226	76	178,762
33	Stock-ranch	6,713	33,390,010	289	3,529,572	146	2,225,987	222	937,964	63	400,805	103	513,241
34	Poultry	162	80,599					5	1,005	1	380	3	475
35	Self-sufficing	435	33,103			29	2,209	22	1,349	1	35	1	90
36	Abnormal	1,002	1,115,324	8	15,705	20	23,281	15	7,865	5	6,503	12	31,170
	Livestock products, sold or traded												
37	All types	33,294	22,456,873	387	677,422	622	419,389	773	684,516	256	236,057	931	583,651
38	General	5,288	2,563,187	58	27,727	143	65,010	112	60,448	53	26,981	204	130,177
39	Cash-grain	13,227	8,317,207	4	1,118	122	39,201	334	84,753	64	17,119	208	65,537
40	Crop-specialty	2,510	876,462	71	23,253	168	47,988	62	33,790	25	8,195	246	96 042
41	Fruit	112	47,227									7	1,813
42	Truck	78	25,265									9	3,528
43	Dairy	2,171	4,266,034	14	53,680	22	29,143	22	21,333	12	10,409	46	71,476
44	Animal-specialty	2,082	1,102,158	9	7,073	30	10,916	37	9,194	35	26,712	74	46,470
45	Stock-ranch	5,496	9,411,610	224	561,142	108	216,333	162	457,594	55	141,136	92	155,386
46	Poultry	359	421,503					5	3,220	4	4,837	7	5,077
47	Self-sufficing	713	62,944			14	1,212	23	2,008	2	243	14	1,323
48	Abnormal	1,198	362,376	7	3,429	15	9,586	16	12,176	6	425	24	6,822
	Forest products sold:												
49	All types	1,601	438,010	18	2,136	35	6,234	10	913	17	6,206	28	3,983
50	General	336	65,375	2	150	6	1,156			4	990	6	555
51	Cash-grain	196	29,052			6	401	2	258	5	2,237	5	441
52	Crop-specialty	135	20,118	2	225	7	756	2	95			1	195
53	Fruit	6	535										
54	Truck	4	1,039										
55	Dairy	90	11,146	1	7	1	30						
56	Animal-specialty	89	13,818			2	224			2	1,025	6	353
57	Stock-ranch	381	73,708	12	1,739	7	1,926	5	505	4	924	4	321
58	Poultry	4	970										
59	Self-sufficing	71	5,338			4	204					1	85
60	Abnormal	280	210,918	1	15	2	1,537	1	55	2	1,030	6	2,033
	Farm products used by operator's family												
61	All types	39,999	9,973,357	465	215,108	937	349,089	1,089	289,774	273	77,514	997	260 530
62	General	5,594	1,594,818	53	20,127	172	49,240	135	41,077	53	16,924	209	58,693
63	Cash-grain	16,261	3,683,385	4	1,330	205	47 741	485	119,235	73	18,358	222	54,408
64	Crop-specialty	3,415	869,484	94	30,962	251	63,086	101	29,031	32	7,867	290	79,757
65	Fruit	165	35,778									8	1,800
66	Truck	124	32,420									10	2,000
67	Dairy	2,147	555,523	14	6,120	22	6,764	22	5,550	12	2,424	46	9,696
68	Animal-specialty	2,349	600,621	12	5,200	46	9,303	45	12,537	38	11,859	69	18,867
69	Stock-ranch	6,193	1,881,255	273	147,256	142	52,364	214	67,109	52	17,222	91	24,806
70	Poultry	352	65,903					5	585	3	404	7	1,175
71	Self-sufficing	1 401	290,081			68	14,765	61	10,887	3	465	19	3,940
72	Abnormal	1 998	364,069	16	4,118	31	5,799	21	3,763	7	1 901	26	5,368
	RECEIPTS FROM BOARDERS, LODGERS, ETC.												
73	All types	1,343	495,358	25	9,605	24	13,231	26	4,324	14	1,615	18	7,917
74	General	221	33,262	3	700	5	620	4	580	2	285	3	510
75	Cash-grain	472	70,168			3	695	8	1,313	5	535	4	305
76	Crop-specialty	80	14,222	2	175	4	349	3	668	2	260	3	750
77	Fruit	4	168									1	21
78	Truck	1	30										
79	Dairy	48	7 398	1	100			1	1,000	1	30	3	241
80	Animal-specialty	85	12,784					2	280	1	120	3	490
81	Stock-ranch	251	74,752	15	3,080	7	7,027	7	453	2	330	1	5,600
82	Poultry	5	570										
83	Self-sufficing	34	2,779					1	30				
84	Abnormal	152	278,693	4	5,550	5	4,540			1	55		

COUNTY TABLE III.—VALUE OF FARM PRODUCTS SOLD, TRADED, OR USED BY OPERATOR'S

[See note, p 83, beginning

	CLASS OF PRODUCT AND TYPE OF FARM (See definitions in Introduction)	CARTER		CASCADE		CHOUTEAU		CUSTER		DANIELS		DAWSON	
		Farms reporting	Value	Farms reporting	Value	Farms reporting	Value	Farms reporting	Value	Farms reporting	Value	Farms reporting	Value
	All products (sold, traded, or used by operator's family)	*Number*	*Dollars*	*Number*	*Dollars*	*Number*	*Dollars*	*Number*	*Dollars*	*Number*	*Dollars*	*Number*	*Dollars*
1	All types	818	1,972,459	1,374	5,490,530	1,533	5,810,344	675	2,162,551	893	1,414,387	990	2,494,786
2	General	102	126,972	149	240,813	81	137,604	91	119 137	23	40,001	134	228,367
3	Cash-grain	121	219,369	518	1,967 722	1,185	4,312,872	179	441 685	798	1,179,853	561	1,672,753
4	Crop-specialty	25	20,170	72	142,703	10	11,515	98	203,184			10	20,595
5	Fruit												
6	Truck			12	38 675			7	12,024				
7	Dairy	3	3,484	110	584,295	9	23,866	31	126 236			20	85,249
8	Animal-specialty	115	201,935	175	884,573	20	40,473	17	52,744	11	25,329	55	142,444
9	Stock-ranch	362	1,360 667	148	1 819,581	179	1,263,702	208	1,148,635	24	141,745	68	329,880
10	Poultry	4	4,978	40	48,242								
11	Self-sufficing	40	12,745	39	9,303	17	6 871	11	2,410			13	4,100
12	Abnormal	46	22,169	111	54,323	32	13,351	33	56,496	37	27,459	29	11,398
	Crops (including plants, flowers, etc), sold or traded												
13	All types	520	343,369	1,087	2,044,880	1,403	3,783,474	524	670,774	613	605,982	907	1,376,439
14	General	82	31,101	137	69 577	69	42,325	77	41,239	21	9,512	124	67,976
15	Cash-grain	120	151,628	512	1,627,298	1,173	3,598,563	178	323 368	746	766,877	659	1,222,932
16	Crop-specialty	25	17,338	72	104,496	10	8,058	98	161,004			10	14,537
17	Fruit												
18	Truck			12	35,419			7	10,304				
19	Dairy			64	21,083	5	1,571	18	6,559			19	5,426
20	Animal specialty	85	31,930	135	99,883	14	6,481	10	5,261	7	3,080	46	33 042
21	Stock-ranch	166	104,857	77	72,730	98	117,415	113	91,218	15	14,368	37	27,726
22	Poultry	3	275	25	6,609								
23	Self-sufficing	19	1,641	11	884	7	698	6	413			6	445
24	Abnormal	20	4,539	42	6,911	27	8,363	17	27,408	24	9,145	15	3,355
	Livestock, sold or traded												
25	All types	692	1,075,151	913	2,030,718	980	1,237,632	498	988,720	537	346,953	707	566,374
26	General	93	36,043	121	54,935	70	32,824	79	27,267	23	17,857	125	64,757
27	Cash-grain	81	33,927	296	146,983	696	288,736	111	45 203	464	199,287	430	202,146
28	Crop-specialty	5	845	36	11,636	2	1,110	49	16,399			5	1,776
29	Fruit												
30	Truck			6	603								
31	Dairy	3	620	87	50,470	7	3,586	25	10 593			15	8,809
32	Animal-specialty	115	125,665	171	359,105	19	20,476	16	36,415	11	16,775	55	77,669
33	Stock-ranch	350	866,470	145	1,384 577	173	888,124	205	838,539	24	102,059	66	210,305
34	Poultry	3	665	14	2,828								
35	Self-sufficing	14	1,265	9	1,003	6	351	2	142			3	187
36	Abnormal	28	9,651	28	18,578	7	2,425	11	14,162	15	10,975	8	725
	Livestock products, sold or traded												
37	All types	580	395 225	1,138	1,179 350	1,068	463,454	467	359,797	568	114,865	757	328,909
38	General	98	34,092	145	86,673	76	36,291	82	29 605	22	6,264	128	54,919
39	Cash-grain	68	15,420	396	119,297	810	198,266	127	35,327	500	81,342	471	112,565
40	Crop-specialty	4	422	49	15,234	4	557	50	16,787			8	2,170
41	Fruit												
42	Truck			6	691			5	380				
43	Dairy	3	2,521	110	488,886	9	16,896	31	99,806			20	64 459
44	Animal-specialty	87	20,695	160	92,359	11	8,951	14	6 424	11	2,609	46	16,962
45	Stock ranch	277	315,832	127	326,701	139	200,216	139	166,036	19	20,046	58	74,190
46	Poultry	4	3 264	40	33,070								
47	Self-sufficing	24	1,850	26	1,865	13	1,281	3	138			9	835
48	Abnormal	15	1,129	79	14,774	6	996	16	11,294	16	4,604	17	2,802
	Forest products sold												
49	All types	20	6,002	28	3,199	19	2,898	10	787	2	65	8	1,561
50	General			9	1,113	3	815	4	300				
51	Cash grain	2	177	3	402			2	120	2	65	2	83
52	Crop-specialty					1	27	2	245			3	112
53	Fruit												
54	Truck												
55	Dairy			1	30								
56	Animal-specialty	4	337	5	382								
57	Stock-ranch	10	1,458	8	1,045	14	2,212	2	122			2	166
58	Poultry												
59	Self-sufficing			1	27	1	38						
60	Abnormal	4	4,030	1	200							1	1,200
	Farm products used by operator's family												
61	All types	694	152,772	1,272	232,338	1,322	322,899	613	149,473	794	148 521	874	221,510
62	General	102	25,726	148	28,515	81	25,639	91	20,726	23	6,368	133	40,715
63	Cash grain	94	18,217	449	73,752	1,004	227 307	157	34,567	645	129,281	567	134 027
64	Crop-specialty	10	1,565	68	11,337	8	1,763	82	14,749			9	2,000
65	Fruit												
66	Truck			11	1,962			7	1,340				
67	Dairy	3	343	100	23,826	9	1 813	31	9 278			20	6,555
68	Animal-specialty	106	23,278	168	33,144	18	4,565	17	3 644	11	2,865	53	14,771
69	Stock ranch	315	72,050	139	34 528	174	55 735	194	52,720	24	5,272	60	17,493
70	Poultry	3	774	39	5,735								
71	Self-sufficing	40	7,989	39	5,724	17	4,503	11	1,717			13	2,633
72	Abnormal	21	2,820	102	13 860	11	1 567	23	3 632	21	2,735	19	3,316
	RECEIPTS FROM BOARDERS, LODGERS, ETC												
73	All types	36	14,873	28	3,603	19	2,191	23	3,596	16	2,070	46	11 936
74	General	6	816	6	637	2	370	5	306	1	21	9	1,080
75	Cash-grain	5	555	7	837	16	1,791	8	2,167	13	1,959	23	3,651
76	Crop-specialty			1	42			2	449				
77	Fruit												
78	Truck												
79	Dairy			2	286			1	112			2	516
80	Animal-specialty	7	805	5	961	1	30			1	90	6	1 281
81	Stock ranch	16	2,502	4	564			5	500			5	1 262
82	Poultry			1	50								
83	Self-sufficing	1	150	1	46								
84	Abnormal	1	10,045	1	180			1	62			3	4 166

FAMILY; AND RECEIPTS FROM BOARDERS, ETC; 1929, BY TYPE OF FARM—Continued

of this table]

DEER LODGE		FALLON		FERGUS		FLATHEAD		GALLATIN		GARFIELD		GLACIER		GOLDEN VALLEY		GRANITE		
Farms reporting	Value	Farms reporting	Value	Farms reporting	Value	Farms reporting	Value	Farms reporting	Value	Farms reporting	Value	Farms reporting	Value	Farms reporting	Value	Farms reporting	Value	
Number	*Dollars*	*Number*	*Dollars*	*Number*	*Dollars*	*Number*	*Dollars*	*Number*	*Dollars*	*Number*	*Dollars*	*Number*	*Dollars*	*Number*	*Dollars*	*Number*	*Dollars*	
137	1,020,177	628	1,947,982	2,004	5,752,167	1,272	1,789,700	1,270	4,836,778	998	2,082,821	428	1,468,371	376	828,637	238	898,492	1
12	16,153	46	75,821	239	384,126	292	412,837	247	766,956	94	117,538	18	18,374	47	60,579	41	64,000	2
-	-	438	1,352,616	1,139	3,179,544	243	451,703	433	1,698,345	264	394,632	126	444,343	148	245,433	16	18,035	3
26	98,169	-	-	48	140,792	105	155,789	177	583,965	49	99,178	113	62,202	4	6,641	42	96,167	4
-	-	-	-	-	-	16	23,069	-	-	-	-	-	-	-	-	-	-	5
-	-	-	-	-	-	9	35,766	24	142,270	-	-	-	-	-	-	-	-	6
19	135,077	8	12,797	70	164,790	118	254,781	115	358,585	4	6,158	6	16,566	7	11,659	22	96,891	7
-	-	32	111,664	152	455,314	62	174,322	108	495,290	48	92,075	-	-	11	16,127	4	15,104	8
38	275,646	86	882,363	228	1,328,651	11	53,439	40	494,256	447	1,314,917	108	889,847	137	477,704	80	596,434	9
13	32,472	4	6,663	5	5,316	22	27,060	19	35,485	-	-	-	-	-	-	-	-	10
-	-	5	1,334	52	12,047	90	30,505	42	17,428	39	10,582	17	3,778	7	2,790	10	2,303	11
34	462,660	9	4,724	71	81,587	309	170,429	65	244,198	53	47,741	40	33,261	15	5,704	18	9,558	12
74	508,593	588	1,086,258	1,717	2,871,399	898	697,540	1,091	2,348,285	637	487,039	333	496,219	258	181,738	157	164,483	13
9	5,012	44	24,625	207	109,917	247	144,400	222	312,695	73	30,549	15	4,882	37	12,683	30	13,535	14
-	-	438	979,176	1,114	2,364,100	243	318,316	431	1,318,434	247	271,948	123	389,926	137	127,428	16	12,696	15
25	83,445	-	-	48	106,970	105	116,406	177	412,614	48	72,476	113	50,241	4	3,502	42	70,191	16
-	-	-	-	-	-	16	19,054	-	-	-	-	-	-	-	-	-	-	17
-	-	-	-	-	-	9	27,675	23	118,715	-	-	-	-	-	-	-	-	18
7	2,925	7	2,615	38	18,902	50	21,208	72	38,693	1	100	3	731	2	573	13	6,509	19
-	-	80	28,554	116	80,369	34	19,510	79	99,440	39	16,128	-	-	7	1,252	3	2,301	20
14	17,955	59	46,448	143	177,694	1	12	20	29,372	194	92,074	48	42,632	61	34,471	41	47,390	21
5	1,617	3	1,086	3	1,030	13	4,151	10	2,414	-	-	-	-	-	-	-	-	22
-	-	8	127	7	546	33	3,137	16	1,528	13	1,116	10	794	3	496	3	274	23
14	395,639	4	2,628	41	11,781	142	23,671	41	19,380	22	2,648	21	6,013	7	1,333	9	1,587	24
82	232,310	487	484,062	1,396	1,625,711	692	323,997	939	1,333,583	786	1,070,532	226	629,440	316	362,941	161	491,160	25
9	3,390	38	19,683	200	92,600	244	62,542	225	180,349	88	37,740	16	5,975	43	14,537	40	16,737	26
-	-	322	159,598	694	308,847	149	33,847	291	134,609	149	58,065	57	17,228	113	49,250	6	1,825	27
12	4,204	-	-	26	16,986	35	7,832	107	66,851	28	12,852	28	3,779	3	1,269	19	7,621	28
-	-	-	-	-	-	2	71	-	-	-	-	-	-	-	-	-	-	29
-	-	-	-	-	-	2	170	13	13,492	-	-	-	-	-	-	-	-	30
18	4,394	5	786	56	22,968	86	80,451	106	76,948	4	835	2	465	6	1,422	19	18,644	31
-	-	32	62,694	149	250,691	61	103,977	107	271,038	47	58,076	-	-	11	9,131	4	9,016	32
30	208,521	84	239,181	222	872,276	10	36,802	39	387,791	433	862,449	104	577,610	135	305,564	80	426,676	33
8	1,470	2	1,188	1	39	10	2,507	9	1,149	-	-	-	-	-	-	-	-	34
-	-	1	80	15	794	23	1,719	14	919	9	1,055	1	28	1	30	5	167	35
10	10,331	6	902	34	51,510	70	44,009	21	200,437	28	39,460	18	17,355	6	1,038	8	965	36
109	942,838	497	340,399	1,677	778,837	897	462,483	1,066	796,567	657	342,647	217	299,211	319	180,568	178	194,653	37
12	4,516	44	19,719	234	110,026	286	124,410	238	186,885	85	24,803	14	3,871	47	21,801	37	20,302	38
-	-	338	117,874	853	265,378	205	47,369	352	126,742	148	21,934	69	17,412	122	40,677	9	2,005	39
15	5,535	-	-	24	7,805	40	13,561	127	60,977	20	4,236	24	1,942	3	1,045	22	10,375	40
-	-	-	-	-	-	11	755	-	-	-	-	-	-	-	-	-	-	41
-	-	-	-	-	-	6	4,961	14	7,859	-	-	-	-	-	-	-	-	42
19	123,230	8	7,707	70	103,978	113	175,462	115	212,288	4	4,363	6	14,230	7	8,128	22	64,854	43
-	-	29	12,701	133	75,794	53	36,958	103	89,843	36	9,257	-	-	11	3,404	4	2,624	44
25	40,906	71	77,889	191	208,210	9	12,458	34	64,451	331	276,209	91	250,061	114	103,232	70	93,089	45
13	26,853	4	3,792	5	3,547	22	16,820	19	27,846	-	-	-	-	-	-	-	-	46
-	-	4	219	30	1,983	44	3,699	30	3,912	20	1,185	5	211	5	714	7	400	47
25	41,806	4	398	37	7,118	108	16,030	34	14,754	13	660	8	4,484	10	1,562	7	1,004	48
2	1,500	-	-	82	19,061	170	64,964	67	11,030	59	6,498	2	1,355	8	645	21	4,436	49
-	-	-	-	21	4,194	43	6,535	13	2,834	5	637	-	-	2	120	8	1,513	50
-	-	-	-	20	7,028	10	1,637	16	1,551	3	312	-	-	1	200	-	-	51
1	300	-	-	9	150	9	4,257	11	3,024	10	1,897	-	-	-	-	2	165	52
-	-	-	-	-	-	2	255	-	-	-	-	-	-	-	-	-	-	53
-	-	-	-	-	-	1	900	1	82	-	-	-	-	-	-	-	-	54
-	-	-	-	3	1,160	11	2,424	5	168	-	-	-	-	-	-	1	100	55
-	-	-	-	8	469	3	490	5	737	2	42	-	-	-	-	1	24	56
-	-	-	-	16	4,691	3	1,032	9	1,535	27	3,261	-	-	4	295	5	208	57
-	-	-	-	-	-	1	30	1	50	-	-	-	-	-	-	-	-	58
-	-	-	-	4	414	10	543	2	260	2	192	-	-	-	-	-	-	59
1	1,200	-	-	6	955	77	46,851	4	780	3	157	2	1,355	1	30	4	2,425	60
138	38,936	664	138,363	1,801	457,959	1,137	250,796	1,169	348,383	851	176,105	277	57,146	346	81,450	207	63,771	61
12	3,235	45	11,794	239	67,339	292	74,950	245	84,193	94	23,609	18	3,646	47	11,438	41	11,918	62
-	-	387	95,968	991	234,191	226	50,534	399	117,009	211	42,373	97	19,777	128	27,878	9	2,009	63
25	4,685	-	-	35	6,851	77	13,733	141	40,499	41	7,717	47	6,240	3	825	30	7,815	64
-	-	-	-	-	-	13	2,934	-	-	-	-	-	-	-	-	-	-	65
-	-	-	-	-	-	8	2,060	32	7,122	-	-	-	-	-	-	-	-	66
19	4,538	8	1,689	69	17,784	111	25,236	113	30,488	4	860	6	1,140	7	1,536	22	6,784	67
-	-	39	7,715	145	39,001	59	13,387	102	34,232	43	8,572	-	-	11	2,340	4	1,140	68
30	8,262	80	18,845	209	70,780	9	3,135	34	11,107	383	80,924	71	19,544	130	34,142	77	29,071	69
12	2,532	4	596	5	700	22	3,552	19	4,026	-	-	-	-	-	-	-	-	70
-	-	5	958	59	8,310	90	21,407	42	10,300	39	7,034	17	2,745	7	1,550	10	1,462	71
34	13,684	6	796	56	10,223	230	39,868	45	8,847	36	4,816	21	4,054	13	1,741	14	3,577	72
2	384	31	4,308	49	11,962	49	10,363	30	16,171	34	4,015	10	8,898	21	3,761	13	2,672	73
-	-	2	276	12	1,460	17	3,421	4	418	4	575	-	-	3	398	2	240	74
-	-	30	2,702	20	3,127	2	175	3	123	6	550	4	910	5	607	1	1,200	75
-	-	-	-	-	-	3	465	2	470	1	40	-	-	1	200	1	250	76
-	-	-	-	-	-	-	-	-	-	-	-	-	-	-	-	-	-	77
-	-	-	-	-	-	-	-	-	-	-	-	-	-	-	-	-	-	78
-	-	-	-	-	-	5	738	-	-	-	-	-	-	-	-	1	201	79
-	-	4	530	5	845	2	264	2	330	-	-	-	-	-	-	-	-	80
-	-	4	530	9	960	2	273	2	1,050	30	2,540	1	15	12	2,556	6	761	81
-	-	-	-	-	-	-	-	1	90	-	-	-	-	-	-	-	-	82
-	-	-	-	1	300	3	141	1	10	1	200	-	-	-	-	-	-	83
2	384	1	280	2	3,350	15	4,886	5	13,680	2	110	5	8,967	-	-	1	20	84

COUNTY TABLE III.—VALUE OF FARM PRODUCTS SOLD, TRADED, OR USED BY OPERATOR'S

[See note, p 83, beginning

	Class of product and type of farm (See definitions in Introduction)	Hill		Jefferson		Judith Basin		Lake		Lewis and Clark		Liberty	
		Farms reporting	Value	Farms reporting	Value	Farms reporting	Value	Farms reporting	Value	Farms reporting	Value	Farms reporting	Value
	All products (sold, traded, or used by operator's family)	*Number*	*Dollars*	*Number*	*Dollars*	*Number*	*Dollars*	*Number*	*Dollars*	*Number*	*Dollars*	*Number*	*Dollars*
1	All types	1,390	3,344,169	341	818,348	763	2,589,618	1,120	3,170,603	583	2,539,338	395	1,316,609
2	General	103	162,029	49	69 445	54	78,204	226	394,150	74	116,178	7	10,450
3	Cash-grain	1,050	2,575,008	38	59,827	471	1,263 021	198	491,774	75	159,326	312	954,425
4	Crop-specialty	8	17,302	49	88,390	14	20,716	87	122 492	79	270,135	-----	-----
5	Fruit	-----	-----	-----	-----	-----	-----	20	20,174	-----	-----	-----	-----
6	Truck	-----	-----	3	5,307	-----	-----	-----	-----	-----	-----	-----	-----
7	Dairy	22	59,285	61	199 095	18	47,931	235	457,192	56	273,198	-----	-----
8	Animal-specialty	29	71,716	8	15,452	17	66 197	92	281,846	24	103,414	5	12 348
9	Stock-ranch	80	304,503	86	327,355	155	1,096,518	58	253,723	165	1,830,676	55	324,328
10	Poultry	4	5,624	15	17,860	5	5,287	24	35 138	12	18,211	-----	-----
11	Self-sufficing	49	11,879	5	1,928	10	3,303	60	22,784	25	6,515	-----	-----
12	Abnormal	45	16,823	27	32,689	22	8,441	120	91 332	72	54,675	16	14,058
	Crops (including plants, flowers, etc), sold or traded												
13	All types	1,279	2,203,092	196	162,258	664	993,588	818	709,600	380	478,750	351	796,829
14	General	92	54,843	38	22,151	46	24,781	202	113,666	60	29,691	7	3,700
15	Cash-grain	1,049	2,050,837	31	39,420	456	863,087	197	359,708	67	115,384	307	767,205
16	Crop-specialty	8	12,189	49	64,854	14	16,300	87	87 560	79	205,566	-----	-----
17	Fruit	-----	-----	-----	-----	-----	-----	20	16,250	-----	-----	-----	-----
18	Truck	-----	-----	3	5,557	-----	-----	-----	-----	-----	-----	-----	-----
19	Dairy	8	3,189	18	7,056	11	5,238	132	49,201	34	20,112	-----	-----
20	Animal-specialty	21	16,261	4	2,395	13	6,488	64	42,897	18	19,842	3	2,120
21	Stock-ranch	39	26,391	35	15,516	101	71,514	21	11,793	85	76,015	25	19,814
22	Poultry	2	258	5	1,066	4	1,490	12	2,112	3	357	-----	-----
23	Self-sufficing	30	1,958	3	349	3	167	23	2,642	5	445	-----	-----
24	Abnormal	30	7,096	10	3,892	16	4,523	60	20,771	29	11,338	9	3,990
	Livestock, sold or traded												
25	All types	805	554,256	247	324,762	564	1,031,414	769	594,831	373	1,458,485	268	335,314
26	General	96	44,702	41	14,808	48	18,501	203	85 975	57	22,176	6	1,701
27	Cash grain	540	187,110	21	7,158	308	159,817	121	39,082	25	9,417	197	95,230
28	Crop-specialty	6	1,822	22	9,359	6	1,200	29	9,394	34	26,389	-----	-----
29	Fruit	-----	-----	-----	-----	-----	-----	5	543	-----	-----	-----	-----
30	Truck	-----	-----	-----	-----	-----	-----	-----	-----	-----	-----	-----	-----
31	Dairy	18	8,873	51	27,037	17	10 222	207	99,573	41	19,746	-----	-----
32	Animal-specialty	29	42,594	7	6,444	17	47,916	87	152,945	24	66 215	5	7,580
33	Stock-ranch	79	264,770	85	239,458	155	692,249	57	180 813	161	1,306,122	54	229,048
34	Poultry	1	85	6	1,046	1	126	15	3,647	4	1,291	-----	-----
35	Self-sufficing	20	1,479	2	139	2	317	22	2,136	4	74	-----	-----
36	Abnormal	16	2 821	12	19,313	10	1,066	43	20,523	23	7,055	6	1,835
	Livestock products, sold or traded												
37	All types	947	343,106	274	270,700	640	375,334	661	586,745	464	732,015	256	113,555
38	General	94	35,256	41	22 538	54	20,374	214	119,416	71	42,968	6	3,422
39	Cash-grain	705	130,787	28	3,479	392	131,448	136	46,472	52	20,032	191	42,375
40	Crop-specialty	5	1,726	33	7,511	6	753	45	13,938	54	24,360	-----	-----
41	Fruit	-----	-----	-----	-----	-----	-----	7	501	-----	-----	-----	-----
42	Truck	-----	-----	-----	-----	-----	-----	-----	-----	-----	-----	-----	-----
43	Dairy	22	71 812	61	152,388	18	26,660	235	245,161	56	219,558	-----	-----
44	Animal-specialty	22	5,553	8	4,898	16	6,376	61	62,520	21	11,114	5	935
45	Stock ranch	64	83,626	68	56,128	132	188,572	42	46 401	150	381,787	44	60,754
46	Poultry	4	4,796	15	13,166	5	3,031	24	24 447	12	14,516	-----	-----
47	Self-sufficing	13	999	4	315	9	579	27	2,646	15	841	-----	-----
48	Abnormal	18	1,551	16	5,277	8	541	50	25,243	33	16,809	10	6,069
	Forest products sold												
49	All types	19	1,830	28	3,904	10	1,085	77	17,666	43	13,362	1	25
50	General	5	328	7	798	1	100	23	5,295	9	2,023	-----	-----
51	Cash grain	3	504	-----	-----	2	280	12	2,065	-----	-----	1	25
52	Crop-specialty	-----	-----	4	307	-----	-----	1	30	3	157	-----	-----
53	Fruit	-----	-----	-----	-----	-----	-----	-----	-----	-----	-----	-----	-----
54	Truck	-----	-----	-----	-----	-----	-----	-----	-----	-----	-----	-----	-----
55	Dairy	-----	-----	6	621	1	50	6	654	1	45	-----	-----
56	Animal-specialty	3	792	2	450	-----	-----	3	443	1	50	-----	-----
57	Stock-ranch	6	143	6	666	6	655	2	520	17	2,319	-----	-----
58	Poultry	-----	-----	-----	-----	-----	-----	1	290	-----	-----	-----	-----
59	Self-sufficing	1	13	-----	-----	-----	-----	8	480	3	230	-----	-----
60	Abnormal	1	50	3	1,062	-----	-----	21	7,889	9	8,538	-----	-----
	Farm products used by operator's family												
61	All types	1,182	242,955	307	56,726	704	135,197	1,021	261,963	527	149,716	325	69,836
62	General	103	26,900	45	9,150	54	14 448	226	69,798	74	19 290	7	1,627
63	Cash grain	871	109,770	32	4,770	422	108,389	169	44,447	60	14,493	250	49,590
64	Crop-specialty	7	1,505	38	6,359	10	2,463	58	11,570	60	13,663	-----	-----
65	Fruit	-----	-----	-----	-----	-----	-----	17	2,880	-----	-----	-----	-----
66	Truck	-----	-----	3	750	-----	-----	-----	-----	-----	-----	-----	-----
67	Dairy	22	5,411	60	11,993	18	5,761	232	62,603	55	13,737	-----	-----
68	Animal-specialty	28	6,516	8	1,265	17	5 417	86	23 041	24	6 193	5	1,793
69	Stock ranch	68	19,573	81	15,587	154	43,528	46	11,196	156	64 433	50	14,712
70	Poultry	4	485	15	2,932	5	640	24	4 642	12	2,047	-----	-----
71	Self-sufficing	49	7,430	5	1,125	10	2,240	60	14,880	25	4 925	-----	-----
72	Abnormal	30	5,305	20	3,145	14	2,311	103	16,906	61	10,935	13	2,164
	RECEIPTS FROM BOARDERS, LODGERS, ETC												
73	All types	27	3,605	11	18,019	11	1,447	21	4,319	34	18,431	5	952
74	General	6	900	1	300	1	300	3	565	1	200	-----	-----
75	Cash grain	18	2,355	1	80	6	676	3	500	1	210	3	552
76	Crop-specialty	-----	-----	3	535	-----	-----	1	50	2	66	-----	-----
77	Fruit	-----	-----	-----	-----	-----	-----	1	100	-----	-----	-----	-----
78	Truck	-----	-----	-----	-----	-----	-----	-----	-----	-----	-----	-----	-----
79	Dairy	-----	-----	-----	-----	1	106	3	172	2	245	-----	-----
80	Animal-specialty	-----	-----	-----	-----	1	115	4	1,015	4	461	-----	-----
81	Stock ranch	1	20	3	870	1	25	-----	-----	11	2,759	2	400
82	Poultry	2	330	-----	-----	-----	-----	1	100	-----	-----	-----	-----
83	Self sufficing	-----	-----	-----	-----	-----	-----	-----	-----	1	300	-----	-----
84	Abnormal	-----	-----	3	13,727	1	225	5	1,817	12	14,200	-----	-----

FAMILY; AND RECEIPTS FROM BOARDERS, ETC., 1929, BY TYPE OF FARM—Continued

of this table]

LINCOLN		M'CONE		MADISON		MEAGHER		MINERAL		MISSOULA		MUSSELSHELL		PARK		PETROLEUM		
Farms reporting	Value	Farms reporting	Value	Farms reporting	Value	Farms reporting	Value	Farms reporting	Value	Farms reporting	Value	Farms reporting	Value	Farms reporting	Value	Farms reporting	Value	
Number	*Dollars*	*Number*	*Dollars*	*Number*	*Dollars*	*Number*	*Dollars*	*Number*	*Dollars*	*Number*	*Dollars*	*Number*	*Dollars*	*Number*	*Dollars*	*Number*	*Dollars*	
474	539,589	987	1,748,895	708	3,395,094	251	1,600,061	85	89,749	686	1,480,061	503	942,393	614	2,593,997	349	881,198	1
91	127,527	80	104,437	130	342,579	24	47,141	22	24,232	118	221,845	102	123,903	108	250,920	83	128,082	2
5	10,369	653	1,052,717	45	149,606	28	37,963	9	9,635	45	105,443	187	239,338	107	355,890	105	138,454	3
54	70,991	17	16,541	120	362,529	16	48,905	4	5,885	77	159,742	8	9,391	62	131,665	31	68,334	4
										35	33,724							5
										11	*24,983*			*8*	*10,098*			6
39	79,344	5	7,455	34	62,754	12	54,559	5	15,458	79	313,458	29	56,206	56	182,583	4	7,262	7
24	47,518	89	228,341	30	96,211	11	14,346	5	9,532	48	203,346	24	35,777	63	240,344	51	141,446	8
11	44,001	73	276,400	258	2,415,463	122	1,386,752			37	194,318	93	440,677	147	1,387,584	51	373,691	9
6	10,497			15	20,874					32	88,214	3	3,315					10
75	29,994	30	11,357	30	8,804	18	4,015	25	6,565	51	17,163	21	7,428	19	5,093	9	1,655	11
169	119,341	40	51,147	41	36,074	20	6,380	15	11,442	138	117,825	36	26,358	46	29,820	15	27,274	12
273	119,697	834	874,160	477	588,964	85	89,937	48	19,975	485	436,815	348	231,137	459	563,745	285	298,947	13
70	26,787	66	26,549	106	80,764	9	17,856	16	4,928	101	77,145	77	36,909	93	82,342	69	36,005	14
5	8,278	623	767,725	43	104,009	21	23,857	9	6,525	43	75,573	170	150,095	104	245,352	100	81,355	15
54	58,998	17	11,514	120	249,209	16	38,873	4	4,392	75	124,445	8	5,685	62	93,246	31	45,566	16
										85	25,400							17
										11	21,806			6	7,641			18
13	2,766			24	7,236	8	910	2	705	47	19,320	12	2,248	36	15,499	2	1,030	19
15	6,605	63	35,379	23	15,806	4	603	2	255	35	32,904	16	5,418	42	33,628	41	31,090	20
7	3,085	28	22,938	140	120,003	24	6,561			19	26,389	38	26,098	74	77,708	32	31,487	21
3	1,420			2	800					21	14,500	1	141					22
31	2,484	16	2,278	8	617	8	295	9	1,130	16	1,906	10	1,261	12	851	1	10	23
75	9,404	21	7,779	11	10,520	5	982	6	2,040	82	17,427	16	3,282	23	7,478	9	2,404	24
250	105,194	695	598,400	580	1,830,908	169	391,773	41	15,753	379	410,799	374	421,761	483	1,303,918	275	388,317	25
73	22,937	77	32,381	114	57,900	16	20,268	21	5,051	85	46,034	88	31,242	103	61,696	81	35,948	26
3	550	339	123,797	31	25,806	8	7,842	3	675	28	10,500	122	28,284	77	47,918	63	19,620	27
12	1,917	8	1,876	84	55,572	4	5,854	1	250	27	8,869	3	1,284	29	13,554	16	10,809	28
										7	870							29
										2	120			2	305			30
33	12,300	5	2,707	28	10,503	5	9,468	5	2,906	68	32,332	23	9,426	48	87,099	4	707	31
24	27,980	89	149,455	30	54,855	11	8,526	5	5,390	48	133,092	24	21,155	63	143,118	51	81,429	32
11	29,821	72	176,273	254	1,617,203	115	936,717			86	136,439	88	314,505	145	996,918	50	217,726	33
2	206			8	995					9	1,386	1	50					34
36	2,999	11	855	10	1,376	2	90	3	156	18	1,225	10	382	3	76	1	85	35
55	6,484	24	39,056	21	6,698	8	3,008	3	1,325	51	40,432	15	15,433	13	3,234	9	21,998	36
283	196,633	698	171,496	576	772,698	190	453,095	44	91,947	484	456,665	411	195,673	509	597,257	268	194,373	37
88	40,695	74	23,987	125	64,433	23	4,891	21	6,756	105	58,090	95	34,624	101	63,725	76	35,918	38
2	516	397	65,582	36	8,811	12	3,879	4	500	29	8,773	142	30,826	80	32,080	78	16,364	39
12	1,243	7	673	81	27,792	7	1,586	1	30	39	13,831	3	1,572	35	13,293	12	5,898	40
										12	1,875							41
										5	676			4	790			42
39	51,615	5	3,508	34	36,587	12	40,532	5	10,542	79	238,858	29	38,385	56	114,363	4	4,640	43
18	6,449	66	25,089	26	16,781	9	3,092	4	2,476	41	24,488	21	5,102	58	43,760	43	17,544	44
9	6,490	57	59,953	224	591,080	99	397,406			27	20,721	86	79,016	130	250,427	43	113,002	45
6	7,535			15	16,042					32	65,169	3	2,346					46
41	3,825	14	1,512	11	948	9	815	4	172	22	1,939	12	1,272	10	654	4	165	47
66	8,265	8	1,222	24	10,154	9	894	5	1,471	73	22,245	20	2,530	28	8,165	8	857	48
114	74,369	15	3,123	40	4,054	33	8,491	15	4,636	63	35,071	32	6,505	47	16,440	4	387	49
26	6,007	4	1,450	7	409	3	218	5	917	21	3,226	8	619	9	2,500			50
		3	318							1	48	13	2,294	2	195			51
5	1,215	3	163	4	167	1	52	1	63	6	702			1	100	3	307	52
										1	5							53
														1	37			54
10	1,413			2	110					5	837			4	240	1	60	55
2	250	2	38			1	150	1	26	6	1,631			6	1,728			56
4	625	1	52	22	2,968	24	7,715			4	1,231	8	2,365	19	8,415			57
																		58
11	1,035	1	72	1	50	1	25	5	391	3	436			1	75			59
56	63,894	1	30	4	350	2	261	3	3,239	15	11,955	3	1,227	4	3,150			60
451	113,539	851	174,938	663	196,540	212	56,835	84	90,438	616	150,711	461	87,317	574	183,637	322	60,194	61
91	31,101	79	20,070	129	39,073	24	3,908	22	6,580	113	32,350	102	20,509	108	40,657	83	20,216	62
4	1,028	540	105,295	42	11,180	18	2,385	8	1,935	39	10,549	166	27,839	98	30,345	90	16,125	63
49	7,618	13	2,415	109	29,759	11	2,540	4	1,150	53	11,895	4	850	45	11,472	29	5,754	64
										34	6,074							65
										10	2,381			5	1,325			66
39	11,250	5	1,240	34	8,316	12	3,640	5	1,305	78	22,111	29	6,147	55	15,382	4	825	67
24	6,234	88	18,330	26	8,769	9	1,975	5	1,385	47	11,231	23	4,102	63	18,110	48	11,383	68
11	3,980	70	17,186	244	84,209	108	38,353			32	9,538	85	18,693	141	54,116	48	11,476	69
6	1,336			15	3,037					31	7,159	3	778					70
75	19,651	30	6,640	30	5,813	18	2,790	25	4,716	51	11,657	21	4,513	19	3,437	9	1,395	71
152	31,364	36	3,060	37	8,352	13	1,235	15	3,367	128	25,706	26	3,886	40	7,793	11	2,020	72
43	12,143	34	4,997	10	10,972	6	1,430	8	5,730	21	37,894	20	2,506	26	45,140	19	3,907	73
8	994	6	790	4	815	1	90	1	30	6	1,059	5	514	5	1,280	3	105	74
		15	2,068							2	293	7	1,006	3	505	8	1,467	75
3	673			4	1,330	1	73			2	176			2	285			76
																		77
														1	30			78
1	45									1	45			2	1,175	1	10	79
1	300	8	814	1	192					1	21					2	325	80
1	5	4	330	5	790	3	367			1	2,150	9	919	8	4,465	3	410	81
																		82
7	1,230	1	33	1	95													83
22	9,017	1	264	4	7,600	1	1,000	5	5,700	8	34,080	1	180	7	37,400	2	959	84

COUNTY TABLE III.—VALUE OF FARM PRODUCTS SOLD, TRADED, OR USED BY OPERATOR'S

[See note, p 83, beginning

	CLASS OF PRODUCT AND TYPE OF FARM (See definitions in Introduction)	PHILLIPS		PONDERA		POWDER RIVER		POWELL		PRAIRIE		RAVALLI	
		Farms reporting	Value	Farms reporting	Value	Farms reporting	Value	Farms reporting	Value	Farms reporting	Value	Farms reporting	Value
	All products (sold, traded, or used by operator's family)	*Number*	*Dollars*	*Number*	*Dollars*	*Number*	*Dollars*	*Number*	*Dollars*	*Number*	*Dollars*	*Number*	*Dollars*
1	All types	1,399	3,011,112	884	2,903,219	861	2,604,026	326	2,085,930	531	1,378,867	1,219	3,434,153
2	General	194	258,794	80	140 470	129	196,117	47	77,364	50	89,358	255	509,672
3	Cash-grain	655	1,062,526	586	1,972,386	139	355,387	8	27,367	346	857,219	45	97,155
4	Crop-specialty	61	175,419	40	61,799	148	308,771	47	138,930	5	11,280	174	680,314
5	Fruit											109	457,382
6	Truck											17	54,971
7	Dairy	19	45,200	35	101,989	6	10,508	34	113 432	11	19,125	333	772,723
8	Animal-specialty	114	479 913	26	101,651	36	83,705	11	33 835	24	56,811	82	300,833
9	Stock-ranch	250	944,175	76	510 914	372	1,637,464	130	1,604,717	66	330,746	42	361,194
10	Poultry	6	7 188					16	40,008			31	54,550
11	Self-sufficing	50	10 378	10	1,829	9	3,794	6	1,344	6	1,993	41	13,066
12	Abnormal	50	27,519	31	12,181	22	8,280	27	48,933	23	12,335	90	123,383
	Crops (including plants, flowers, etc), sold or traded												
13	All types	1,102	1,131,185	799	1,759,239	666	820,205	194	276,008	456	725,021	961	1,372,085
14	General	161	76,505	76	49,534	117	68 216	34	20,350	44	33 397	235	178,939
15	Cash-grain	639	744,851	583	1,571,868	137	278,229	8	20,692	345	643,795	45	67,791
16	Crop-specialty	61	138,623	40	51,075	148	221,706	47	97,116	5	10,070	174	520,201
17	Fruit											108	360,729
18	Truck											16	46,295
19	Dairy	7	2,023	23	15,925	5	490	18	13 793	2	458	233	114,927
20	Animal-specialty	92	86,453	18	20 297	30	22,841	8	5,997	22	15,167	59	46,402
21	Stock ranch	100	73,990	38	45,920	214	225,262	55	95,077	29	18,071	14	17,699
22	Poultry	3	1,333					11	6,363			16	6,775
23	Self-sufficing	14	1,100	2	184	4	358	1	60	1	6	17	1,101
24	Abnormal	25	6,307	19	4,436	11	3,103	12	16,558	8	4,057	44	11,226
	Livestock, sold or traded												
25	All types	1,018	1,163,776	548	552,332	666	1,251,646	263	1,115,069	381	358,191	886	854,553
26	General	175	68,573	70	33,805	111	43,534	45	15,102	44	24 616	214	100,193
27	Cash grain	394	153,459	323	135,838	70	39,964	4	3,168	227	93,398	21	8,037
28	Crop-specialty	37	16,496	10	3,707	85	37,450	22	9,776	2	260	101	60,816
29	Fruit											45	32,895
30	Truck											7	2,573
31	Dairy	13	4,607	28	18 137	5	3 425	30	13 959	8	2,266	312	144,005
32	Animal-specialty	110	291,083	26	63,178	36	47,250	11	20,331	24	33,956	81	177,166
33	Stock ranch	245	613,892	75	294,660	349	1,077,640	129	1,046,383	63	199,195	41	251,907
34	Poultry	2	1,015					10	1,450			13	1,198
35	Self-sufficing	13	1,253	2	205	3	291	1	90	3	250	12	898
36	Abnormal	29	15,898	14	2,802	7	2,092	11	4,810	10	4,250	39	74,865
	Livestock products, sold or traded												
37	All types	904	456,383	677	429,143	556	290,377	280	591,738	390	190,424	1,012	380,015
38	General	178	63,448	74	38,584	113	39,009	45	29,273	49	18,152	242	150,405
39	Cash-grain	389	68,715	440	157,577	71	10,931	6	2,157	252	54,882	30	12,849
40	Crop-specialty	29	8,361	19	3,497	76	16,935	33	21,647	3	440	116	67,806
41	Fruit											73	41,893
42	Truck											10	2,988
43	Dairy	19	33,983	35	60,509	6	4,344	34	76 508	11	13,500	333	421,816
44	Animal-specialty	95	73,759	19	12,805	24	5,682	10	4,098	11	3 061	71	50,256
45	Stock-ranch	153	200,821	66	154,093	251	211,690	121	414,005	53	99,748	36	76,586
46	Poultry	6	4,180					16	28,412			31	40,457
47	Self-sufficing	19	1,532	4	191	7	604	3	255	4	212	23	2,353
48	Abnormal	16	1,564	20	1,787	8	1,092	12	15,382	7	628	47	12,596
	Forest products sold*												
49	All types	37	3,795	6	138	34	9,535	34	15,019	4	365	83	23,504
50	General	5	799	1	12	3	3,395	5	1,061			17	2,968
51	Cash-grain	6	855							4	365		
52	Crop-specialty	5	651	5	126	4	330					4	637
53	Fruit											3	275
54	Truck											1	20
55	Dairy							1	50			28	2,621
56	Animal-specialty	5	272					3	903			8	2,572
57	Stock-ranch	16	1,218			25	5,649	19	5,199			5	3 069
58	Poultry											1	600
59	Self-sufficing					1	96	1	24			2	81
60	Abnormal					1	75	5	7,782			14	11,141
	Farm products used by operator's family												
61	All types	1,188	253,993	772	162,367	767	232,263	306	88,098	472	104 868	1,143	303,896
62	General	187	49,469	79	18,435	129	41,873	47	11,578	50	12,193	254	77,167
63	Cash-grain	533	94 646	500	107,103	113	26,263	8	1,356	306	54,978	37	8 478
64	Crop-specialty	47	11,268	29	3,394	125	32,360	42	10,291	3	510	156	39,854
65	Fruit											89	21 590
66	Truck											16	3 095
67	Dairy	19	4,587	34	7,418	6	2,249	34	9,122	11	2,901	331	89,354
68	Animal-specialty	107	28,346	24	5,371	32	7,932	11	2,506	20	4,627	78	24,627
69	Stock ranch	213	54 254	70	16,241	340	117,223	122	44,053	59	13,732	35	11,823
70	Poultry	6	660					16	2,782			30	5,520
71	Self-sufficing	50	6,493	10	1,249	9	2,445	6	915	6	1 525	41	8,633
72	Abnormal	26	4,250	26	3,156	13	1,918	20	4 401	17	3 400	76	13,555
	RECEIPTS FROM BOARDERS, LODGERS, ETC.												
73	All types	33	6,129	16	4,779	47	7,531	3	647	13	1,743	18	3,128
74	General	7	1 885	4	735	7	1,020					4	825
75	Cash-grain	14	3,386	11	3,257	8	1,064			10	1,620		
76	Crop-specialty	1	190			10	1,636					1	540
77	Fruit											2	47
78	Truck												
79	Dairy	1	75									4	260
80	Animal-specialty	3	404			1	15			1	204	2	106
81	Stock ranch	6	769			18	3,576	3	647	1	12	1	150
82	Poultry												
83	Self-sufficing					3	220						
84	Abnormal	1	300	1	780							1	200

FAMILY; AND RECEIPTS FROM BOARDERS, ETC.; 1929, BY TYPE OF FARM—Continued

of this table]

RICHLAND		ROOSEVELT		ROSEBUD		SANDERS		SHERIDAN		SILVER BOW		STILLWATER		SWEET GRASS		TETON		
Farms reporting	Value	Farms reporting	Value	Farms reporting	Value	Farms reporting	Value	Farms reporting	Value	Farms reporting	Value	Farms reporting	Value	Farms reporting	Value	Farms reporting	Value	
Number	*Dollars*	*Number*	*Dollars*	*Number*	*Dollars*	*Number*	*Dollars*	*Number*	*Dollars*	*Number*	*Dollars*	*Number*	*Dollars*	*Number*	*Dollars*	*Number*	*Dollars*	
1,299	3,591,145	1,164	2,895,018	904	2,906,077	629	1,204,386	1,473	3,309,498	183	568,846	927	2,891,480	504	2,051,671	989	3,574,616	1
144	297,747	50	66,834	154	232,862	144	226,018	97	121,451	11	9,018	148	308,699	66	90,710	90	153,089	2
815	2,009,883	974	2,428,738	184	430,119	49	93,192	1,242	2,841,716			343	976,074	62	81,717	677	2,155,068	3
120	356,964	4	65,357	150	419,493	61	57,618	3	2,808	21	22,197	71	828,037	27	67,050	16	60,681	4
																		5
				5	49,103					12	27,932							6
20	73,535	12	42,147	13	26,343	93	159,677	15	37,410	69	277,289	31	53,689	22	44,532	19	89,246	7
92	596,593	37	147,191	55	83,351	36	75,629	57	212,472	7	13,964	99	407,379	38	99,286	16	45,486	8
40	203,971	19	97,454	252	1,611,381	108	500,976	11	74,510	21	196,020	150	773,524	270	1,609,591	140	1,107,789	9
9	11,457					7	19,009			9	10,876	11	18,831			6	5,528	10
30	13,401	37	11,796	54	18,221	48	19,884	17	5,559	6	1,054	15	6,139			6	1,981	11
29	27,594	31	35,501	37	35,204	83	52,383	31	13,572	27	10,496	29	19,108	19	58,785	19	5,798	12
1,219	2,104,872	1,090	2,028,383	691	919,539	395	197,088	1,435	2,299,826	61	59,672	759	1,167,367	334	234,914	866	1,968,591	13
133	126,555	43	20,062	145	78,169	110	50,596	90	36,314	4	2,985	134	98,947	54	20,368	80	46,109	14
808	1,472,214	956	1,802,494	183	320,285	49	63,237	1,242	2,192,818			340	684,928	60	48,646	669	1,769,697	15
119	287,280	4	57,204	150	324,092	61	39,870	3	1,702	21	18,217	71	255,391	27	52,800	16	54,576	16
																		17
				5	41,995					12	26,235							18
18	13,669	11	5,647	5	4,030	51	9,163	9	3,876	5	2,205	16	3,210	13	3,335	12	3,347	19
88	160,949	31	30,211	42	11,864	28	7,624	50	50,362	4	1,575	81	73,152	29	15,712	13	11,921	20
29	81,574	9	10,983	110	122,269	41	15,702	5	4,040	7	5,073	92	45,173	148	93,910	64	79,290	21
6	1,767					5	2,294			2	612	6	1,200			3	974	22
8	1,288	14	1,864	30	3,184	19	1,835	8	812			5	458					23
20	9,576	22	9,558	21	6,701	36	6,767	28	8,902	6	2,170	14	4,908	3	143	9	2,677	24
925	860,492	650	452,748	660	1,269,236	449	514,105	909	455,139	81	198,189	770	1,005,872	423	1,253,745	595	925,291	25
134	72,175	47	20,371	132	52,626	128	46,985	92	30,114	10	952	138	76,784	61	23,171	73	34,024	26
543	240,811	514	231,214	96	45,397	22	6,275	717	235,375			245	117,526	29	14,157	340	118,058	27
71	20,448	2	5,550	76	33,848	20	2,506	1	530	3	655	51	24,299	8	3,983	5	1,160	28
																		29
				3	1,750													30
19	11,187	11	2,504	11	1,533	82	26,328	12	5,580	36	17,390	28	12,788	16	6,181	17	7,688	31
90	375,604	36	97,566	55	41,528	36	41,571	57	132,196	7	9,453	96	245,443	38	59,751	16	25,404	32
38	125,072	19	74,648	245	1,071,244	108	381,900	11	49,965	20	162,714	178	521,802	260	1,101,424	135	738,022	33
6	1,695					4	1,480					8	1,782			4	162	34
11	1,185	10	788	16	1,442	21	1,357	4	300	2	80	7	375			2	125	35
13	12,305	11	20,107	23	19,567	33	5,403	8	1,059	3	1,945	19	4,773	11	45,078	3	578	36
947	310,159	683	175,655	696	511,878	491	313,598	1,044	252,862	114	289,634	806	467,464	436	430,718	727	451,066	37
133	51,832	42	13,278	134	55,545	142	77,138	96	30,289	9	3,214	142	83,169	66	29,251	88	45,590	38
563	109,774	561	112,652	120	25,048	84	13,910	849	163,483			281	99,291	40	9,563	473	122,956	39
79	21,663	2	1,828	78	27,190	81	6,961	2	126	4	2,090	58	23,490	15	4,553	7	2,735	40
																		41
				5	1,246					1	599							42
20	43,068	12	30,774	13	16,978	93	95,440	15	24,047	69	247,567	31	30,292	22	29,186	19	22,539	43
77	34,359	28	9,320	38	15,498	29	17,424	52	15,321	4	1,496	91	60,441	32	14,685	13	4,593	44
30	39,403	14	4,465	196	360,043	76	78,446	10	17,506	12	23,980	163	151,785	249	335,872	106	248,002	45
9	6,905					7	13,207			9	9,194	11	13,072			6	3,172	46
20	2,204	15	1,484	25	2,520	28	3,531	12	912	1	72	11	1,278			5	657	47
16	946	9	1,854	17	4,210	41	7,541	8	876	5	1,482	16	4,646	12	7,573	10	842	48
30	4,984	21	2,955	16	3,196	41	19,877	5	370	4	3,319	26	3,857	20	5,843	3	577	49
4	680	1	100	8	1,345	14	1,969	1	75			4	1,000					50
17	2,016	13	1,359	1	90			4	295			5	543	2	100			51
3	84			4	1,531	3	115							1	20			52
																		53
																		54
						9	363			1	27							55
1	63					2	65					3	397	1	80			56
3	280			2	90	1	25			1	150	12	1,757	15	2,643	3	577	57
																		58
		1	56			3	132					2	160					59
2	1,162	6	1,440	1	70	9	17,206			2	3,142			1	3,000			60
1,148	311,358	941	835,377	801	309,299	574	159,718	1,341	309,301	135	23,039	962	348,990	451	196,456	894	339,141	61
143	46,505	49	13,023	153	45,177	144	49,330	97	24,659	11	1,867	147	48,799	66	17,920	90	27,316	62
706	185,063	769	191,019	151	38,699	41	9,770	1,029	249,745			302	73,486	44	9,251	559	144,357	63
102	27,489	4	715	127	32,833	41	7,866	2	450	7	1,295	67	24,857	23	5,664	12	2,210	64
																		65
				5	4,112					6	1,098							66
20	5,613	12	3,222	13	3,502	93	28,353	15	3,907	63	10,100	31	7,399	22	5,830	19	5,672	67
85	25,619	35	10,094	53	11,461	36	8,945	57	14,593	6	1,440	92	27,946	33	9,058	14	3,568	68
32	7,642	19	7,355	217	57,735	90	24,903	10	2,677	14	3,503	172	53,007	252	75,742	106	41,896	69
8	1,090					7	2,028			9	1,070	11	2,777			6	1,220	70
30	8,724	37	7,604	54	11,125	48	13,029	17	3,535	6	902	15	3,868			6	1,199	71
20	3,605	16	2,242	28	4,656	74	15,464	14	2,735	13	1,757	25	4,781	11	2,991	12	1,701	72
38	4,968	33	4,639	33	42,030	35	6,443	54	7,147	6	3,667	31	15,398	23	56,401	12	1,790	73
4	559	2	105	6	895	10	1,073	6	624	1	272	7	1,010			2	530	74
20	3,011	30	4,459	4	435			44	6,119			12	2,115	4	580	9	1,060	75
3	662			5	1,170	1	5	1	100			3	350	3	725			76
																		77
																		78
						10	1,586			2	170	1	135					79
1	6					3	660	2	295	1	125	3	445	1	90			80
				13	14,590	3	339					4	137	11	8,573	1	189	81
																		82
								1	9									83
		1	75	5	34,947	8	2,780			2	3,100	2	11,200	4	46,438			84

COUNTY TABLE III.—VALUE OF FARM PRODUCTS SOLD, TRADED, OR USED BY OPERATOR'S FAMILY, AND RECEIPTS FROM BOARDERS, ETC, 1929, BY TYPE OF FARM—Continued

[See note, p 83, beginning of this table]

	CLASS OF PRODUCT AND TYPE OF FARM (See definitions in Introduction)	TOOLE		TREASURE		VALLEY		WHEATLAND		WIBAUX		YELLOWSTONE	
		Farms reporting	Value	Farms reporting	Value	Farms reporting	Value	Farms reporting	Value	Farms reporting	Value	Farms reporting	Value
	All products (sold, traded, or used by operator's family)	*Number*	*Dollars*	*Number*	*Dollars*	*Number*	*Dollars*	*Number*	*Dollars*	*Number*	*Dollars*	*Number*	*Dollars*
1	All types	565	1,880 989	248	801,193	1,732	5,370,929	312	1,728 487	466	1,254,599	1,677	5,773,843
2	General	20	50,857	49	73,468	96	132,337	25	43,458	35	59,077	221	365,626
3	Cash grain	392	1,152,381	61	135,316	1,188	1,887,902	112	176,574	331	918,974	381	1,016,269
4	Crop-specialty			89	351,104	56	113,769					716	2,939,190
5	Fruit											4	3 033
6	Truck											21	40,053
7	Dairy	6	26,284			21	58,947	15	35,245	17	32,208	72	266,774
8	Animal-specialty					98	189,518	14	31 394	29	160,258	59	334,886
9	Stock ranch	111	641,655	42	238,744	167	911,635	117	1,419,531	29	73,893	59	431,870
10	Poultry					4	3,642					21	34,320
11	Self-sufficing	4	1,050	3	1,466	39	9,984	7	2,224	6	977	47	16,828
12	Abnormal	23	8,962	5	1,105	63	63,195	22	19,701	13	9,212	76	318,974
	Crops (including plants, flowers, etc), sold or traded												
13	All types	464	1,028,046	225	459,249	1,418	1,534,403	194	190,253	418	720,409	1,584	3,659 220
14	General	21	14,871	42	26,741	78	39,098	20	13,422	33	18,499	200	139 206
15	Cash-grain	380	939,461	60	111,402	1,063	1,317,073	94	93,780	330	647,922	372	780,953
16	Crop-specialty			89	269,485	56	85,217					714	2,419 511
17	Fruit											4	2 143
18	Truck											21	38,795
19	Dairy	2	1,020			15	5,471	7	1,225	12	7,147	53	38,715
20	Animal-specialty					70	32 767	8	5,358	26	35 619	44	60,512
21	Stock-ranch	45	67,527	31	51,147	62	43,805	55	64,722	12	10,275	25	24,993
22	Poultry					3	210					20	7,975
23	Self-sufficing					17	1,872	4	319	1	75	20	2,010
24	Abnormal	16	5,167	3	474	34	8,889	6	1,427	4	862	61	139,407
	Livestock, sold or traded												
25	All types	307	463,993	176	229,762	1,155	1,043,701	253	1,045 682	354	284,629	1,068	1,001,958
26	General	27	19,016	44	18,356	86	33,285	21	10,709	33	13,544	188	65,702
27	Cash-grain	170	84,603	29	9,159	705	234 389	75	37,674	246	104,792	216	90,000
28	Crop-specialty			59	42,347	26	13,749					426	135,977
29	Fruit												
30	Truck											6	536
31	Dairy	4	3,215			19	8,207	11	5,493	11	5 747	59	22,035
32	Animal-specialty					98	108,723	14	19,575	29	110 770	58	239 205
33	Stock ranch	100	356,647	42	159,836	104	598,992	117	958,429	28	46,646	58	306,397
34	Poultry					1	700					11	579
35	Self-sufficing	1	60	1	4	12	759	1	80	2	47	11	752
36	Abnormal	5	452	1	60	44	44,897	14	11,702	5	5,088	35	140,775
	Livestock products, sold or traded												
37	All types	366	277,359	182	55 292	1,167	499,372	274	438,557	362	141 173	1,338	698,150
38	General	28	10 090	46	15,647	91	33,389	24	12,174	35	16,355	210	95,527
39	Cash-grain	223	56,859	36	5,834	756	152,314	91	25,951	256	88,052	277	71,758
40	Crop-specialty			62	18,057	29	4,753					565	186,340
41	Fruit											2	300
42	Truck											13	1,547
43	Dairy	6	20,048			21	39,263	15	25,929	17	17,145	72	186,554
44	Animal-specialty					83	27,736	12	4,133	26	7,753	45	21 605
45	Stock ranch	99	189,044	31	15,086	133	235,914	109	366,068	20	10,683	47	86,586
46	Poultry					4	2,283					21	21 246
47	Self-sufficing	4	310	3	497	22	1,180	6	558	3	122	30	2,812
48	Abnormal	6	1,008	4	171	28	2,540	17	3,644	5	1,063	51	23,785
	Forest products sold												
49	All types			30	3,029	33	3,780	12	2,186			24	2,366
50	General			8	471	9	1,533					4	365
51	Cash-grain			5	438	12	955	2	261			9	1,133
52	Crop-specialty			9	710	5	263					7	950
53	Fruit												
54	Truck												
55	Dairy					1	136						
56	Animal-specialty					1	26						
57	Stock ranch			10	1,410	4	462	10	1,925			2	115
58	Poultry												
59	Self-sufficing											1	238
60	Abnormal					1	405					1	65
	Farm products used by operator's family												
61	All types	444	111,591	233	53 861	1,404	239,674	231	63,769	419	108 386	1,562	416,649
62	General	29	6,680	49	12,243	96	25,032	25	7,153	35	10 769	221	64,826
63	Cash-grain	303	71,458	49	8,483	923	183,171	99	19,208	295	78,208	332	72,445
64	Crop-specialty			80	20,505	46	9,787					668	196,412
65	Fruit											4	500
66	Truck											21	5,175
67	Dairy	6	2,001			21	5,870	15	2,593	17	4,169	70	19,470
68	Animal-specialty					91	20 266	13	2,328	27	6,116	56	13,564
69	Stock ranch	89	28,437	40	11,265	137	32,402	105	28,387	26	6,189	51	13,779
70	Poultry					4	449					21	4,520
71	Self-sufficing	4	680	3	965	39	6,173	7	1,167	6	733	47	11 010
72	Abnormal	13	2,335	2	400	47	6,464	17	2,928	13	2,204	71	14,942
	RECEIPTS FROM BOARDERS, LODGERS, ETC												
73	All types	12	2,721	10	1,374	61	10 853	10	1,289	34	3,982	86	5,415
74	General	2	680	2	125	6	1,149	2	30	1	100	6	960
75	Cash-grain	5	566			40	6,234			28	2,447	13	1,985
76	Crop-specialty			7	1,229							4	300
77	Fruit												
78	Truck												
79	Dairy							1	300	2	290		
80	Animal-specialty					6	980			1	225		
81	Stock-ranch	3	500	1	20	7	1,542	5	294	2	250	2	190
82	Poultry												
83	Self-sufficing							1	125				
84	Abnormal	2	875			2	968	1	540			1	2,000

COUNTY TABLE IV.—SPECIFIED LIVESTOCK, 1930, AND LIVESTOCK PRODUCTS, 1929, BY TYPE OF FARM

[See NOTE, bottom of p 8]

	TYPE OF FARM, BY CLASS OF ANIMALS (See definitions in Introduction)	THE STATE: Farms reporting	THE STATE: Animals or quantity	BEAVERHEAD: Farms reporting	BEAVERHEAD: Animals or quantity	BIG HORN: Farms reporting	BIG HORN: Animals or quantity	BLAINE: Farms reporting	BLAINE: Animals or quantity	BROADWATER: Farms reporting	BROADWATER: Animals or quantity
	General farms										
1	Horses and mules, excluding colts.....number	5,205	38,622	49	427	165	1,388	129	1,167	49	425
2	Cows and heifers kept mainly for milk.....number	4,512	25,664	45	222	129	603	102	561	47	303
3	beef.....number	1,634	17,208	23	271	65	644	41	603	22	206
4	Other cattle, including calves.....number	5,002	65,758	47	700	148	1,775	116	1,988	43	833
5	Sows and gilts.....number	1,678	4,668	27	99	50	162	39	95	20	52
6	Other hogs, excl. pigs under 3 mos. old.....number	2,069	14,033	30	684	81	635	47	271	31	312
	Cash-grain farms										
7	Horses and mules, excluding colts.....number	16,453	131,468	4	40	235	1,761	496	4,056	77	878
8	Cows and heifers kept mainly for milk.....number	11,843	49,508	2	9	123	426	330	1,149	52	236
9	beef.....number	4,923	47,784	3	40	47	767	129	1,207	26	392
10	Other cattle, including calves.....number	13,560	157,052	3	29	131	1,751	348	3,696	57	986
11	Sows and gilts.....number	4,729	13,360	3	5	53	230	108	289	26	77
12	Other hogs, excl pigs under 3 mos. old.....number	5,406	30,923	3	6	71	693	125	600	30	320
	Crop-specialty farms										
13	Horses and mules, excluding colts.....number	3,656	29,142	97	2,285	270	2,187	116	1,123	29	255
14	Cows and heifers kept mainly for milk.....number	2,562	10,706	61	346	175	617	66	297	21	85
15	beef.....number	721	9,271	47	597	51	830	29	375	7	105
16	Other cattle, including calves.....number	2,673	28,934	78	1,345	184	2,214	81	926	22	372
17	Sows and gilts.....number	933	3,114	36	137	64	232	47	259	14	41
18	Other hogs, excl pigs under 3 mos old.....number	1,260	8,790	51	655	79	529	47	432	14	78
	Fruit farms										
19	Horses and mules, excluding colts.....number	137	366	-	-	-	-	-	-	-	-
20	Cows and heifers kept mainly for milk.....number	100	408	-	-	-	-	-	-	-	-
21	beef.....number	3	16	-	-	-	-	-	-	-	-
22	Other cattle, including calves.....number	73	577	-	-	-	-	-	-	-	-
23	Sows and gilts.....number	23	82	-	-	-	-	-	-	-	-
24	Other hogs, excl pigs under 3 mos old.....number	25	180	-	-	-	-	-	-	-	-
	Truck farms:										
25	Horses and mules, excluding colts.....number	104	506	-	-	-	-	-	-	-	-
26	Cows and heifers kept mainly for milk.....number	74	294	-	-	-	-	-	-	-	-
27	beef.....number	12	62	-	-	-	-	-	-	-	-
28	Other cattle, including calves.....number	54	489	-	-	-	-	-	-	-	-
29	Sows and gilts.....number	17	74	-	-	-	-	-	-	-	-
30	Other hogs, excl pigs under 3 mos. old.....number	18	137	-	-	-	-	-	-	-	-
	Dairy farms										
31	Horses and mules, excluding colts.....number	1,944	10,927	13	214	22	130	21	160	10	57
32	Cows and heifers kept mainly for milk.....number	2,100	27,460	18	346	20	202	21	188	12	90
33	beef.....number	239	1,858	3	35	4	24	7	44	3	27
34	Other cattle, including calves.....number	2,075	35,969	13	395	21	271	20	591	11	155
35	Sows and gilts.....number	558	1,681	2	5	7	30	3	16	-	-
36	Other hogs, excl pigs under 3 mos. old.....number	765	5,822	6	52	11	108	5	40	5	14
	Animal-specialty farms										
37	Horses and mules, excluding colts.....number	2,357	22,653	11	115	47	383	45	626	37	446
38	Cows and heifers kept mainly for milk.....number	1,542	8,651	9	35	28	120	18	121	30	212
39	beef.....number	1,389	26,067	7	96	23	251	30	555	28	1,193
40	Other cattle, including calves.....number	2,247	56,928	11	313	38	427	41	1,036	37	1,715
41	Sows and gilts.....number	946	5,078	8	57	19	82	18	90	23	119
42	Other hogs, excl pigs under 3 mos. old.....number	1,138	16,032	11	534	27	312	21	242	24	561
	Stock ranches										
43	Horses and mules, excluding colts.....number	6,534	105,418	287	9,677	143	2,621	219	3,525	54	746
44	Cows and heifers kept mainly for milk.....number	3,570	18,910	134	803	61	248	112	479	39	292
45	beef.....number	4,676	250,757	221	24,076	129	15,023	162	8,883	43	2,665
46	Other cattle, including calves.....number	6,126	412,871	270	42,750	134	18,556	204	12,267	55	4,770
47	Sows and gilts.....number	1,317	4,721	43	233	25	101	42	179	17	103
48	Other hogs, excl pigs under 3 mos old.....number	1,998	17,963	114	1,540	59	457	58	441	19	313
	Poultry farms										
49	Horses and mules, excluding colts.....number	230	850	-	-	-	-	5	30	3	10
50	Cows and heifers kept mainly for milk.....number	215	711	-	-	-	-	3	12	2	7
51	beef.....number	24	132	-	-	-	-	1	1	-	-
52	Other cattle, including calves.....number	196	1,211	-	-	-	-	5	18	2	8
53	Sows and gilts.....number	18	34	-	-	-	-	-	-	-	-
54	Other hogs, excl pigs under 3 mos. old.....number	28	118	-	-	-	-	-	-	1	3
	Self-sufficing farms										
55	Horses and mules, excluding colts.....number	1,186	6,301	-	-	67	656	55	461	2	12
56	Cows and heifers kept mainly for milk.....number	792	1,904	-	-	21	55	26	58	2	2
57	beef.....number	224	1,113	-	-	19	113	16	151	-	-
58	Other cattle, including calves.....number	790	3,496	-	-	32	157	32	170	2	2
59	Sows and gilts.....number	85	160	-	-	4	12	3	5	-	-
60	Other hogs, excl pigs under 3 mos. old.....number	196	555	-	-	9	24	4	6	-	-
	Abnormal and unclassified farms										
61	Horses and mules, excluding colts.....number	3,154	33,123	84	342	61	528	62	704	29	269
62	Cows and heifers kept mainly for milk.....number	1,886	6,798	10	41	32	289	32	110	17	100
63	beef.....number	479	5,944	7	148	12	57	15	404	1	3
64	Other cattle, including calves.....number	1,792	15,842	11	167	36	548	40	364	10	48
65	Sows and gilts.....number	300	1,072	3	5	6	8	6	18	6	11
66	Other hogs, excl. pigs under 3 mos. old.....number	516	3,930	5	55	15	236	12	165	7	22
	SPECIFIED ITEMS, BY TWO TYPES OF FARMS										
67	Steers, 2 years old and over: Ranches.....number	-	76,918	-	11,635	-	2,975	-	2,742	-	950
68	Steers, 2 years old and over: All other.....number	-	34,828	-	352	-	667	-	887	-	501
69	Sheep, excluding lambs: Ranches.....number	3,019	3,106,004	159	197,317	36	89,984	108	144,153	33	38,907
70	Sheep, excluding lambs: All other.....number	4,294	453,325	55	6,003	62	4,263	126	17,274	41	6,398
71	All cows milked: Dairy.....number	2,171	29,071	14	278	22	202	22	205	12	112
72	All cows milked: All other.....number	32,241	144,232	414	1,850	658	2,434	852	3,239	238	1,271
73	Of beef or dual-purpose breeding: Dairy.....number	623	5,281	5	72	5	14	9	81	3	12
74	Of beef or dual-purpose breeding: All other.....number	18,601	79,461	332	1,388	253	961	520	1,816	149	686
75	Milk produced: Dairy.....No. and gals.	2,171	19,859,655	14	222,015	22	150,295	22	134,245	12	71,775
76	Milk produced: All other.....No. and gals.	32,241	67,518,263	414	865,035	658	1,370,407	852	1,567,389	238	622,836
77	Production, per cow: Dairy.....gallons	-	683	-	799	-	744	-	655	-	641
78	Production, per cow: All other.....gallons	-	468	-	468	-	563	-	484	-	490
79	Whole milk sold: Dairy.....gallons	-	8,976,606	-	93,100	-	40,700	-	22,365	-	732
80	Whole milk sold: All other.....gallons	-	3,569,240	-	5,574	-	40,595	-	61,190	-	19,346
81	Cream sold as butterfat: Dairy.....pounds	-	2,621,773	-	27,161	-	37,011	-	23,398	-	16,519
82	Cream sold as butterfat: All other.....pounds	-	11,246,600	-	129,625	-	209,668	-	213,926	-	113,287
83	Chickens over 3 months old on farms, Apr 1, 1930: Poultry.....number	341	86,275	-	-	-	-	5	289	3	365
84	Chickens over 3 months old on farms, Apr 1, 1930: All other.....number	37,597	2,030,782	334	23,397	803	36,259	1,007	40,869	271	18,522
85	Chicken eggs produced: Poultry.....dozens	-	854,708	-	-	-	-	-	2,390	-	3,220
86	Chicken eggs produced: All other.....dozens	-	14,573,905	-	161,819	-	297,298	-	381,238	-	136,116
87	Production, per chicken on hand: Poultry.....dozens	-	9.9	-	-	-	-	-	8.2	-	8.8
88	Production, per chicken on hand: All other.....dozens	-	7.2	-	6.9	-	8.2	-	7 6	-	7.3

COUNTY TABLE IV.—SPECIFIED LIVESTOCK, 1930, AND LIVE

[See NOTE,

	TYPE OF FARM, BY CLASS OF ANIMALS (See definitions in Introduction)	CARBON		CARTER		CASCADE		CHOUTEAU		CUSTER	
		Farms reporting	Animals or quantity	Farms reporting	Animals or quantity	Farms reporting	Animals or quantity	Farms reporting	Animals or quantity	Farms reporting	Animals or quantity
	General farms										
1	Horses and mules, excluding colts ... number	198	1,318	95	776	136	840	75	576	84	952
2	Cows and heifers kept mainly for milk ... number	184	1,119	56	334	122	778	62	305	63	262
3	beef ... number	56	443	52	591	39	596	44	597	39	430
4	Other cattle, including calves ... number	189	2,481	93	1,376	129	2,116	75	1,343	78	1,000
5	Sows and gilts ... number	78	224	47	169	37	64	19	30	19	46
6	Other hogs, excl pigs under 3 mos old ... number	77	415	57	402	47	307	21	164	20	155
	Cash-grain farms										
7	Horses and mules, excluding colts ... number	244	1,854	108	910	412	2,687	945	6,779	158	1,511
8	Cows and heifers kept mainly for milk ... number	196	952	34	106	340	1,546	667	2,267	93	452
9	beef ... number	45	353	62	586	160	2,054	362	4,332	83	1,110
10	Other cattle, including calves ... number	201	2,190	84	1,158	373	5,671	782	9,990	141	2,150
11	Sows and gilts ... number	78	266	57	240	90	198	263	687	60	155
12	Other hogs, excl pigs under 3 mos old ... number	69	406	53	603	127	749	265	1,794	56	321
	Crop-specialty farms										
13	Horses and mules, excluding colts ... number	309	2,227	14	102	68	367	5	60	80	733
14	Cows and heifers kept mainly for milk ... number	263	1,128	4	8	48	206	3	12	44	132
15	beef ... number	49	410	3	14	7	163	8	37	23	290
16	Other cattle, including calves ... number	263	2,223	6	22	42	378	5	56	55	558
17	Sows and gilts ... number	83	196	3	6	20	52	1	1	16	44
18	Other hogs, excl pigs under 3 mos old ... number	123	749	3	58	26	178	2	9	23	143
	Fruit farms										
19	Horses and mules, excluding colts ... number	6	35								
20	Cows and heifers kept mainly for milk ... number	5	8								
21	beef ... number	1	4								
22	Other cattle, including calves ... number	2	12								
23	Sows and gilts ... number	1	2								
24	Other hogs, excl pigs under 3 mos old ... number	1	7								
	Truck farms										
25	Horses and mules, excluding colts ... number	13	75			6	19			4	13
26	Cows and heifers kept mainly for milk ... number	8	60			7	12			4	4
27	beef ... number	2	17			1	4			1	1
28	Other cattle, including calves ... number	8	79			2	27			2	4
29	Sows and gilts ... number	3	5							1	1
30	Other hogs, excl pigs under 3 mos old ... number	3	9								
	Dairy farms										
31	Horses and mules, excluding colts ... number	36	161	3	16	98	715	9	60	25	202
32	Cows and heifers kept mainly for milk ... number	41	488	2	17	109	2,016	9	113	30	448
33	beef ... number	2	13	1	6	16	108	3	14	5	15
34	Other cattle, including calves ... number	38	643	3	58	107	2,825	9	129	31	537
35	Sows and gilts ... number	11	26			25	50	2	6	4	10
36	Other hogs, excl pigs under 3 mos old ... number	11	52			36	172	5	16	8	33
	Animal-specialty farms										
37	Horses and mules, excluding colts ... number	73	593	110	1,165	160	1,230	16	179	16	101
38	Cows and heifers kept mainly for milk ... number	53	320	35	175	113	692	5	56	9	36
39	beef ... number	40	1,103	88	1,443	104	1,944	14	163	8	130
40	Other cattle, including calves ... number	71	2,042	108	2,528	160	5,090	18	413	15	375
41	Sows and gilts ... number	34	179	70	406	47	213	7	46	3	35
42	Other hogs, excl pigs under 3 mos old ... number	44	736	73	876	72	1,141	10	255	6	122
	Stock ranches										
43	Horses and mules, excluding colts ... number	98	1,046	352	5,233	141	1,932	169	2,223	199	3,545
44	Cows and heifers kept mainly for milk ... number	53	279	117	390	97	486	81	352	80	376
45	beef ... number	54	1,731	239	9,613	115	6,057	151	10,343	153	14,109
46	Other cattle, including calves ... number	87	4,124	324	14,290	136	11,353	170	15,276	183	19,580
47	Sows and gilts ... number	27	93	91	383	39	91	54	152	31	178
48	Other hogs, excl pigs under 3 mos old ... number	31	242	113	1,131	45	448	45	417	46	304
	Poultry farms										
49	Horses and mules, excluding colts ... number	3	11	3	18	19	44				
50	Cows and heifers kept mainly for milk ... number	5	23			16	38				
51	beef ... number			3	19	1	2				
52	Other cattle, including calves ... number	4	26	3	42	12	38				
53	Sows and gilts ... number	1	2			1	3				
54	Other hogs, excl pigs under 3 mos old ... number	1	3			3	6				
	Self-sufficing farms										
55	Horses and mules, excluding colts ... number	18	89	30	212	27	105	16	80	10	32
56	Cows and heifers kept mainly for milk ... number	14	30	24	61	20	49	9	26	5	7
57	beef ... number	2	7	11	62	11	62	8	23	1	2
58	Other cattle, including calves ... number	12	46	26	130	24	66	11	53	5	19
59	Sows and gilts ... number	1	2	1	3	1	1	4	6		
60	Other hogs, excl pigs under 3 mos old ... number	2	9	13	30	6	33	2	5		
	Abnormal and unclassified farms										
61	Horses and mules, excluding colts ... number	73	369	65	608	67	302	43	409	46	3,656
62	Cows and heifers kept mainly for milk ... number	62	198	24	74	52	105	21	36	25	56
63	beef ... number	3	46	23	252	14	206	11	119	6	23
64	Other cattle, including calves ... number	48	294	36	294	49	315	20	83	22	206
65	Sows and gilts ... number	7	16	5	17	3	5	4	5	6	26
66	Other hogs, excl pigs under 3 mos old ... number	28	56	13	31	13	43	7	25	7	52
	SPECIFIED ITEMS, BY TWO TYPES OF FARMS										
67	Steers, 2 years old and over / Ranches ... number		1,227		1,668		1,913		2,996		3,631
68	Steers, 2 years old and over / All other ... number		1,003		557		1,900		1,447		571
69	Sheep, excluding lambs / Ranches ... number	60	45,276	67	120,438	67	113,726	70	68,799	85	67,154
70	Sheep, excluding lambs / All other ... number	156	19,208	55	3,933	133	18,715	88	7,979	61	5,454
71	All cows milked / Dairy ... number	46	542	3	25	110	2,042	9	104	31	481
72	All cows milked / All other ... number	927	4,645	610	2,704	953	4,563	1,051	3,900	478	1,859
73	Of beef or dual purpose breeding / Dairy ... number	12	77	1	6	36	284	6	22	13	94
74	Of beef or dual purpose breeding / All other ... number	366	1,973	495	2,310	429	1,941	746	2,667	351	1,320
75	Milk produced / Dairy ... No and gals.	46	403,419	3	13,530	110	1,515,475	9	60,260	31	358,585
76	Milk produced / All other ... No and gals.	927	2,441,690	610	959,281	953	1,071,181	1,051	1,602,716	478	752,372
77	Production, per cow / Dairy ... gallons		744		541		742		579		745
78	Production, per cow / All other ... gallons		528		355		432		411		405
79	Whole milk sold / Dairy ... gallons		113,408				949,305		27,205		171,085
80	Whole milk sold / All other ... gallons		120,896		2,395		127,851		14,127		60,078
81	Cream sold as butterfat / Dairy ... pounds		84,767		3,714		110,348		4,676		23,536
82	Cream sold as butterfat / All other ... pounds		459,971		166,148		219,146		267,418		106,748
83	Chickens over 3 months old on farms, Apr 1, 1930 / Poultry ... number	7	906	3	245	39	7,347				
84	Chickens over 3 months old on farms, Apr 1, 1930 / All other ... number	1,016	57,753	565	32,397	1,163	82,407	1,299	69,880	581	34,489
85	Chicken eggs produced / Poultry ... dozens		9,280		2,334		80,407				
86	Chicken eggs produced / All other ... dozens		411,216		227,177		538,749		512,413		256,606
87	Production, per chicken on hand / Poultry ... dozens		10.2		9.5		10.9				
88	Production, per chicken on hand / All other ... dozens		7.1		7.3		6.5		7.3		7.4

STOCK PRODUCTS, 1929, BY TYPE OF FARM—Continued

bottom of p 81

DANIELS		DAWSON		DEER LODGE		FALLON		FERGUS		FLATHEAD		GALLATIN		GARFIELD		
Farms reporting	Animals or quantity	Farms reporting	Animals or quantity	Farms reporting	Animals or quantity	Farms reporting	Animals or quantity	Farms reporting	Animals or quantity	Farms reporting	Animals or quantity	Farms reporting	Animals or quantity	Farms reporting	Animals or quantity	
21	250	128	1,439	12	53	43	399	219	1,776	265	995	228	1,840	88	879	1
22	98	94	511	11	49	37	242	188	1,159	266	1,166	229	1,491	52	221	2
5	40	69	593	1	3	13	99	77	685	26	327	64	770	57	492	3
22	191	129	1,865	11	89	43	609	220	3,256	253	2,045	229	3,474	83	1,087	4
5	18	45	87	3	25	21	65	60	126	66	161	118	500	19	38	5
8	49	38	128	7	63	21	209	85	548	90	546	110	1,287	30	151	6
657	4,984	583	5,694			393	3,952	989	8,087	226	1,267	382	3,459	230	2,331	7
529	1,877	386	1,907			296	1,726	733	3,307	191	665	329	1,393	215	389	8
136	1,058	260	2,218			152	1,563	354	3,838	30	255	89	1,015	104	854	9
546	4,639	520	7,374			357	5,762	861	11,544	181	1,147	327	3,628	186	2,334	10
144	338	196	529			218	979	310	844	39	135	155	477	67	169	11
254	1,601	210	923			174	1,235	335	2,504	67	827	124	1,139	77	470	12
		9	40	25	214			40	406	76	300	152	1,247	45	414	13
		6	22	18	67			20	77	45	188	126	684	16	44	14
		4	28	4	106			18	622	6	75	24	218	22	303	15
		8	60	19	176			33	811	46	390	125	1,341	32	518	16
		1	1	7	28			9	29	12	31	67	333	7	9	17
		5	21	7	124			10	66	13	52	67	664	6	19	18
										14	30					19
										9	11					20
																21
										3	5					22
																23
										1	2					24
										6	16	20	173			25
										5	22	17	114			26
												5	33			27
										3	22	16	253			28
												11	63			29
										2	18	6	50			30
		18	193	18	93	7	80	63	474	96	331	102	638	4	42	31
		16	293	18	406	8	77	68	891	113	1,027	114	1,589	4	83	32
		4	35	4	25	1	3	17	202	10	43	5	34	1	2	33
		20	526	19	368	8	96	68	1,209	102	1,221	107	1,932	4	35	34
		7	16	2	7	2	5	18	77	21	56	42	130	2	4	35
		10	60	2	21	4	12	23	394	27	306	45	373			36
11	86	54	749			32	386	144	1,243	55	331	102	925	46	475	37
9	33	36	245			20	136	99	596	46	228	83	572	17	69	38
3	37	31	374			22	218	82	1,196	23	414	41	1,230	32	405	39
10	136	53	1,159			31	673	143	3,386	53	1,402	100	2,555	40	788	40
3	4	19	74			28	203	51	169	20	91	52	296	17	46	41
5	70	24	221			24	514	70	823	24	269	55	863	19	159	42
24	576	64	1,751	31	371	78	1,190	218	2,835	11	243	35	614	429	5,697	43
16	60	37	182	20	156	48	325	132	749	9	53	20	117	153	486	44
14	460	43	1,293	21	860	50	1,707	162	7,485	6	624	26	3,271	275	6,756	45
33	669	58	2,832	33	2,126	77	3,724	210	11,543	9	1,147	94	5,751	373	9,775	46
5	10	12	30	5	32	27	81	49	133			10	61	60	130	47
15	108	15	88	10	269	24	227	95	584	4	11	10	58	76	408	48
				11	52	4	16	4	21	17	52	9	27			49
				10	31	2	14	5	24	14	38	9	15			50
						2	9					1	1			51
				6	39	3	63	4	11	13	47	5	15			52
				1	3	1	2			2	3					53
						1	2	1	2	3	16					54
		11	52			5	56	49	304	71	194	26	105	35	212	55
		5	6			3	8	30	78	60	142	23	57	17	40	56
		4	15			1	1	11	48	3	8	3	14	11	53	57
		5	27			3	17	33	189	54	213	23	146	25	156	58
		2	3					3	3	2	3	3	9	4	8	59
		1	1			1	2	6	19	19	56	5	9	4	10	60
35	336	41	297	30	331	20	283	96	998	217	1,008	77	433	107	1,560	61
25	89	22	65	30	321	10	39	65	223	136	353	53	237	27	45	62
2	7	7	180	2	136	7	93	18	212	9	63	13	205	25	123	63
19	94	20	151	20	484	15	150	69	446	111	502	42	482	37	192	64
4	7	3	5	7	120	5	22	8	26	14	31	18	101	7	18	65
8	12	6	9	11	472	6	18	18	220	26	247	16	230	4	5	66
	24		645		455		641		1,329		195		2,272		902	67
	480		1,116		71		823		1,935		603		980		537	68
13	8,307	36	29,303	12	14,033	40	21,313	68	54,325	3	2,719	19	23,592	179	93,078	69
33	1,032	131	18,861	12	498	54	4,216	233	50,598	72	2,915	271	30,073	83	10,195	70
		20	352	19	456	8	73	70	858	113	1,054	115	1,657	4	40	71
650	2,293	777	3,867	94	561	491	2,979	1,541	7,496	791	2,845	976	5,022	662	2,204	72
		12	187	6	52	4	29	35	320	42	328	23	230	2	22	73
570	1,991	655	3,196	37	209	309	1,750	1,136	5,331	258	908	309	1,492	554	1,841	74
		20	316,927	19	316,205	8	45,191	70	560,913	113	792,121	115	1,170,931	4	27,475	75
650	912,036	777	1,403,738	94	318,989	491	1,374,751	1,541	3,523,818	791	1,533,799	976	2,931,676	662	783,512	76
			616		603		619		654		753		707		687	77
	398		386		589		461		470		539		384		356	78
			114,920		287,835		1,370		198,286		320,063		489,174		5,620	79
	26,643		15,925		113,930		19,686		75,217		51,180		261,100		1,114	80
			11,637		2,475		10,739		81,802		115,071		191,505		2,650	81
	80,881		246,579		16,491		269,597		686,509		306,611		586,066		95,706	82
				13	7,475	4	590	4	445	22	4,339	19	6,597			83
685	30,103	875	53,940	112	9,519	530	36,447	1,722	94,920	1,603	55,333	1,108	76,921	798	32,466	84
					74,150		7,614		4,102		40,620		64,789			85
	177,256		361,676		72,910		258,544		677,745		368,963		578,962		246,676	86
					9.9		13.9		9.2		9.4		9.8			87
	5.9		6.7		7.7		7.1		7.1		6.7		7.5		7.6	88

COUNTY TABLE IV.—SPECIFIED LIVESTOCK, 1930, AND LIVE

[See NOTE,

	TYPE OF FARM, BY CLASS OF ANIMALS (See definitions in Introduction)	GLACIER		GOLDEN VALLEY		GRANITE		HILL		JEFFERSON	
		Farms reporting	Animals or quantity	Farms reporting	Animals or quantity	Farms reporting	Animals or quantity	Farms reporting	Animals or quantity	Farms reporting	Animals or quantity
	General farms										
1	Horses and mules, excluding colts ... number	18	233	46	318	35	250	93	743	45	244
2	Cows and heifers kept mainly for milk ... number	11	60	37	232	34	202	76	387	38	264
3	beef ... number	5	36	13	116	11	162	23	293	9	86
4	Other cattle, including calves ... number	12	128	44	544	37	652	89	1,035	38	362
5	Sows and gilts ... number	6	27	13	23	15	36	24	96	14	54
6	Other hogs, excl pigs under 3 mos old ... number	6	53	13	91	13	89	28	150	18	138
	Cash-grain farms										
7	Horses and mules, excluding colts ... number	103	750	135	1,045	14	115	797	5,218	33	230
8	Cows and heifers kept mainly for milk ... number	36	117	99	498	6	22	561	2,171	25	100
9	beef ... number	51	437	41	381	1	3	219	1,868	5	52
10	Other cattle, including calves ... number	73	804	115	1,404	5	43	649	6,641	25	296
11	Sows and gilts ... number	15	44	41	115			291	701	7	18
12	Other hogs, excl pigs under 3 mos old ... number	27	117	50	336	2	4	213	1,060	9	36
	Crop-specialty farms										
13	Horses and mules, excluding colts ... number	110	1,553	4	29	33	220	7	76	38	190
14	Cows and heifers kept mainly for milk ... number	19	45	2	9	26	99	4	20	33	147
15	beef ... number	11	48			5	125	1	8	8	79
16	Other cattle, including calves ... number	22	113	3	49	27	451	4	38	27	229
17	Sows and gilts ... number	2	2	1	2	6	13	2	8	9	45
18	Other hogs, excl pigs under 3 mos old ... number	3	16			7	19	3	18	15	164
	Fruit farms										
19	Horses and mules, excluding colts ... number										
20	Cows and heifers kept mainly for milk ... number										
21	beef ... number										
22	Other cattle, including calves ... number										
23	Sows and gilts ... number										
24	Other hogs, excl pigs under 3 mos old ... number										
	Truck farms										
25	Horses and mules, excluding colts ... number									2	4
26	Cows and heifers kept mainly for milk ... number										
27	beef ... number										
28	Other cattle, including calves ... number										
29	Sows and gilts ... number										
30	Other hogs, excl pigs under 3 mos old ... number										
	Dairy farms										
31	Horses and mules, excluding colts ... number	6	35	6	47	21	203	17	107	54	330
32	Cows and heifers kept mainly for milk ... number	6	90	7	67	22	473	20	358	59	1,042
33	beef ... number			2	7	3	31	4	26	3	19
34	Other cattle, including calves ... number	6	110	7	87	21	528	21	343	59	1,214
35	Sows and gilts ... number	2	6	3	7	7	18	4	10	8	40
36	Other hogs, excl pigs under 3 mos old ... number	3	4	3	3	8	74	10	74	14	216
	Animal-specialty farms										
37	Horses and mules, excluding colts ... number			11	64	3	21	28	199	8	66
38	Cows and heifers kept mainly for milk ... number			6	26	3	25	11	39	7	61
39	beef ... number			6	50	2	54	13	335	4	56
40	Other cattle, including calves ... number			9	170	4	96	20	420	8	223
41	Sows and gilts ... number			1	1	3	22	12	43	2	15
42	Other hogs, excl pigs under 3 mos old ... number			5	5	2	72	11	173	6	67
	Stock ranches										
43	Horses and mules, excluding colts ... number	97	2,754	133	1,669	72	1,000	69	893	80	788
44	Cows and heifers kept mainly for milk ... number	43	286	76	483	54	341	39	202	55	351
45	beef ... number	49	4,424	99	2,459	58	3,656	56	2,709	60	3,343
46	Other cattle, including calves ... number	74	7,493	132	4,745	74	7,461	99	4,363	77	4,908
47	Sows and gilts ... number	9	20	20	47	17	37	18	53	9	21
48	Other hogs, excl pigs under 3 mos old ... number	21	107	29	147	28	225	17	185	28	140
	Poultry farms										
49	Horses and mules, excluding colts ... number							1	1	11	30
50	Cows and heifers kept mainly for milk ... number							3	5	9	35
51	beef ... number										
52	Other cattle, including calves ... number							3	6	6	31
53	Sows and gilts ... number										
54	Other hogs, excl pigs under 3 mos old ... number									2	3
	Self-sufficing farms										
55	Horses and mules, excluding colts ... number	15	137	6	16	10	30	48	280	3	10
56	Cows and heifers kept mainly for milk ... number	5	15	4	6	6	15	20	54	3	7
57	beef ... number	1	2			1	2	10	39	1	2
58	Other cattle, including calves ... number	6	22	5	11	8	21	26	104	4	11
59	Sows and gilts ... number							3	3	1	1
60	Other hogs, excl pigs under 3 mos old ... number			1	1	1	2	1	1		
	Abnormal and unclassified farms										
61	Horses and mules, excluding colts ... number	59	994	19	125	25	202	43	595	50	292
62	Cows and heifers kept mainly for milk ... number	16	42	9	38	13	45	24	55	35	219
63	beef ... number	6	145	5	34	3	22	5	27	2	6
64	Other cattle, including calves ... number	21	319	13	52	10	76	27	255	28	263
65	Sows and gilts ... number	2	10	1	1	1	4	4	7	12	45
66	Other hogs, excl pigs under 3 mos old ... number	3	9	3	3	2	2	6	80	6	24
	SPECIFIED ITEMS, BY TWO TYPES OF FARMS										
67	Steers, 2 years old and over — Ranches ... number		2,520		845		1,265		754		707
68	Steers, 2 years old and over — All other ... number		172		185		132		865		257
69	Sheep, excluding lambs — Ranches ... number	76	103,811	52	21,285	30	14,359	33	26,992	22	10,957
70	Sheep, excluding lambs — All other ... number	47	2,714	25	2,315	27	4,223	79	4,731	20	1,349
71	All cows milked — Dairy ... number	6	66	7	79	22	487	22	390	61	1 110
72	All cows milked — All other ... number	191	772	308	1,663	165	925	864	3,364	232	1,412
73	Of beef or dual purpose breeding — Dairy ... number	2	29	4	30	6	39	6	72	13	129
74	Of beef or dual purpose breeding — All other ... number	127	530	233	1,158	79	386	623	2,489	85	504
75	Milk produced — Dairy ... No and gals	6	43,825	7	39,230	22	329,580	22	249,575	61	776,505
76	Milk produced — All other ... No and gals	191	296,277	308	772,158	165	529,276	864	1,534,573	232	630,231
77	Production, per cow — Dairy ... gallons		664		497		677		640		700
78	Production, per cow — All other ... gallons		384		464		572		436		446
79	Whole milk sold — Dairy ... gallons		27,621		5,400		132,780		159,736		554,216
80	Whole milk sold — All other ... gallons		6,237		9,499		67,706		41,670		166,350
81	Cream sold as butterfat — Dairy ... pounds		3,025		6,763		55,893		7,934		51,821
82	Cream sold as butterfat — All other ... pounds		39,273		143,924		88,122		191,752		81,371
83	Chickens over 3 months old on farms, Apr 1, 1930 — Poultry ... number							4	870	13	2,445
84	Chickens over 3 months old on farms, Apr 1, 1930 — All other ... number	233	9,422	334	22,415	193	11,149	1,105	56,552	294	17,139
85	Chicken eggs produced — Poultry ... dozens								8,675		25,314
86	Chicken eggs produced — All other ... dozens		60,513		176,236		81,673		389,024		122,568
87	Production, per chicken on hand — Poultry ... dozens								10.0		10.4
88	Production, per chicken on hand — All other ... dozens		6.4		7.9		7.3		6.9		7.2

STOCK PRODUCTS, 1929, BY TYPE OF FARM—Continued

bottom of p 8]

JUDITH BASIN		LAKE		LEWIS AND CLARK		LIBERTY		LINCOLN		M'CONE		MADISON		MEAGHER		
Farms reporting	Animals or quantity	Farms reporting	Animals or quantity	Farms reporting	Animals or quantity	Farms reporting	Animals or quantity	Farms reporting	Animals or quantity	Farms reporting	Animals or quantity	Farms reporting	Animals or quantity	Farms reporting	Animals or quantity	
49	276	211	1,012	67	451	5	59	80	274	77	786	125	1,023	23	225	1
41	187	206	1,325	65	381	4	29	80	413	58	246	109	839	13	63	2
20	178	27	476	17	202	3	13	12	60	42	383	29	264	8	61	3
50	410	211	2,485	65	856	6	108	77	774	73	923	120	1,774	17	361	4
15	32	88	254	20	59	2	4	19	46	20	45	53	130	5	15	5
15	50	95	823	31	280	2	12	35	248	26	95	57	523	5	70	6
309	2,466	182	1,285	55	338	257	2,075	5	25	549	4,945	43	440	21	242	7
319	1,414	143	659	43	217	170	807	2	2	402	1,320	28	117	15	55	8
146	1,492	39	388	7	54	82	916	1	6	169	1,615	12	163	5	27	9
360	5,082	153	1,724	40	309	196	3,245	2	26	450	4,411	33	638	10	62	10
102	223	67	178	14	48	35	72	2	8	124	249	11	54	3	8	11
153	972	82	565	17	127	81	313			158	439	12	21	3	65	12
12	109	74	318	69	430			38	103	17	125	113	1,015	14	113	13
6	9	46	216	46	238			16	41	8	13	86	405	7	23	14
3	29	5	24	11	131			4	42	4	47	26	297			15
7	29	43	425	50	562			19	127	10	118	83	1,089	6	60	16
1	4	15	31	18	101			8	10			41	155	2	5	17
4	19	15	154	23	223			7	17			39	424	3	13	18
		12	32													19
		5	15													20
		1	4													21
		5	23													22
																23
		2	6													24
																25
																26
																27
																28
																29
																30
18	148	223	580	51	261			33	110	5	24	33	217	12	106	31
17	224	229	2,220	54	943			38	317	5	34	31	427	11	289	32
5	43	14	110	3	15			2	44			6	59	6	60	33
18	337	230	3,428	54	1,076			35	456	4	37	34	573	12	787	34
7	22	93	337	9	31			4	6	2	3	17	39	3	24	35
12	87	112	1,238	19	76			11	47			18	112	7	85	36
15	139	90	545	23	173	4	42	24	140	87	1,229	29	225	11	95	37
9	30	70	477	15	96	2	6	12	59	51	176	20	131	7	36	38
10	204	33	370	13	475	3	131	15	333	63	886	14	301	4	91	39
16	301	82	1,599	20	785	5	219	20	806	82	1,435	27	481	9	132	40
7	15	52	229	5	41	1	3	8	28	17	41	20	89	1	3	41
8	21	45	785	8	77	3	29	8	74	23	84	13	190	2	6	42
139	1,740	56	492	156	2,374	53	906	11	85	72	1,236	248	3,779	116	2,191	43
84	390	34	244	116	759	24	102	9	31	40	112	160	928	90	484	44
113	7,256	37	955	115	5,776	42	1,915	9	247	40	940	162	8,454	75	5,735	45
146	8,785	48	2,057	150	14,073	51	3,664	10	517	65	1,579	232	15,139	109	11,733	46
35	70	9	30	27	101	5	9	2	7	8	19	79	374	15	91	47
54	414	15	91	54	1,042	10	40	3	17	16	46	96	1,043	37	388	48
5	23	22	111	5	12			3	8			11	42			49
2	6	17	83	3	6			5	23			11	29			50
2	8	2	14	1	4							1	1			51
5	38	19	168	3	14			3	16			9	46			52
		3	5									1	1			53
		5	30									1	1			54
9	39	46	193	21	74			56	123	26	168	26	143	16	88	55
5	17	36	94	16	38			48	107	22	51	20	40	11	25	56
4	19	6	26	4	22			2	8	2	10	6	28	3	16	57
7	89	34	136	15	93			45	169	19	51	13	48	6	15	58
		8	12	1	2			4	7			4	4			59
3	4	11	69	1	1			10	15	6	11	2	10	1	3	60
12	124	143	619	64	401	14	139	118	366	59	1,049	61	523	39	262	61
10	30	104	426	40	141	11	48	84	178	32	86	42	186	17	60	62
4	11	18	631	12	132	5	12	10	47	13	94	6	97	6	53	63
13	53	99	944	40	455	12	80	69	261	37	303	33	299	17	147	64
		20	78	2	9	2	2	7	8	1	1	9	17	1	1	65
2	8	34	314	7	34	3	8	22	50	7	18	14	58	2	2	66
	1,575		437		3,714		802		95		115		2,440		2,220	67
	635		778		520		480		248		786		410		70	68
70	46,859	23	13,077	69	108,497	29	25,885	1	403	41	25,363	129	166,831	61	128,488	69
106	9,441	79	4,767	58	4,616	23	2,628	16	1,127	100	13,201	81	8,785	22	1,230	70
18	209	235	2,476	56	1,074			39	341	5	44	34	405	12	289	71
611	2,759	695	3,659	397	1,957	246	1,106	277	929	695	2,217	543	3,090	177	802	72
8	136	62	402	10	108			4	19	1	6	9	98	1	4	73
454	1,920	265	1,289	175	798	172	727	54	175	449	1,402	229	1,209	74	299	74
18	149,670	235	1,630,293	56	752,314			39	246,082	5	23,930	34	225,816	12	306,460	75
611	1,328,302	695	2,117,243	397	950,517	246	435,062	277	500,247	695	859,629	543	1,586,397	177	327,747	76
	501		654		700				722		544		558		1,080	77
	476		579		486		396		538		388		513		409	78
	20,784		130,982		491,021				73,725		1,200		51,446		64,170	79
	6,405		85,105		129,396		15,247		8,368		8,707		115,901		1,430	80
	33,237		457,494		45,571				44,473		2,530		45,370		67,680	81
	244,518		457,815		149,493		71,351		83,091		77,779		296,707		58,981	82
5	190	21	2,690	12	3,265			6	1,510			14	4,634			83
668	31,487	994	46,084	474	32,012	333	15,303	339	14,286	804	38,725	580	38,398	206	10,768	84
	1,450		23,614		22,720				18,935				42,282			85
	239,218		314,366		246,357		104,068		117,774		375,651		274,750		77,962	86
	7.6		8.8		10.0				12.5				9.1			87
	7.6		6.8		7.7		6.8		8.2		7.1		7.2		7.2	88

COUNTY TABLE IV.—SPECIFIED LIVESTOCK, 1930, AND LIVE

[See NOTE,

	TYPE OF FARM, BY CLASS OF ANIMALS (See definitions in Introduction)	MINERAL		MISSOULA		MUSSELSHELL		PARK		PETROLEUM	
		Farms reporting	Animals or quantity	Farms reporting	Animals or quantity	Farms reporting	Animals or quantity	Farms reporting	Animals or quantity	Farms reporting	Animals or quantity
	General farms										
1	Horses and mules, excluding colts ... number	19	59	95	559	96	784	99	728	79	765
2	Cows and heifers kept mainly for milk ... number	22	98	91	510	86	318	90	566	61	322
3	beef ... number	4	33	19	412	40	566	29	266	36	331
4	Other cattle, including calves ... number	20	213	83	1,098	86	1,135	97	1,315	75	1,226
5	Sows and gilts ... number	5	12	27	67	30	88	42	128	23	56
6	Other hogs, excluding pigs under 3 months old ... number	8	32	48	370	29	134	45	393	26	111
	Cash-grain farms										
7	Horses and mules, excluding colts ... number	8	33	45	405	172	1,310	103	1,038	99	958
8	Cows and heifers kept mainly for milk ... number	6	22	30	116	115	482	77	327	63	348
9	beef ... number	1	3	12	80	37	353	35	338	24	233
10	Other cattle, including calves ... number	5	51	38	308	136	1,298	92	1,021	77	925
11	Sows and gilts ... number			24	87	62	121	49	171	22	46
12	Other hogs, excluding pigs under 3 months old ... number	4	8	24	185	56	280	47	517	18	237
	Crop-specialty farms										
13	Horses and mules, excluding colts ... number	4	8	63	351	8	46	50	380	31	369
14	Cows and heifers kept mainly for milk ... number	2	5	40	172	3	7	29	147	13	67
15	beef ... number	1	10	5	41	1	13	22	263	16	302
16	Other cattle, including calves ... number	1	3	35	340	4	31	39	531	24	633
17	Sows and gilts ... number	2	2	13	40			14	35	3	9
18	Other hogs excluding pigs under 3 months old ... number			17	66	4	24	14	55	5	46
	Fruit farms										
19	Horses and mules, excluding colts ... number			21	32						
20	Cows and heifers kept mainly for milk ... number			12	21						
21	beef ... number										
22	Other cattle including calves ... number			7	28						
23	Sows and gilts ... number			1	2						
24	Other hogs, excluding pigs under 3 months old ... number			6	19						
	Truck farms										
25	Horses and mules, excluding colts ... number			7	13			5	13		
26	Cows and heifers kept mainly for milk ... number			4	5			3	17		
27	beef ... number										
28	Other cattle including calves ... number			2	2			2	10		
29	Sows and gilts ... number										
30	Other hogs, excluding pigs under 3 months old ... number			1	2						
	Dairy farms										
31	Horses and mules, excluding colts ... number	5	22	69	391	27	175	53	335	4	51
32	Cows and heifers kept mainly for milk ... number	5	48	75	1,188	27	245	51	671	3	56
33	beef ... number			4	20			13	155	2	10
34	Other cattle, including calves ... number	5	80	73	1,253	27	330	50	1,102	4	104
35	Sows and gilts ... number			11	27	5	6	20	57		
36	Other hogs, excluding pigs under 3 months old ... number	3	20	32	158	14	55	20	202	2	3
	Animal-specialty farms										
37	Horses and mules, excluding colts ... number	5	23	47	307	23	238	63	565	51	917
38	Cows and heifers kept mainly for milk ... number	4	21	30	155	12	54	48	296	29	178
39	beef ... number	1	8	21	682	15	219	38	756	37	831
40	Other cattle including calves ... number	4	41	41	1,480	22	304	79	1,608	48	1,665
41	Sows and gilts ... number	2	11	16	88	11	35	29	167	22	81
42	Other hogs, excluding pigs under 3 months old ... number	1	22	21	227	14	60	30	690	15	176
	Stock ranches										
43	Horses and mules, excluding colts ... number			35	391	85	1,241	143	1,997	50	1,055
44	Cows and heifers kept mainly for milk ... number			25	169	50	273	103	495	26	129
45	beef ... number			18	892	59	3,347	99	5,288	34	1,134
46	Other cattle, including calves ... number			35	2,131	82	4,847	135	8,822	47	2,170
47	Sows and gilts ... number			7	21	23	71	41	224	9	42
48	Other hogs, excluding pigs under 3 months old ... number			13	160	31	128	35	679	12	147
	Poultry farms										
49	Horses and mules, excluding colts ... number			15	43	2	6				
50	Cows and heifers kept mainly for milk ... number			20	73	1	4				
51	beef ... number										
52	Other cattle including calves ... number			16	72	1	10				
53	Sows and gilts ... number			3	7						
54	Other hogs excluding pigs under 3 months old ... number			4	27						
	Self-sufficing farms										
55	Horses and mules excluding colts ... number	24	88	41	101	18	104	13	79	9	59
56	Cows and heifers kept mainly for milk ... number	15	27	29	87	12	30	8	14	4	7
57	beef ... number	4	19	3	11	2	15	3	8	3	12
58	Other cattle including calves ... number	12	41	22	90	14	67	7	29	4	18
59	Sows and gilts ... number			3	6	3	7				
60	Other hogs excluding pigs under 3 months old ... number	1	2	7	46	6	18	2	4		
	Abnormal and unclassified farms										
61	Horses and mules, excluding colts ... number	22	58	84	297	45	332	57	465	26	699
62	Cows and heifers kept mainly for milk ... number	10	44	84	199	32	94	42	114	12	59
63	beef ... number	4	21	8	164	4	52	7	81	8	68
64	Other cattle, including calves ... number	10	87	56	423	29	220	33	260	19	222
65	Sows and gilts ... number	1	2	2	37	4	6	4	12	2	2
66	Other hogs, excluding pigs under 3 months old ... number	3	3	13	103	8	35	9	70	2	4
	SPECIFIED ITEMS, BY TWO TYPES OF FARMS										
67	Steers, 2 years old and over — Ranches ... number				452		520		1,044		347
68	Steers, 2 years old and over — All other ... number		34		466		225		458		599
69	Sheep, excluding lambs — Ranches ... number			10	8,022	16	17,345	66	73,513	27	40,338
70	Sheep, excluding lambs — All other ... number	6	403	41	2,604	65	10,543	84	12,906	54	8,607
71	All cows milked — Dairy ... number	5	66	79	1,318	29	278	56	846	4	85
72	All cows milked — All other ... number	60	221	398	1,767	378	1,647	464	2,372	262	1,366
73	Of beef or dual purpose breeding — Dairy ... number	1	8	13	74	12	102	27	306	2	25
74	Of beef or dual purpose breeding — All other ... number	20	81	125	555	263	1,159	249	1,162	195	922
75	Milk produced — Dairy ... No and gals	5	37 350	79	925,209	29	161,008	56	591 178	4	44 984
76	Milk produced — All other ... No and gals	60	92,382	398	902,341	378	636,126	464	1,203,015	262	557,738
77	Production, per cow — Dairy ... gallons		566		702		579		699		529
78	Production, per cow — All other ... gallons		418		511		386		507		408
79	Whole milk sold — Dairy ... gallons		20,230		528 359		64,045		253 902		4,800
80	Whole milk sold — All other ... gallons		6,582		94,883		26,931		66,371		1 089
81	Cream sold as butterfat — Dairy ... pounds		3 208		97 427		17 171		74,693		10,876
82	Cream sold as butterfat — All other ... pounds		17,102		144,990		89,412		261,923		108,262
83	Chickens over 3 months old on farms, Apr 1, 1930 — Poultry ... number			31	11 275	3	500				
84	Chickens over 3 months old on farms, Apr 1, 1930 — All other ... number	65	3,335	490	24 849	454	25,054	532	28,581	317	14,696
85	Chicken eggs produced — Poultry ... dozens				106,923		5 225				
86	Chicken eggs produced — All other ... dozens		25,406		188,996		190,822		222,863		103,053
87	Production, per chicken on hand — Poultry ... dozens				9 5		10 5				
88	Production, per chicken on hand — All other ... dozens		7 6		7 6		7 6		7 8		7 0

STOCK PRODUCTS, 1929, BY TYPE OF FARM—Continued

bottom of p 8]

PHILLIPS		PONDERA		POWDER RIVER		POWELL		PRAIRIE		RAVALLI		RICHLAND		ROOSEVELT		
Farms reporting	Animals or quantity	Farms reporting	Animals or quantity	Farms reporting	Animals or quantity	Farms reporting	Animals or quantity	Farms reporting	Animals or quantity	Farms reporting	Animals or quantity	Farms reporting	Animals or quantity	Farms reporting	Animals or quantity	
187	1,653	77	700	126	1,260	44	305	48	494	219	825	141	1,201	46	407	1
135	718	64	371	81	401	40	301	37	268	229	1,477	116	670	34	165	2
72	639	23	160	63	587	15	153	23	395	20	220	46	413	10	168	3
179	2,021	69	910	113	1,546	43	772	48	952	222	2,527	137	1,655	40	540	4
35	49	27	80	40	154	10	20	8	25	108	296	58	176	11	20	5
68	198	24	198	69	533	14	102	16	65	87	647	59	273	17	66	6
678	4,654	489	3,581	127	1,242	7	53	319	3,257	39	211	756	7,210	808	7,140	7
812	1,162	399	1,856	73	297	5	21	204	1,112	30	164	541	2,169	554	2,257	8
194	1,547	151	1,322	58	529			148	1,519	6	21	216	1,990	192	2,329	9
424	4,363	428	5,759	94	1,299	5	38	280	4,777	28	288	636	6,480	635	6,547	10
97	197	137	353	38	167	2	5	109	254	9	38	308	1,108	215	559	11
147	506	148	860	64	623	5	95	162	616	13	74	265	1,206	267	1,515	12
56	768	36	278	134	1,290	40	294	4	26	151	718	109	598	4	80	13
27	96	16	33	71	255	31	125	2	10	130	712	78	298	2	7	14
25	483	6	107	71	814	8	92	3	21	15	135	15	64			15
43	815	15	179	107	1,701	29	266	4	85	126	1,139	78	591	1	2	16
18	43	5	12	34	136	7	31			52	265	24	60	1	60	17
16	107	6	18	53	468	13	67			53	570	42	189	1	150	18
										83	236					19
										68	352					20
										1	8					21
										56	508					22
										21	78					23
										15	146					24
										12	43					25
										11	29					26
										4	4					27
										9	34					28
										2	5					29
										4	55					30
17	163	33	201	6	41	34	282	9	68	303	1,232	18	157	9	68	31
18	207	35	482	6	60	33	628	11	130	328	3,836	17	199	12	173	32
2	12	4	17			9	173	2	12	28	145	3	11			33
18	251	35	562	6	90	34	759	11	192	325	5,158	19	320	12	186	34
6	12	10	40	2	4	4	9	2	3	134	395	3	10	4	9	35
6	12	16	316	3	32	13	30	5	11	128	758	8	89	5	8	36
108	1,512	22	193	36	319	11	85	23	217	74	428	88	1,078	37	500	37
60	246	20	137	19	63	10	51	9	47	59	436	63	254	26	114	38
74	1,734	15	209	26	454	8	217	21	384	35	686	44	1,003	23	455	39
109	3,212	24	558	30	640	11	219	24	593	75	2,065	81	1,848	34	1,093	40
37	134	12	84	13	91	3	13	6	19	37	202	34	507	8	34	41
53	443	9	167	22	378	7	39	6	67	41	706	50	570	21	125	42
245	5,116	75	1,001	361	5,206	127	2,623	63	1,274	37	643	85	661	19	254	43
107	466	42	209	179	758	102	796	32	125	26	185	15	45	6	20	44
193	6,349	46	1,371	287	15,872	93	5,689	43	1,536	26	1,193	25	1,282	16	554	45
230	9,246	68	2,553	344	22,588	120	11,279	53	2,158	37	2,406	34	1,902	19	658	46
36	91	10	49	89	390	35	74	9	22	10	52	6	36	8	35	47
63	433	21	201	149	1,967	51	473	15	48	10	69	10	65	5	41	48
5	21					10	40			19	43	7	49			49
2	8					11	36			23	75	3	5			50
1	8									1	3	4	31			51
3	27					10	62			28	99	6	75			52
										1	1	1	2			53
						1	10			3	20					54
46	295	8	75	8	42	6	33	3	10	26	62	27	147	30	253	55
23	46	4	8	5	11	4	8	5	5	33	91	19	64	19	37	56
15	44			1	1	1	6			2	12	8	42	2	4	57
27	118	2	6	5	23	2	3	5	6	27	119	20	99	16	72	58
2	8			4	10					6	14	5	8	8	5	59
4	10	1	2	4	4	1	1	1	1	4	9	8	18	8	10	60
102	1,587	40	315	45	274	35	213	39	517	106	439	51	558	101	931	61
34	78	17	29	11	21	16	171	18	50	97	410	26	46	37	133	62
17	143	5	24	13	83	6	67	10	143	12	88	12	134	9	58	63
46	317	16	83	21	153	16	337	29	306	89	647	20	172	80	270	64
7	8	3	8	3	7	5	61	5	7	20	74	3	3	6	12	65
12	83	9	36	7	11	6	54	3	8	18	246	6	13	3	52	66
	1,049		515		2,487		2,177		303		384		320		91	67
	846		999		381		194		910		716		1,158		820	68
76	92,495	46	54,451	90	65,969	68	127,816	42	41,074	27	22,960	12	16,642	3	765	69
121	30,635	89	12,537	34	3,115	37	1,656	63	2,772	193	16,746	106	12,531	40	2,839	70
19	225	35	456	6	63	34	506	11	132	333	4,089	30	229	12	156	71
966	4,957	636	2,857	651	2,507	248	1,574	408	2,160	730	3,678	996	8,971	765	3,060	72
4	37	12	69	3	18	15	107	7	71	62	459	10	65	3	24	73
638	2,371	355	1,470	524	1,920	176	1,099	354	1,918	166	863	594	2,174	361	1,419	74
19	139,615	35	310,509	6	35,115	34	375,256	11	85,000	333	2,719,944	30	173,090	12	92,975	75
966	1,660,895	636	1,505,027	651	1,045,364	348	655,832	408	900,216	730	2,247,214	996	1,712,896	765	1,232,170	76
	621		681		557		663		644		665		746		596	77
	420		558		417		563		417		580		431		400	78
	43,800		96,895				146,863		30,050		1,491,889		85,226		61,537	79
	2,692		5,130		7,096		86,733		3,904		1,125,059		10,389		16,516	80
	14,957		59,276		11,275		42,869		7,860		336,578		9,578		3,124	81
	213,837		319,031		151,653		164,218		171,321		246,750		864,289		181,582	82
5	585					16	6,305			30	10,227	9	908			83
1,147	49,139	743	48,190	735	34,226	272	22,094	460	26,929	964	44,056	1,101	58,820	862	42,163	84
	5,850						63,623				91,055		11,150			85
	355,471		313,357		355,193		177,535		194,631		309,468		414,536		280,258	86
	10.0						10.1				8.9		12.3			87
	7.3		7.3		7.5		8.0		7.2		7.0		6.9		6.9	88

COUNTY TABLE IV.—SPECIFIED LIVESTOCK, 1930, AND LIVE

[See NOTE.

	TYPE OF FARM, BY CLASS OF ANIMALS (See definitions in Introduction)	ROSEBUD		SANDERS		SHERIDAN		SILVER BOW		STILLWATER	
		Farms reporting	Animals or quantity	Farms reporting	Animals or quantity	Farms reporting	Animals or quantity	Farms reporting	Animals or quantity	Farms reporting	Animals or quantity
	General farms										
1	Horses and mules, excluding colts ... number	143	1,403	135	619	90	701	10	45	135	900
2	Cows and heifers kept mainly for milk ... number	121	702	123	655	85	487	9	44	125	850
3	beef ... number	52	655	40	400	21	116	3	15	46	641
4	Other cattle, including calves ... number	135	2,208	133	1,641	90	975	9	100	140	1,778
5	Sows and gilts ... number	40	84	24	64	28	61	2	11	58	215
6	Other hogs, excl pigs under 3 months old ... number	59	295	53	161	39	162	2	9	59	419
	Cash-grain farms										
7	Horses and mules, excluding colts ... number	157	1,422	43	298	1,046	7,856			314	2,412
8	Cows and heifers kept mainly for milk ... number	114	506	26	155	864	3,514			228	1,195
9	beef ... number	48	395	13	84	214	1,957			103	800
10	Other cattle, including calves ... number	122	1,404	28	367	911	8,219			280	3,050
11	Sows and gilts ... number	37	121	10	19	298	689			101	298
12	Other hogs, excl pigs under 3 months old ... number	49	415	14	59	393	1,406			103	703
	Crop-specialty farms										
13	Horses and mules, excluding colts ... number	142	1,266	48	167	2	5	9	29	68	537
14	Cows and heifers kept mainly for milk ... number	96	399	29	93	2	4	7	31	56	322
15	beef ... number	41	456	4	13	1	3	2	20	18	154
16	Other cattle, including calves ... number	110	1,367	30	152	2	13	11	90	62	868
17	Sows and gilts ... number	24	89					1	2	20	78
18	Other hogs, excl pigs under 3 months old ... number	46	248	5	13					42	262
	Fruit farms										
19	Horses and mules, excluding colts ... number										
20	Cows and heifers kept mainly for milk ... number										
21	beef ... number										
22	Other cattle, including calves ... number										
23	Sows and gilts ... number										
24	Other hogs, excl. pigs under 3 months old ... number										
	Truck farms										
25	Horses and mules, excluding colts ... number	4	31					5	8		
26	Cows and heifers kept mainly for milk ... number	3	14					1	1		
27	beef ... number	1	2					1	1		
28	Other cattle, including calves ... number	4	38					1	1		
29	Sows and gilts ... number										
30	Other hogs, excl. pigs under 3 months old ... number	2	3								
	Dairy farms										
31	Horses and mules, excluding colts ... number	12	101	86	301	12	85	40	205	30	182
32	Cows and heifers kept mainly for milk ... number	12	103	91	854	15	176	68	1,433	30	270
33	beef ... number	1	25	9	32	2	6	3	102	9	46
34	Other cattle, including calves ... number	13	206	91	1,311	14	241	66	1,088	29	329
35	Sows and gilts ... number	3	5	8	14	4	19	4	17	8	25
36	Other hogs, excl pigs under 3 months old ... number	6	41	31	82	7	17	9	126	6	78
	Animal-specialty farms										
37	Horses and mules, excluding colts ... number	52	500	36	204	53	516	3	19	97	1,025
38	Cows and heifers kept mainly for milk ... number	34	147	24	148	38	182	3	10	70	500
39	beef ... number	33	218	24	390	33	609	3	41	54	900
40	Other cattle, including calves ... number	50	580	32	1,038	53	1,088	4	90	92	2,167
41	Sows and gilts ... number	14	61	6	11	23	214	2	49	59	347
42	Other hogs, excl pigs under 3 months old ... number	11	175	13	112	22	299	3	100	57	1,090
	Stock ranches										
43	Horses and mules, excluding colts ... number	242	4,370	104	998	11	167	16	200	168	1,525
44	Cows and heifers kept mainly for milk ... number	119	493	56	360	7	24	11	68	91	573
45	beef ... number	147	9,554	73	2,105	5	198	13	655	123	3,461
46	Other cattle, including calves ... number	196	13,028	91	4,876	9	236	17	1,666	170	6,361
47	Sows and gilts ... number	29	69	18	61	2	3			54	174
48	Other hogs, excl. pigs under 3 months old ... number	51	314	23	105	6	17	1	1	51	380
	Poultry farms										
49	Horses and mules, excluding colts ... number			7	44			3	7	7	30
50	Cows and heifers kept mainly for milk ... number			6	22			3	7	10	56
51	beef ... number			2	17			1	8	1	6
52	Other cattle including calves ... number			6	59			5	14	9	137
53	Sows and gilts ... number									1	2
54	Other hogs, excl pigs under 3 months old ... number			1	4					1	1
	Self-sufficing farms										
55	Horses and mules, excluding colts ... number	50	366	42	139	15	79	6	21	12	39
56	Cows and heifers kept mainly for milk ... number	28	78	29	76	15	40	4	13	14	29
57	beef ... number	17	103	4	20	2	9	3	14	1	5
58	Other cattle, including calves ... number	35	188	28	126	12	49	3	8	11	54
59	Sows and gilts ... number	2	2	1	3	1	2	1	2	2	3
60	Other hogs, excl pigs under 3 months old ... number	6	19	7	10	7	16			2	8
	Abnormal and unclassified farms										
61	Horses and mules, excluding colts ... number	56	4,094	96	426	29	135	25	134	36	283
62	Cows and heifers kept mainly for milk ... number	33	146	62	272	17	47	11	57	29	112
63	beef ... number	18	158	14	69	2	16	3	17	12	166
64	Other cattle, including calves ... number	39	430	56	314	18	76	12	49	33	424
65	Sows and gilts ... number	5	13	7	11	3	7	3	12	8	38
66	Other hogs, excl pigs under 3 months old ... number	14	70	18	60	3	5	2	55	15	119
	SPECIFIED ITEMS, BY TWO TYPES OF FARMS										
67	Steers, 2 years old and over ... Ranches ... number		1,375		1,386		11		463		894
68	Steers, 2 years old and over ... All other ... number		515		621		812		68		796
69	Sheep, excluding lambs ... Ranches ... number	121	138,317	39	20,613	7	7,524	5	6,976	92	39,350
70	Sheep, excluding lambs ... All other ... number	92	9,437	60	2,993	69	6,411	9	690	147	23,623
71	All cows milked ... Dairy ... number	13	115	92	923	15	178	69	1,445	31	291
72	All cows milked ... All other ... number	623	2,654	390	1,919	1,123	4,700	58	279	784	4,465
73	Of beef or dual purpose breeding ... Dairy ... number	6	47	20	138	4	52	15	142	14	136
74	Of beef or dual purpose breeding ... All other ... number	373	1,430	131	600	628	2,413	16	84	469	2,554
75	Milk produced ... Dairy ... No and gals	13	74,090	93	688,715	15	104,584	69	892,001	31	197,350
76	Milk produced ... All other ... No and gals	623	1,102,961	390	1,145,754	1,123	1,909,042	58	88,777	784	2,240,569
77	Production, per cow ... Dairy ... gallons		644		746		583		617		678
78	Production, per cow ... All other ... gallons		416		599		406		318		502
79	Whole milk sold ... Dairy ... gallons		17,460		60,140		43,075		856,247		43,782
80	Whole milk sold ... All other ... gallons		17,909		9,086		11,507		14,072		74,162
81	Cream sold as butterfat ... Dairy ... pounds		13,638		178,444		8,784		2,300		36,852
82	Cream sold as butterfat ... All other ... pounds		164,077		260,197		254,175		5,118		443,038
83	Chickens over 3 months old on farms, Apr 1, 1930 ... Poultry ... number			7	2,351			8	2,295	11	2,265
84	Chickens over 3 months old on farms, Apr 1, 1930 ... All other ... number	730	39,235	500	23,008	1,206	55,826	118	5,476	841	53,151
85	Chicken eggs produced ... Poultry ... dozens				27,235				22,120		27,200
86	Chicken eggs produced ... All other ... dozens		287,127		182,492		376,475		34,481		415,804
87	Production, per chicken on hand ... Poultry ... dozens				11.6				9.6		12.0
88	Production, per chicken on hand ... All other ... dozens		7.3		7.9		6.7		6.3		7.8

STOCK PRODUCTS, 1929, BY TYPE OF FARM—Continued

bottom of p. 8]

SWEET GRASS		TETON		TOOLE		TREASURE		VALLEY		WHEATLAND		WIBAUX		YELLOWSTONE		
Farms reporting	Animals or quantity	Farms reporting	Animals or quantity	Farms reporting	Animals or quantity	Farms reporting	Animals or quantity	Farms reporting	Animals or quantity	Farms reporting	Animals or quantity	Farms reporting	Animals or quantity	Farms reporting	Animals or quantity	
62	354	79	447	24	181	46	329	87	705	25	168	34	306	201	1,328	1
58	309	79	470	19	92	39	211	76	380	21	149	34	228	176	800	2
23	120	26	227	11	141	15	210	27	180	11	112	8	34	34	289	3
61	855	85	1,209	26	409	45	680	86	786	23	445	35	458	179	1,665	4
12	23	26	57	4	13	9	18	14	32	5	15	17	47	43	76	5
21	68	33	171	4	25	16	89	28	97	8	17	13	43	71	407	6
48	335	519	2,911	312	2,655	47	322	977	6,322	101	842	305	2,495	332	2,582	7
32	152	435	1,831	197	893	33	91	660	2,363	76	398	270	1,581	234	863	8
10	200	79	691	127	1,315	10	67	250	1,609	42	390	70	453	94	515	9
38	710	405	3,848	263	3,905	36	290	767	6,237	88	1,247	281	3,686	254	2,406	10
8	23	111	324	72	208	9	19	191	460	15	57	161	531	65	169	11
14	73	133	815	89	469	15	33	277	1,254	30	287	135	616	89	425	12
21	175	12	73			79	617	48	332					673	4,494	13
17	98	9	33			69	262	22	64					596	2,288	14
4	30	4	40			23	512	15	229					46	476	15
16	143	12	106			64	1,166	32	421					528	3,607	16
3	7	2	5			17	32	9	21					197	412	17
5	29	3	4			27	129	14	102					299	1,399	18
														1	1	19
														1	1	20
																21
																22
																23
																24
														20	98	25
														11	16	26
																27
														6	19	28
																29
																30
21	122	17	80	5	42			21	127	12	68	12	93	65	292	31
20	261	19	192	6	140			20	231	15	129	17	129	69	931	32
7	26	1	6					2	6	2	6	1	1	1	4	33
22	514	19	335	5	148			20	216	14	235	13	181	68	813	34
1	1	2	2					4	11	3	7	4	12	9	15	35
9	21	11	36					4	14	2	6	3	20	12	68	36
33	228	16	116					80	779	12	100	29	298	57	525	37
25	159	11	51					56	284	8	42	23	104	38	164	38
21	214	8	119					48	573	9	43	19	436	23	758	39
32	616	14	291					85	1,308	11	132	28	831	53	2,086	40
7	41	5	21					20	58	5	32	12	65	15	68	41
13	186	7	49					39	257	10	137	14	128	17	553	42
250	2,665	125	1,911	96	1,470	41	933	157	2,959	111	1,729	28	406	56	691	43
214	1,416	63	344	41	243	28	137	62	250	81	505	17	64	35	219	44
180	5,293	88	6,422	68	3,350	34	2,210	93	3,500	80	3,833	23	630	31	1,194	45
255	12,765	128	12,008	87	5,044	39	3,147	129	4,851	111	7,841	27	901	47	2,245	46
45	125	20	64	18	73	12	63	23	54	15	46	6	9	5	14	47
102	749	28	283	19	184	17	127	41	153	41	179	5	9	11	111	48
		5	16					3	16					11	27	49
		4	6					2	10					14	21	50
																51
		3	6					2	8					7	18	52
		2	3													53
																54
		5	18	2	14	3	16	34	162	6	24	4	33	35	171	55
		5	11	2	5	2	8	19	34	5	7	4	15	30	65	56
		1	2					7	29	1	2			3	17	57
		5	16	2	6	1	8	20	105	5	14	4	19	26	101	58
								1	1					3	5	59
		1	3	1	4			3	5	1	9			11	37	60
31	545	34	247	24	119	14	114	110	1,162	26	231	14	218	98	586	61
20	125	14	45	16	71	9	29	46	115	16	80	12	80	82	296	62
6	450	5	20	4	20	1	31	13	74	6	150	1	8	7	72	63
21	690	14	1,056	15	108	9	46	45	247	19	201	7	30	54	350	64
4	17	1	1	4	9			3	33	1	2	3	6	17	65	65
5	28	4	8	1	1	3	9	12	87	5	30	2	3	28	259	66
	2,392		2,835		966		534		264		1,833		176		321	67
	365		630		501		161		538		301		486		1,470	68
171	98,202	78	89,351	71	72,593	9	3,794	81	92,783	81	110,860	13	2,781	19	22,289	69
60	4,770	88	9,073	34	4,657	31	2,983	103	21,402	42	2,297	17	4,112	145	13,588	70
22	339	19	201	6	114			21	221	15	159	17	144	72	891	71
414	2,574	690	2,836	371	1,514	304	878	1,144	4,428	248	1,333	377	1,992	1,299	4,891	72
14	181	7	48	3	36			7	60	5	39	10	85	6	61	73
390	1,947	365	1,424	260	1,065	117	447	713	2,759	165	802	308	1,521	290	1,031	74
29	170,300	19	116,515	6	56,126			21	123,705	15	107,075	17	53,785	72	731,592	75
414	1,176,962	690	1,833,114	371	649,433	304	359,434	1,144	1,767,790	248	569,479	377	910,421	1,299	2,652,198	76
	502		580		492				560		673		582		821	77
	457		470		429		421		399		427		457		548	78
	30,375		36,627		33,660				63,960		40,070		16,256		370,060	79
	24,323		15,104		20,338		17,826		21,560		14,252		1,930		164,352	80
	32,590		20,653		660				5,740		10,170		13,290		60,506	81
	247,974		240,100		92,981		67,308		218,221		101,953		174,362		434,268	82
		5	967					2	550					19	4,845	83
449	21,340	517	48,573	437	23,576	222	11,264	1,346	56,456	271	14,983	405	28,034	1,618	98,193	84
			6,904						4,560						50,573	85
	153,019		331,088		172,509		83,534		322,853		113,227		171,288		729,318	86
	7.2		7.2						8.3						10.5	87
	7.3		6.8		7.6		7.4		5.7		7.6		7.1		7.4	88

COUNTY TABLE V.—TYPE OF

[See NOTE,

	TYPE AND SIZE (See definitions in Introduction)	McCone	Madison	Meagher	Mineral	Missoula	Mussel-shell	Park	Petro-leum	Phillips	Pondera	Powder River	Powell
		Number	*Number*	*Number*	*Number*	*Number*	*Number*	*Number*	*Number*	*Number*	*Number*	*Number*	*Number*
	General farms												
1	Under 3 acres		1			1		1			1		
2	3 to 9 acres		1			19		2					
3	10 to 19 acres		1			12	1	1			1		
4	20 to 49 acres		6			10		1		1		1	1
5	50 to 99 acres		15	1	3	2	2	5		3	4	1	4
6	100 to 174 acres	2	36	2	7	16	12	19	7	15	16	6	6
7	175 to 259 acres	4	14	2	4	9	5	11	3	6	9	3	5
8	260 to 499 acres	31	23	9	6	27	25	30	21	54	38	44	14
9	500 to 999 acres	30	24	4	1	11	32	30	38	90	8	57	14
10	1,000 to 4,999 acres	13	9	5	1	6	24	8	14	25	3	17	3
11	5,000 acres and over			1			1						
	Cash-grain farms												
12	10 to 49 acres					2		1		1			
13	50 to 99 acres			1	1	2	1			1	7		
14	100 to 174 acres	14	6	2	2	3	10	7	4	21	43	3	1
15	175 to 259 acres	5	4			2	6	2	2	8	35	2	1
16	260 to 499 acres	216	9	8	6	17	43	19	24	184	175	39	
17	500 to 999 acres	287	17	11		16	60	52	46	298	213	59	4
18	1,000 to 4,999 acres	130	8	6		3	65	26	29	140	113	35	2
19	5,000 acres and over	1	1				2			2		1	
	Crop-specialty farms												
20	3 to 19 acres					5		3		1	2		1
21	20 to 49 acres		4			9		1		1	1		1
22	50 to 99 acres	3	4			11		2		3	1		4
23	100 to 174 acres	2	32	1		14		14	1	14	5	15	11
24	175 to 259 acres		16	1	1	13	1	5	2	4	2	6	4
25	260 to 499 acres	7	29	2	3	12	6	12	15	16	14	44	12
26	500 to 999 acres	4	22	7		9		10	10	12	7	50	8
27	1,000 to 4,999 acres	1	13	4		4	1	14	3	8	5	33	6
28	5,000 acres and over			1				1		2			
	Fruit farms												
29	Under 10 acres					17							
30	10 to 19 acres					9							
31	20 to 49 acres					6							
32	50 to 99 acres					1							
33	100 to 174 acres												
34	175 to 259 acres												
35	260 to 499 acres					1							
36	500 acres and over					1							
	Truck farms												
37	Under 3 acres												
38	3 to 9 acres					3		2					
39	10 to 19 acres					5		1					
40	20 to 49 acres					1							
41	50 to 99 acres					1							
42	100 to 174 acres							3					
43	175 to 259 acres												
44	260 to 499 acres												
45	500 to 999 acres					1							
	Dairy farms												
46	Under 3 acres					1	1				1		
47	3 to 19 acres		1			10		2					
48	20 to 49 acres		2			7	2	2					2
49	50 to 99 acres		1			9	1	1	1		3		
50	100 to 174 acres		6		3	19	1	8		6	11	1	2
51	175 to 259 acres	2	6		1	7		4	1		1		
52	260 to 499 acres	8	12	4		11	9	16	1	8	13	1	9
53	500 to 999 acres		4	5	1	13	11	17		3	6	4	13
54	1,000 acres and over		2	3		2	4	6	1	2			8
	Animal-specialty farms												
55	Under 50 acres		1			3			1	1			
56	50 to 99 acres		2	1		1	1	3			2		
57	100 to 174 acres	3	5	1	1	9	2	7	2	7	3	2	4
58	175 to 259 acres	4	6			8		5	1	1	1	2	
59	260 to 499 acres	20	11	4	2	11	9	26	11	21	9	18	5
60	500 to 999 acres	47	5	5	2	10	7	18	16	44	8	10	2
61	1,000 acres and over	15				6	5	5	20	40	3	4	
	Stock ranches												
62	Under 3 acres		3			1	3			6	1	2	
63	3 to 99 acres		2						1				
64	100 to 259 acres		33	4		6	4	2		4	2	5	2
65	260 to 499 acres	5	62	13		4	4	20	6	28	8	23	16
66	500 to 999 acres	17	52	26		9	11	31	8	76	18	109	26
67	1,000 to 4,999 acres	42	88	50		14	56	71	28	118	41	202	53
68	5,000 to 9,999 acres	7	10	13		2	9	15	4	12	3	22	19
69	10,000 acres and over	2	8	16		1	6	8	4	6	3	8	14
	Poultry farms												
70	Under 3 acres		4			5	1						
71	3 to 9 acres		1			10				1			5
72	10 to 19 acres					5							
73	20 to 49 acres		2			3	1						2
74	50 to 99 acres		1			1							3
75	100 to 174 acres		2			4				3			2
76	175 to 259 acres		1			2							1
77	260 to 499 acres		1			1	1			1			2
78	500 acres and over		3			1				1			1
	Self-sufficing farms												
79	Under 3 acres					1							
80	3 to 19 acres		2	1		12	2	7			1		
81	20 to 49 acres		2		2	5	2	2		2	1		2
82	50 to 99 acres	2	4		4	6	3			2	1		1
83	100 to 174 acres	8	7	4	12	19	2	1	2	13	1	1	1
84	175 to 259 acres		2	2	3	4		5		2		2	
85	260 to 499 acres	16	9	6	4	2	4	3	3	19	5	4	
86	500 acres and over	4	4	5		2	9	1	4	12	1	2	2
	Abnormal farms												
87	Under 3 acres	1	6			6		1		1	1		
88	3 to 9 acres	3	4			64		13			5		1
89	10 to 19 acres		1			16	1	4					3
90	20 to 49 acres	1	6			10	2	3		1	2		
91	50 to 99 acres	2	1		3	7	1	4		2	1	1	1
92	100 to 174 acres	3	9	3	6	21	5	8	2	11	4	1	6
93	175 to 259 acres	1	1	4	4	2	2		1	2		1	4
94	260 to 499 acres	20	5	9	1	2	10	4	5	19	15	7	5
95	500 to 999 acres	3	6	3	1	5	11	6	6	12	1	10	5
96	1,000 acres and over	1	2	1		5	4	3	1	2	2	2	2

FARM, BY SIZE, 1930—Continued

bottom of p 8]

Prairie	Ravalli	Richland	Roosevelt	Rosebud	Sanders	Sheridan	Silver Bow	Stillwater	Sweet Grass	Teton	Toole	Treasure	Valley	Wheatland	Wibaux	Yellowstone	
Number	Number	Number	Number	Number	Number	Number	Number	Number	Number	Number	Number	Number	Number	Number	Number	Number	
1	1															1	1
	19				1			2						1		20	2
	17	4							1					1		11	3
	50	5	1	2	5			2		1	3	1	2			20	4
	51	8	2	9	17	2	2	8	2	4		3	5			25	5
8	54	28	8	9	45	16	7	19	10	23	2	7	8	3	2	37	6
2	22	4	3	8	18	5		8	6	9	1	3	10		2	10	7
18	28	50	25	41	40	47	1	50	23	26	10	12	40	3	15	41	8
12	10	30	8	47	14	23	1	42	16	18	8	13	26	8	11	37	9
19	3	15	3	38	4	4		17	8	9	5	10	5	9	5	18	10
																1	11
	5	2	6	1	5	3										8	12
1	5	9	15	1	6	8		1	1	9		1	12	1	1	7	13
10	9	50	46	11	7	64		15	3	63	18	2	39	5	23	29	14
6	4	29	30	4	6	37		11		27	3	5	37	3	11	10	15
71	10	251	350	47	15	520		82	17	215	102	10	357	25	97	81	16
134	8	299	348	67	7	456		118	21	344	132	17	509	45	140	121	17
122	3	175	170	51	3	164		112	20	118	140	25	231	32	57	122	18
2	1		2	3				4		1	2	1	3	1	3	2	19
1	13	4			1			3								35	20
	37	10		4	9		2	1	1	2			2			67	21
	35	30		11	15		1	8	1	2		10	4			191	22
2	41	38	2	30	18	1	5	15	5	3		18	17			239	23
	16	15		10	6		2	10	4			10	7			93	24
	18	17		31	7	2	6	15	9	1		11	16			59	25
1	11	5		34	3		3	12	3	5		19	4			18	26
	3	1	2	23	2		2	7	4	3		20	5			14	27
1				7								1	1				28
	8															2	29
	15															1	30
	35																31
	21																32
	12															1	33
	10																34
	5																35
	3																36
																	37
	5						4									7	38
	4						1									9	39
	6						3									3	40
							1										41
	1			1			4										42
																1	43
				3													44
	1			1												1	45
1		2			1		1								5		46
	16	3					8	2			1		1	2		12	47
	46				7		4			3						15	48
	75	4			7	1	3		1				1			11	49
2	104	3	2	2	30	2	15	7	5	5			5	2	1	15	50
1	48	1	1	2	10		4	4	1	3			1	3	1	6	51
3	83	4	3	6	21	8	21	9	8	5	3		9	4	7	7	52
2	8	3	2	1	16	3	8		3	2			2	4	2	5	53
2	3		3	2	1	1	5	1	4	1	2		1		1	1	54
	6	2	1	2	1		3						3	1		9	55
	11	5		5	1	2		1					2	1		2	56
	29	8	1	8	7	2	2	9	2	3			7	6		11	57
	3	10	1	3	5	2		2	4	1				2	1	5	58
8	34	23	15	16	7	23	1	29	9	6			39	4	10	17	59
9	11	30	13	16	12	18	1	30	13	5			29	3	12	15	60
7		14	6	5		10		26	10	1			18		6		61
1		2		6				2		4	3	1	5	1			62
	3	1		8	5			5	2	1							63
3	5	1	2	21	14		1	14	10	8	4	1	12	6		3	64
2	6	2	1	24	11	2	4	32	41	15	10	4	15	8	2	8	65
8	11	4	3	43	25	2	6	38	74	21	19	4	46	26	7	6	66
35	14	25	8	104	42	6	9	53	112	67	52	27	73	47	16	21	67
11	2	3		21	5	1	1	4	10	19	19	4	6	11	3	5	68
6	1	2		26	2			2	11	5	4	1	9	18		4	69
	3						4										70
	5	1								1						11	71
	1						1	1								1	72
	12							1								3	73
	3						1										74
	5	1			1			1		3						4	75
	1												2				76
	1	5			3		3	5		1			1			2	77
		3			3			3		1			1				78
2		2															79
	18		4	1	3			2				1	1	1		9	80
2	12	1	4	2	5	3		3			1		6			7	81
	3	5	3	6	9	3	1			1	1		5			2	82
1	4	16	12	16	16	6	4	2		4	1		7	1	1	6	83
1		2	2	3	4	1				1		2	2			2	84
	2	5	10	16	10	3		7			1		13	5	5	11	85
		5	2	10	1	1	1	1					5			9	86
4	1	3	4		1		1	4	1		1		1	1	3	2	87
2	16	1	1		6	2	1	1	2	1				1	4	25	88
	15	1		1	8	1	2	2	1	2				1		18	89
	22	1	3		8	3	1	2	2	1	2		2	2	1	5	90
2	13	1	7	2	12		2	1	2	2	1	1	7	1		7	91
3	14	9	4	5	25	9	13	6	1	6	7	1	12	3	2	6	92
	5	1	2	1	7	2	2	1	2	2	1		3	2		1	93
5	4	6	6	11	6	12	2	7	3	3	3	2	26	2	2	5	94
3		5	2	8	5	2	2	4	4		5		10	2		4	95
3		1	2	3	1		1	1	1	1	1	1	8	4	1	3	96

COUNTY TABLE VI.—TYPE OF FARM, BY SPECIFIED VALUE OF FARM

[See NOTE.

	TYPE, BY VALUE OF PRODUCTS (See definitions in Introduction)	THE STATE	Beaverhead	Big Horn	Blaine	Broadwater	Carbon	Carter	Cascade	Chouteau	Custer	Daniels
		Number	Number	Number	Number	Number	Number	Number	Number	Number	Number	Number
	General farms											
1	Under $250	122		6	15			2	3	3	2	
2	$250-$599	660		25	10	3	13	22	23	10	20	4
3	$600-$999	1,134	2	38	19	8	30	21	29	15	20	5
4	$1,000-$1,499	1,260	5	37	36	8	44	27	34	18	22	5
5	$1,500-$2,499	1,363	14	39	29	13	57	23	39	20	17	4
6	$2,500-$3,999	730	12	18	14	12	39	5	13	10	7	3
7	$4,000-$5,999	264	17	9	9	7	24	2	4	4	3	2
8	$6,000-$9,999	71	3	1	2	2	5		3	1		
9	$10,000 and over	17			1				1			
	Cash-grain farms											
10	Under $250	756		38	17	5	2	6	17	18		61
11	$250-$599	648		29	14	1	6	9	12	21	4	51
12	$600-$999	1,056		29	24	6	10	12	30	39	19	84
13	$1,000-$1,499	2,298		28	70	7	32	13	57	98	24	165
14	$1,500-$2,499	3,036		26	92	8	49	21	68	140	28	146
15	$2,500-$3,999	4,526	1	48	140	16	70	35	96	231	39	165
16	$4,000-$5,999	3,717	2	35	115	22	52	16	84	261	38	88
17	$6,000-$9,999	2,050		12	80	11	25	7	77	191	17	24
18	$10,000-$19,999	995	1	17	27	4	9	2	44	139	7	13
19	$20 000 and over	245		6	2	1	1		20	39	3	1
20		47		4	2				13	8		
	Crop-specialty farms											
21	Under $250	247	1	23	14	1	6	1	4	3	4	
22	$250-$599	200	7	21	3	2	7	3	4	2	3	
23	$600-$999	250	7	22	10	1	5	8	4		8	
24	$1,000-$1,499	409	10	27	5	4	9	8	11	2	13	
25	$1,500-$2,499	454	8	28	7	4	25		9		23	
26	$2,500-$3,999	743	19	50	24	11	60	5	16	1	22	
27	$4,000-$5,999	752	22	39	26	7	84		17	2	14	
28	$6,000-$9,999	567	14	35	19	4	68		5		9	
29	$10 000 and over	360	18	34	14	2	42		2		1	
30		117	9	5	5		17				1	
	Fruit farms											
31	Under $250	9										
32	$250-$599	28					1					
33	$600-$999	37					2					
34	$1,000-$1,499	25					2					
35	$1,500-$2,499	26					1					
36	$2,500-$3,999	31					2					
37	$4,000-$5,999	17					1					
38	$6 000-$9,999	12										
39	$10,000 and over	8										
	Truck farms											
40	Under $250	5							1		1	
41	$250-$599	16					1		1		3	
42	$600-$999	16					1					
43	$1,000-$1,499	17					2		1		1	
44	$1,500-$2,499	31					7		4			
45	$2,500-$3,999	21					4		2		1	
46	$4,000-$5,999	13							1		1	
47	$6,000-$9,999	18					2		1			
48	$10,000-$19,999	7							1			
	Dairy farms											
49	Under $250	6			1	1						
50	$250-$599	135	1	2	2	1	6		12	2	2	
51	$600-$999	312	2	5	5	1	6	1	19	1	7	
52	$1,000-$1,499	426	1	4	4	4	11	2	20		4	
53	$1,500-$2,499	550	2	6	5	2	12		19	3	5	
54	$2,500-$3,999	351	2	2	4	3	4		15	1	3	
55	$4,000-$5,999	186	3	1			2		8	1	4	
56	$6,000-$9,999	132	1	1	1		3		7	1	3	
57	$10,000 and over	73	2	1			2		10		3	
	Animal-specialty farms											
58	Under $250	15		5				2				
59	$250-$599	134		6	4		4	12	9			
60	$600-$999	253		8	9		5	16	9	3	3	2
61	$1,000-$1,499	344	2	4	6	1	4	24	23	4	2	4
62	$1,500-$2,499	630	2	14	13	5	18	38	51	7	5	1
63	$2,500-$3,999	534	3	7	6	10	16	20	39	5	4	2
64	$4,000-$5 999	301	3	2	3	11	14	2	23		1	2
65	$6 000-$9,999	165		2	5	4	10	1	14	1	1	
66	$10 000 and over	104	2			7	5		7		1	
	Stock ranches											
67	Under $250	111	13	1	5			5			1	
68	$250-$599	364	10	7	14	1	6	25	3	8	11	
69	$600-$999	504	16	7	24	2	2	24	7	10	20	1
70	$1,000-$1,499	641	17	13	21	3	9	43	11	16	26	2
71	$1,500-$2 499	1,251	44	21	38	6	15	92	19	24	46	6
72	$2,500-$3,999	1,206	35	21	31	13	29	73	21	43	30	5
73	$4,000-$5,999	920	38	24	28	13	19	41	25	20	26	4
74	$6,000-$9 999	817	35	14	26	9	9	36	27	32	20	3
75	$10,000-$19,999	668	53	20	27	9	8	16	18	13	17	2
76	$20 000 and over	487	61	18	17	7	8	7	17	13	11	1
	Poultry farms											
77	Under $250	14							5			
78	$250-$599	54			1	1	3		9			
79	$600-$999	74			2			2	9			
80	$1,000-$1,499	85			1	2	2		8			
81	$1 500-$2,499	64					1	2	3			
82	$2 500-$3,999	47			1	1	1		4			
83	$4 000 and over	21							2			
	Self-sufficing farms											
84	Under $250	626		33	39	2	7	20	22	6	8	
85	$250-$399	352		15	9		7	7	9	3		
86	$400-$599	262		11	7	1	3	10	6	3	3	
87	$600-$999	152		9	5		2	2	1	4		
88	$1,000-$1 499	9			1			1	1	1		
	Abnormal farms											
89	Under $250	825	24	9	7	2	6	21	39	11	14	14
90	$250-$399	575	5	11	6	1	7	7	27	5	10	6
91	$400-$599	558		7	6	2	8	9	24	10	3	9
92	$600-$999	391	5	4	5		7	5	17	5	1	3
93	$1 000-$2,499	128	2	6	1	4	3	2	3	1	1	2
94	$2,500-$5 999	82	1	2			3	2			2	2
95	$6 000-$19 999	46	2		2	1			1		1	1
96	$20,000 and over	21		1			1				1	

PRODUCTS SOLD, TRADED, OR USED BY OPERATOR'S FAMILY, 1929

bottom of p 8]

Dawson	Deer Lodge	Fallon	Fergus	Flathead	Gallatin	Garfield	Glacier	Golden Valley	Granite	Hill	Jefferson	Judith Basin	Lake	Lewis and Clark	Liberty	Lincoln	
Number	*Number*	*Number*	*Number*	*Number*	*Number*	*Number*	*Number*	*Number*	*Number*	*Number*	*Number*	*Number*	*Number*	*Number*	*Number*	*Number*	
1		1	3	15			1			2	7	1	2	1			1
6	1	3	37	35	11	22	6	6	6	13	6	9	24	8	1	11	2
30	5	10	46	71	28	29	6	16	10	29	10	14	40	14	2	21	3
30	3	9	41	69	27	23	3	12	6	28	11	11	60	19	2	31	4
41	2	16	73	64	67	11		9	10	17	9	11	51	23	1	18	5
23		5	26	31	56	8	1	4	8	8	4	7	36	7	1	8	6
3	1	2	13	5	31		1		1	4		1	9	2		2	7
				2	20					2	1		4				8
					7	1					1						9
10		4	37	6	3	42	4	14	3	16	5	14	5	5	10		10
9		13	42	7	1	17	2	8		29	4	10	4	4	3		11
26		6	57	11	6	27		10	2	46	8	24	17	8	11	1	12
72		43	105	40	14	39	7	19	2	116	5	33	23	10	22		13
114		46	175	52	31	42	18	37	5	168	5	80	32	13	41	1	14
183		109	239	80	87	48	26	31	3	279	9	109	42	15	68	2	15
130		97	239	32	120	82	34	20	1	223	5	102	40	8	73		16
84		79	141	11	97	13	16	6		122		58	21	8	53	1	17
27		33	83	4	62	3	11	3		44	3	24	13	3	24		18
6		8	10		11	1	8			7		7		1	6		19
			2		1							1	1				20
	1		6	18	11		45		2			1	12	3		5	21
			3	11	4	5	22	1	4		3	2	5	2		12	22
1	1		3	11	4	7	18		3	1	4	1	8	5		10	23
2	4		8	15	16	11	14		7	1	10	2	19	8		9	24
4	3		6	17	14	4	6		7	3	12	2	10	5		7	25
	4		5	14	30	12	4	2	6	1	9	4	17	19		5	26
	6		3	14	37	2	2	1	6		9	2	11	10		1	27
3	4		9	1	41	5	2		4		2		5	16		3	28
	1		3	2	18	2			2	1	1			8		1	29
	2		2	2	3	1			1					3		1	30
													2				31
				4									5				32
				5									6				33
				3									3				34
				1									3				35
				2									1				36
				1													37
																	38
																	39
				1	1												40
				3	1												41
					2												42
					1						2						43
				1	1												44
				1	1						1						45
				2	6												46
					8												47
				1	3												48
				2									1	1			49
2	1	2	4	14	4		1	2		1	5	1	15	4		3	50
1		1	10	20	14	1		1		2	5		46	3		6	51
3	3	2	17	17	14	2	2		6	4	12	2	57	4		6	52
2	2	1	18	32	26			3	4	2	12	8	56	11		16	53
4	4	2	10	13	21	1	1	1	4	6	10	3	41	13		4	54
3			6	8	23		2		1	2	9	1	14	11		3	55
4	2		5	4	4				6	4	5	2	5	2			56
1	7		1	3	5				1	1	3			7		1	57
													1				58
2			4	7	3	4		1			1	1	4	4		2	59
6		1	17	8	8	11		2		6	1	1	9	2		4	60
11		5	22	10	6	9		8		2	2	2	13	4	2	5	61
12		10	39	14	21	15		4	1	3	3	6	20	5	1	4	62
13		3	41	13	29	5		1	3	3	1	3	21	2	1	8	63
10		9	17	5	20	2				4	1	2	19	2	1	1	64
1		3	8	4	13	2			1	1			3	1			65
		1	4	1	11							2	2	4			66
2			2	1		17	3	1			1		1	1	1		67
4	6		9		1	49	17	5	1	6	6	6	3	1	4	1	68
2	3	6	13		1	58	9	16	3	8	12	2	5	7	2	1	69
7	2	6	16		4	58	7	19	5	8	13	15	6	9			70
13	4	19	40	2	3	115	11	44	7	17	18	27	13	25	7	2	71
12	6	24	47		6	63	9	21	15	14	9	35	10	39	14	4	72
10	5	10	35	4	7	38	9	15	17	15	13	27	5	22	10	1	73
10	2	14	32	2	6	29	14	8	19	8	7	16	9	19	6	1	74
7	3	6	24	1	6	20	14	4	8	7	5	16	5	21	11	1	75
1	3	1	11		6	2	10	4	5	3	2	11	1	21			76
		1		3	1								1				77
	1		1	6	1						4	1	2	8			78
	2		1	6							4	2	4	1		2	79
	1	1	2	3	8					3	2	1	8	4		1	80
	4	1	1		5					1	4	1	7	3			81
	2	1		3	2						1		2			2	82
	3			1	3									1			83
5		3	39	38	11	27	8	1	7	33		4	21	11		22	84
3		2	14	34	13	10	9	3	1	9	8	3	14	11		19	85
5			8	17	10	3		2	2	2	2	2	13	3		21	86
			1	11	8	5		1		5		1	11			12	87
					1								1			1	88
9	3	2	20	135	19	28	23	5	7	13	7	7	38	26	2	61	89
7	10	3	18	71	14	7	3	1	3	10	6	4	30	12	1	39	90
9	7	1	15	39	11	5	9	3	2	16	3	7	26	16	6	30	91
3	9	2	13	38	12	6	1	1	4	5	7	4	15	7	4	27	92
1		1	2	18	2	2	1		2	1	3		3	3	1	13	93
	1		3	7	1	3	1				1		4	3	2	7	94
	1		1		2	2	2				1		3	2		2	95
	3		1	1	4												96

COUNTY TABLE VI.—TYPE OF FARM, BY SPECIFIED VALUE OF FARM

[See NOTE.

	TYPE BY VALUE OF PRODUCTS (See definitions in Introduction)	McCone	Madison	Meagher	Mineral	Missoula	Mussel-shell	Park	Petro-leum	Phillips	Pondera	Powder River	Powell
		Number	Number	Number	Number	Number	Number	Number	Number	Number	Number	Number	Number
	General farms												
1	Under $250	6	3	2		1	11	1	3		5		1
2	$250-$599	7	10	11	4	12	20	6	15	28	12	18	6
3	$600-$999	22	26	5	5	26	32	16	12	54	10	26	8
4	$1,000-$1,499	19	30	4	8	26	13	15	22	49	15	35	11
5	$1,500-$2,499	18	28	1	5	22	16	32	23	51	15	32	11
6	$2,500-$3,999	8	23			15	6	23	7	9	18	13	8
7	$4,000-$5,999		7			7	3	11		1	5	5	2
8	$6,000-$9,999		3			2	1	4		1			
9	$10,000 and over			1		2			1	1			
	Cash-grain farms												
10	Under $250	36	1	7		4	26		14	41	5	7	
11	$250-$399	30	2	3	1	2	17	1	8	38	11	8	
12	$400-$599	63	4	1	1	1	13	6	12	60	8	7	
13	$600-$999	124	4	5	4	5	38	9	13	117	36	24	2
14	$1,000-$1,499	133	3	5	2	5	37	5	22	134	63	19	1
15	$1,500-$2,499	141	9	2		11	33	27	24	134	125	25	1
16	$2,500-$3,999	96	10	2	1	10	15	24	12	98	156	22	2
17	$4,000-$5,999	22	6	2		8	7	23		28	120	17	
18	$6,000-$9,999	6	3	1		4	1	9		4	50	6	2
19	$10,000-$19,999	2	3					3			11	3	
20	$20 000 and over									1	1	1	
	Crop-specialty farms												
21	Under $250	3				11	2	4	2	2	12	6	1
22	$250-$399	1	2	1		8	1	4	1	2	3	8	3
23	$400-$599	3	9			7	1	3	1	4	4	9	9
24	$600-$999	2	9	3	2	7	1	11	3	6	3	24	4
25	$1,000-$1,499	4	21	1		7	2	10	6	9	5	27	4
26	$1,500-$2,499	4	25	4	1	14		11	9	13	5	31	8
27	$2,500-$3,999		27	2	1	13		9	5	8	2	22	6
28	$4,000-$5,999		14	3		4	1	8	2	9	4	14	4
29	$6,000-$9,999		11	1		5		1	2	7	2	7	6
30	$10 000 and over		2	1		1		1		1			2
	Fruit farms												
31	Under $250					4							
32	$250-$599					11							
33	$600-$999					8							
34	$1,000-$1,499					5							
35	$1,500-$2,499					5							
36	$2,500-$3,999					2							
37	$4,000-$5,999												
38	$6,000-$9,999												
39	$10,000 and over												
	Truck farms												
40	Under $250					1							
41	$250-$599					2		2					
42	$600-$999					1							
43	$1,000-$1,499					1		1					
44	$1,500-$2,499					2		2					
45	$2,500-$4,999					2		1					
46	$4,000-$5,999					1							
47	$6 000-$9,999					1							
48	$10 000-$19,999												
	Dairy farms												
49	Under $250												
50	$250-$599		1			2	4	2		2	3		2
51	$600-$999	1	6	4	1	11	7	4		4	9	2	2
52	$1,000-$1,499	1	11	2		16	7	7		7	4	1	10
53	$1,500-$2,499	3	8	3	2	16	7	14	4	1	6	2	8
54	$2,500-$3,999		6	1	1	11	1	13		3	7	1	3
55	$4,000-$5,999		2	1	1	6	1	10			2		3
56	$6,000-$9,999					8	1	6		1	1		5
57	$10,000 and over			1		6	1			1	3		1
	Animal-specialty farms												
58	Under $250	1											
59	$250-$599	4	1			4	3	1	1	6	2	3	
60	$600-$999	13	1	4	1	7	5		3	12	2	6	1
61	$1,000-$1,499	12	3	4	1	9	6	10	10	18	1	7	1
62	$1,500-$2,499	29	9	3	2	9	7	14	14	22	3	10	3
63	$2,500-$3,999	14	8			8	3	18	13	28	5	5	3
64	$4,000-$5,999	11	6		1	4		10	7	13	5	2	2
65	$6,000-$9,999	4	1			3		8	3	6	5	2	1
66	$10 000 and over	1	1			4		2		9	1	1	
	Stock ranches												
67	Under $250	1				1	2			7	1	16	
68	$250-$599	4	8	7		5	4	2	1	21	3	18	1
69	$600-$999	9	5	7		4	5	4	2	43	10	32	4
70	$1,000-$1,499	5	14	12		5	9	3	7	28	7	47	11
71	$1,500-$2,499	17	31	21		6	22	21	13	50	6	58	12
72	$2,500-$3,999	15	44	16		4	19	27	3	41	16	68	17
73	$4,000-$5,999	8	51	17		1	13	26	5	21	6	41	27
74	$6,000-$9,999	7	32	9		6	9	26	10	19	11	59	14
75	$10 000-$19 999	7	27	12		3	7	26	4	15	12	28	23
76	$20 000 and over		26	21		2	3	12	6	5	4	5	21
	Poultry farms												
77	Under $250												
78	$250-$599		3			1				2			2
79	$600-$999		3			7	2			2			2
80	$1,000-$1,499		5			7				1			1
81	$1,500-$2,499		1			6	1						4
82	$2,500-$3,999		3			6				1			4
83	$4 000 and over					5							3
	Self-sufficing farms												
84	Under $250	8	17	13	14	21	7	9	7	31	8	3	3
85	$250-$399	9	4	3	7	13	5	7	2	5	1	1	2
86	$400-$599	8	6	1	2	8	6	3		10		2	1
87	$600-$999	8	3	1	2	8	3			4	1	3	
88	$1,000-$1,499					1							
	Abnormal farms												
89	Under $250	5	9	11	6	29	15	9	3	19	11	6	9
90	$250-$399	9	12	7	3	35	7	12	3	9	9	6	2
91	$400-$599	12	9		2	35	8	12	3	10	4	6	1
92	$600-$999	7	4	1	3	26	3	8	5	7	6	4	6
93	$1,000-$2,499	3	3	1		6	1	3		3	1		1
94	$2,500-$5,999	2	3		1	5	1	2		2			6
95	$5,000-$19,999	2	1			1	1						2
96	$20 000 and over					1			1				

PRODUCTS SOLD, TRADED, OR USED BY OPERATOR'S FAMILY, 1929—Continued

bottom of p 8]

Prairie	Ravalli	Richland	Roosevelt	Rosebud	Sanders	Sheridan	Silver Bow	Stillwater	Sweet Grass	Teton	Toole	Treasure	Valley	Wheatland	Wibaux	Yellowstone	
Number	Number	Number	Number	Number	Number	Number	Number	Number	Number	Number	Number	Number	Number	Number	Number	Number	
	1	2	6	3	2	2	3	3				1	2				1
8	22	14	6	24	6	11	4	6	6	11	4	6	19	4		25	2
4	43	23	10	30	33	32	2	19	17	16	8	12	18	3	7	47	3
14	55	26	11	31	47	26	1	36	20	21	7	11	26	6	7	47	4
15	61	38	12	44	29	19		47	18	21	5	13	23	6	16	64	5
6	55	27	4	16	26	7		22	5	16	4	4	3	6	4	29	6
2	13	11		5	1		1	12		5		2	5		1	9	7
1	5	3	1	1				2			1						8
								1									9
5	1	15	48	10	2	20		6	8	10	13	4	108	5	3	15	10
10		20	34	5	2	26		10	2	11	9	1	68	9	5	15	11
14	6	31	40	19	5	53		18	9	12	12	6	118	9	12	22	12
44	12	79	120	24	7	149		31	13	48	47	8	195	24	21	41	13
52	5	147	154	32	7	217		53	8	90	50	9	217	21	40	58	14
96	9	208	235	48	12	358		93	14	180	87	16	267	25	87	88	15
68	4	183	187	26	9	260		78	6	143	87	10	148	14	98	79	16
40	3	88	84	15	4	120		32	2	90	46	4	46	2	50	31	17
15	5	40	48	6	1	33		15		66	30	1	17	3	19	22	18
2		4	17	3		6		3		17	9	2	3		2	8	19
			2	1				4		1	2		1			1	20
	7	2	1	10	10		2	1	5	2		1	2				21
	6			5	10		5	2	1			4	6			2	22
2	10	5		8	7	1	2			2		2	5			14	23
	16	12	1	17	10	1	5	3	3	3		9	7			33	24
1	14	14		17	12	1	2	4	3			8	11			67	25
	34	28		28	9		8	12	6	3		13	13			129	26
1	37	30		28	3		2	15	3	1		23	6			194	27
	25	17	1	21				12	3	2		16	5			152	28
1	14	11		13				16	3	2		8				98	29
	11	1	1	3				6		1		6	1			27	30
	3																31
	5															2	32
	16															1	33
	12																34
	15															1	35
	24																36
	15																37
	13																38
	8																39
																	40
							1									2	41
	5			1			2									4	42
	3						1									4	43
	4			1			3									6	44
	2						4									2	45
																2	46
	2			2			1									1	47
	1			1													48
																	49
2	7	1			2	1	4	2	2	2			2	2	1	4	50
4	30	3		6	15	3	6	12	3	4	1		4	3	2	8	51
1	73	5	4	1	28	3	4	5	8	3			3	5	6	10	52
2	126	4	1	5	36	2	9	4	5	7	1		7	2	6	11	53
1	69	1	3		10	3	18	6	3	1	1		1	1	2	12	54
	14	2	2		2	2	13	1		1	1		6		1	12	55
1	11	2	2			1	13	1		1	2		2	1		13	56
	3	2		1			2		1					1		2	57
				6													58
2	2	2	2	9	2	1	1	2	1	1			11		1	5	59
1	7	3	2	11	8	3	1	5	1	1			21	2	4	9	60
3	5	12	2	9	9	8	1	7	7				15	2	1	9	61
8	19	16	8	9	6	20	2	30	12	6			22	5	6	17	62
7	21	21	11	8	7	12	2	22	11	5			18	5	8	8	63
2	16	9	5	3	4	5		19	5	2			8		5	3	64
1	10	13	6			5		10	1	1			3		1	6	65
	2	10	1			3		4							3	9	66
3				4	1				4	2	5		4				67
4	1	1	1	23	10		2	2	8	6	4		14	1	2	7	68
2	3	3	1	25	6	1	1	14	22	5	9	2	16	8	3	7	69
9	5	1		30	12	1		22	16	9	12	4	28	13	3	6	70
10	4	6	4	45	21	3	3	35	58	25	17	5	39	21	9	11	71
14	4	8	6	49	22	1	4	40	54	25	13	11	22	20	5	9	72
8	6	12	3	32	13	1	4	35	30	22	12	3	13	16	5	8	73
8	8	7	3	21	14	2	3	18	28	16	16	9	11	12	2	8	74
3	9	2	1	20	5	1	2	13	38	18	21	7	9	10		5	75
6	2	1	1	13	4	1	2	1	12	10	2	1	11	21		4	76
	2	1															77
	1	1			1		3	2		2			1			2	78
	7	2			1		3	1		3			2			3	79
	6	2			2		1	3								8	80
	6	2			1		1	3		1			1			5	81
	6	1			1			3								2	82
	1				1		1									1	83
2	14	8	13	24	16	6	5	3		2	2	1	25	3	5	14	84
2	20	5	14	9	8	6	1	4		2	1		7	1		16	85
3	9	6	15	13	4	1		7		2	1	1	3	2	1	14	86
2	4	7	4	6	12	1		1				1	4	1		3	87
		1															88
8	21	4	8	6	28	8	17	7	5	8	7	3	17	4	2	19	89
10	15	6	6	7	21	5	2	8	4	3	5	1	17	7	5	18	90
2	19	10	7	10	30	7	5	6	3	5	5	1	13	5	3	27	91
2	39	6	9	5	15	11	1	4	3	3	6		6	2	1	8	92
	1	2	1	6	2			2	1				5	2	1	3	93
1	1			3			2	1	1				3	1	1	1	94
	3	1	1		3								2	1		5	95
	1								2							4	96

COUNTY TABLE VII.—TYPE OF FARM, BY

[See NOTE,

	TYPE, BY TENURE OF OPERATOR (See definitions in Introduction)	THE STATE	Beaverhead	Big Horn	Blaine	Broadwater	Carbon	Carter	Cascade	Chouteau	Custer	Daniels
	General farms	*Number*	*Number*	*Number*	*Number*	*Number*	*Number*	*Number*	*Number*	*Number*	*Number*	*Number*
1	Full owners	2,813	37	76	65	25	125	50	88	33	43	10
2	Part owners	1,450	1	45	34	10	33	30	30	31	30	8
3	Managers	30	2				2		1			
	Tenants—											
4	Cash	442	7	22	8	3	16	13	19	3	8	
5	Other	886	6	29	28	15	36	9	11	14	10	5
	Cash-grain farms											
6	Full owners	6,095	1	100	221	27	103	45	157	264	46	325
7	Part owners	8,106		61	226	29	64	40	194	574	72	297
8	Managers	81		2	1		2		9	1		5
	Tenants—											
9	Cash	435	1	26	14	3	9	6	25	10	9	12
10	Other	4,657	2	74	121	22	78	30	133	336	52	159
	Crop-specialty farms											
11	Full owners	2,101	58	110	76	18	178	17	35	8	54	
12	Part owners	609	12	52	13	5	23	3	10	1	25	
13	Managers	69	18	3	3		2		2	1	2	
	Tenants—											
14	Cash	334	18	20	4	5	22	1	11		10	
15	Other	986	9	99	31	8	98	4	14		7	
	Fruit farms											
16	Full owners	143					7					
17	Part owners	21										
18	Managers	6										
	Tenants—											
19	Cash	12					1					
20	Other	11					1					
	Truck farms											
21	Full owners	88					11		4		6	
22	Part owners	11					1		3			
23	Managers	2										
	Tenants—											
24	Cash	28					1		4		1	
25	Other	15					4		1			
	Dairy farms											
26	Full owners	1,118	10	6	10	4	38	2	46	5	20	
27	Part owners	435	1	5	1	3	2	1	27	1	5	
28	Managers	16	1						1			
	Tenants—											
29	Cash	325	2	6	2	3	2		18	1	4	
30	Other	277		5	9	2	4		18	2	2	
	Animal-specialty farms											
31	Full owners	1,103	10	25	24	20	41	50	92	9	11	6
32	Part owners	758		5	16	10	19	43	38	4	4	3
33	Managers	21					2		3		1	
	Tenants—											
34	Cash	171	2	8	2	4	9	10	19	2		
35	Other	337		10	4	4	5	12	23	5	1	2
	Stock ranches											
36	Full owners	2,466	167	30	97	29	62	115	42	53	42	4
37	Part owners	3,310	116	80	96	23	21	214	65	96	132	19
38	Managers	181	8	9	14	2	5		10	10	8	
	Tenants—											
39	Cash	551	22	15	12	4	9	21	19	9	19	1
40	Other	411	9	12	12	5	8	12	12	11	7	
	Poultry farms											
41	Full owners	260			1	1	5	4	28			
42	Part owners	50			3	1			5			
43	Managers	1							1			
	Tenants—											
44	Cash	32			1	1	1		5			
45	Other	16				1	1		1			
	Self-sufficing farms											
46	Full owners	984		53	46	3	15	25	23	14	7	
47	Part owners	111		5	2			8	2	1	1	
	Tenants—											
48	Cash	141		1	5		1	4	8	1	2	
49	Other	165		9	8		3	3	6	1	1	
	Abnormal and unclassified farms											
50	Full owners	2,840	50	33	36	16	47	50	92	38	40	24
51	Part owners	391	6	12	7	2	5	7	12	5	8	14
52	Managers	107	1	3	3	1	1		2		1	
	Tenants—											
53	Cash	607	4	14	10	9	17	9	30	2	12	3
54	Other	789		21	22	10	30	10	5	41	12	9

TENURE OF FARM OPERATOR, 1930

bottom of p 8]

Dawson	Deer Lodge	Fallon	Fergus	Flathead	Gallatin	Garfield	Glacier	Golden Valley	Granite	Hill	Jefferson	Judith Basin	Lake	Lewis and Clark	Liberty	Lincoln	
Number	*Number*	*Number*	*Number*	*Number*	*Number*	*Number*	*Number*	*Number*	*Number*	*Number*	*Number*	*Number*	*Number*	*Number*	*Number*	*Number*	
38	8	13	89	202	123	49	10	13	22	49	30	19	100	40	2	63	1
63	1	19	73	49	35	33	5	19	8	30	11	14	76	15	4	14	2
			1	1	3								4	1		1	3
9	3	4	14	18	23	3	1	5	6	8	6	2	28	10		8	4
24		10	62	22	63	9	2	10	5	16	2	19	19	8	1	5	5
172		94	282	97	142	127	37	23	10	218	12	95	51	30	55	2	6
311		200	457	54	82	109	57	60	3	592	14	199	74	17	200	1	7
			8	1	6				1	8		4		1			8
11		9	18	18	2	8	2	2		5	1	8	17	4		1	9
167		135	374	73	201	20	30	63	2	227	11	164	56	23	57	1	10
6	15		24	69	77	28	91		26	3	28	6	53	37		32	11
1	3		5	9	14	11	10		2	9	6	2	11	13		10	12
	2			2	1						1			3		3	13
2	2		3	10	14	6	3	1	9	2	9		13	13		3	14
1	4		16	15	71	5	9	3	5		7	6	10	13		6	15
				15									18				16
													1				17
																	18
													1				19
				1													20
				7	14												21
					2												22
				1													23
				1	2						3						24
					6												25
6	6		23	75	62		2	1	9	6	45	7	102	30		27	26
8	1	4	17	17	13	1	2		4	10	6	4	71	7		5	27
1	1				3					2			1	1			28
3	9		14	14	11	2	2	2	6	4	8	1	39	16		4	29
2	2	4	16	7	26	1		4	3		2	6	22	2		3	30
14		7	68	37	57	32		5	4	6	7	7	37	17	2	13	31
23		15	41	14	13	12		2		16	1	4	36	4	3	7	32
					3								2				33
6		1	10	7	7			3		3			9	1		1	34
12		9	35	4	28	4		1		5		6	8	2		3	35
15	21	15	74	1	11	186	44	90	35	28	45	45	15	58	15	9	36
35	7	58	99	5	15	212	33	100	28	32	28	75	32	85	39	2	37
3		2	4		6	1	4		5	3	1	5	3	8	1		38
10	2	5	17	2	3	30	18	6	4	10	9	12	5	9			39
5	3	6	34	3	5	18	4	11	8	2	3	18	3	5			40
	8	2	4	18	14					2	13	4	14	11		3	41
	2	1		2	3						1		7			3	42
																	43
	8	1		1						2	1	1	2	1			44
			1	1	2						1		1				45
5		1	30	58	30	30	14	5	8	42	4	4	42	19		86	46
1		2	4	10	3	5	1	1		2	1	1	7	2		1	47
2		2	8	13	5	2			1	2			9	3		6	48
4			10	9	4	2	2	1	1	2		5	2	1		2	49
23	32	9	67	283	71	94	45	9	16	45	37	13	119	59	11	157	50
3		8	17	12	6	10	10	5	3	4	4	3	16	10	6	10	51
2	5		3	2	5				1	1	4	1	10	10		3	52
9	1	11	15	58	38	15	8	3	9	9	13	2	35	14	2	26	53
20	1	6	39	29	21	13	4	9	3	19	13	14	17	9	4	3	54

COUNTY TABLE VII.—TYPE OF FARM, BY

[See NOTE,

	TYPE, BY TENURE OF OPERATOR (See definitions in Introduction)	McCone	Madison	Meagher	Mineral	Missoula	Musselshell	Park	Petroleum	Phillips	Pondera	Powder River	Powell
		Number	*Number*	*Number*	*Number*	*Number*	*Number*	*Number*	*Number*	*Number*	*Number*	*Number*	*Number*
	General farms												
1	Full owners	34	88	16	13	77	28	52	22	90	29	66	32
2	Part owners	30	15	3	4	12	37	13	44	62	23	48	8
3	Managers	1				2				1	2		
	Tenants—												
4	Cash	2	12	2	5	14	7	12	3	14	5	9	6
5	Other	13	15	3		8	30	31	14	27	21	6	1
	Cash-grain farms												
6	Full owners	280	23	13	7	14	39	37	20	302	167	68	1
7	Part owners	278	7	9	1	13	83	18	59	266	261	50	2
8	Managers										4		
	Tenants—												
9	Cash	13	1	2		6	4		3	7	5	6	2
10	Other	82	14	4	1	12	61	52	23	80	149	15	3
	Crop-specialty farms												
11	Full owners	11	70	12	3	37	5	36	16	26	17	81	32
12	Part owners	4	6	1		10	3	10	8	15	7	47	6
13	Managers		1	1		7		4				2	1
	Tenants—												
14	Cash		23	1	1	11		4	2		4	9	5
15	Other	2	20	1		12		8	5	20	12	9	3
	Fruit farms												
16	Full owners					33							
17	Part owners												
18	Managers												
	Tenants—												
19	Cash					2							
20	Other												
	Truck farms												
21	Full owners					7		6					
22	Part owners					2							
23	Managers					1							
	Tenants—												
24	Cash					1							
25	Other												
	Dairy farms												
26	Full owners	5	18	3	2	36	10	29	3	11	10	6	14
27	Part owners		7	2	2	19	3	10	1	4	13		10
28	Managers						1				1		
	Tenants—												
29	Cash		6	1		20	6	6		1	2		7
30	Other		3	6	1	4	9	11		3	9		3
	Animal-specialty farms												
31	Full owners	39	24	7	1	30	9	40	7	49	8	21	8
32	Part owners	40	3	3	2	13	8	15	35	51	12	11	1
33	Managers		1			1				1			
	Tenants—												
34	Cash	3	2	1	2	1	2	2	2	1		3	
35	Other	7				3	5	6	7	12	6	1	2
	Stock ranches												
36	Full owners	16	131	62		20	24	53	4	109	22	124	51
37	Part owners	49	85	47		7	49	59	30	122	31	225	63
38	Managers	1	7	4		3	2	7	2	1	5		
	Tenants—												
39	Cash	4	24	7		4	6	14	5	8	10	14	15
40	Other	3	11	2		3	12	14	10	9	8	9	1
	Poultry farms												
41	Full owners		12			26	2			5			13
42	Part owners		3			2	1			1			2
43	Managers												
	Tenants—												
44	Cash					4							
45	Other												1
	Self-sufficing farms												
46	Full owners	18	23	14	21	43	7	12	3	38	6	8	5
47	Part owners	2	1	2	1	2	4		3	5	1	1	1
	Tenants—												
48	Cash	3	4	1	1	4	3	4	1	2	2		
49	Other	6	2	1	2	2	7	3	2	5	1		
	Abnormal and unclassified farms												
50	Full owners	58	61	33	21	110	28	57	14	94	37	45	21
51	Part owners	9	6	8		8	13	3	6	12	11	3	2
52	Managers		5		1	6		3		8			5
	Tenants—												
53	Cash	9	6	1	4	26	8	18	2	5	5	3	13
54	Other	18	8	3		10	9	7	7	13	13	6	3

TENURE OF FARM OPERATOR, 1930—Continued

bottom of p 8]

Prairie	Ravalli	Richland	Roosevelt	Rosebud	Sanders	Sheridan	Silver Bow	Stillwater	Sweet Grass	Teton	Toole	Treasure	Valley	Wheatland	Wibaux	Yellowstone	
Number	*Number*	*Number*	*Number*	*Number*	*Number*	*Number*	*Number*	*Number*	*Number*	*Number*	*Number*	*Number*	*Number*	*Number*	*Number*	*Number*	
24	162	62	21	82	83	55	9	53	30	45	18	23	54	6	13	104	1
19	36	45	21	42	36	20		41	14	26	9	12	32	12	13	53	2
	3			1	1		1	1								1	3
2	24	8	1	6	9	3	1	19	6	3	1	3	3	1	1	13	4
5	30	29	7	23	15	19		34	16	16	1	11	7	6	8	50	5
112	16	273	338	66	25	463		68	17	232	94	18	434	15	69	97	6
149	10	334	417	66	11	460		168	27	311	205	24	536	49	153	162	7
1	1	3	5	2	1	5		3			1		3		1	2	8
8	5	11	31	8	2	46		5	2	2	3	5	23	4	4	6	9
76	13	194	183	42	10	268		99	16	182	89	14	152	44	104	114	10
3	89	53	2	79	42	2	14	32	13	9		38	37			295	11
	24	22		23	11		1	13	2	3		23	8			118	12
	1			6					2	1						1	13
	17	6	1	5	3		5	2	4			4	3			44	14
2	43	39	1	38	5	1	1	24	6	3		24	8			258	15
	67															3	16
	20																17
	6																18
	7															1	19
	9																20
	11			2			3									17	21
	2															1	22
																	23
	4						9									2	24
				2												1	25
6	189	16	6	10	46	7	55	15	9	8	2		9	4	6	41	26
2	49	1	4	1	35	1	3	4	4	4	2		9	7	5	17	27
	2						1										28
2	57	1	1	1	6	2	10	4	4	2	1		2	2	3	5	29
1	36	2	1	1	6	5		8	5	5	1		1	2	3	9	30
8	50	36	15	38	21	30	6	37	14	5			46	7	9	29	31
11	13	28	20	7	13	20		39	10	5			39	3	12	12	32
		2		2				1								2	33
2	14	2		1	2	3	1	9	5				3	1	3	3	34
3	5	24	2	7	1	4		13	9	6			10	3	5	13	35
6	19	9	5	110	30	1	13	76	114	39	26	12	77	12	3	20	36
46	15	23	13	98	66	8	7	71	95	71	61	25	77	74	18	22	37
1	2			7		1	1	4	4	4	4					4	38
9	5	5	1	26	8			13	35	15	13	2	2	20	6	7	39
4	1	3		11	4	1		16	23	11	7	3	11	11	2	6	40
	26	6			2		5	6		5			4			14	41
		2			4			2		1						4	42
																	43
	4						1	1								2	44
	1	1			1			2								1	45
4	33	12	26	41	35	15	4	10		3	3	2	28	2	2	21	46
1		2	5	2	5			1					3	3		4	47
1	4	5	3	4	6	1	2	3			1		1	2	2	4	48
	4	10	3	7	2	1		1		3		1	7		1	15	49
27	93	35	84	36	77	25	42	38	28	37	26	12	97	15	7	84	50
5	10	7	14	11	11	3	2	5	3	2	4	1	16	7	3	7	51
		1		1	3	1	3	5	2	2			2	1		5	52
10	38	4	7	7	9	7	7	6	4	3	3	3	8	4	3	19	53
9	18	24	33	18	17	14	2	20	12	19	20	6	41	7	9	32	54

COUNTY TABLE VIII.—SPECIFIED FARM EXPENDI

[See NOTE,

	ITEM AND TYPE (See definitions in Introduction)	THE STATE		BEAVERHEAD		BIG HORN		BLAINE		BROADWATER		CARBON	
		Farms reporting	Expenditures	Farms reporting	Expenditures	Farms reporting	Expenditures	Farms reporting	Expenditures	Farms reporting	Expenditures	Farms reporting	Expenditures
	Feed	*Number*	*Dollars*	*Number*	*Dollars*	*Number*	*Dollars*	*Number*	*Dollars*	*Number*	*Dollars*	*Number*	*Dollars*
1	All types	20,692	6,871,984	308	249 733	376	199,304	433	135 709	166	82,930	516	151 701
2	General	3,014	431,058	31	4,947	70	7,405	55	8,399	29	6,021	93	14,332
3	Cash-grain	5,970	732,889	1	300	65	8,837	130	13,247	44	7,879	97	15,566
4	Crop-specialty	1,604	285,624	43	6,680	87	11,243	39	8,632	13	1,205	135	26,678
5	Fruit	115	18,299									2	150
6	Truck	87	15,507									11	1,093
7	Dairy	1,549	867,994	9	5,601	16	9,219	16	2,594	10	1,401	24	7,809
8	Animal-specialty	1,395	443,862	8	935	19	3,648	17	2,992	21	7,236	42	21,416
9	Stock-ranch	4,201	3,468,499	198	221,579	80	145,644	126	94,456	37	56,051	69	58,260
10	Poultry	300	158,571					4	535	4	2,237	6	1,093
11	Self-sufficing	638	54,861			15	627	10	1,875			10	845
12	Abnormal and unclassified	1,819	394,820	18	9,691	24	5,681	27	2,969	7	900	27	4,459
	Fertilizer												
13	All types	303	29,947			9	659	2	160			15	1,986
14	General	45	1,730									1	18
15	Cash-grain	36	2,421					1	160				
16	Crop-specialty	71	11,393			9	659					11	1,719
17	Fruit	18	2,151										
18	Truck	17	1,969									1	115
19	Dairy	18	821										
20	Animal-specialty	27	2,590									1	14
21	Stock ranch	10	930					1	10			1	120
22	Poultry	6	254										
23	Self-sufficing	8	153										
24	Abnormal and unclassified	47	5,535										
	Labor												
25	All types	27,421	16,371,283	439	1,030 302	515	496 347	752	480 576	219	189,164	707	420 451
26	General	2,956	703,229	45	32,212	74	11 601	64	24,921	36	16,140	116	36 606
27	Cash-grain	12,356	4,318,026	4	3,300	119	125,163	395	119,195	57	25,110	157	55 447
28	Crop-specialty	2,607	1,794,310	99	130,391	165	100,135	84	84,136	25	18,059	246	195,693
29	Fruit	130	90,919									6	2,174
30	Truck	101	106,595									13	7,066
31	Dairy	1,323	669,955	11	10,750	9	3,471	9	2,065	8	960	23	5,756
32	Animal-specialty	1,640	727,610	11	22,429	20	5,132	23	7,475	35	26,971	56	33,665
33	Stock-ranch	4,887	7,379,003	258	820,748	110	244,158	158	230,502	50	100,381	72	77,779
34	Poultry	143	22,917					2	42	2	155	2	700
35	Self-sufficing	212	10,688			7	138	8	350			3	144
36	Abnormal and unclassified	1,066	548,031	11	10,472	11	6,549	9	11,890	6	1,178	13	4,421

	ITEM AND TYPE (See definitions in Introduction)	FERGUS		FLATHEAD		GALLATIN		GARFIELD		GLACIER		GOLDEN VALLEY	
		Farms reporting	Expenditures	Farms reporting	Expenditures	Farms reporting	Expenditures	Farms reporting	Expenditures	Farms reporting	Expenditures	Farms reporting	Expenditures
	Feed	*Number*	*Dollars*	*Number*	*Dollars*	*Number*	*Dollars*	*Number*	*Dollars*	*Number*	*Dollars*	*Number*	*Dollars*
1	All types	979	198,163	677	116,674	684	234,925	488	188,531	103	54,151	208	52,089
2	General	132	14,821	178	21,732	146	32,208	44	4,932	8	840	28	3,965
3	Cash-grain	457	61,642	85	7 650	192	35,680	52	8,547	27	3,345	55	8,324
4	Crop-specialty	19	2,835	41	3,819	70	8,993	15	758	8	732	1	150
5	Fruit			12	1,054								
6	Truck			7	1,437	12	2,427						
7	Dairy	53	18,379	84	29 216	80	29,338	2	825	5	2,880	3	605
8	Animal-specialty	93	19,718	41	16,511	75	30,650	25	4,817			8	607
9	Stock-ranch	138	69,201	8	5,854	26	62,670	289	163,981	40	42,796	93	36,386
10	Poultry	3	220	14	3,290	17	10,850						
11	Self-sufficing	25	1,724	44	3,744	21	2,635	18	760	1	48	5	300
12	Abnormal and unclassified	59	9,623	163	22,567	45	19,474	43	3,911	14	3,520	15	1,752
	Fertilizer												
13	All types	13	371	14	780	4	1,050					1	20
14	General	4	113	6	302	1	40					1	20
15	Cash-grain	5	131	1	70								
16	Crop-specialty	1	12	1	10								
17	Fruit												
18	Truck			4	360	2	760						
19	Dairy												
20	Animal-specialty			2	38								
21	Stock ranch	1	55										
22	Poultry												
23	Self-sufficing												
24	Abnormal and unclassified	2	60			1	250						
	Labor												
25	All types	1,347	482,943	624	147,729	940	568 956	474	178 351	201	156 563	195	66 219
26	General	141	24,202	162	21,511	194	73,420	30	5,942	10	1,504	22	2,469
27	Cash-grain	804	225,410	184	42,472	356	211,398	132	30 987	96	40,725	74	14,928
28	Crop specialty	31	13,587	47	14,069	129	64,249	22	6,493	12	4,700	1	100
29	Fruit			8	2,365								
30	Truck			8	10,013	22	36,092						
31	Dairy	42	13,995	62	19,087	81	37,456	1	90	5	1,365	4	550
32	Animal-specialty	108	32,499	38	10,874	88	63,124	18	3,832			5	495
33	Stock-ranch	172	163,671	9	6,626	35	72,237	244	125,839	61	94,139	81	46,562
34	Poultry	2	170	8	1,705	6	612						
35	Self-sufficing	8	420	19	1,403	7	491	2	110	1	5		
36	Abnormal and unclassified	39	8,989	79	17,684	22	29,777	25	5,058	16	14,125	8	1,115

TURES, 1929, BY TYPE OF FARM

bottom of p 8]

CARTER		CASCADE		CHOUTEAU		CUSTER		DANIELS		DAWSON		DEER LODGE		FALLON		
Farms reporting	Expenditures	Farms reporting	Expenditures	Farms reporting	Expenditures	Farms reporting	Expenditures	Farms reporting	Expenditures	Farms reporting	Expenditures	Farms reporting	Expenditures	Farms reporting	Expenditures	
Number	*Dollars*	*Number*	*Dollars*	*Number*	*Dollars*	*Number*	*Dollars*	*Number*	*Dollars*	*Number*	*Dollars*	*Number*	*Dollars*	*Number*	*Dollars*	
298	52,609	785	296,291	432	70,509	305	146,372	299	46,865	364	75,612	124	167,755	195	30,446	1
34	3,080	94	14,874	32	4,209	44	4,500	14	1,412	65	10,158	11	3,953	15	1,179	2
16	1,246	211	31,837	288	26,927	40	4,477	247	32,411	183	16,626			103	9,660	3
2	300	38	4,838	2	70	37	6,950			8	713	17	1,996			4
																5
		10	880			5	180									6
1	22	80	103,263	6	1,425	23	16,846			16	14,234	19	38,716	3	267	7
40	5,022	101	21,444	7	3,415	9	6,638	8	2,140	29	4,663			18	7,367	8
172	40,997	102	90,148	82	82,922	126	102,749	16	9,426	41	25,929	30	47,566	45	10,756	9
2	200	37	10,925									13	12,219	2	125	10
11	572	21	2,261	6	446	2	220			3	67			2	105	11
18	1,170	91	15,821	7	1,035	19	3,812	14	1,476	19	8,222	34	63,805	7	987	12
2	500	8	450			4	735	3	68	2	105	2	40			13
1	300															14
						2	230	3	68							15
																16
																17
		4	210			1	30									18
																19
1	200	1	40			1	475									20
																21
		2	162									1	5			22
																23
		1	88							2	105	1	35			24
382	160,888	848	641,039	1,027	538,810	389	307,915	592	201,954	602	205,985	93	126,328	391	137,906	25
31	4,030	87	19,564	44	11,116	35	5,559	13	3,858	82	17,689	10	2,975	22	2,136	26
42	8,640	340	169,304	818	333,028	102	26,403	526	171,086	401	110,924			274	85,997	27
5	970	37	11,542	4	370	62	18,877			5	1,415	20	11,447			28
																29
		8	5,232			2	170									30
1	140	64	100,348	6	2,890	18	20,874			12	13,170	16	19,481	4	680	31
57	8,731	130	55,725	12	4,154	10	5,125	5	360	37	8,248			20	6,140	32
230	186,847	113	267,443	130	183,779	142	209,681	21	17,492	51	46,924	27	69,448	64	39,278	33
1	30	19	2,654									7	1,363	1	28	34
4	160	10	554	3	96	2	85			3	219			2	110	35
11	1,340	40	8,673	10	3,177	16	20,441	37	9,158	11	6,696	13	21,614	4	2,837	36

GRANITE		HILL		JEFFERSON		JUDITH BASIN		LAKE		LEWIS AND CLARK		LIBERTY		LINCOLN		M'CONE		
Farms reporting	Expenditures	Farms reporting	Expenditures	Farms reporting	Expenditures	Farms reporting	Expenditures	Farms reporting	Expenditures	Farms reporting	Expenditures	Farms reporting	Expenditures	Farms reporting	Expenditures	Farms reporting	Expenditures	
Number	*Dollars*	*Number*	*Dollars*	*Number*	*Dollars*	*Number*	*Dollars*	*Number*	*Dollars*	*Number*	*Dollars*	*Number*	*Dollars*	*Number*	*Dollars*	*Number*	*Dollars*	
148	54,801	365	65,379	249	195,487	383	126,513	665	132,950	340	203,597	106	11,413	366	66,970	391	77,068	1
27	8,356	46	7,154	37	4 319	31	4,344	133	18,583	41	7,165	5	229	75	14,479	41	5,017	2
9	1,381	215	17,301	19	2,606	210	32,453	84	9,880	27	3,332	72	5,600	2	125	197	18,791	3
17	2,747	4	340	26	4,518	3	133	34	3,280	38	8,600			27	2,450	4	227	4
								12	1,815									5
				1	10													6
14	5,940	15	9,782	53	70,618	14	7,127	158	31,871	43	45,458			35	14,596	2	180	7
2	275	13	4,238	5	1,010	10	1,015	64	16,534	11	1,077	1	150	19	3,564	52	12,086	8
55	34,018	36	22,042	66	80,332	96	79,312	40	27,446	111	122,005	21	4,514	9	3,724	61	37,773	9
		4	1,515	13	4,331	4	430	19	7,835	8	2,490			6	3,180			10
8	606	9	303	4	440	2	240	29	3,068	13	755			64	7,434	15	1,067	11
16	1,476	28	2,704	35	7,303	13	1,459	92	11,858	48	12,715	7	920	129	17,418	19	1,925	12
1	17	6	108					7	1,119	4	665	1	6	30	321			13
								3	165					7	142			14
		3	108							1	75	1	6					15
1	17							1	4	1	80							16
								2	20									17
																		18
														1	20			19
														1	25			20
														1	5			21
																		22
														2	12			23
								1	930	2	510			8	117			24
169	147,727	336	317,369	201	111,268	458	285,813	673	204,761	360	530,794	305	168,968	173	43,092	508	141,415	25
29	7,856	59	12,985	22	7,213	28	3,336	137	24,062	41	13,263	3	845	42	6,246	41	5,469	26
13	2,501	649	219,311	19	3,009	295	108,502	137	60,180	49	14,482	249	96,871	5	1,750	329	79 068	27
26	12,935	4	495	28	9,426	7	1,704	43	9,918	49	36,421			15	3,605	4	1,064	28
								13	4,035									29
				2	1,500													30
18	10,918	16	10,856	41	25,855	14	7,481	159	32,807	39	33,807			17	8,831	2	105	31
3	830	18	4,293	7	2,165	8	2,640	69	23,156	16	13,886	3	747	19	5,895	52	13,056	32
68	106,456	52	64,293	65	57,369	120	160,615	42	31,375	131	354,798	44	69,500	8	8,440	47	39,364	33
				4	355	3	258	10	1,140					2	310			34
1	70	8	385	2	60	2	62	15	878	3	220			16	410	6	322	35
11	6,161	30	4,748	11	4,283	11	1,215	47	37,210	32	63,897	6	1,005	49	7,605	21	2,967	36

COUNTY TABLE VIII.—SPECIFIED FARM EXPENDI

[See NOTE.

	ITEM AND TYPE (See definitions in Introduction)	MADISON		MEAGHER		MINERAL		MISSOULA		MUSSELSHELL		PARK	
		Farms reporting	Expenditures	Farms reporting	Expenditures	Farms reporting	Expenditures	Farms reporting	Expenditures	Farms reporting	Expenditures	Farms reporting	Expenditures
	Feed.	*Number*	*Dollars*	*Number*	*Dollars*	*Number*	*Dollars*	*Number*	*Dollars*	*Number*	*Dollars*	*Number*	*Dollars*
1	All types	384	268,803	129	156,270	50	12,184	448	171,941	390	74,664	371	167,847
2	General	68	9,285	13	2,768	13	2,274	78	14,156	70	9,635	67	10,086
3	Cash-grain	16	3,152	4	425	2	479	22	2,955	74	8,010	50	10,600
4	Crop-specialty	36	6,617	2	150	1	100	34	6,490	5	710	21	5,194
5	Fruit							23	3,085				
6	Truck							7	1,930			3	110
7	Dairy	19	5,305	4	4,487	4	2,600	65	59,263	20	10,059	35	12,819
8	Animal specialty	18	5,053	5	505	3	2,075	33	12,121	12	2,390	43	17,651
9	Stock-ranch	162	221,996	81	146,538			23	11,175	63	38,795	101	103,192
10	Poultry	14	7,422					28	35,984	3	750		
11	Self-sufficing	14	959	9	267	13	2,110	30	3,549	13	1,070	10	693
12	Abnormal and unclassified	37	9,014	11	1,130	14	2,526	105	21,233	30	3,236	41	7,502
	Fertilizer												
13	All types	2	190			1	265	24	2,404	2	87	3	852
14	General							4	163	1	66		
15	Cash grain							1	180				
16	Crop-specialty							1	60				
17	Fruit							4	188				
18	Truck							2	102			1	12
19	Dairy							2	22				
20	Animal-specialty	1	50									1	475
21	Stock-ranch	1	140										
22	Poultry							2	62				
23	Self-sufficing							1	5				
24	Abnormal and unclassified					1	265	7	1,622	1	21	1	365
	Labor												
25	All types	463	571,478	149	345,009	32	15,033	377	227,478	227	74,353	397	349,850
26	General	72	22,340	10	12,481	8	925	70	23,394	40	8,118	57	18,566
27	Cash grain	32	23,389	17	5,742	9	790	36	19,958	82	14,270	75	30,975
28	Crop-specialty	85	73,687	9	11,326	1	405	38	22,483	3	200	35	19,809
29	Fruit							19	2,752				
30	Truck							6	5,736			4	1,212
31	Dairy	17	3,335	6	13,626	3	690	49	39,591	13	4,423	42	14,530
32	Animal specialty	24	11,060	1	50	3	2,275	40	27,137	10	970	42	14,764
33	Stock ranch	212	425,924	93	299,445			25	38,358	64	44,344	124	240,276
34	Poultry	6	895					21	4,316	1	85		
35	Self-sufficing	4	267	3	96	3	118	8	565	2	125	2	60
36	Abnormal and unclassified	11	10,581	10	2,243	5	9,830	65	42,188	12	1,818	16	9,658

	ITEM AND TYPE (See definitions in Introduction)	ROOSEVELT		ROSEBUD		SANDERS		SHERIDAN		SILVER BOW		STILLWATER	
		Farms reporting	Expenditures	Farms reporting	Expenditures	Farms reporting	Expenditures	Farms reporting	Expenditures	Farms reporting	Expenditures	Farms reporting	Expenditures
	Feed	*Number*	*Dollars*	*Number*	*Dollars*	*Number*	*Dollars*	*Number*	*Dollars*	*Number*	*Dollars*	*Number*	*Dollars*
1	All types	396	62,268	370	268,263	394	125,065	459	67,593	127	194,569	526	147,652
2	General	21	2,381	60	10,130	84	11,307	43	4,092	8	1,090	93	12,403
3	Cash grain	268	32,644	42	4,106	14	1,186	348	44,347			143	26,970
4	Crop-specialty			41	10,336	17	919	1	8	9	1,600	47	11,186
5	Fruit												
6	Truck			1	400					4	620		
7	Dairy	10	7,939	9	2,260	77	16,647	10	2,983	60	95,683	18	2,394
8	Animal-specialty	18	3,501	24	9,707	22	3,720	25	5,916	3	1,438	67	32,874
9	Stock-ranch	17	6,422	156	224,998	81	80,052	9	8,770	16	17,267	116	46,096
10	Poultry					6	2,385			8	3,310	7	1,824
11	Self-sufficing	22	1,573	13	976	35	2,974	4	440	4	760	9	370
12	Abnormal and unclassified	42	7,806	24	5,350	58	5,875	12	1,037	15	2,801	28	13,515
	Fertilizer												
13	All types	4	665	3	250	31	812			1	300	2	172
14	General					7	114						
15	Cash-grain					1	30						
16	Crop-specialty			1	60							1	137
17	Fruit												
18	Truck									1	300		
19	Dairy					9	192						
20	Animal-specialty					4	113					1	35
21	Stock-ranch					3	200						
22	Poultry												
23	Self-sufficing					3	71						
24	Abnormal and unclassified	4	665	2	190	4	92						
	Labor												
25	All types	704	268,271	452	379,849	331	107,619	983	351,270	88	71,761	629	317,947
26	General	20	3,239	57	10,324	80	12,133	40	5,074	2	140	83	19,273
27	Cash-grain	586	222,516	108	46,010	34	7,198	800	262,542			247	87,657
28	Crop-specialty	2	10,750	85	53,097	26	3,154	1	50	10	2,345	66	67,859
29	Fruit												
30	Truck			4	10,346					7	7,150		
31	Dairy	10	6,063	2	1,440	48	5,887	12	2,840	37	31,953	11	1,269
32	Animal-specialty	27	9,481	20	4,205	26	10,111	41	17,795	3	635	70	38,025
33	Stock-ranch	15	5,408	153	233,428	76	60,849	8	9,725	17	26,948	127	96,162
34	Poultry					4	1,355			3	950	4	252
35	Self-sufficing	6	439	5	109	13	631	2	38	1	35		
36	Abnormal and unclassified	38	10,375	18	14,890	24	6,301	19	53,206	8	1,635	14	7,450

TURES, 1929, BY TYPE OF FARM—Continued

bottom of p 8]

PETROLEUM		PHILLIPS		PONDERA		POWDER RIVER		POWELL		PRAIRIE		RAVALLI		RICHLAND		
Farms reporting	Expenditures	Farms reporting	Expenditures	Farms reporting	Expenditures	Farms reporting	Expenditures	Farms reporting	Expenditures	Farms reporting	Expenditures	Farms reporting	Expenditures	Farms reporting	Expenditures	
Number	*Dollars*	*Number*	*Dollars*	*Number*	*Dollars*	*Number*	*Dollars*	*Number*	*Dollars*	*Number*	*Dollars*	*Number*	*Dollars*	*Number*	*Dollars*	
187	51,258	601	143,677	361	76,896	280	44,148	326	163,814	179	56,218	739	189,935	394	96,011	1
46	6,119	103	10,230	36	4,046	37	3,248	33	9,884	18	1,452	154	23,432	48	6,826	2
37	7,556	214	24,356	217	22,408	23	2,113	8	395	71	9,175	21	2,288	175	16,214	3
11	1,345	23	3,841	11	2,183	32	2,768	23	6,062	2	1,000	71	11,096	37	7,387	4
												64	12,085			5
												11	1,298			6
3	771	16	4,093	20	9,088	3	200	21	11,277	7	2,163	220	55,693	13	6,784	7
31	7,454	54	16,689	16	5,151	8	787	7	1,141	10	1,199	55	20,357	44	37,544	8
40	25,483	136	78,122	43	34,490	158	34,154	97	110,959	45	39,254	29	32,971	24	18,829	9
		5	943					15	14,040			28	20,506	4	925	10
4	395	13	720	2	120	5	307	4	390	4	220	19	1,564	7	814	11
15	2,135	37	3,683	16	2,840	14	576	23	8,866	13	1,755	60	7,935	12	688	12
		1	195					9	165	3	466	41	10,480	31	1,859	13
												4	122	1	48	14
		1	125							3	466	2	45	1	90	15
								1	150			3	7,178	18	580	16
												12	1,948			17
																18
												4	452	1	120	19
												2	84	10	1,021	20
												2	400			21
																22
												2	65			23
								1	15			5	180			24
193	99,210	676	357,383	691	356,497	500	214,889	932	382,663	277	121,118	748	485,719	323	383,466	25
35	8,520	53	9,447	47	12,689	58	7,572	27	7,626	23	2,800	149	36,565	76	22,178	26
61	11,202	348	98,300	442	203,268	79	19,008	6	1,430	180	52,170	28	9,100	528	169,844	27
18	5,482	37	18,850	20	9,897	92	18,114	37	18,257	2	1,380	120	160,851	84	67,887	28
												83	79,643			29
												10	10,733			30
3	797	9	8,076	22	12,972	4	455	24	15,242	6	2,400	211	60,023	11	6,702	31
31	9,423	72	38,515	21	9,362	21	3,046	9	5,430	12	3,270	63	31,145	68	69,552	32
35	62,275	137	178,600	56	107,039	238	166,094	112	330,729	45	57,387	35	90,255	35	24,423	33
								8	2,075			10	1,465	4	687	34
		3	80	1	56	2	18	1	75	1	50	8	477	5	286	35
9	1,511	18	5,515	12	1,214	6	575	8	800	3	1,652	31	5,462	12	1,908	36

SWEET GRASS		TETON		TOOLE		TREASURE		VALLEY		WHEATLAND		WIBAUX		YELLOWSTONE		
Farms reporting	Expenditures	Farms reporting	Expenditures	Farms reporting	Expenditures	Farms reporting	Expenditures	Farms reporting	Expenditures	Farms reporting	Expenditures	Farms reporting	Expenditures	Farms reporting	Expenditures	
Number	*Dollars*	*Number*	*Dollars*	*Number*	*Dollars*	*Number*	*Dollars*	*Number*	*Dollars*	*Number*	*Dollars*	*Number*	*Dollars*	*Number*	*Dollars*	
308	159,419	417	104,843	180	45,379	113	28,516	765	233,708	215	107,413	169	18,749	947	304,158	1
41	4,474	54	5,308	10	710	22	2,681	66	10,480	12	1,412	17	1,313	140	17,168	2
24	2,804	243	22,378	70	7,369	22	2,058	410	52,659	63	9,499	108	10,455	158	20,628	3
12	921	5	750			36	8,190	25	3,045					374	84,839	4
														2	110	5
														15	5,122	6
17	3,722	9	3,520	3	3,668			17	10,426	12	3,427	6	590	67	61,996	7
19	4,855	9	1,963					62	16,500	12	1,828	13	3,021	44	29,245	8
175	125,675	81	68,601	51	32,220	30	15,347	115	132,579	91	87,053	15	2,728	43	46,391	9
		4	694					2	800					20	7,463	10
		2	160	1	100			23	1,877	4	161	1	50	34	2,098	11
18	9,968	10	1,169	15	2,287	3	240	45	5,342	19	4,033	9	597	60	23,198	12
		3	25	1	8	3	173	4	511			1	25	25	986	13
														4	107	14
		3	35	1	5	1	90	3	491			1	25	1	10	15
						3	83							14	644	16
																17
														1	80	18
														1	15	19
								1	20							20
																21
														1	25	22
																23
														3	75	24
377	300,705	858	421,198	360	217,860	166	86,487	936	367,997	191	271,670	211	95,185	1,148	641,982	25
45	5,995	45	9,452	15	3,238	24	6,863	69	6,768	13	3,981	23	3,735	117	21,986	26
41	10,351	463	180,112	254	105,044	37	7,450	659	153,861	64	12,447	238	71,516	276	87,685	27
18	9,879	6	2,150			68	43,252	31	10,012					543	410,208	28
														1	50	29
														15	5,345	30
9	4,864	8	4,015	4	3,600			12	5,114	5	3,180	8	1,699	55	21,658	31
30	9,149	15	4,041					55	16,289	8	1,315	20	9,256	40	19,693	32
222	243,751	110	218,736	73	105,808	33	27,113	96	141,707	90	267,111	17	3,888	35	42,776	33
		2	650					1	90					10	575	34
								5	194					5	275	35
13	17,016	9	2,045	14	2,170	5	1,760	26	4,933	12	4,636	5	553	42	21,766	36

IDAHO

IDAHO

COUNTIES, PRINCIPAL CITIES, RIVERS, AND MOUNTAINS

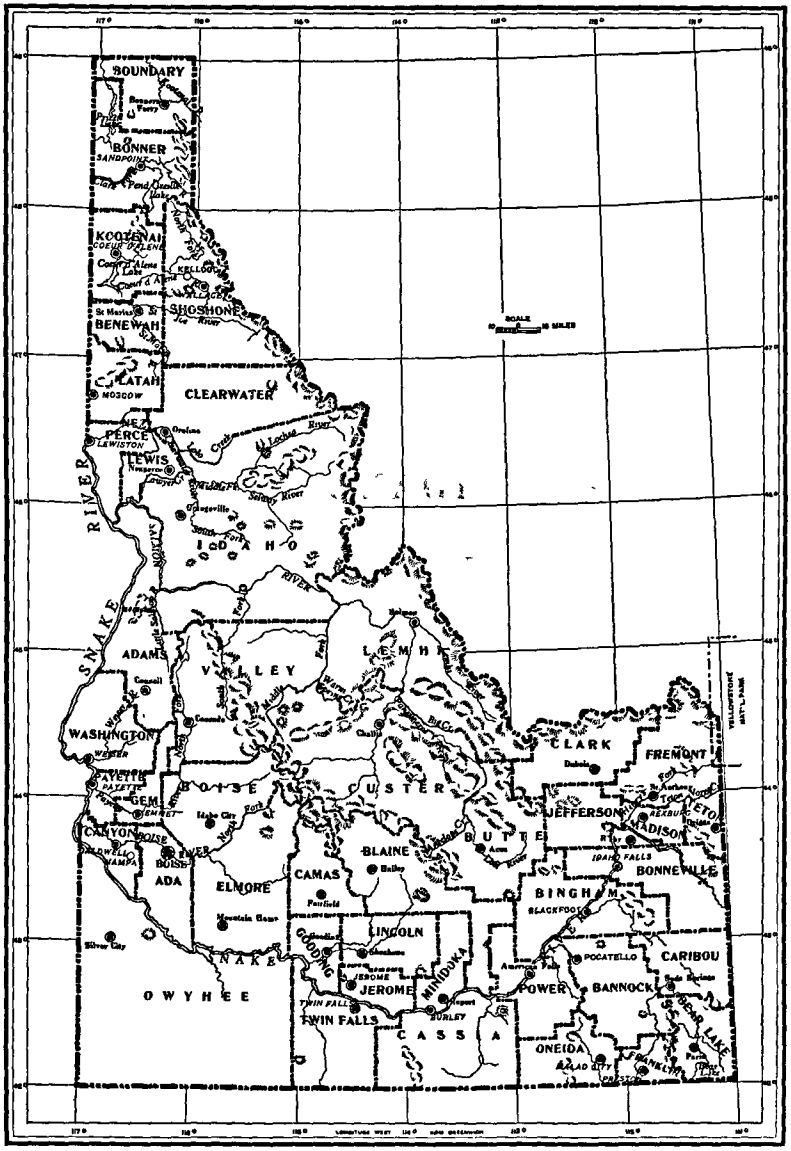

COUNTY TABLE I.—FARMS, AND FARM ACREAGE, 1930 AND 1929, BY TYPE OF FARM

[See NOTE, bottom of p 8]

	ITEM AND TYPE OF FARM (See definitions in Introduction)	THE STATE	Ada	Adams	Bannock	Bear Lake	Benewah	Bingham	Blaine	Boise	Bonner
	FARMS, BY TYPE, 1930	*Number*	*Number*	*Number*	*Number*	*Number*	*Number*	*Number*	*Number*	*Number*	*Number*
1	All types	41,674	2,305	469	1,748	915	534	2,311	382	214	1,010
2	General	7,228	488	63	270	224	98	311	72	58	239
3	Cash-grain	7,792	166	18	621	180	130	127	19	9	8
4	Crop-specialty	10,627	135	30	243	77	53	1,467	86	17	102
5	Fruit	1,287	129	77			3	8			10
6	Truck	203	27		8		6	6	1		
7	Dairy	4,227	737	64	131	99	49	82	81	10	188
8	Animal-specialty	2,343	102	62	114	82	15	99	75	23	55
9	Stock-ranch	1,535	42	41	54	95		43	46	28	9
10	Poultry	788	71	9	47	10	14	20	5	7	42
11	Self-sufficing	1,311	50	32	59	19	41	25	11	30	107
12	Abnormal	2,969	169	40	146	118	114	90	22	36	232
13	Institution or country estate	30	4		2		1	2	2		2
14	Part-time	2,570	157	38	138	117	79	77	20	30	182
15	Boarding and lodging	28				1				3	4
16	Forest-product	240		2	1		34	1		2	44
17	Horse farm, feed lot, or livestock dealer	121	8		5			10		1	
18	Unclassified	1,344	189	26	55	11	11	38	14	6	18
	FARM LAND, BY TYPE										
	All land in farms, 1930	*Acres*	*Acres*	*Acres*	*Acres*	*Acres*	*Acres*	*Acres*	*Acres*	*Acres*	*Acres*
19	All types	9,346,908	177,470	213,826	535,664	284,669	125,764	269,288	158,952	94,518	155,789
20	General	1,112,991	38,438	17,689	70,646	42,778	16,912	30,006	18,035	23,950	35,827
21	Cash-grain	2,836,997	22,086	9,571	144,505	61,863	52,162	16,107	5,681	2,883	1,570
22	Crop-specialty	1,458,440	17,943	11,384	113,827	17,930	17,393	139,945	23,551	7,530	18,394
23	Fruit	69,545	6,033	6,612			156	42			348
24	Truck	6,410	596		506		36	51			
25	Dairy	516,787	41,424	19,443	24,899	16,353	8,135	9,231	8,551	4,354	31,758
26	Animal-specialty	665,478	10,544	23,410	63,530	18,820	4,656	21,699	28,609	8,524	12,365
27	Stock-ranch	1,924,192	14,278	106,183	82,634	108,821		36,611	61,634	32,217	12,542
28	Poultry	70,614	3,124	2,670	4,301	1,063	1,469	301	738	3,362	4,510
29	Self-sufficing	126,846	2,530	5,402	5,882	939	6,044	2,139	1,718	3,789	9,387
30	Abnormal	298,378	6,948	5,794	11,932	12,171	16,257	8,334	3,791	5,499	26,895
31	Institution or country estate	1,654	833								
32	Part-time	222,706	5,710	5,794	10,927	12,171	7,148	7,274	3,791	5,155	13,250
33	Boarding and lodging	2,517								344	562
34	Forest-product	54,689					9,109				13,083
35	Horse farm, feed lot, or livestock dealer	16,812	405		1,005			1,060			
36	Unclassified	261,230	13,526	5,668	13,002	3,931	2,544	4,829	6,644	2,410	2,186
	Average acres per farm, 1930										
37	All types	224	77	463	306	311	236	117	416	442	154
38	General	154	79	281	262	191	173	96	250	413	150
39	Cash-grain	364	133	532	233	344	401	127	299	320	196
40	Crop-specialty	137	133	379	468	233	328	95	274	443	180
41	Fruit	54	47	86			52	14			35
42	Truck	33	22		63		6	9			
43	Dairy	122	56	304	190	165	166	113	276	435	169
44	Animal-specialty	284	103	378	557	230	310	219	381	371	225
45	Stock-ranch	1,257	340	2,590	1,530	1,145		851	1,340	1,151	1,394
46	Poultry	90	44	297	92	106	105	15	148	480	107
47	Self-sufficing	97	51	169	100	49	147	85	156	189	88
48	Abnormal	102	41	152	83	104	144	96	190	167	117
	Crop land harvested, 1929										
49	All types	3,150,097	81,698	32,504	159,025	89,733	39,699	127,488	30,383	12,459	27,063
50	General	389,591	21,204	4,837	21,732	17,202	2,998	14,038	5,518	4,132	6,438
51	Cash-grain	1,293,294	12,196	2,777	85,537	23,522	27,516	7,378	2,358	1,067	797
52	Crop-specialty	796,677	9,693	2,771	16,101	7,924	3,608	90,991	8,823	909	4,927
53	Fruit	39,080	3,081	3,268			25	26			91
54	Truck	2,498	281		263		27	44			
55	Dairy	157,134	20,402	4,722	7,520	5,221	1,621	2,232	1,661	444	6,077
56	Animal-specialty	213,570	5,506	6,361	19,138	8,219	965	8,341	6,764	2,228	2,783
57	Stock ranch	161,397	2,821	5,862	4,367	24,847		2,351	4,474	1,973	1,148
58	Poultry	16,187	907	505	1,178	400	289	200	105	222	871
59	Self-sufficing	17,048	284	559	673	174	543	220	189	353	1,243
60	Abnormal	27,768	999	694	1,649	2,199	1,723	553	322	586	2,569
61	Institution or country estate	657	144								
62	Part-time	28,556	758	694	1,339	2,199	955	519	322	555	1,901
63	Boarding and lodging	235								31	24
64	Forest-product	4,257					768				644
65	Horse farm, feed lot, or livestock dealer	4,063	97		310			34			
66	Unclassified	24,853	4,324	228	667	35	384	1,114	174	538	149
	Plowable pasture, 1929										
67	All types	379,451	19,498	7,913	21,954	13,184	2,907	14,119	12,075	1,617	4,641
68	General	55,757	3,763	663	2,934	1,486	538	1,719	1,474	302	1,138
69	Cash-grain	96,758	1,090	56	5,950	2,681	334	325	256	189	125
70	Crop-specialty	58,843	1,036	749	1,076	1,465	311	4,908	1,825	233	549
71	Fruit	3,992	875	403				4			15
72	Truck	305	28		1			2			
73	Dairy	36,851	5,590	1,844	1,644	1,259	489	1,438	453	330	702
74	Animal-specialty	31,772	2,004	1,211	4,565	555	414	683	1,698	143	401
75	Stock-ranch	52,457	2,777	2,142	833	4,957		3,164	4,905	100	460
76	Poultry	3,794	211	159	363	31	21	17		10	197
77	Self-sufficing	5,761	163	286	609	393	17	72	336	132	318
78	Abnormal	15,192	739	280	1,547	332	648	1,236	206	178	694
79	Unclassified	17,969	1,214	160	1,432	25	86	549	922		42
	Other pasture (excl. woodland), 1929										
80	All types	3,373,394	44,081	107,317	194,375	142,740	2,932	72,062	94,307	62,030	8,441
81	General	313,529	5,947	8,237	25,348	16,549	360	5,606	7,019	13,190	2,568
82	Cash-grain	542,196	4,646	4,019	50,159	23,251	1,778	3,430	1,163	631	274
83	Crop-specialty	206,629	3,350	5,393	5,467	5,193	788	12,296	8,684	4,651	1,221
84	Fruit	11,058	1,171	1,722				6			4
85	Truck	1,418	218		300		5				
86	Dairy	167,634	8,839	8,366	8,164	7,674	191	4,371	4,934	3,067	1,398
87	Animal-specialty	290,487	1,160	8,320	36,209	7,862		9,574	14,749	3,836	1,098
88	Stock-ranch	1,450,355	8,352	50,373	64,939	80,760		27,140	48,725	28,181	
89	Poultry	36,552	1,152	1,785	1,140	326	148	44	490	2,838	436
90	Self-sufficing	39,470	1,416	3,236	1,813	318	4	1,390	925	2,048	393
91	Abnormal	120,636	3,491	4,001	5,003	3,430	658	6,042	2,944	2,705	1,627
92	Unclassified	124,936	4,939	3,075	5,943	3,366		2,204	4,559	883	

COUNTY TABLE I.—FARMS AND FARM ACREAGE,

[See NOTE,

	ITEM AND TYPE OF FARM (See definitions in Introduction)	Bonneville	Boundary	Butte	Camas	Canyon	Caribou	Cassia	Clark	Clearwater	Custer
	FARMS, BY TYPE, 1930	*Number*	*Number*	*Number*	*Number*	*Number*	*Number*	*Number*	*Number*	*Number*	*Number*
1	All types	1,577	436	235	261	3,279	357	1,407	194	493	368
2	General	148	95	48	24	912	22	228	14	102	70
3	Cash-grain	199	68	22	144	367	93	140	6	103	
4	Crop-specialty	972	38	38	11	500	14	658	39	63	47
5	Fruit	3	3			143				4	
6	Truck				1	54				2	
7	Dairy	39	60	26	15	783	32	79	14	33	27
8	Animal-specialty	113	12	44	10	147	9	84	13	22	43
9	Stock-ranch	9	2	31	17	25	119	105	25	6	87
10	Poultry	3	17		4	117		18		5	2
11	Self-sufficing	13	15	2	7	32	3	18	5	55	13
12	Abnormal	32	101	14	10	137	51	50	5	82	41
13	Institution or country estate		1			4	1			1	1
14	Part-time	31	75	12	10	110	50	46	5	60	29
15	Boarding and lodging		1							1	6
16	Forest-product		24							20	
17	Horse farm, feed lot, or livestock dealer	1		2		23		4			5
18	Unclassified	46	15	10	18	62	14	27	3	16	38
	FARM LAND, BY TYPE										
	All land in farms, 1930	*Acres*	*Acres*	*Acres*	*Acres*	*Acres*	*Acres*	*Acres*	*Acres*	*Acres*	*Acres*
19	All types	329,933	78,063	89 333	158,255	325,870	294,698	271,938	133,299	92,822	131,927
20	General	24,268	13,024	9,207	8,838	64,541	10,132	21,910	9 833	19,497	18,718
21	Cash-grain	122,064	24,531	3,988	106,046	32,937	45,280	65,166	3,550	24,125	
22	Crop-specialty	100,601	7,254	8,749	3,386	46,192	5,369	75,566	18,293	14,333	13,967
23	Fruit	20	390			10,889				769	
24	Truck					1,918					
25	Dairy	5,491	9,744	4,781	7,252	40,221	10,946	15,943	5,442	4,806	5,598
26	Animal-specialty	43,599	3,119	5,350	6,590	11,820	1,699	13,726	5,421	4,503	12,444
27	Stock-ranch	15,043		30,834	16,559	4,673	124,567	59,274	84,550	2,003	52,020
28	Poultry	29	1,298		670	4,102		1,400		465	
29	Self-sufficing	2,613	1,231		1,004	1,138	680	3,142	1,800	6,496	1,329
30	Abnormal	3,055	10,891	1,422	1,353	3,431	13,143	2,744	1,340	11,931	7,343
31	Institution or country estate					821					
32	Part-time	3,055	5,962	1,422	1,353	1,464	13,143	2,114	1,340	6,765	5,299
33	Boarding and lodging										765
34	Forest-product		4,929							5,166	
35	Horse farm, feed lot, or livestock dealer					1,146		630			1,279
36	Unclassified	13,130	6,481	2,002	6,557	3,408	2,876	3,067	3,070	3,894	10,408
	Average acres per farm, 1930										
37	All types	209	183	295	606	69	629	193	1,075	188	331
38	General	164	137	192	368	71	461	140	702	191	267
39	Cash-grain	613	361	181	736	90	487	465	592	234	
40	Crop-specialty	103	191	230	308	92	384	115	469	228	297
41	Fruit	7	130			76				192	
42	Truck					36					
43	Dairy	141	162	184	483	51	342	202	389	146	211
44	Animal-specialty	386	260	190	659	80	189	163	417	205	289
45	Stock-ranch	1,671		995	974	187	1,131	565	3,382	334	598
46	Poultry	10	76		168	35		78		93	
47	Self sufficing	201	89		143	36	227	175	360	118	102
48	Abnormal	99	110	119	135	25	263	55	268	149	184
	Crop land harvested, 1929										
49	All types	151,854	24,776	23,575	63,985	138,482	34,477	103,987	14,415	25 675	29,294
50	General	10,117	2,664	3,347	3,071	41 005	2,337	11 801	1,670	4,761	5,011
51	Cash-grain	50,807	16,058	1,842	50,668	24,634	16,087	22,076	456	11,807	
52	Crop-specialty	71,617	1,572	4,924	1,259	32,624	1,609	49,044	5,758	3,597	4,863
53	Fruit	9	112			7,028				42	
54	Truck					1,314					
55	Dairy	1 685	1,603	1,530	2,050	20,215	2,661	3,589	1,561	1,065	1,789
56	Animal-specialty	16,190	1,003	3,566	2,547	6,821	611	6,096	1,076	1,083	3,100
57	Stock-ranch	459		7,216	3,868	1,033	10,268	9,690	3,448	272	12,261
58	Poultry	7	185		58	1,977		308		107	
59	Self-sufficing	246	159		222	213	45	246	116	995	286
60	Abnormal	487	756	323	190	1,561	859	643	126	1,632	998
61	Institution or country estate					513					
62	Part-time	487	572	323	190	492	859	450	126	1,230	608
63	Boarding and lodging										155
64	Forest-product		184							402	
65	Horse farm, feed lot, or livestock dealer					556		193			235
66	Unclassified	230	664	827	32	652		494	204	314	961
	Plowable pasture, 1929										
67	All types	13,508	1,716	2,006	19 358	8,741	13,076	18 495	346	2,847	4,323
68	General	1,619	622	120	1 809	2,972	806	3,631	50	416	502
69	Cash grain	4,002	319	13	10,785	1,044	4,096	1,801	100	675	
70	Crop-specialty	3,983	139	106	405	878	838	3,037	180	297	389
71	Fruit	5	25			854				4	
72	Truck					56					
73	Dairy	372	255	110	585	1,633	914	2,199	16	365	150
74	Animal-specialty	1,531	47	604	1,074	383	35	1,915		67	420
75	Stock-ranch	593		890	2,300	176	5,890	4,672		12	1,854
76	Poultry	7	43		30	208		119			
77	Self-sufficing	13	46		230	92	5	805		98	69
78	Abnormal	142	215	70	467	140	162	23		814	389
79	Unclassified	236	5	95	1,583	255	330	293		103	549
	Other pasture (excl. woodland), 1929										
80	All types	78,720	3,951	26,726	44,396	38,959	152 966	85 204	107,381	10,773	54,931
81	General	8,137	757	2,917	2,614	9,355	5,821	7,695	6,649	1,870	7,078
82	Cash-grain	14 803	828	354	19,719	2,818	13,818	18,221	2,590	2,951	
83	Crop-specialty	8,879	376	1,037	1,239	3,602	2,590	8,821	9,314	1,259	4,400
84	Fruit		90			877					
85	Truck					188					
86	Dairy	2,522	838	1,961	4,202	11 365	5,659	7 859	3,215	606	2,027
87	Animal-specialty	21,524	531	1,317	1,278	2,751	921	2,038	3,792	490	4,169
88	Stock-ranch	11,729		18,616	9,189	2,310	110,862	36,918	77,034	594	26,193
89	Poultry		6		579	835		624		122	
90	Self-sufficing	1,228	37		434	466	193	956	1 037	982	566
91	Abnormal	1 886	498	426	647	976	11,374	890	1 110	703	4,672
92	Unclassified	6,012		98	4,495	1,416	1,748	1,093	2,540	806	5,826

1930 AND 1929, BY TYPE OF FARM—Continued

bottom of p 8]

Elmore	Franklin	Fremont	Gem	Gooding	Idaho	Jefferson	Jerome	Kootenai	Latah	Lemhi	Lewis	Lincoln	Madison	Minidoka	
Number	*Number*	*Number*	*Number*	*Number*	*Number*	*Number*	*Number*	*Number*	*Number*	*Number*	*Number*	*Number*	*Number*	*Number*	
333	1,131	1,056	768	931	1,371	1,090	989	1,348	1,688	541	609	321	1,079	1,025	1
68	208	129	176	229	208	233	115	252	309	114	46	73	152	121	2
26	194	381	37	63	638	71	114	224	849	11	436	60	312	25	3
55	304	348	65	249	23	595	634	55	114	82	13	27	418	681	4
5	4		90	16	2		7	109	28				4	5	5
2			6	6	1	4		6	8	3	1			3	6
35	185	34	130	109	28	41	24	202	85	36	21	50	42	66	7
24	47	33	44	105	112	42	33	29	22	132	17	62	26	36	8
41	13	50	33	16	103	5	8	1		60	5	15	15	17	9
18	59		30	23	16		8	67	12		6	11	4	11	10
11	14	14	24	13	97	34	7	162	101	33	18		6	3	11
36	89	45	97	46	91	37	18	213	136	38	22	9	50	32	12
		1		1	2				2		1				13
36	80	39	96	42	62	34	18	168	113	35	17	8	50	27	14
		4	1							2					15
		1			24			45	20		4				16
	9			3	8	3			1	1		1		5	17
22	14	22	36	56	52	28	21	26	24	32	24	14	50	25	18
Acres	*Acres*	*Acres*	*Acres*	*Acres*	*Acres*	*Acres*	*Acres*	*Acres*	*Acres*	*Acres*	*Acres*	*Acres*	*Acres*	*Acres*	
168,598	903,291	266,882	159,764	112,596	666,146	149,912	111,180	328,099	348,436	163,785	214,074	63,173	213,362	69,955	19
11,917	88,621	22,960	29,898	22,925	66,351	24,041	9,913	48,585	50,213	20,967	9,479	11,902	14,585	8,592	20
15,279	67,364	123,278	5,826	8,128	249,946	13,422	13,223	80,597	241,431	4,171	169,463	12,969	131,912	2,759	21
14,522	81,040	50,182	11,214	34,340	8,478	80,309	76,909	11,784	21,567	30,698	2,014	6,544	47,414	48,185	22
484	203		6,908	1,257			1,028	4,623	1,897				223	126	23
			380	166		66		105	440	211				64	24
9,273	27,641	6,757	17,448	11,496	7,543	6,618	1,527	34,037	7,915	7,209	4,717	8,880	2,813	3,478	25
15,058	14,520	18,538	11,452	15,743	54,953	11,798	3,840	5,580	3,640	44,173	5,730	12,958	8,218	3,269	26
88,000	10,720	82,361	65,611	11,115	288,808	2,322	2,219			41,062	7,060	6,082	6,154	1,030	27
2,879	5,565		3,917	1,522	2,189		419	5,473	587		427	1,755	159	581	28
2,535	505	241	1,575	410	10,802	1,801	127	13,242	6,722	3,778	2,157		241	21	29
7,160	5,650	3,747	3,268	990	15,771	2,785	412	21,091	9,879	5,022	2,275	361	1,011	879	30
															31
7,160	3,939	2,901	3,268	735	10,037	1,400	412	11,776	6,134	5,022	1,475	361	1,011	543	32
		846													33
					4,574			9,315	3,745		800				34
	1,911			255	1,160	1,385								336	35
6,421	1,262	13,823	2,267	4,504	11,305	6,750	1,563	7,982	4,145	6,474	10,752	1,722	5,632	971	36
506	180	253	208	121	486	138	112	169	206	303	352	197	198	68	37
189	186	178	170	100	319	103	86	173	163	184	206	163	96	71	38
588	347	324	157	129	392	189	116	360	284	379	389	216	423	110	39
264	102	144	173	138	369	135	121	214	189	374	155	242	113	71	40
97	51		77	79			147	42	68				56	25	41
			63	28		17		13	56	70				21	42
265	149	109	134	105	269	161	64	169	93	200	225	178	67	53	43
627	309	410	260	150	491	281	116	192	165	335	337	209	124	91	44
2,024	845	647	1,988	695	2,319	464	277			685	1,412	405	410	61	45
221	94		131	66	137		52	82	49		71	160	40	53	46
230	36	17	66	32	111	53	18	82	67	114	120		40	7	47
199	66	87	34	22	177	75	23	99	74	143	108	45	20	27	48
82,302	71,460	118,901	84,883	52,105	158,314	63,048	76,241	58,348	175,938	48,756	96,195	23,892	105,182	46,366	49
3,657	12,366	8,802	8,774	12,556	9,828	12,600	6,431	8,725	17,405	5,779	2,664	5,309	7,734	4,352	50
4,812	24,515	64,690	2,730	4,289	117,314	7,066	8,863	31,908	139,070	1,313	88,441	5,259	63,518	1,656	51
4,429	17,196	84,291	6,606	20,110	1,516	41,933	55,847	3,490	11,046	10,612	1,200	2,798	29,339	34,631	52
75	58		4,085	274			509	1,826	632				120	88	53
			140	68		35		73	133	62				43	54
1,415	8,614	2,185	3,656	4,984	1,175	1 257	546	6,142	2,731	1,857	761	2,889	1,190	1,954	55
3,609	4,142	4,119	2,891	6,456	11,798	3,588	2,368	1,003	1,168	15,720	1,244	4,590	1,470	1,788	56
1,847	1,014	3,417	4,145	1,365	6,536	25	1,343			10,805	199	2,338	652	810	57
367	2,101		568	535	441		91	896	168		149	335	93	197	58
153	96	112	173	136	1,672	315	14	1,832	1,224	619	484		21	14	59
433	1,336	306	699	424	1,790	919	72	2,354	1,803	791	350	47	444	367	60
															61
433	774	281	699	313	930	359	72	1,644	1,514	791	220	47	444	193	62
		25													63
					560			710	289		130				64
	562			111	300	560								174	65
505	22	279	416	906	1,244	310	157	97	542	1,198	703	327	601	466	66
4,263	8,018	3,238	7 375	4,983	10,470	11,098	5,311	10,065	8,938	1,872	5,541	2,210	5,453	5,306	67
500	1,578	325	2,035	952	1,526	1,516	740	2,627	1,348	430	326	464	613	814	68
549	2,710	1,278	92	64	4,468	564	734	2,118	5,052		4,641	227	1,671	61	69
359	1,136	1,047	340	1,850	363	6,334	2,982	363	492	219	51	365	2,149	3,070	70
219			132	17			57	224	10				3	5	71
			119	22		1		2	14					9	72
416	1,279	321	2,231	506	183	269	143	1,901	877	69	86	470	202	463	73
536	307	120	547	1,109	1,225	1,097	493	467	135	715	235	458	247	487	74
890	547	40	806	70	2,050		91			347		69	261	63	75
70	208		363	27	76		9	330	71		12	77	7	68	76
35	19	12	42	13	94	24	27	565	113	1	50		2		77
358	199	125	457	73	165	517	24	910	791	53	27	70	73	127	78
343	40	20	361	278	321	774	11	558	35	38	113	10	105	139	79
128,068	78,389	63,991	96,903	17,418	313,750	39,475	3,170	14,194	85,561	71,295	45,779	14,811	80,708	2,071	80
4,517	17,396	4,633	15,807	1,478	26,802	4,760	333	2,911	5,734	6,182	1,456	1,644	2,485	473	81
6,938	21,232	13,471	1,336	980	55,673	1 606	121	5,758	15,336	1,793	25,279	3,108	6,651	222	82
7,886	5,804	4,451	2,696	2,360	5,278	16,143	1,488	374	1,492	12,206	299	1,590	4,620	1,037	83
	89		1,777	228				131	60				50		84
			104	42		1		5	237	123					85
6,281	12,760	2,853	9,575	984	3,555	3,460	173	1,619	880	2,946	1,950	2,600	768	128	86
9,021	7,607	5,052	6,690	2,737	28,700	5,325	86	438	417	17 112	1,917	3,680	406	132	87
77,256	8,656	24,348	53,216	7,638	176,796	1,905	349			22,683	5,846	1,586	4,606		88
1,992	2,009		2,606	150	1,011		220	414			17	578	41	67	89
2,012	234	63	513	15	2,886	905		695	951	1,351	738		26		90
5,611	2,288	1 855	1,561	107	5,730	336	158	1,469	454	3,463	129	15	210	10	91
3,358	274	8,265	1,070	698	4,319	4,394	344	310		3,431	8,148	10	785	2	92

County Table I.—FARMS AND FARM ACREAGE, 1930 AND 1929, BY TYPE OF FARM—Continued

[See Note, bottom of p 8]

	Item and type of farm (See definitions in Introduction)	Nez Perce	Oneida	Owyhee	Payette	Power	Shoshone	Teton	Twin Falls	Valley	Washington
	FARMS, BY TYPE, 1930	*Number*	*Number*	*Number*	*Number*	*Number*	*Number*	*Number*	*Number*	*Number*	*Number*
1	All types	1,309	756	729	820	573	173	470	2,785	307	1,064
2	General	183	107	96	139	65	38	78	300	76	232
3	Cash-grain	545	427	71	34	363		140	149	48	154
4	Crop-specialty	66	65	211	40	45	18	72	1,756	25	76
5	Fruit	117		18	324				111		72
6	Truck	24			8		5	1	15		3
7	Dairy	52	29	20	107	27	34	64	130	37	140
8	Animal-specialty	43	46	45	44	15	2	74	80	15	91
9	Stock-ranch	27	28	147	7	28	1	7	31	21	72
10	Poultry	20	8	17	14	4	8	2	36		28
11	Self-sufficing	78	9	13	13	5	22	8	35	21	43
12	Abnormal	114	27	66	49	6	41	14	102	38	88
13	Institution or country estate	1					1				
14	Part time	109	25	57	49	4	33	14	90	25	78
15	Boarding and lodging			1					2	2	
16	Forest-product	2					5			10	1
17	Horse farm, feed lot, or livestock dealer	2	2	8		2	2		10	1	9
18	Unclassified	40	10	25	41	15	4	10	40	26	70
	FARM LAND, BY TYPE										
	All land in farms, 1930	*Acres*	*Acres*	*Acres*	*Acres*	*Acres*	*Acres*	*Acres*	*Acres*	*Acres*	*Acres*
19	All types	417,901	333,519	308,585	73,387	359,792	22,378	149,058	304,873	104,027	412,745
20	General	31,417	26,136	16,501	10,728	16,371	4,655	17,616	22,678	23,030	53,641
21	Cash-grain	238,499	239,357	11,431	5,839	281,413		68,089	30,036	16,533	61,922
22	Crop-specialty	10,469	14,378	46,605	8,359	6,757	4,096	15,480	197,884	7,489	10,116
23	Fruit	2,880		1,015	12,735				5,059		5,848
24	Truck	658			195		388		565		65
25	Dairy	6,160	4,993	1,932	8,104	4,196	3,739	13,714	7,108	11,289	22,728
26	Animal-specialty	15,180	14,306	11,191	14,095	5,108		25,447	11,538	5,218	40,497
27	Stock-ranch	92,824	28,552	170,832	6,678	42,867		2,310	17,422	18,865	181,835
28	Poultry	1,086	726	2,326	286	956	854		2,296		7,108
29	Self-sufficing	6,648	300	1,619	223	569	2,063	1,529	1,065	6,038	5,279
30	Abnormal	4,093	2,930	25,213	1,574	515	5,836	2,026	6,262	6,312	8,842
31	Institution or country estate										
32	Part-time	4,093	2,930	21,224	1,574	515	4,282	2,026	4,253	3,898	8,600
33	Boarding and lodging										
34	Forest-product						1,554			2,414	
35	Horse farm, feed lot, or livestock dealer			3,989					2,009		242
36	Unclassified	7,987	1,841	19,921	4,571	1,040	747	2,842	2,958	9,253	14,864
	Average acres per farm, 1930										
37	All types	319	441	423	89	628	129	317	109	339	388
38	General	172	244	172	77	252	123	226	76	303	231
39	Cash-grain	438	561	161	172	775		486	202	344	402
40	Crop-specialty	159	221	221	209	150	228	215	113	300	133
41	Fruit	25		56	39				46		81
42	Truck	27			24		78		38		22
43	Dairy	118	172	97	76	155	110	214	55	305	162
44	Animal-specialty	353	311	249	320	341		344	144	348	445
45	Stock-ranch	3,438	1,020	1,162	954	1,531		330	562	898	2,525
46	Poultry	54	91	137	20	239	107		64		254
47	Self-sufficing	85	33	125	17	114	94	191	30	288	123
48	Abnormal	36	117	388	32	129	154	145	63	160	108
	Crop land harvested, 1929										
49	All types	137,174	102,904	46,444	28,071	116,642	3,367	65,817	196,923	32,402	59,365
50	General	8,204	9,140	5,362	4,087	4,785	699	8,056	13,543	9,656	14,569
51	Cash-grain	110,122	76,201	7,095	2,386	103,777		31,347	15,935	7,424	16,550
52	Crop-specialty	5,414	5,896	15,591	3,177	3,054	1,024	8,020	149,040	3,525	4,2[illegible]3
53	Fruit	1,882		572	9,359				3,855		2,073
54	Truck	330			127		65		443		50
55	Dairy	1,412	1,922	631	3,459	1,299	570	6,012	3,144	4,294	5,087
56	Animal-specialty	3,590	5,455	3,322	3,463	1,283		10,883	6,305	2,504	8,418
57	Stock-ranch	2,531	3,642	11,722	460	2,020		489	1,176	2,892	4,586
58	Poultry	278	151	262	120	58	108		1,024		928
59	Self-sufficing	1,053	63	170	62	36	254	165	206	875	631
60	Abnormal	756	339	1,529	305	120	400	611	705	979	1,090
61	Institution or country estate										
62	Part-time	756	339	1,009	305	120	345	611	479	464	905
63	Boarding and lodging										
64	Forest-product						55			515	
65	Horse farm, feed lot, or livestock dealer			520					226		185
66	Unclassified	1,602	95	188	466	210	147	224	847	253	1,057
	Plowable pasture, 1929										
67	All types	9,967	13,855	5,395	2,243	15,957	1,573	3,931	15,300	16,542	19,181
68	General	1,215	1,108	972	318	1,255	227	102	1,554	1,985	3,613
69	Cash-grain	6,385	9,747	74	139	11,861		642	1,178	2,871	5,731
70	Crop-specialty	339	795	697	79	1,172	109	914	9,474	1,077	678
71	Fruit	31		7	687				282		133
72	Truck	13			6		21		11		
73	Dairy	165	381	37	253	199	750	1,480	1,112	1,243	1,376
74	Animal-specialty	228	644	112	273	498		273	874	676	2,281
75	Stock-ranch	875	507	3,314	300	550		380	30	2,494	2,833
76	Poultry	47	38	77	8	242	80		176		502
77	Self-sufficing	92	20		44	100	116		56	455	197
78	Abnormal	269	328	97	7	65	239	140	229	937	682
79	Unclassified	308	287	8	134	15			324	4,504	1,155
	Other pasture (excl woodland), 1929										
80	All types	159,168	116,525	211,166	33,952	91,557	1,716	36,568	51,490	23,922	287,510
81	General	12,849	8,409	5,977	4,381	5,741	186	4,830	3,838	4,835	28,085
82	Cash-grain	54,932	72,274	619	2,719	42,801		11,450	3,830	1,759	24,760
83	Crop-specialty	1,382	4,318	16,219	3,287	829	127	3,720	17,386	1,252	3,821
84	Fruit	354		47	1,009				289		3,166
85	Truck	262			12		15		5		1
86	Dairy	2,571	1,094	348	3,009	1,935	231	4,245	1,550	1,838	12,758
87	Animal-specialty	8,052	5,049	4,402	9,578	1,975		9,736	3,424	904	25,365
88	Stock ranch	65,537	22,537	143,689	5,432	37,611		1,231	14,488	7,149	164,603
89	Poultry	625	293	802	78	361			277		4,471
90	Self-sufficing	3,697	109	700	13	42	178	118	539	2,[illegible]00	3,812
91	Abnormal	2,848	1,456	19,995	1,089	159	842	663	5,078	1,961	5,646
92	Unclassified	3,054	991	18,373	3,346	100	137	575	416	1,784	11,022

County Table II.—VALUE OF SPECIFIED FARM PROPERTY, 1930, BY TYPE OF FARM

[See Note, bottom of p 8]

	ITEM AND TYPE OF FARM (See definitions in Introduction)	The State	Ada	Adams	Bannock	Bear Lake	Benewah	Bingham	Blaine	Boise	Bonner
	Land and buildings:	Dollars	Dollars	Dollars	Dollars	Dollars	Dollars	Dollars	Dollars	Dollars	Dollars
1	All types	417,249,572	18,817,076	4,258,823	16,839,714	6,380,304	5,109,645	21,633,397	3,809,632	1,265,294	5,155,347
2	General	56,412,827	4,455,249	494,135	2,416,245	1,390,476	497,750	2,360,187	536,005	390,318	1,252,815
3	Cash-grain	112,845,266	1,802,410	141,800	6,084,150	1,370,030	2,834,480	1,027,920	114,500	54,200	96,280
4	Crop-specialty	126,865,143	1,459,255	229,890	2,348,530	553,360	484,100	14,799,420	1,138,556	92,698	725,185
5	Fruit	13,679,552	1,234,750	1,057,191	—	—	6,500	17,750	—	—	51,300
6	Truck	1,159,015	96,800	—	97,100	—	14,550	16,300	—	—	—
7	Dairy	29,550,649	5,618,902	453,130	1,166,600	513,024	275,700	533,130	183,766	37,110	1,101,152
8	Animal-specialty	27,078,791	1,181,100	651,810	2,081,985	578,402	125,210	1,837,265	862,582	190,050	420,225
9	Stock-ranch	22,774,854	276,805	886,559	1,403,509	1,569,616	—	546,520	797,752	292,701	233,300
10	Poultry	3,949,016	339,734	49,950	281,430	37,130	85,500	92,700	8,100	23,632	197,200
11	Self-sufficing	4,058,242	250,975	116,600	187,200	41,700	129,500	88,150	26,275	47,920	311,680
12	Abnormal	10,215,731	822,231	115,170	499,640	293,526	332,455	373,605	49,573	93,370	690,135
13	Institution or country estate	239,281	127,306	—	—	—	—	—	—	—	—
14	Part-time	7,797,740	647,525	115,170	447,040	293,526	183,855	263,055	49,573	83,170	518,295
15	Boarding and lodging	148,360	—	—	—	—	—	—	—	10,200	23,000
16	Forest-product	961,400	—	—	—	—	148,600	—	—	—	153,840
17	Horse farm, feed lot, or livestock dealer	1,068,930	47,400	—	52,500	—	—	110,650	—	—	—
18	Unclassified	8,660,486	1,278,865	60,588	873,525	33,040	323,900	440,450	92,523	43,300	76,075
	Land and buildings, per farm										
19	All types	10,019	8,164	9,914	9,634	6,973	9,569	9,361	9,973	5,913	5,104
20	General	7,805	9,130	7,843	8,949	6,207	5,079	7,589	7,445	6,730	5,242
21	Cash-grain	14,482	10,858	7,878	9,797	7,011	21,804	8,094	6,026	6,022	12,035
22	Crop-specialty	11,936	10,809	7,663	9,665	7,186	9,134	10,088	18,239	5,468	7,110
23	Fruit	10,646	9,572	13,730	—	—	2,167	5,917	—	—	5,130
24	Truck	5,974	3,585	—	12,138	—	2,425	2,717	—	—	—
25	Dairy	6,991	7,624	7,080	8,905	5,182	5,627	6,502	5,928	3,711	5,857
26	Animal-specialty	11,567	11,579	10,513	18,263	7,054	8,347	13,508	11,501	8,268	7,640
27	Stock-ranch	14,876	6,591	21,623	25,991	16,522	—	12,710	17,342	10,454	25,922
28	Poultry	5,037	4,785	5,550	5,988	3,713	6,107	4,635	1,620	3,376	4,695
29	Self-sufficing	3,100	5,020	3,644	3,173	2,195	3,159	3,526	2,389	2,396	2,913
30	Abnormal	3,487	4,865	3,031	3,493	2,509	2,942	4,294	2,479	2,829	3,001
	Land and buildings, per acre										
31	All types	45	106	20	31	22	41	80	24	13	33
32	General	51	116	28	34	33	29	79	30	16	35
33	Cash-grain	40	82	15	42	22	54	64	20	19	61
34	Crop-specialty	87	81	20	21	31	28	106	48	12	39
35	Fruit	197	205	160	—	—	42	423	—	—	147
36	Truck	181	162	—	192	—	404	320	—	—	—
37	Dairy	57	136	23	47	31	34	58	21	9	36
38	Animal-specialty	41	112	28	83	31	27	62	30	22	34
39	Stock-ranch	12	19	8	17	14	—	15	13	9	19
40	Poultry	56	109	19	65	35	58	308	11	7	44
41	Self-sufficing	32	99	22	32	44	21	41	15	13	33
42	Abnormal	34	118	20	42	24	20	45	13	17	26
	Farm buildings (including dwellings)										
43	All types	76,993,595	4,544,064	733,634	2,794,955	1,213,585	637,905	4,046,590	755,655	332,265	1,625,173
44	General	12,863,491	925,962	98,425	477,315	316,530	141,550	498,630	111,600	105,040	386,300
45	Cash-grain	14,311,894	277,360	20,601	857,433	222,300	230,185	115,730	23,300	12,400	18,100
46	Crop-specialty	21,010,179	232,450	38,400	349,232	94,685	76,650	2,572,180	215,575	27,200	163,530
47	Fruit	3,514,834	331,690	188,154	—	—	1,125	10,400	—	—	28,400
48	Truck	293,195	16,725	—	8,300	—	9,400	6,700	—	—	—
49	Dairy	7,982,383	1,503,665	93,800	265,725	122,730	85,050	136,575	46,000	6,900	334,978
50	Animal-specialty	5,537,375	260,550	99,650	365,530	118,385	27,650	288,130	197,400	56,500	106,755
51	Stock-ranch	3,192,441	39,200	108,949	102,110	224,300	—	138,600	109,456	59,890	37,600
52	Poultry	1,532,991	147,011	11,700	124,240	7,550	34,340	48,800	3,700	5,350	74,400
53	Self-sufficing	1,854,515	88,025	34,265	47,595	19,475	29,700	28,250	6,880	15,350	115,800
54	Abnormal	3,516,609	368,471	25,220	151,415	78,530	99,530	135,025	10,400	36,025	230,485
55	Institution or country estate	90,671	58,921	—	—	—	—	—	—	—	—
56	Part time	2,809,213	291,650	25,220	134,465	78,530	68,715	106,675	10,400	30,025	184,385
57	Boarding and lodging	73,700	—	—	—	—	—	—	—	4,000	6,800
58	Forest-product	216,850	—	—	—	—	30,815	—	—	—	39,300
59	Horse farm, feed lot, or livestock dealer	266,175	17,900	—	16,950	—	—	28,350	—	—	—
60	Unclassified	1,884,488	352,975	14,470	46,060	9,050	102,725	67,500	21,350	7,600	28,825
	Farmers' dwellings										
61	All types	46,543,964	2,943,907	378,040	1,744,582	508,235	403,160	2,614,826	421,310	194,630	842,910
62	General	8,057,014	587,160	58,550	303,550	226,280	88,645	329,940	60,885	59,165	218,600
63	Cash-grain	7,532,805	156,550	10,400	543,720	134,205	97,615	74,190	15,400	6,900	8,900
64	Crop-specialty	13,391,843	159,125	20,125	216,872	61,335	41,325	1,660,700	112,200	17,575	75,550
65	Fruit	2,220,575	232,695	82,200	—	—	675	8,850	—	—	18,009
66	Truck	203,345	11,675	—	2,750	—	7,750	2,000	—	—	—
67	Dairy	5,023,811	1,001,436	55,825	163,250	87,025	48,125	94,675	30,800	4,205	180,125
68	Animal-specialty	3,220,380	161,575	50,625	222,050	80,100	17,175	180,840	105,875	31,325	48,300
69	Stock-ranch	1,650,875	15,800	43,875	59,160	135,200	—	69,750	52,650	36,750	5,100
70	Poultry	940,532	101,203	8,575	79,000	5,675	14,775	33,550	3,325	3,800	37,300
71	Self-sufficing	930,371	66,440	21,945	31,165	15,050	18,535	22,550	4,775	9,725	68,810
72	Abnormal	2,606,853	253,853	16,235	102,000	59,825	66,705	103,780	8,325	21,138	163,950
73	Institution or country estate	27,823	16,523	—	—	—	—	—	—	—	—
74	Part-time	2,133,385	222,630	16,235	95,800	59,825	49,805	86,280	8,325	16,235	137,125
75	Boarding and lodging	42,875	—	—	—	—	—	—	—	4,900	3,300
76	Forest-product	126,400	—	—	—	—	16,900	—	—	—	23,528
77	Horse farm, feed lot, or livestock dealer	173,375	14,700	—	6,200	—	—	17,500	—	—	—
78	Unclassified	934,655	196,395	9,685	21,065	3,450	1,835	34,000	27,075	3,950	18,275
	Implements and machinery										
79	All types	39,748,903	1,365,080	384,172	1,738,783	588,877	400,988	2,070,284	344,065	172,156	461,531
80	General	5,644,892	379,836	40,145	251,335	158,191	48,865	244,647	61,215	59,753	114,732
81	Cash-grain	11,547,439	125,263	18,125	807,607	180,334	206,174	98,925	12,845	4,778	9,375
82	Crop-specialty	11,841,031	84,409	17,915	217,736	44,053	25,170	1,446,298	66,348	10,786	69,929
83	Fruit	1,306,070	71,935	140,590	—	—	300	200	—	—	3,326
84	Truck	135,647	13,015	—	12,625	—	2,300	810	—	—	—
85	Dairy	2,835,582	430,016	42,977	103,965	41,335	29,820	42,945	24,150	4,909	101,858
86	Animal-specialty	2,718,886	92,786	46,740	191,570	58,337	12,778	133,964	83,327	27,100	31,188
87	Stock-ranch	1,578,377	10,125	48,840	60,200	111,365	—	35,660	83,575	35,855	7,006
88	Poultry	382,555	28,432	3,275	25,940	2,585	9,265	8,615	825	4,065	21,761
89	Self-sufficing	334,739	11,795	12,096	14,150	1,670	8,410	4,095	1,750	7,625	27,882
90	Abnormal	1,650,370	53,791	9,285	45,915	41,007	56,571	36,010	4,405	15,430	71,287
91	Unclassified	493,315	63,697	4,186	23,300	—	1,335	18,095	5,625	1,866	3,200

COUNTY TABLE II.—VALUE OF SPECIFIED FARM

[See NOTE,

	ITEM AND TYPE OF FARM (See definitions in Introduction)	Bonneville	Boundary	Butte	Camas	Canyon	Caribou	Cassia	Clark	Clearwater	Custer
	Land and buildings	*Dollars*	*Dollars*	*Dollars*	*Dollars*	*Dollars*	*Dollars*	*Dollars*	*Dollars*	*Dollars*	*Dollars*
1	All types	20 356 410	3,453,040	2,409,485	3,640,385	27,336,685	2,698,210	12,123,304	1,816,700	2,742 150	3,499,850
2	General	1,562,538	481,190	311,300	226,070	7 365,955	147,060	1,465,940	127,180	563,050	509,200
3	Cash-grain	2,715,388	1,579,000	160,400	2,572,385	3,635,925	751,785	1,391,670	13,660	993,090	
4	Crop-specialty	13,346,290	221 495	486,300	92,200	5 027,263	121,975	6,567,930	381,000	390 875	426,355
5	Fruit	6,425	13,500			1,639,776				20,000	
6	Truck					354,005					
7	Dairy	225,975	392,350	115,920	145 130	5,533,101	214,019	483,050	77 900	130 540	197,900
8	Animal specialty	1,849 720	105,130	333,100	247,600	1,476,715	73,050	745,550	80,280	99,200	339 450
9	Stock ranch	188,445		877,870	236,770	263,645	1,218,148	1,113 741	1,052,700	40 300	1,521,400
10	Poultry	10,500	71,280		5,900	653,020		47,500		26,200	
11	Self-sufficing	46,050	50,050		21,850	120,000	7,200	71,050	8,100	131,200	42,200
12	Abnormal	117,816	296,240	33,115	33,350	724,340	147,435	130,203	10,880	265,875	183,150
13	Institution or country estate					111 975					
14	Part-time	117,816	236,340	33,115	33,350	326,115	147,435	97,203	10,880	166,175	81 850
15	Boarding and lodging										78,000
16	Forest-product		59,900							99,700	
17	Horse farm, feed lot, or livestock dealer					286,250		33 000			23 300
18	Unclassified	287,165	241,905	84,390	49,110	242,940	17,538	106,670	65,000	81,820	280,185
	Land and buildings, per farm										
19	All types	12 908	8,108	10,223	13,948	8,337	7,558	8,616	14,651	5,532	9,510
20	General	10,658	5,065	6,487	9,836	8,296	6,685	6,430	9 064	5 628	7,274
21	Cash grain	13,945	23,234	7,291	17,894	9,907	8,084	9,941	2,277	9,642	
22	Crop-specialty	13,731	5,829	12,797	8,382	10,055	8,713	9,982	9,769	6 204	9,072
23	Fruit	2,142	4,500			11,467				5,000	
24	Truck					6,556					
25	Dairy	5,794	4 873	4,458	9,675	7,067	8 688	6 115	5,564	5,956	7,330
26	Animal specialty	16 369	8 761	7,570	24,760	10,046	8,117	8 876	6 175	4 509	7,894
27	Stock-ranch	20,938		28,318	13,928	10,546	10,237	10,607	42,108	6,717	17,487
28	Poultry	3 500	4,193		1,475	5 581		2 639		5,240	
29	Self-sufficing	3,542	3,337		3,121	3,750	2,400	3 947	1,620	2 385	3,246
30	Abnormal	3,801	2,992	2,760	3,335	5,287	2,949	2,604	2,176	3,323	4,579
	Land and buildings, per acre										
31	All types	62	44	35	23	121	12	45	14	30	29
32	General	64	37	34	27	117	15	46	13	29	27
33	Cash-grain	22	64	40	24	110	17	21	4	41	
34	Crop-specialty	133	31	56	27	109	23	87	21	27	31
35	Fruit	321	35			151				26	
36	Truck					185					
37	Dairy	41	30	24	20	138	20	30	14	27	35
38	Animal-specialty	42	34	40	38	125	43	54	16	22	27
39	Stock ranch	13		28	14	56	9	19	12	20	29
40	Poultry	362	55		9	159		34		56	
41	Self sufficing	18	38		22	106	11	23	5	20	32
42	Abnormal	39	27	23	25	211	11	47	8	22	25
	Farm buildings (including dwellings)										
43	All types	3,708,965	619,300	399,165	377,635	6,186 715	391 390	2,118,505	230,115	663 740	698 855
44	General	334,620	144,475	60,350	31,760	1,709 055	28 500	300,570	31 050	183 425	124,905
45	Cash grain	276,970	152,500	26 990	235,600	613 475	105 615	154,265	3,550	172,726	
46	Crop-specialty	2,554,275	43 025	66,100	11,550	856 975	22,940	1,075,765	80,510	86,275	61,700
47	Fruit	2,500	5,750			355,750				5,700	
48	Truck					100,200					
49	Dairy	72,550	82,400	22,550	21,750	1,531 860	55 550	118,550	25,650	46 400	45 500
50	Animal specialty	337,650	17,300	77,000	26,300	355,250	38 300	177,675	21,700	32 400	64 305
51	Stock ranch	18,725		117,000	30,275	41,100	116,740	190 500	52,600	8,800	217,600
52	Poultry	8,000	37,600		1,000	233,195		15,100		12,000	
53	Self sufficing	10,175	15,850		4,350	44,900	1,200	19,060	2,605	39,965	16 550
54	Abnormal	45,000	98,750	10,875	10,000	236,130	20,295	52,300	3,850	62,220	69,660
55	Institution or country estate					31,750					
56	Part-time	45,000	85,200	10,875	10,000	144,080	20,295	44,000	3,850	43,700	25 000
57	Boarding and lodging										39,300
58	Forest-product		13,550							18,520	
59	Horse farm, feed lot, or livestock dealer					60,300		8,300			5,300
60	Unclassified	46,500	21,650	18,300	4,850	78,825	2,250	14,720	8,600	13,820	98,445
	Farmers' dwellings										
61	All types	2,253,171	326,030	219,400	188,565	3,936,775	215 590	1,407,790	111,730	358,275	424,065
62	General	208,525	77,975	35,350	19,070	1,120 265	19,375	216,060	14 200	81,385	56,700
63	Cash grain	153,185	61 800	13 900	111,750	386 245	54,150	93,255	2,125	97,925	
64	Crop-specialty	1,571,561	24,250	41,200	5,250	526,880	15,540	714,610	33,900	47,010	34,005
65	Fruit	2,000	4,300			190,775				4,150	
66	Truck					65 450					
67	Dairy	44,150	44,575	12,500	10,600	991 825	30 830	81,400	17,300	27 855	31 200
68	Animal specialty	185,650	6,700	46,950	14,100	236,400	21,350	122,775	11,750	16,650	46 040
69	Stock ranch	11,250		51,900	14,575	22,150	57,510	111,875	25,700	4,200	146 045
70	Poultry	5,700	17,800		650	147,360		11,650		7,150	
71	Self-sufficing	8,300	11,800		1,925	36,200	960	8,125	1,205	26,415	11,175
72	Abnormal	35,100	67,080	7,975	7,075	175,550	14,275	37,790	2,600	38,385	43 850
73	Institution or country estate					11,300					
74	Part-time	35,100	59,755	7,975	7,075	121,850	14,275	34,940	2,600	28,110	16 250
75	Boarding and lodging										24,250
76	Forest-product		7,325							10,275	
77	Horse farm, feed lot, or livestock dealer					42,400		2,850			3 350
78	Unclassified	27,750	9,750	9,625	3,600	43,675	1,600	10,250	2,950	7,150	25,060
	Implements and machinery										
79	All types	2,025,630	419,850	298,984	446,300	2,494,584	244 830	1,403,180	120,275	344,992	346,735
80	General	145,985	52,616	48,717	29,580	695,016	19,220	152,665	17,200	56,260	65,950
81	Cash-grain	419,619	221,305	21,300	237,045	325 715	104,780	206,377	3,400	82,556	
82	Crop-specialty	1,176,428	17,495	55,891	3,100	450,487	7,725	744,439	34,125	39,090	46,555
83	Fruit		1,855			161,465				870	
84	Truck					45,897					
85	Dairy	29 010	28,925	17,742	14,150	512,925	28,125	62,788	16,450	11,882	29 150
86	Animal specialty	198,408	11,100	56 611	13,375	127,981	6 570	93 989	11,800	11,600	53,945
87	Stock-ranch	12,275		78,450	38,175	15,650	68,945	103,947	31,400	2,500	120,357
88	Poultry	100	9,922		600	67,229		5 950		3,700	
89	Self sufficing	5,350	3,810		5,400	14,775	60	8,825	1,400	9,906	4,530
90	Abnormal	15,995	33,887	12,575	2,125	67,745	7 985	20,600	2,100	21,264	19,703
91	Unclassified	21,560	38,935	7,478	2,950	19,699	1,420	3,600	2,400	5,315	6,545

PROPERTY, 1930, BY TYPE OF FARM—Continued

bottom of p 8]

Elmore	Franklin	Fremont	Gem	Gooding	Idaho	Jefferson	Jerome	Kootenai	Latah	Lemhi	Lewis	Lincoln	Madison	
Dollars	*Dollars*	*Dollars*	*Dollars*	*Dollars*	*Dollars*	*Dollars*	*Dollars*	*Dollars*	*Dollars*	*Dollars*	*Dollars*	*Dollars*	*Dollars*	
2,483,760	11,120,396	9,957,794	6,403,931	10,248,497	16,459,350	9,560,477	13,678,970	9,017,493	21,961,837	5,103,024	10,622,737	3,391,075	10,308,277	1
510,105	1,967,810	1,112,745	1,356,660	2,426,147	1,226,360	1,763,107	1,232,315	1,535,260	2,893,572	714,278	293,930	719,760	1,285,062	2
275,275	2,577,870	3,959,924	287,552	674,400	12,895,994	820,455	1,413,595	3,198,878	16,202,650	154,500	9,503,042	675,100	3,709,385	3
515,430	3,083,635	3,552,200	884,300	3,859,495	155,600	5,806,060	9,684,220	526,150	1,812,093	853,638	135,450	407,520	4,282,005	4
31,500	38,000	-	1,216,100	123,700	-	-	180,100	596,850	147,125	-	-	-	22,900	5
-	-	-	26,000	24,500	-	11,400	-	30,600	25,500	17,000	-	-	-	6
225,650	1,717,518	253,950	806,160	1,144,370	177,450	187,750	162,250	1,175,485	508,950	238,300	114,230	399,075	248,605	7
207,055	653,475	402,935	451,984	1,363,875	1,452,525	496,640	478,045	150,700	213,060	1,669,728	150,000	717,975	292,900	8
464,280	274,868	384,685	715,445	434,515	1,674,460	37,010	236,555	-	-	1,017,970	59,520	274,145	150,675	9
58,200	339,130	-	133,100	127,450	92,075	-	53,600	804,400	50,350	-	30,900	94,500	29,105	10
24,180	26,150	80,800	54,250	43,400	259,175	76,450	27,950	510,020	340,080	81,200	87,775	-	11,650	11
79,085	389,440	106,130	277,575	139,300	268,605	187,190	47,750	813,250	419,157	136,700	72,280	22,800	124,205	12
-	-	-	-	-	-	-	-	-	-	-	-	-	-	13
79,065	257,190	68,950	277,575	122,200	173,765	85,190	47,750	531,700	356,537	136,700	55,780	22,800	124,205	14
-	-	37,180	-	-	-	-	-	-	-	-	-	-	-	15
-	-	-	-	-	76,740	-	-	281,550	62,620	-	16,500	-	-	16
-	132,250	-	-	17,100	18,100	102,000	-	-	-	-	-	-	-	17
93,000	52,500	154,425	194,105	387,345	249,906	174,415	162,590	375,900	349,280	219,710	175,610	80,200	151,785	18
7,459	9,832	9,430	8,338	11,008	13,459	8,771	13,831	6,690	13,011	9,433	17,443	10,564	9,554	19
8,097	9,461	8,626	7,708	10,595	5,896	7,567	10,716	6,092	7,746	6,266	6,390	9,860	8,454	20
10,588	13,288	10,394	7,772	10,705	20,213	11,556	12,400	14,281	19,084	14,045	21,796	11,252	11,889	21
9,371	10,144	10,207	13,605	13,492	6,774	9,758	15,275	9,566	11,510	10,410	10,419	15,093	10,244	22
6,300	9,500	-	13,512	7,731	-	-	25,729	5,476	5,254	-	-	-	5,725	23
-	-	-	4,333	4,083	-	2,850	-	3,825	3,188	5,667	-	-	-	24
6,447	9,284	7,469	6,201	10,499	6,338	4,579	6,760	5,819	5,988	6,619	5,440	7,982	5,919	25
6,627	13,904	12,210	10,272	12,989	12,969	11,825	14,486	5,197	9,685	12,649	8,824	11,580	11,265	26
11,324	21,144	7,694	21,680	27,157	16,257	7,402	29,569	-	-	16,966	11,904	18,276	10,045	27
4,477	5,748	-	4,437	5,541	5,755	-	6,700	4,543	4,196	-	5,150	8,591	7,276	28
2,198	1,868	2,200	2,260	3,338	2,672	3,249	3,993	3,148	3,367	2,461	4,876	-	1,942	29
2,197	4,376	2,468	2,891	8,006	3,018	6,059	2,653	3,818	3,152	3,906	3,442	2,850	2,484	30
15	55	37	40	91	28	64	123	40	63	31	50	54	49	31
43	51	48	45	106	18	73	124	35	48	34	31	60	88	32
18	38	32	49	83	52	61	107	40	67	37	56	52	28	33
35	99	71	79	98	18	72	126	45	61	28	67	62	90	34
65	187	-	176	98	-	-	175	129	78	-	-	-	103	35
-	-	-	68	148	-	173	-	291	58	81	-	-	-	36
24	62	38	46	100	24	28	106	35	64	33	24	45	88	37
14	45	30	39	87	26	42	124	27	59	38	26	55	91	38
8	26	12	11	39	7	16	107	-	-	25	8	45	24	39
20	61	-	34	84	42	-	128	56	86	-	72	54	183	40
10	52	128	34	106	24	42	220	39	51	21	41	-	48	41
11	67	28	85	141	17	67	116	39	42	27	32	68	123	42
467,798	2,210,415	1,490,995	1,492,565	1,789,735	2,664,535	1,757,285	2,014,325	2,601,190	3,948,972	905,093	1,151,995	723,194	1,590,035	43
131,050	480,005	252,255	331,575	444,165	257,600	407,555	216,000	491,650	608,960	143,725	60,565	158,649	284,365	44
29,450	354,740	474,540	51,450	79,960	1,662,750	104,350	171,715	449,650	2,389,922	23,500	937,360	135,925	320,395	45
77,480	516,265	501,250	150,525	467,410	90,900	1,006,120	1,302,110	92,275	262,950	101,558	19,650	57,700	676,590	46
5,450	11,300	-	218,540	40,950	-	-	42,300	247,995	45,900	-	-	-	7,200	47
-	-	-	4,400	7,500	-	6,300	-	19,600	7,300	5,000	-	-	-	48
41,900	426,765	80,100	218,505	252,475	20,750	39,800	48,410	420,960	159,300	60,100	29,045	88,400	68,470	49
44,150	113,500	58,450	133,000	274,650	273,765	100,500	104,500	59,200	43,300	299,825	25,840	154,125	59,335	50
75,480	25,000	63,950	152,250	64,800	201,580	2,526	54,550	-	-	165,675	4,700	81,900	30,200	51
18,425	121,330	-	51,225	45,200	27,350	-	28,600	142,800	24,900	-	14,750	22,250	6,900	52
4,275	11,310	14,100	17,535	14,200	59,890	22,970	11,200	199,340	137,215	30,965	18,825	-	3,330	53
28,068	111,150	46,400	112,475	57,400	69,575	42,855	18,000	308,500	170,675	34,675	14,715	9,475	47,300	54
-	-	-	-	-	-	-	-	-	-	-	-	-	-	55
28,068	85,850	24,800	112,475	51,000	48,975	34,355	18,000	250,050	154,400	34,675	12,725	9,475	47,300	56
-	-	21,600	-	-	-	-	-	-	-	-	-	-	-	57
-	-	-	-	-	18,850	-	-	58,450	16,275	-	1,990	-	-	58
-	25,300	-	-	6,400	4,750	8,500	-	-	-	-	-	-	-	59
17,050	9,050	29,950	51,085	41,025	51,395	24,250	16,940	69,150	98,550	50,000	26,475	13,700	15,960	60
283,725	1,418,595	891,035	948,130	1,078,835	1,331,909	1,131,475	1,220,850	1,431,749	2,004,255	536,640	580,495	383,140	946,945	61
80,550	305,200	147,878	216,030	266,575	143,994	279,015	132,025	283,380	342,360	87,290	31,275	82,200	179,650	62
17,435	221,385	266,265	36,800	44,000	814,970	63,460	115,540	204,075	1,141,445	16,600	463,580	84,060	166,260	63
40,025	358,685	299,795	88,960	279,190	12,750	635,345	799,515	51,675	130,500	57,335	9,750	31,710	446,775	64
4,150	6,100	-	130,250	24,850	-	-	15,700	177,870	31,575	-	-	-	900	65
-	-	-	1,900	5,900	-	5,700	-	13,450	5,650	2,600	-	-	-	66
34,100	278,575	26,650	142,025	148,850	17,710	26,600	35,990	226,835	79,700	40,000	16,385	57,150	39,250	67
25,080	62,850	31,650	61,950	171,350	121,518	62,400	59,700	27,000	28,000	175,495	15,455	79,850	41,860	68
46,705	13,300	16,000	90,200	26,250	99,495	1,725	17,650	-	-	83,790	2,650	16,600	18,650	69
11,000	69,650	-	34,300	31,300	17,900	-	7,800	73,959	13,325	-	7,550	15,800	5,000	70
2,834	9,275	11,350	13,196	11,900	37,690	17,700	8,500	133,756	93,060	15,630	11,525	-	2,550	71
14,795	89,175	27,900	86,870	43,125	43,540	36,165	16,075	212,100	110,850	27,045	10,100	6,700	32,900	72
-	-	-	-	-	-	-	-	-	-	-	-	-	-	73
14,795	70,175	17,475	86,870	39,125	33,140	31,165	16,075	177,750	100,125	27,045	8,800	6,700	32,900	74
-	-	10,425	-	-	-	-	-	-	-	-	-	-	-	75
-	-	-	-	-	9,800	-	-	34,350	10,725	-	1,300	-	-	76
-	19,000	-	-	4,000	1,600	4,000	-	-	-	-	-	-	-	77
10,050	4,400	3,550	39,660	23,545	21,345	14,375	12,055	27,650	37,800	30,855	12,225	9,050	12,450	78
264,200	1,037,694	1,067,776	694,588	801,890	1,504,584	909,417	1,208,746	796,838	1,837,587	473,847	730,110	353,687	1,130,688	79
61,602	201,892	131,382	147,218	205,910	62,936	177,385	110,961	164,905	193,352	78,546	34,825	77,805	133,371	80
56,655	304,873	437,050	32,525	52,970	1,144,900	74,847	119,134	249,446	1,371,634	4,825	653,715	71,140	517,095	81
35,608	225,459	261,359	57,014	223,402	7,520	550,455	1,001,146	28,289	112,925	75,682	7,875	18,060	374,619	82
2,275	1,125	-	134,205	10,630	-	-	13,250	53,050	7,655	-	-	-	2,520	83
-	-	-	6,675	3,125	-	3,550	-	3,210	2,135	3,000	-	-	-	84
23,560	152,533	39,722	67,533	101,463	8,025	20,245	14,160	136,920	41,745	14,660	7,550	47,370	23,325	85
22,039	60,030	41,285	55,885	124,734	118,960	58,330	48,886	16,600	16,638	172,690	13,685	92,955	28,075	86
39,095	18,475	23,366	48,083	31,100	63,875	3,000	19,900	-	-	95,464	2,175	32,610	10,200	87
7,025	29,895	-	15,030	8,690	8,485	-	3,900	30,635	3,745	-	3,775	4,000	3,450	88
1,150	1,175	4,459	9,725	1,650	15,793	6,230	1,800	36,767	22,605	6,350	3,920	-	2,800	89
7,815	31,237	26,065	31,590	14,032	24,142	13,900	3,205	65,537	53,338	11,770	5,760	4,422	15,633	90
6,475	7,350	3,097	9,115	23,975	9,599	9,506	30,405	10,170	30,640	10,860	6,830	5,325	19,540	91

COUNTY TABLE II.—VALUE OF SPECIFIED FARM PROPERTY, 1930, BY TYPE OF FARM—Continued

[See NOTE, bottom of p 8]

	ITEM AND TYPE OF FARM (See definitions in Introduction)	Minidoka	Nez Perce	Oneida	Owyhee	Payette	Power	Shoshone	Teton	Twin Falls	Valley	Washington
	Land and buildings	*Dollars*	*Dollars*	*Dollars*	*Dollars*	*Dollars*	*Dollars*	*Dollars*	*Dollars*	*Dollars*	*Dollars*	*Dollars*
1	**All types**	7,792,198	17,872,985	8,299,899	4,854,487	7,442,679	6,826 528	835,652	4,308,987	43,366,684	1,948,358	8,054,823
2	General	861,068	1,168,618	1,040,468	550,955	1,093,049	489,680	161,500	621,480	2,912,913	497 183	1,715,956
3	Cash grain	178,500	12,200,133	5,329,780	591,250	321,700	5,181,541	----	1,636,320	2,031,120	290,450	1,395,879
4	Crop-specialty	5,686,635	538,790	557,620	1,526,680	396,725	335,130	130,500	624,037	32,755,236	157,007	706,100
5	Fruit	28,500	1,065,750	----	99,300	3,709,300	----	----	----	1,651,120	----	722,115
6	Truck	8,500	205,910	----	----	45,850	----	44,000	----	121,700	----	19,300
7	Dairy	363,750	303,665	234,575	82,200	765,040	229,422	234,860	456,375	1,091,650	256,820	874,250
8	Animal-specialty	290,950	434,043	571,931	295,500	599,380	146,980	----	804,710	1,393,740	97,203	964,413
9	Stock ranch	102,145	848,300	363,593	1,313,382	72,315	324,575	----	65,060	261,945	255,550	924,080
10	Poultry	39,100	91,400	27,600	48,000	71,300	25,100	43,500	----	226,100	----	134,330
11	Self-sufficing	5,100	237,170	23,450	30,650	42,300	24,600	67,867	19,855	153,350	67,060	116,060
12	Abnormal	114,100	333,830	115,875	216,795	166,440	10,300	98,925	38,000	442,380	131,430	252,180
13	Institution or country estate	----	----	----	----	----	----	----	----	----	----	----
14	Part-time	74,600	333,830	115,875	157,915	166,440	10,300	81,925	38,000	349,780	86,480	196,680
15	Boarding and lodging	----	----	----	----	----	----	----	----	----	----	----
16	Forest-product	----	----	----	----	----	----	17,000	----	----	44,950	----
17	Horse farm, feed lot, or livestock dealer	39,500	----	----	58,880	----	----	----	----	92,600	----	55,500
18	Unclassified	113,850	444,776	35,000	99,775	159,280	59,200	54,500	43,100	325,430	195,555	230,160
	Land and buildings, per farm											
19	**All types**	7,602	13,654	10,979	6,659	9,076	11,914	4,830	9,168	15,572	6,346	7,570
20	General	7,116	6,386	9,724	5,739	7,864	7,534	4,250	7,968	9,710	6,542	7,396
21	Cash-grain	7,140	22,386	12,482	8,327	9,462	14,274	----	11,688	13,632	6,051	9,064
22	Crop-specialty	8,350	8,163	8,579	7,235	9,918	7,447	7,250	8,607	18,053	6,280	9,291
23	Fruit	5,700	9,109	----	5,517	11,448	----	----	----	14,875	----	10,029
24	Truck	2,833	8,580	----	----	5,731	----	8,800	----	8,113	----	6,433
25	Dairy	5,511	5,840	8,089	4,110	7,150	8,497	6,908	7,131	8,397	6,941	6,245
26	Animal-specialty	8,082	10,108	12,433	6,567	13,622	9,799	----	10,874	17,422	6,480	10,598
27	Stock-ranch	6,009	31,419	12,985	8,935	10,331	11,592	----	9,294	8,450	12,169	12,834
28	Poultry	3,555	4,570	3,450	2,824	5,093	6,275	5,438	----	6,281	----	4,798
29	Self-sufficing	1,700	3,041	2,606	2,358	3,254	4,920	3,085	2,482	4,381	3,193	2,699
30	Abnormal	3,566	3,063	4,635	3,335	3,397	2,575	2,603	2,714	4,424	3,755	3,075
	Land and buildings, per acre											
31	**All types**	111	43	25	16	101	19	37	29	142	19	90
32	General	100	37	40	33	102	30	35	35	128	22	32
33	Cash-grain	65	51	22	52	55	18	----	24	68	18	23
34	Crop-specialty	118	51	39	33	47	60	32	40	166	21	70
35	Fruit	226	370	----	98	291	----	----	----	326	----	123
36	Truck	133	313	----	----	235	----	113	----	215	----	297
37	Dairy	105	49	47	43	94	55	63	33	154	23	38
38	Animal-specialty	89	29	40	26	43	29	----	32	121	19	24
39	Stock-ranch	99	9	13	8	11	8	----	28	15	14	5
40	Poultry	67	84	38	21	249	26	51	----	98	----	19
41	Self-sufficing	243	36	78	10	190	43	33	13	144	11	22
42	Abnormal	130	82	40	9	106	20	17	19	71	21	29
	Farm buildings (including dwellings)											
43	**All types**	1,791 785	2,604,008	1,228,647	854,996	2,002,930	987,774	375,465	670,815	7,315,093	491,400	1,887,469
44	General	220,085	288,590	208,625	108,185	284,020	94,870	77 050	108,550	636,495	125,925	432,915
45	Cash-grain	30,975	1,316,485	628,010	102,600	53,250	685,504	----	185,200	266,765	77,950	230,349
46	Crop-specialty	1,267,520	80,125	109,600	274,346	82,550	53,700	32,600	103,370	4,933,093	33,975	147 500
47	Fruit	11,300	294,175	----	26,250	1,048,600	----	----	----	384,150	----	200,755
48	Truck	1,020	38,400	----	----	11,250	----	18,800	----	26,300	----	6,000
49	Dairy	87,575	100,170	51,650	20,700	219,850	63,300	114,525	84 225	338,350	74,300	275,575
50	Animal-specialty	65,150	68,750	103,525	51,885	138,250	18,800	----	152,870	274,550	21,000	230,025
51	Stock ranch	21,500	86,850	53,532	190,565	10,500	38,250	----	18,150	37,625	70,300	129,120
52	Poultry	13,050	35,950	13,800	12,600	29,975	10,900	23,000	----	85,050	----	39,950
53	Self-sufficing	1,375	62,975	11,900	9,850	15,575	2,800	31,990	4,950	72,825	20,400	44,725
54	Abnormal	49,275	131,555	37,770	41,420	67,360	4,300	40,600	5,200	193,275	38,800	96,600
55	Institution or country estate	----	----	----	----	----	----	----	----	----	----	----
56	Part-time	37,200	131,555	37,770	28,470	67,360	4,300	34,300	5,200	161,975	26,000	68,800
57	Boarding and lodging	----	----	----	----	----	----	----	----	----	----	----
58	Forest-product	----	----	----	----	----	----	6,300	----	----	12,800	----
59	Horse farm, feed lot, or livestock dealer	12,075	----	----	12,950	----	----	----	----	31,300	----	27,800
60	Unclassified	22,960	99,983	10,235	16,595	41,750	15,350	36,900	8,300	66,615	28,750	53,955
	Farmers' dwellings											
61	**All types**	1,238,785	1,437,626	799,040	503,395	1,326,350	495,470	203,580	374,525	4,813,040	246,375	1,191,080
62	General	145,200	174,840	132,275	72,450	202,550	57,925	43,880	61,300	437,250	64,725	275,520
63	Cash-grain	11,825	618,510	388,060	51,605	37,900	320,070	----	98,050	164,135	39,400	124,560
64	Crop-specialty	890 155	42,575	81,225	167,250	53,525	36,600	16,450	55,000	3,243,675	17,400	86,975
65	Fruit	7,700	206,300	----	15,170	668,790	----	----	----	248,550	----	139,025
66	Truck	770	28,250	----	----	8,850	----	16,000	----	20 650	----	4,000
67	Dairy	61,570	63,875	37,925	11,900	146,200	30,150	55,700	51,175	225,995	33,750	188 050
68	Animal-specialty	43 075	33,505	67,700	30,440	84,150	9,625	----	84,650	158,500	10,975	133 375
69	Stock-ranch	11,000	48,125	32,730	104,395	7,300	17,950	----	11,430	24,125	26,425	70,890
70	Poultry	8,250	20,800	7,900	7,850	22,800	9,650	10,800	----	60,750	----	26 635
71	Self-sufficing	1,150	42,791	10,200	6,325	13,775	1,850	19,750	3,575	49,450	11,675	35,775
72	Abnormal	38,850	103,500	32,050	26,290	53,360	2,750	27,600	4,045	150,510	26,350	71,725
73	Institution or country estate	----	----	----	----	----	----	----	----	----	----	----
74	Part-time	29,625	103,500	32,050	19,340	53,360	2,750	23,300	4,045	130,010	18,450	50,625
75	Boarding and lodging	----	----	----	----	----	----	----	----	----	----	----
76	Forest-product	----	----	----	----	----	----	4,300	----	----	7,900	----
77	Horse farm, feed lot, or livestock dealer	9,225	----	----	6,950	----	----	----	----	20,500	----	21 100
78	Unclassified	19,240	54,555	7,975	9,720	29,150	8,900	13,400	5,300	29,450	15,675	34,550
	Implements and machinery											
79	**All types**	838,460	1,428,486	888,615	531,393	698,149	1,077,509	119,968	554,910	4,082,921	235 422	782,065
80	General	82,120	109,565	99,280	77,761	83,040	61,501	21,490	68,385	267,597	51,410	188,755
81	Cash grain	14,550	994,665	637,943	87,980	24 697	902,453	----	246 605	202 985	68,065	141 775
82	Crop-specialty	610,945	61,343	43,612	166,728	25,270	35,605	17,510	66,275	3,086 525	26,680	47,356
83	Fruit	2,520	74,635	----	11,870	368,823	----	----	----	155,155	----	87,799
84	Truck	1,100	11,675	----	----	5,675	----	7,200	----	12,255	----	1 400
85	Dairy	60 180	25,626	22,370	12 290	75 004	25,320	41,766	56,025	98,252	29,117	86,810
86	Animal specialty	30 500	28,325	47,190	36 599	66,520	11,800	----	100 285	152 270	11 425	99 780
87	Stock-ranch	10 000	32,210	26,322	100,105	7,000	26,045	----	5,950	14 075	19,830	65,175
88	Poultry	5,750	7,065	2,422	8,175	5,765	1,335	3,850	----	22,655	----	14,455
89	Self sufficing	20	19,524	1,581	2,070	4,970	1,425	6 115	1,200	17 337	4,880	7,685
90	Abnormal	13,310	41 618	5,245	25 085	17,610	2,400	13,237	7,410	44 470	17 985	25,530
91	Unclassified	7,465	22,235	2,850	2,780	13,775	9,625	8,800	2,775	9,346	6,030	15,545

COUNTY TABLE III.—VALUE OF FARM PRODUCTS SOLD, TRADED, OR USED BY OPERATOR'S FAMILY, AND RECEIPTS FROM BOARDERS, ETC., 1929, BY TYPE OF FARM

[Due to crop failure, new operations, etc., the farms reporting specific items will not always agree with those reporting "All products," as the latter represent the total number of farms of each type in the county; also see NOTE, bottom of p. 8]

	CLASS OF PRODUCT AND TYPE OF FARM (See definitions in Introduction)	THE STATE		ADA		ADAMS		BANNOCK		BEAR LAKE		BENEWAH	
		Farms reporting	Value	Farms reporting	Value	Farms reporting	Value	Farms reporting	Value	Farms reporting	Value	Farms reporting	Value
	All products (sold, traded, or used by operator's family)	*Number*	*Dollars*	*Number*	*Dollars*	*Number*	*Dollars*	*Number*	*Dollars*	*Number*	*Dollars*	*Number*	*Dollars*
1	All types	40,330	135,802,054	2,116	5,665,522	436	1,394,887	1,693	4,956,615	904	2,105,386	693	1,189,652
2	General	7,228	15,422,281	488	1,227,779	63	107,526	270	656,112	224	405,993	98	105,677
3	Cash-grain	7,792	26,875,910	166	422,655	18	39,004	621	1,604,576	180	357,015	130	653,912
4	Crop-specialty	10,627	42,727,383	135	342,706	30	39,762	243	771,961	77	118,990	53	112,107
5	Fruit	1,285	6,215,051	129	450,849	77	374,097					3	1,310
6	Truck	194	526,701	27	79,431			8	35,401			6	5,777
7	Dairy	4,227	9,127,032	737	1,683,040	64	119,686	131	356,431	99	147,347	49	92,745
8	Animal-specialty	2,341	11,880,798	102	475,905	62	256,655	114	615,592	82	191,455	15	40,555
9	Stock-ranch	1,531	17,352,018	42	695,581	41	418,579	54	655,287	95	813,856		
10	Poultry	784	1,678,759	71	150,982	9	12,271	47	111,439	10	17,719	14	25,177
11	Self-sufficing	1,309	496,336	50	17,270	32	12,035	59	16,385	19	7,388	41	14,426
12	Abnormal	3,012	3,993,335	169	120,324	40	14,352	146	133,431	118	45,623	114	137,965
	Crops (incl. plants, flowers, etc.), sold or traded												
13	All types	34,664	73,658,398	1,848	1,815,408	294	483,682	1,488	3,373,771	785	860,008	444	741,764
14	General	6,620	6,219,363	461	445,115	52	30,173	253	258,795	211	141,474	84	27,168
15	Cash-grain	7,741	21,762,942	166	301,877	18	29,012	621	3,203,336	180	246,407	130	573,472
16	Crop-specialty	10,635	34,953,094	135	375,617	30	29,001	243	648,336	77	87,576	53	93,491
17	Fruit	1,282	5,465,632	128	368,965	77	341,903					3	925
18	Truck	194	460,454	27	74,505			8	33,349			6	4,310
19	Dairy	2,747	1,284,320	500	240,900	33	8,622	104	67,339	68	29,126	35	6,931
20	Animal-specialty	1,775	1,973,848	79	73,494	40	32,524	94	94,293	52	30,561	7	7,880
21	Stock-ranch	711	742,299	3	1,650	14	7,411	16	19,843	68	103,573		
22	Poultry	503	202,751	46	16,559	4	685	23	14,358	7	2,718	14	5,119
23	Self-sufficing	663	64,718	24	2,004	9	1,058	39	4,217	8	769	24	2,380
24	Abnormal	1,803	522,982	77	19,662	17	3,293	87	29,705	81	17,804	88	20,138
	Livestock, sold or traded												
25	All types	38,521	39,796,561	1,409	1,231,290	283	624,517	1,042	1,189,910	694	798,896	264	93,940
26	General	6,124	2,781,185	395	219,933	56	23,904	225	129,319	194	82,762	67	16,065
27	Cash-grain	4,504	1,735,689	84	22,267	10	3,279	382	113,429	90	30,216	75	31,408
28	Crop-specialty	6,133	2,452,033	42	15,644	7	3,240	85	30,905	30	7,771	20	5,278
29	Fruit	565	191,853	55	21,467	18	24,232						
30	Truck	46	6,663	4	590			1	90				
31	Dairy	3,512	1,883,547	587	264,926	60	25,766	106	46,442	79	19,896	35	9,807
32	Animal-specialty	3,332	6,873,097	102	287,187	62	176,336	114	381,555	82	104,980	15	21,680
33	Stock ranch	1,358	12,139,386	32	386,176	41	364,927	54	409,187	93	545,427		
34	Poultry	426	87,891	34	5,365	5	1,308	22	10,190	6	1,367	7	1,771
35	Self-sufficing	429	31,004	9	471	14	845	8	860	11	707	12	556
36	Abnormal	1,092	2,114,731	64	23,264	10	680	43	67,633	39	5,670	33	6,425
	Livestock products, sold or traded												
37	All types	31,187	22,896,360	1,356	2,167,000	301	178,479	1,200	1,054,961	721	460,424	340	150,546
38	General	6,864	4,263,750	472	426,229	61	31,197	253	192,171	220	122,763	88	29,473
39	Cash-grain	5,254	1,712,170	127	70,627	17	3,722	413	169,453	125	51,030	76	17,369
40	Crop-specialty	7,496	3,123,973	75	31,906	9	2,032	119	60,063	45	12,643	21	3,860
41	Fruit	844	306,339	88	43,793	12	2,988					1	65
42	Truck	89	19,922	8	1,472			3	302			3	174
43	Dairy	4,227	5,443,036	737	1,021,654	64	64,529	131	212,488	99	78,487	49	63,938
44	Animal-specialty	2,094	1,897,089	94	88,447	56	27,207	101	109,756	77	34,698	11	7,724
45	Stock-ranch	1,119	4,126,915	35	310,980	33	33,782	53	217,099	72	139,184		
46	Poultry	784	1,219,781	71	116,064	9	8,278	47	76,079	10	11,607	14	15,037
47	Self-sufficing	765	81,055	33	3,753	18	1,900	14	1,540	16	1,394	26	1,928
48	Abnormal	1,651	499,338	116	52,065	22	2,867	66	16,010	57	8,630	51	10,998
	Forest products sold												
49	All types	3,088	669,619	16	3,470	14	3,447	22	4,623	4	392	142	97,579
50	General	676	148,288	7	3,430	3	611	7	977			40	9,218
51	Cash-grain	400	50,995	1	50			8	464	2	220	23	4,727
52	Crop-specialty	153	22,012	1	100							12	1,889
53	Fruit	17	2,439			2	453						
54	Truck	1	130										
55	Dairy	170	23,737	7	1,890	1	400					8	795
56	Animal-specialty	107	12,298			3	753	2	308			3	480
57	Stock-ranch	50	8,573					1	100	2	172		
58	Poultry	23	4,235										
59	Self-sufficing	111	7,953			3	70	1	24			6	495
60	Abnormal	374	381,869			3	1,161	3	2,750			50	79,975
	Farm products used by operator's family												
61	All types	39,837	8,988,116	1,836	447,354	354	104,769	1,453	333,350	777	185,888	485	108,623
62	General	7,182	2,809,605	480	133,072	61	21,641	263	74,550	223	58,904	98	23,753
63	Cash-grain	6,456	1,614,114	136	27,834	16	2,991	515	117,694	133	29,142	110	26,937
64	Crop-specialty	9,237	2,176,297	86	19,439	22	5,509	184	32,657	53	11,000	49	7,589
65	Fruit	1,109	245,788	100	21,624	35	4,422					3	340
66	Truck	173	33,532	21	2,864			7	1,660			6	1,258
67	Dairy	4,310	992,402	737	163,670	64	20,369	130	30,162	99	19,838	49	11,274
68	Animal-specialty	2,226	630,486	96	26,777	33	19,835	109	29,380	79	21,228	13	2,891
69	Stock-ranch	1,041	335,345	11	3,775	37	12,489	35	9,058	78	26,500		
70	Poultry	769	164,511	68	13,004	9	2,000	45	10,812	10	2,027	14	3,250
71	Self-sufficing	1,309	311,611	50	10,982	32	3,162	59	9,744	19	4,518	41	9,057
72	Abnormal	2,495	474,415	151	26,313	30	6,351	105	17,333	83	12,619	162	20,430
	RECEIPTS FROM BOARDERS, LODGERS, ETC.												
73	All types	888	191,255	24	3,972	14	3,025	30	5,546	10	1,891	23	3,999
74	General	206	36,805	6	1,375	3	240	5	1,420	3	327	5	755
75	Cash-grain	176	24,205	1	30	2	368	12	1,889	2	166	8	1,155
76	Crop-specialty	115	17,157					1	600	1	60	4	468
77	Fruit	35	5,246	1	216								
78	Truck	1	35										
79	Dairy	86	17,109	7	1,495	3	200	4	1,104	1	123	2	375
80	Animal-specialty	39	11,341	1	36	3	1,470	3	251	1	25		
81	Stock-ranch	44	10,416			1	12	1	100	1	90		
82	Poultry	33	5,462					2	80				
83	Self-sufficing	44	5,179	2	115	1	370					2	420
84	Abnormal	105	38,509	6	715	1	365	2	102	1	900	4	530

COUNTY TABLE III.—VALUE OF FARM PRODUCTS SOLD, TRADED, OR USED BY OPERATOR'S

[See note, p 127,

	CLASS OF PRODUCT AND TYPE OF FARM (See definitions in Introduction)	BINGHAM		BLAINE		BOISE		BONNER		BONNEVILLE		BOUNDARY		BUTTE	
		Farms reporting	Value	Farms reporting	Value	Farms reporting	Value	Farms reporting	Value	Farms reporting	Value	Farms reporting	Value	Farms reporting	Value
		Number	Dollars	Number	Dollars	Number	Dollars	Number	Dollars	Number	Dollars	Number	Dollars	Number	Dollars
	All products (sold, traded, or used by operator's family)														
1	All types	2,273	7,852,275	368	1,719,460	208	448,502	992	1,183,341	1,631	6,881,738	411	1,066,030	225	1,028 965
2	General	311	640,423	72	145,139	68	91,288	239	284,557	142	433,340	95	135,238	48	94,175
3	Cash-grain	127	175,773	19	35,740	9	15,080	8	25,041	199	807,936	68	633,732	22	36,645
4	Crop-specialty	1,467	4,826,549	86	195,650	17	24,165	102	106 936	972	4,463,367	38	42,749	38	148,153
5	Fruit	3	3,285					10	9,183	3	1,971	3	2,779		
6	Truck	6	6,360												
7	Dairy	82	155,139	31	61,765	10	12,299	188	305,889	39	100,523	50	87,329	26	43,771
8	Animal-specialty	99	667,927	75	402,905	23	59,175	55	90,202	113	971,461	12	18,739	44	152,204
9	Stock ranch	43	716,913	46	854,846	28	195,057	9	42,405	9	58,591			31	530,962
10	Poultry	20	40,742	5	4,149	7	9,400	42	95,806	3	7,470	17	40,357		
11	Self-sufficing	25	9,137	11	4,528	20	10,942	107	43,857	13	4,760	15	6,353		
12	Abnormal	90	410,027	23	14,738	36	28,096	232	159,465	82	32,319	103	97,754	16	23,055
	Crops (incl plants, flowers, etc), sold or traded														
13	All types	2,153	4,553,992	286	297 683	139	81,840	560	205,668	1,470	4,836,989	299	680,612	155	265,574
14	General	300	298 352	65	50,492	51	23,732	164	59,621	141	205,554	79	34,510	35	31,299
15	Cash-grain	99	138,298	19	25,892	9	12,441	8	20,554	199	711,419	68	586 341	20	27,978
16	Crop-specialty	1,467	3,854,000	86	147,452	17	17,549	102	71,531	971	3,674,028	38	32,222	38	120,979
17	Fruit	3	2,632					10	6,639	3	1,656	3	2,130		
18	Truck	6	5,814												
19	Dairy	60	35,028	15	4,576	5	1,161	77	13,296	22	14,021	27	2,982	12	6,342
20	Animal-specialty	83	130,186	57	52,539	15	14,947	31	6,565	96	216,512	7	3,943	29	19 175
21	Stock ranch	18	45,878	23	9,078	14	8,103	4	3,087	8	6,925			13	56,134
22	Poultry	11	6,178	3	401	4	1,033	19	5,472	1	75	11	2,116		
23	Self-sufficing	18	2,148	3	476	8	429	45	3,786	4	435	10	840		
24	Abnormal	60	35,508	15	5,977	16	2,245	100	15,115	26	6,344	56	15,528	8	3,667
	Livestock, sold or traded														
25	All types	1,478	1,714,457	268	980,765	138	194 400	622	199 752	1,088	1,107,450	216	81,846	178	476 994
26	General	259	110,756	63	27,451	48	20,647	202	46,876	137	93,210	72	20,174	40	26,223
27	Cash-grain	50	9,852	8	2,273	5	1,960	3	643	107	43,172	34	13,883	10	3,161
28	Crop-specialty	918	299,003	41	15,220	5	522	23	5,816	670	314,863	9	1,505	23	14,052
29	Fruit							3	275						
30	Truck														
31	Dairy	68	21,731	26	9,899	6	1,497	167	41,792	34	14,458	48	12,654	19	8,788
32	Animal-specialty	97	409,964	75	249,550	23	29,017	53	52,880	113	586,733	12	10,268	44	91,406
33	Stock ranch	39	522,054	39	674,630	26	128,726	9	35,516	7	33,683			31	319,835
34	Poultry	7	1,116	2	650	2	183	26	4,703	2	50	11	1,731		
35	Self-sufficing	3	159	4	430	8	628	48	2,752	6	354	6	605		
36	Abnormal	37	339,822	8	662	15	11,220	88	8,799	12	20,927	24	21,026	9	13,529
	Livestock products, sold or traded														
37	All types	1,602	934,185	302	347,579	150	109,541	761	420,025	1,113	582 476	286	161,089	187	237,610
38	General	273	158,138	71	43,984	54	24,507	221	92,783	143	88,244	90	41,409	45	26,983
39	Cash-grain	53	12,899	13	3,333	5	1,741	4	1,490	89	22,445	38	16,703	14	2,384
40	Crop-specialty	1,007	383,088	56	15,655	8	1,464	37	10,301	702	253,483	13	1,651	22	6,559
41	Fruit	3	453					2	291	1	15	1	75		
42	Truck	1	56												
43	Dairy	82	79,968	31	38,384	10	7,209	188	197,676	39	62,314	60	56,970	26	23,851
44	Animal-specialty	70	101,962	71	77,600	17	7,658	43	15,838	107	132,070	8	1,992	42	32,353
45	Stock ranch	34	144,735	37	160,873	20	49,345	7	1,690	9	15,333			26	142,347
46	Poultry	20	28,347	5	2,938	7	6,345	42	73,435	3	6,450	17	30,614		
47	Self-sufficing	10	969	7	907	11	1,822	77	8,253	8	849	9	908		
48	Abnormal	49	23,570	11	3,935	18	2,450	140	18,289	12	1,273	50	10,767	12	3,133
	Forest products sold														
49	All types	10	1,179	24	3,262	44	7,921	278	102,525	4	1,240	133	55,939	1	72
50	General	3	285	4	399	17	1,866	98	21,757	1	354	49	15,443		
51	Cash-grain	1	4			1	50	2	620			9	2,140		
52	Crop specialty	3	340	6	619	6	1,776	25	3,176	2	745	5	1,380		
53	Fruit							1	178			1	24		
54	Truck														
55	Dairy			5	211	1	17	38	5,883			18	1,394		
56	Animal-specialty	1	42	6	993	2	179	17	2,199			2	120		
57	Stock-ranch			1	1,000	4	1,686	1	60						
58	Poultry			1	15	1	12	6	640			5	1,410		
59	Self sufficing			1	26	5	634	21	1,323	1	141	2	100		
60	Abnormal	2	508			7	1,701	89	66,689			42	23,928	1	72
	Farm products used by operator's family														
61	All types	1,976	448 462	319	89 971	197	62,000	978	235,373	1,345	353,603	359	85,544	205	46,715
62	General	311	72,892	72	22,813	58	20,536	239	63,520	147	45 978	95	23,702	48	9 670
63	Cash grain	83	14,750	15	3,242	8	1,888	7	1,725	136	30,900	53	14,665	18	3,122
64	Crop-specialty	1,278	290,118	66	15,704	14	2,854	90	16,112	869	220,248	35	5,991	33	6,563
65	Fruit	2	200					9	1,800	2	300	3	550		
66	Truck	4	490												
67	Dairy	82	18,412	31	8,695	10	2,415	188	47,242	37	9 730	60	13,329	26	4,790
68	Animal-specialty	88	25,773	73	22,223	21	7,374	55	13 020	108	36,146	11	2,416	40	9,270
69	Stock-ranch	17	4,246	31	9,255	25	7,197	8	2,052	6	2,650			28	12,646
70	Poultry	20	5 101	4	175	7	1,827	42	11 536	3	805	17	4,486		
71	Self-sufficing	25	5,861	11	2,690	20	7,429	107	27,743	13	2,981	15	3,900		
72	Abnormal	66	10,619	16	4,164	34	10,480	227	50,573	22	3,775	95	16,505	12	2,654
	RECEIPTS FROM BOARDERS, LODGERS, ETC														
73	All types	97	5,785	13	1,730	15	7,631	46	11 688	22	4,352	10	1,470	4	837
74	General	7	1,806	2	145	4	2,085	14	2,521	3	725	3	160		
75	Cash-grain			1	230			1	10	4	305	2	160		
76	Crop-specialty	13	2,142					3	245	11	2,162				
77	Fruit														
78	Truck														
79	Dairy	2	440			1	150	4	1,165	1	5	1	50	1	140
80	Animal-specialty	1	96	9	1,302	2	350	4	1,047					1	122
81	Stock-ranch	2	101	1	43					1	385			1	75
82	Poultry	1	900					1	270			1	200		
83	Self-sufficing					1	72	7	865						
84	Abnormal	1	300			7	4,974	14	5,565	2	770	3	900	1	300

FAMILY; AND RECEIPTS FROM BOARDERS, ETC., 1929, BY TYPE OF FARM—Continued

beginning of this table]

CAMAS		CANYON		CARIBOU		CASSIA		CLARK		CLEARWATER		CUSTER		ELMORE		FRANKLIN		
Farms reporting	Value	Farms reporting	Value	Farms reporting	Value	Farms reporting	Value	Farms reporting	Value	Farms reporting	Value	Farms reporting	Value	Farms reporting	Value	Farms reporting	Value	
Number	Dollars	Number	Dollars	Number	Dollars	Number	Dollars	Number	Dollars	Number	Dollars	Number	Dollars	Number	Dollars	Number	Dollars	
243	837,912	3,217	10,510,762	348	1,321 487	1,380	5,215,468	121	1,052,634	477	650,745	330	1,216,759	311	1,079,339	1,117	3,153,914	1
24	63,839	912	2,422,040	22	40,327	228	482,687	14	28,381	102	129,000	70	130,618	63	149,279	208	523,730	2
144	555,344	367	907,440	93	253,647	140	371,716	6	5,510	103	239,140			26	82,269	194	551,407	3
11	15,187	500	1,864,135	14	18,933	658	2,810,235	39	90,144	63	75,454	47	90,556	55	143,467	304	892,752	4
		143	957,338							4	6,687			5	9,441	4	7,267	5
		54	214,289															6
15	35,063	783	1,727,592	32	80,184	79	166 690	14	29,278	33	51,200	27	60,555	35	65,736	185	443,831	7
10	60,423	147	662,371	9	27,963	84	537 513	13	23,232	22	34,243	43	123,125	24	113,378	47	258,510	8
17	108,111	25	871,872	119	881,234	105	729,390	25	869,351	6	12,488	87	778,657	41	461,347	13	164,638	9
4	2,690	117	805,030			18	26,557			5	8,685			13	35,664	59	141,057	10
7	3,472	32	13,259	3	2,178	18	7,906	5	2,624	55	17,675	13	6,915	11	3,697	14	6,797	11
11	3,783	137	565,896	51	17,021	50	82,774	5	4,114	84	76,173	43	26,333	38	15,061	39	163,725	12
209	526,123	2,772	4,669,913	213	281,585	1,244	2,849,268	93	105,561	398	316,610	202	149,144	251	317,306	1,019	1,497,067	13
21	17,385	876	1,057 578	20	14,995	210	188,367	14	10,029	94	44,519	63	36,042	59	61,561	196	208,292	14
143	464,591	367	649,285	89	205,937	138	301,232	6	4,720	103	185,156			26	68,095	194	390,725	15
11	11,504	500	1,471,591	14	12,671	658	2,180,261	39	80,672	63	53,580	47	71,964	55	115,637	304	655,846	16
		143	847,819							4	4,511			5	8,916	4	5,316	17
		54	191,461															18
8	5,406	532	235,795	15	9,681	53	24,179	4	326	21	3,279	14	6,728	26	7,833	157	117,919	19
7	8,477	180	141,263	8	4,078	68	92,886	7	2,235	17	6,758	22	7,176	18	11,684	45	49,088	20
8	16,174	9	8,813	35	24,840	65	46,524	17	6,169	5	1,492	87	21,962	18	28,764	7	15,039	21
2	600	75	27,907			11	3,615			4	520			9	5,989	42	24,677	22
3	337	12	1,076	1	200	6	946	2	120	28	2,419	4	674	8	965	4	662	23
6	1,649	74	87,325	31	9,153	35	11,258	4	1,290	59	14,370	15	4,598	27	7,862	66	29,503	24
140	155,933	2,370	3,349,277	298	633,117	1,099	1,890,604	69	686,387	261	77,084	244	698,565	174	426,325	808	629,822	25
17	11,948	804	431,522	22	9,516	209	91,239	11	4,265	77	20,415	58	26,571	48	24,138	189	90,365	26
67	26,031	216	63,219	45	15,996	71	21,841			61	15,512			8	6,312	114	37,825	27
6	447	264	121,278	5	1,646	475	242,980	5	940	22	4,133	12	2,517	23	7,812	178	47,758	28
		81	31,370							3	585					3	320	29
		14	2,819															30
15	8,757	649	287,764	27	14,442	69	27 552	14	5,403	28	6,529	22	11,613	27	10,699	172	68,247	31
10	38,587	146	368,099	9	13 585	83	336,665	13	11,362	22	18,523	43	77,385	22	83,904	47	150,665	32
17	69,357	23	564,527	102	575,679	87	521,095	20	663,940	6	8,899	86	575,348	32	291,332	12	120,502	33
2	161	62	19,770			6	453			2	177			5	1,522	44	8,472	34
3	320	7	519	2	51	5	442	3	227	18	1,163	8	350	3	80	7	566	35
3	275	84	451,390	16	2,202	24	48,337	3	250	22	1,148	20	4,781	6	526	36	105,102	36
180	108,875	2,866	3,752,184	231	348,931	1,117	771,538	81	238,005	302	109,603	255	269,697	211	274,461	908	794,956	37
23	16,971	892	672,432	22	9,355	223	136,833	14	8,282	88	29,152	69	42,483	60	47,312	204	166,184	38
98	35,575	285	121,236	59	14,772	88	20,566	1	400	60	12,119			10	3,731	130	84,881	39
6	1,567	364	161,729	4	1,850	509	257,158	13	2,892	32	6,253	22	6,206	31	10,166	224	133,255	40
		107	49,908							2	463			1	75	4	1,118	41
		24	10,900															42
15	17,327	783	1,033,872	32	45,837	79	95,141	14	17,850	33	32,701	27	32,941	35	38,616	185	217,802	43
10	10,211	140	117,689	8	7,480	81	86,270	12	5,005	17	3,809	38	25,188	18	13,102	44	47,303	44
15	19,072	25	295,289	83	266,939	74	138,398	19	191,577	4	832	71	146,556	21	134,336	9	26,579	45
4	1,638	117	231,091			18	19,202			5	6,802			13	25,003	59	97,292	46
6	610	19	3,217	3	499	12	1,718	5	557	28	1,508	10	2,336	7	297	7	1,018	47
3	904	110	54,621	20	2,199	33	16,255	3	1,442	33	8,964	18	6,915	15	1,828	42	19,524	48
3	658	14	3,175	6	614	3	669			135	67,589	13	1,848	8	594	1	12	49
1	175	4	959	1	75					50	9,570	6	1,063	1	100			50
1	300			1	402	1	150			23	4,101							51
						2	219			12	1,636	1	13	1	360			52
		1	60							1	227							53
		1	130															54
		4	357	1	96					7	965	1	8	1	41			55
		4	669							4	222	1	40	3	93			56
				2	41							3	404					57
										1	20							58
1	80									9	457							59
										28	40,384	1	300			1	12	60
214	61,498	2,990	744,213	206	67,940	1,237	303,639	96	38,681	442	96,868	297	104,575	286	60,653	961	231 357	61
24	7,360	898	259,549	22	6,386	228	66,248	14	5,805	101	25,344	70	24,439	63	16,168	208	58,889	62
125	28,797	307	73,700	62	16,540	114	27 927	4	390	94	22,252			19	4,131	142	37,976	63
9	1,669	429	109,537	9	2,766	585	129,617	20	5,640	51	9,852	34	9,854	45	9,492	237	56,893	64
		134	28,161							4	901			3	450	3	513	65
		48	8,979															66
15	3,573	772	169,804	30	10,138	79	19,818	14	5,600	33	7,726	27	9,265	35	8,547	185	39,363	67
10	3,145	137	34,451	9	2,820	79	21 602	13	4,630	22	4,931	40	13,336	23	4,595	42	11,454	68
14	8,508	13	2,743	50	13,735	71	33,376	20	7,665	6	1,265	81	34,387	27	6,915	8	2,518	69
3	291	113	26,262			15	3,287			5	1,166			13	2,150	59	10,616	70
7	2,125	32	8,447	3	1,428	18	4,800	5	1,720	55	12,126	13	3,555	11	2,355	14	4,551	71
7	955	126	22,560	17	2,437	45	6,924	5	1,132	71	11,301	32	9,739	27	4,850	63	9,584	72
13	2,134	37	4,478	11	2,908	16	2,058	3	380	27	5,150	18	10,727	7	1,555	37	4,068	73
2	467	11	1,114	2	215	4	337			6	658	2	302	1	225	5	631	74
5	596			1	30	2	134			5	665					5	1,209	75
1	140	6	509			7	1,162	1	75	4	597	3	365	1	300	5	314	76
		2	235															77
																		78
		9	565	2	30	1	360	1	380	4	815	2	535	1	500	6	1,241	79
2	202	4	1,027	1	200					1	1,300			1	350	1	320	80
3	690	1	32	4	1,769	1	75	1	45			5	3,770	1	100			81
1	19	2	590											1	160	6	840	82
										1	60			1	30	1	3	83
		2	320	1	12					4	1,135	6	14,665			2	110	84

COUNTY TABLE III.—VALUE OF FARM PRODUCTS SOLD, TRADED, OR USED BY OPERATOR'S

[See note, p 127.

	CLASS OF PRODUCT AND TYPE OF FARM (See definitions in Introduction)	FREMONT		GEM		GOODING		IDAHO		JEFFERSON		JEROME		KOOTENAI	
		Farms reporting	Value	Farms reporting	Value	Farms reporting	Value	Farms reporting	Value	Farms reporting	Value	Farms reporting	Value	Farms reporting	Value
	All products (sold, traded, or used by operator's family)	*Number*	*Dollars*	*Number*	*Dollars*	*Number*	*Dollars*	*Number*	*Dollars*	*Number*	*Dollars*	*Number*	*Dollars*	*Number*	*Dollars*
1	All types	1,034	3,565,148	732	2,401,217	875	3,438,721	1,319	4,398,207	1,062	3,018,480	968	5,389,914	1,322	1,995,018
2	General	129	320,022	176	414,724	229	567,203	208	249,876	233	512,928	115	356,593	202	323,270
3	Cash grain	381	1,087,875	37	90,109	63	131,382	638	2,877,983	71	177,109	114	351,379	224	608,897
4	Crop-specialty	348	1,561,614	65	224,579	249	909,209	23	28,004	595	1,772,330	634	3,984,865	55	101,913
5	Fruit			90	660,193	16	66,785					7	81,159	109	168,681
6	Truck			6	16,564	6	10,424			4	5,079			8	8 532
7	Dairy	34	102,603	130	264,603	109	259,121	28	44,152	41	67,085	24	47,006	202	408,652
8	Animal-specialty	33	238,787	44	174,374	105	540,998	112	335,611	42	269,644	33	198,041	29	44,720
9	Stock ranch	50	177,927	33	453,584	16	785,700	103	678,865	5	18,190	8	235,046		
10	Poultry			30	57,337	23	45 271	16	23,969			8	26,280	67	142,087
11	Self sufficing	14	6,595	24	8,290	13	5,098	97	33,381	34	12,969	7	2,441	162	55,555
12	Abnormal	45	39,725	97	36,860	46	115,521	94	66,646	37	183,086	18	8,103	214	142,711
	Crops (incl plants, flowers, etc), sold or traded														
13	All types	985	2,563,729	566	1,120,977	753	1,232,591	1,078	2,357,335	1,011	1,854,885	938	4,113,452	1,032	878 335
14	General	121	149,477	159	154,627	222	231,667	173	65,645	229	247,656	113	190 134	207	110,222
15	Cash grain	376	925,102	37	66,709	63	99,866	634	2,153,941	71	144,843	114	280,658	223	482 355
16	Crop-specialty	348	1,383,366	65	188,043	249	712,599	23	18,087	595	1,365,890	634	3,494,752	55	79,314
17	Fruit			89	615,459	16	58,026					7	73,720	109	122,709
18	Truck			6	15,374	6	7,744			4	4,341			8	7,019
19	Dairy	27	25,522	72	27,735	71	34,474	15	2,198	29	12,742	14	6,007	118	25 009
20	Animal-specialty	28	56,547	26	23,519	73	66,009	79	76,257	35	62,303	30	47,157	15	3,808
21	Stock-ranch	41	8,493	16	8,985	7	6,393	46	21,115	1	500	4	16,536		
22	Poultry			22	7,944	16	3,644	9	2,766			7	1,439	45	13,573
23	Self-sufficing	11	1,954	12	1,022	9	1,154	46	3,278	25	2,691	3	707	107	9,048
24	Abnormal	33	13,278	62	11,560	23	11,015	53	14,048	22	13,919	12	2,332	145	24,278
	Livestock, sold or traded														
25	All types	557	458,778	468	880,295	599	1,188,638	981	1,129,500	778	551,207	619	543,222	727	166,875
26	General	111	63,187	151	72,081	198	101,419	162	51,451	216	94,393	105	65,539	187	44,921
27	Cash grain	168	50,940	15	4,539	19	7,190	501	359,287	35	6,642	61	23,285	136	27,823
28	Crop-specialty	184	65,973	29	6,804	120	51,711	11	3,559	420	130,518	362	161,394	19	5 513
29	Fruit			30	5,557	5	1,896					3	1,200	37	4,631
30	Truck			1	50	1	40			2	100			2	89
31	Dairy	31	14,263	108	54,775	98	40,674	20	5,145	30	10,079	18	7,449	164	46,112
32	Animal-specialty	33	136,294	44	105,404	105	331,484	112	190,950	42	138,340	33	103,957	29	22,184
33	Stock ranch	14	124,944	33	323,925	15	562,659	103	505,594	4	9,499	8	179,591		
34	Poultry			18	3,611	12	3,133	11	3,663			3	238	32	3 566
35	Self-sufficing	4	175	5	655	2	250	26	2,391	16	982			47	3,701
36	Abnormal	12	3,002	34	2,894	17	88,182	35	7,460	13	160,654	6	569	74	8,135
	Livestock products, sold or traded														
37	All types	639	343,049	576	517,425	739	815,850	1,006	416,859	846	376,799	773	417,360	992	579,317
38	General	121	71,268	171	132,608	224	170,379	175	49,086	225	109,168	110	73,793	230	85,054
39	Cash-grain	193	52 610	21	11,963	37	12,729	518	169,959	45	12,964	77	27,791	158	46,653
40	Crop specialty	219	69,926	36	14,273	173	92,735	11	1,244	449	146,601	493	184,270	26	6,840
41	Fruit			52	18,428	9	5,403					5	3,964	78	14,239
42	Truck			2	71	2	1,490			1	2			4	249
43	Dairy	34	53,313	130	149,641	100	157,266	26	28,616	41	35 376	24	28,224	202	280,219
44	Animal specialty	30	36,521	38	32,107	99	117,203	89	31,112	38	59,038	32	38,360	26	11,910
45	Stock-ranch	13	41,918	29	108,208	15	213,442	75	113,829	3	7,689	8	36,519		
46	Poultry			30	40,814	23	33,734	16	13,691			8	21,703	67	109,714
47	Self-sufficing	8	636	13	1,261	7	1,074	44	3,525	20	1,799	4	524	88	7,768
48	Abnormal	21	16,857	54	7,991	31	10,195	50	5,803	24	4,162	12	2,212	113	16,671
	Forest products sold														
49	All types	9	2,314	6	801	5	1,752	286	55,374	31	2,396	3	222	273	90 635
50	General			1	145	4	1,550	87	18 372	10	907			95	19,244
51	Cash grain	7	1,264					104	9,659	2	418			27	4,379
52	Crop specialty							5	379	17	1 186	3	222	13	1,617
53	Fruit													3	414
54	Truck														
55	Dairy	1	150					4	232	1	100			41	7,364
56	Animal-specialty			2	224	1	202	24	2,287					5	639
57	Stock-ranch			2	420			13	917						
58	Poultry							1	25					5	1,918
59	Self sufficing							15	965					22	1 546
60	Abnormal	1	800	1	12			33	22,538	1	85			62	53,514
	Farm products used by operator's family														
61	All types	806	197,278	683	181,719	804	200,090	1,237	379,139	973	232 893	886	215,588	1,285	279,856
62	General	128	30,090	176	55,263	227	62,188	208	65,322	233	60,804	115	27,137	202	63 829
63	Cash grain	256	57,859	32	6,898	50	11,597	586	185,137	56	12,302	88	19,645	207	42,687
64	Crop specialty	305	72,359	54	15,456	210	52,164	20	4,735	533	128,135	584	144,158	49	8 629
65	Fruit			76	20,749	16	3,460					7	2,265	108	20,488
66	Truck			5	1,069	5	1,150			4	636			8	1,175
67	Dairy	34	9,355	120	32,452	109	26,707	28	7,967	41	8,788	24	5,326	202	49,948
68	Animal-specialty	32	9,425	43	13,120	103	26,100	108	35,005	39	9,963	33	8,567	29	6,179
69	Stock ranch	7	2,572	32	11,986	10	3,215	90	37,410	2	502	7	2,400		
70	Poultry			29	4,968	23	4,760	16	3 544			8	1,900	67	18 316
71	Self-sufficing	14	3,830	24	5,352	13	2,620	97	23,222	34	7,497	7	1 210	162	33 492
72	Abnormal	30	5,788	82	14,403	37	6,129	84	16,797	31	4 266	13	2,990	201	40 113
	RECEIPTS FROM BOARDERS, LODGERS, ETC														
73	All types	10	5,679	9	3,207	5	910	62	9 557	6	741	19	3,339	53	8,091
74	General	1	9	8	120	1	200	11	2,110	3	521	2	425	13	2,268
75	Cash grain			1	162	1	110	27	4,193					4	410
76	Crop-specialty	2	500			2	375	2	250	2	195	17	2,914	1	60
77	Fruit			1	100									4	226
78	Truck														
79	Dairy					1	125							15	2,638
80	Animal-specialty	1	70	1	75			2	275					1	25
81	Stock ranch			1	100			12	1,844						
82	Poultry							2	440					2	580
83	Self-sufficing	1	300					3	195					6	861
84	Abnormal	5	4,800	2	2,650			3	250	1	25			7	1,026

FAMILY; AND RECEIPTS FROM BOARDERS, ETC., 1929, BY TYPE OF FARM—Continued

beginning of this table]

LATAH		LEMHI		LEWIS		LINCOLN		MADISON		MINIDOKA		NEZ PERCE		ONEIDA		OWYHEE		
Farms reporting	Value	Farms reporting	Value	Farms reporting	Value	Farms reporting	Value	Farms reporting	Value	Farms reporting	Value	Farms reporting	Value	Farms reporting	Value	Farms reporting	Value	
Number	*Dollars*	*Number*	*Dollars*	*Number*	*Dollars*	*Number*	*Dollars*	*Number*	*Dollars*	*Number*	*Dollars*	*Number*	*Dollars*	*Number*	*Dollars*	*Number*	*Dollars*	
1,664	4,687,214	509	2,131,710	585	2,385,404	307	1,315,968	1,029	3,114,687	1,000	3,438,250	1,269	4,151,919	746	2,916,086	704	2,986,303	1
309	537,250	114	226,682	48	64,885	73	154,329	152	344,894	121	280,714	183	297,744	107	244,446	96	257,740	2
849	3,394,716	11	31,874	436	2,149,850	60	125,894	312	1,057,091	25	41,042	545	2,772,829	427	1,265,505	71	260,475	3
114	283,386	82	239,821	13	29,025	27	82,105	418	1,377,392	681	2,387,940	66	164,364	65	143,456	211	679,170	4
28	57,497							4	6,812	5	12,628	117	259,091			18	59,446	5
8	7,879	3	6,788							3	5,969	24	45,322					6
85	160,018	36	62,743	21	30,285	50	109,604	42	73,911	66	141,054	52	118,852	29	64,583	20	38,361	7
22	60,819	132	707,518	17	42,735	62	245,434	26	119,397	36	198,619	43	115,455	46	207,613	45	201,840	8
		60	705,300	5	18,200	15	565,446	15	105,333	17	287,348	27	240,200	28	244,030	147	1,407,536	9
12	19,852			6	8,557	11	24,666	4	9,988	11	20,059	20	39,550	8	10,641	17	22,602	10
101	37,903	33	14,567	18	7,111			6	1,868	3	1,060	78	28,670	9	3,236	13	8,671	11
136	128,364	38	136,417	23	14,756	9	8,490	50	18,001	32	61,817	114	69,142	27	32,576	66	55,402	12
1,474	3,337,134	376	432,767	531	1,900,762	244	236,642	991	2,376,413	955	2,090,771	1,109	3,879,347	699	1,320,805	680	1,068,436	13
283	226,701	102	77,200	41	21,878	64	49,035	149	182,951	116	106,347	160	116,207	95	102,466	90	121,750	14
847	2,777,986	11	28,616	436	1,839,553	60	80,065	311	975,269	25	33,178	540	2,275,402	426	1,029,268	71	194,814	15
114	230,634	82	187,534	12	23,041	27	60,645	418	1,141,460	681	1,829,168	66	133,298	65	101,382	211	569,736	16
28	46,821							4	6,260	5	9,011	117	217,922			18	49,185	17
8	6,118	3	5,294							3	5,499	24	37,703					18
55	18,804	19	6,150	9	1,829	31	12,196	35	18,075	52	32,225	30	27,548	24	14,648	13	5,074	19
16	12,819	96	74,044	12	8,809	44	21,578	21	28,421	31	36,035	30	21,766	40	43,867	28	27,210	20
		26	37,611	1	545	7	8,548	10	11,984	7	20,919	9	19,766	14	21,722	74	81,838	21
11	1,457			3	839	8	2,945	3	2,899	7	4,919	14	5,659	5	1,696	11	4,100	22
37	2,793	19	2,052	7	743			3	185	2	175	37	2,849	5	281	5	855	23
75	13,501	18	3,366	10	3,515	3	1,630	37	8,909	26	13,295	82	21,227	18	5,475	39	13,874	24
1,079	338,361	377	1,115,848	400	184,006	257	631,717	500	288,934	674	601,752	828	570,276	496	434,965	464	1,274,687	25
250	75,076	97	40,261	31	10,061	67	38,455	124	51,763	109	52,808	155	51,955	99	45,638	85	52,675	26
571	191,452	4	556	300	122,508	43	17,557	73	23,463	12	1,585	413	218,376	250	68,283	47	32,440	27
52	16,198	84	20,605	7	2,569	12	6,995	224	63,828	421	167,955	28	8,423	33	13,036	97	31,122	28
10	1,516									3	1,015	30	3,837			10	1,387	29
4	227	2	145							1	24	6	669					30
62	15,718	33	8,522	20	5,046	46	26,293	31	7,335	57	22,210	41	11,668	27	8,271	18	6,030	31
22	38,968	132	429,482	17	26,544	62	135,752	26	61,849	35	132,216	43	71,458	46	118,804	45	146,784	32
		52	546,765	5	15,630	15	401,493	12	59,665	15	183,069	25	189,099	28	158,694	127	978,169	33
6	726			8	423	5	1,291	1	200	7	1,317	11	1,549	1	60	4	936	34
42	3,110	11	825	7	584					1	72	35	2,507	4	205	6	241	35
53	48,375	12	68,688	10	641	7	3,881	9	781	13	39,481	41	10,735	8	21,974	25	29,903	36
1,388	469,419	400	439,541	437	128,915	275	367,071	608	282,899	846	562,464	953	374,889	535	307,839	453	503,410	37
289	117,509	105	68,755	41	19,518	73	47,148	144	69,736	120	93,891	165	72,809	106	65,194	91	53,765	38
712	162,338	2	1,053	324	78,051	45	15,467	85	22,331	15	3,379	437	128,024	268	84,904	53	15,816	39
69	12,593	46	16,338	7	1,168	16	9,494	262	89,312	553	265,117	41	8,172	39	18,170	125	39,274	40
18	3,910							1	52	4	2,002	60	13,130			12	4,048	41
5	469	2	629							1	46	13	1,434					42
85	103,512	36	37,765	21	17,019	50	57,575	42	38,258	66	74,480	52	67,006	29	35,439	20	22,573	43
18	3,146	127	155,518	14	3,107	61	68,199	22	22,251	35	24,465	38	11,006	41	34,244	29	18,891	44
		49	104,498	2	828	15	150,014	12	81,431	16	81,560	19	25,290	22	57,401	75	327,836	45
12	14,069			6	6,205	11	18,030	4	5,624	11	12,231	20	27,664	8	8,031	17	15,261	46
68	6,829	16	2,491	12	1,296			3	458	3	173	45	3,749	9	980	6	446	47
90	16,044	17	52,499	10	1,738	4	1,144	27	3,446	22	5,120	63	16,598	13	3,469	25	6,500	48
232	67,889	36	8,583	56	11,636			12	1,431	3	450	87	12,754	5	993	10	500	49
113	25,007	12	1,278	6	1,515			4	707			18	3,813	1	45	1	90	50
91	11,182			37	4,187			1	35			45	4,913	3	752			51
11	1,181	1	19	1	100			6	594	2	450	6	1,352	1	125	4	255	52
4	249											1	275					53
																		54
8	1,075	2	64	3	961							3	275					55
4	315	11	1,167	3	571							4	425					56
		6	963	1	27							2	162			5	155	57
1	200							1	15									58
15	1,439	1	8	1	100							3	205					59
35	97,241	3	5,085	4	4,175							5	1,334					60
1,393	433,411	449	144,971	542	140,095	286	80,538	781	185,010	918	189,813	1,211	313,960	636	151,562	576	139,270	61
307	92,987	113	39,168	46	11,913	73	19,691	150	39,647	121	27,668	183	52,960	107	31,103	95	29,460	62
808	231,758	7	1,650	400	108,551	57	12,805	172	35,993	19	2,900	514	146,114	346	82,298	68	17,405	63
95	22,780	87	16,325	11	2,157	18	4,971	338	82,208	622	125,250	62	13,119	49	10,743	166	38,783	64
28	5,501							2	500	4	600	112	23,927			15	4,826	65
8	1,065	3	720							2	400	23	5,516					66
53	20,914	36	10,242	21	5,430	50	13,540	42	10,193	66	12,139	52	12,355	29	6,226	20	4,694	67
20	5,071	128	46,412	17	3,704	61	19,905	24	6,876	34	5,903	42	10,800	43	10,696	39	8,965	68
		42	15,464	4	1,175	8	5,391	9	2,253	8	1,800	23	5,883	30	6,213	106	24,538	69
12	3,400			5	1,090	11	2,400	4	1,250	11	1,592	20	4,678	7	854	17	2,305	70
101	23,732	33	9,191	18	4,358			6	1,225	3	640	78	19,360	9	1,770	13	2,129	71
129	26,203	30	6,779	20	4,687	8	1,535	34	4,865	28	3,921	103	19,248	16	1,658	37	6,185	72
60	7,458	39	12,173	25	3,409	5	1,045	4	423	8	903	57	9,540	8	1,943	13	3,296	73
20	2,777	9	2,099	5	638	3	535	1	200	1	450	9	924	1	200	4	542	74
35	3,419			18	2,611					2	64	22	3,050	6	843			75
2	63	3	340					3	283	3	336	2	660			5	707	76
1	270											6	2,422			1	29	77
																		78
3	435	3	175	1	140							3	634					79
		6	834			1	270					2	195					80
						1	240					1	100	1	200	1	55	81
												1	100					82
3	192	4	75	1	30							5	613					83
6	397	4	8,650							2	55	6	843			3	1,902	84

COUNTY TABLE III.—VALUE OF FARM PRODUCTS SOLD, TRADED, OR USED BY OPERATOR'S FAMILY, AND RECEIPTS FROM BOARDERS, ETC, 1929, BY TYPE OF FARM—Continued

[See note, p 127, beginning of this table]

	CLASS OF PRODUCT AND TYPE OF FARM (See definitions in Introduction)	FAYETTE		FOWER		SHOSHONE		TETON		TWIN FALLS		VALLEY		WASHINGTON	
		Farms reporting	Value	Farms reporting	Value	Farms reporting	Value	Farms reporting	Value	Farms reporting	Value	Farms reporting	Value	Farms reporting	Value
	All products (sold, traded, or used by operator's family)	Number	Dollars	Number	Dollars	Number	Dollars	Number	Dollars	Number	Dollars	Number	Dollars	Number	Dollars
1	All types	779	2,770,235	558	1,848,024	169	360,235	460	1,294,130	2,745	15,150,450	281	606,399	994	3,008,342
2	General	139	255,942	65	128,220	38	41,219	78	143,090	300	775,456	76	139,272	232	498,554
3	Cash grain	34	75,679	363	1,229,570			140	418,189	149	441,640	48	54,120	154	333,059
4	Crop-specialty	40	98,800	45	103,592	18	28,489	72	210,428	1,756	10,880,997	25	46,187	76	165,738
5	Fruit	324	1,651,527							111	905,881			72	463,244
6	Truck	8	13,961			5	11,179			15	46,522			3	7,224
7	Dairy	107	228,864	27	70,422	34	205,329	64	137,252	130	335,768	37	77,591	140	253,790
8	Animal-specialty	44	293,621	15	41,102			74	335,710	80	810,483	15	45,275	91	396 879
9	Stock-ranch	7	99,202	28	165,077			7	35,541	31	330,352	21	145,620	72	795,347
10	Poultry	14	27,242	4	5,220	8	18,433			36	99,859			28	43,231
11	Self-sufficing	13	4,279	5	1,846	22	12,826	8	2,354	35	15,264	21	8,372	43	17,376
12	Abnormal	49	23,318	6	2,885	44	42,760	17	11,566	102	499,238	38	59,962	83	63,900
	Crops (incl plants, flowers, etc), sold or traded														
13	All types	705	1,777,188	500	1,317 680	110	45,719	397	636,426	2,589	11,190,664	221	182,716	747	1,044,091
14	General	127	94,818	57	49,507	30	8,733	71	54 574	283	391,002	73	52,866	206	168,847
15	Cash grain	34	55,283	353	1,159,066			140	355,664	149	371,108	48	58,678	141	227,580
16	Crop-specialty	40	83,183	45	79,937	18	17,696	72	159,878	1,756	9,227,018	25	39,226	76	121,709
17	Fruit	323	1,438,086							111	835 699			72	405,812
18	Truck	8	11,771			5	9,673			15	42,059			3	4,420
19	Dairy	85	35,875	16	4,098	8	940	45	21,358	87	70,668	22	9,764	82	29 911
20	Animal-specialty	41	47,120	10	10,992			52	39,207	65	199,137	12	8,156	67	51,973
21	Stock-ranch	4	2,629	8	12,032			2	467	11	9,170	12	7,572	31	14,016
22	Poultry	10	2,468	2	864	5	840			25	19 918			14	6,759
23	Self-sufficing	5	439	4	307	15	2,424	4	547	18	1 982	13	1,292	16	1,934
24	Abnormal	28	5,511	5	877	29	5,413	11	4,733	69	22,903	16	5,162	39	11,131
	Livestock, sold or traded														
25	All types	515	457,004	332	208,978	91	29,159	330	285,012	1,659	1,901,014	167	192,993	714	1,002,209
26	General	116	51,607	55	26,003	27	6,979	71	27,176	237	105,482	65	21,213	213	103,723
27	Cash-grain	10	7,012	182	48,389			67	15,446	52	10 591	22	5,013	83	30,984
28	Crop-specialty	10	4,197	24	6,589	8	1,920	44	13,037	1,063	513,568	9	842	37	12,349
29	Fruit	191	56,159							38	15,630			44	20,576
30	Truck	2	353			1	35			3	182			2	1,250
31	Dairy	97	47,520	23	13,802	26	7,430	57	25,963	96	32,057	25	10 482	124	47,996
32	Animal-specialty	44	212,143	15	22,611			74	182,519	80	520,336	15	26,860	91	218,877
33	Stock ranch	7	73,423	28	90,288			6	19,965	27	262 437	17	116,117	61	538,515
34	Poultry	10	1,538	1	255	5	853			19	4,232			12	841
35	Self-sufficing	6	224	1	45	7	655	3	125	13	966	5	401	8	805
36	Abnormal	22	2,853	3	996	17	11,287	8	781	29	435,533	9	13,065	39	26,293
	Livestock products, sold or traded														
37	All types	625	376 091	391	219 811	119	220,795	360	269 860	2,268	1,434,496	189	121,306	836	722,461
38	General	133	75,210	59	35,383	31	9,341	77	40,033	293	205 598	72	35,168	223	156,451
39	Cash-grain	18	5,756	235	61,128			75	20,732	90	34 994	26	10,649	115	46,394
40	Crop-specialty	16	6 143	25	9,008	9	2,878	56	23,979	1,448	722 667	8	2,190	50	17,810
41	Fruit	243	93,713							85	31,143			55	20,083
42	Truck	3	622			2	30			9	1,322			3	654
43	Dairy	107	119,165	27	45,947	34	187,417	64	75,491	130	205,004	37	45,748	140	138,423
44	Animal specialty	38	24,266	12	4,914			73	91,013	70	80,481	12	7,168	86	68,624
45	Stock-ranch	7	22,126	23	59,768			6	13,584	18	54,830	12	14,528	53	226,648
46	Poultry	14	20,922	4	3,207	8	14,215			36	68 322			28	20,192
47	Self-sufficing	9	1,141	3	375	15	1,837	2	90	25	3,981	8	994	31	3,645
48	Abnormal	37	6,957	3	81	20	5,007	7	4,638	62	26,154	13	4,861	52	13,537
	Forest products sold														
49	All types	7	1,435	3	442	28	13,837	8	507	6	1,424	43	36 491	12	3,056
50	General	2	660			12	3,292	3	388			11	2,988	4	1,895
51	Cash-grain			2	317			3	69			4	475	1	17
52	Crop-specialty					2	845			5	1,374				
53	Fruit	3	560												
54	Truck														
55	Dairy	2	215	1	125	4	260	1	15	1	50	6	794		
56	Animal-specialty							1	35			1	45	3	290
57	Stock ranch											5	2,430	2	37
58	Poultry					1	70								
59	Self-sufficing					2	140					3	201		
60	Abnormal					7	9,230					13	29,558	2	817
	Farm products used by operator's family														
61	All types	717	158,592	494	101,113	167	50,795	430	103,623	2,556	622 852	244	78,893	882	236,525
62	General	139	33,547	65	17,327	38	12,874	78	20 919	299	73,374	76	27,037	230	67,638
63	Cash grain	27	5,628	299	60,670			121	26,278	117	24 947	33	9 305	121	28,084
64	Crop-specialty	30	5 277	32	8,058	17	5,150	67	13,534	1,644	416 370	18	3,929	58	13,870
65	Fruit	293	63,009							105	23 409			63	16,773
66	Truck	6	1,215			5	1,441			14	2,959			3	900
67	Dairy	106	25,889	27	6,450	34	9,262	64	14,425	130	27,979	37	10 803	140	37,460
68	Animal-specialty	43	10,092	13	2,675			74	22 936	73	19 529	15	4,046	87	27 115
69	Stock ranch	4	1,019	14	2,989			5	1,525	20	3,916	15	4,973	48	16,132
70	Poultry	14	2 344	4	894	8	2 455			36	7 387			28	5 439
71	Self-sufficing	13	2 475	5	1,119	22	7,770	8	1,892	35	8,336	21	5,484	43	10 992
72	Abnormal	42	7,997	5	931	43	11,823	13	1 414	83	14,648	29	7 316	61	12,122
	RECEIPTS FROM BOARDERS, LODGERS, ETC.														
73	All types	13	2,558	14	2,009	11	2,791	7	2,577	93	6,570	12	6,295	31	3,831
74	General	5	1,166	4	551	5	975	3	1,765	4	1,445	2	495	8	712
75	Cash-grain			8	1,136			1	400			4	290	6	560
76	Crop-specialty							1	10	9	1,225			1	150
77	Fruit	4	1,012							2	355			3	390
78	Truck													1	35
79	Dairy	1	100	1	240	1	700	2	402			1	1,500	3	550
80	Animal-specialty									2	655			6	854
81	Stock-ranch									1	20	2	360	1	200
82	Poultry	2	238			1	250			1	720			1	75
83	Self-sufficing	1	72			2	206					1	500	1	210
84	Abnormal			1	75	2	650			4	2,150	2	3,150	2	95

COUNTY TABLE IV.—SPECIFIED LIVESTOCK, 1930, AND LIVESTOCK PRODUCTS, 1929, BY TYPE OF FARM

[See NOTE, bottom of p. 8]

	TYPE OF FARM, BY CLASS OF ANIMALS (See definitions in Introduction)	THE STATE		ADA		ADAMS		BANNOCK		BEAR LAKE	
		Farms reporting	Animals or quantity	Farms reporting	Animals or quantity	Farms reporting	Animals or quantity	Farms reporting	Animals or quantity	Farms reporting	Animals or quantity
	General farms										
1	Horses and mules, excluding colts...number	6,347	28,954	401	1,413	60	311	251	1,744	202	1,035
2	Cows and heifers kept mainly for milk...number	6,444	35,124	450	3,004	58	381	235	1,781	199	1,155
3	beef...number	728	6,377	14	50	20	201	32	679	43	380
4	Other cattle, including calves...number	6,310	59,659	443	4,270	56	951	231	3,445	201	1,990
5	Sows and gilts...number	2,596	7,218	159	384	30	82	130	371	67	114
6	Other hogs, excl pigs under 3 mos old...number	2,885	23,372	159	1,726	36	363	141	1,390	111	217
	Cash-grain farms										
7	Horses and mules, excluding colts...number	6,854	51,901	142	620	17	155	574	4,019	159	1,023
8	Cows and heifers kept mainly for milk...number	5,630	21,732	135	819	15	76	460	2,189	120	639
9	beef...number	719	5,031	3	17	2	10	35	232	19	130
10	Other cattle, including calves...number	5,220	38,132	126	1,066	15	132	412	2,946	123	1,051
11	Sows and gilts...number	2,450	7,516	42	107	9	27	202	435	41	64
12	Other hogs, excl pigs under 3 mos old...number	2,830	24,858	35	311	10	98	246	1,015	51	189
	Crop-specialty farms										
13	Horses and mules, excluding colts...number	9,307	46,058	95	402	22	110	206	942	51	280
14	Cows and heifers kept mainly for milk...number	8,132	32,756	91	428	13	41	187	699	88	176
15	beef...number	439	3,475	9	16	2	31	8	97	10	64
16	Other cattle, including calves...number	7,244	43,569	73	500	15	106	111	922	42	348
17	Sows and gilts...number	3,218	9,894	18	62	5	10	46	182	10	23
18	Other hogs, excl pigs under 3 mos old...number	3,296	26,159	25	395	7	61	79	343	18	45
	Fruit farms										
19	Horses and mules, excluding colts...number	815	2,154	73	190	21	98	------	------	------	------
20	Cows and heifers kept mainly for milk...number	834	2,697	91	360	20	48	------	------	------	------
21	beef...number	25	206	4	18	3	53	------	------	------	------
22	Other cattle, including calves...number	656	3,782	78	482	16	198	------	------	------	------
23	Sows and gilts...number	169	590	10	37	9	153	------	------	------	------
24	Other hogs, excl pigs under 3 mos old...number	228	1,613	18	195	8	87	------	------	------	------
	Truck farms										
25	Horses and mules, excluding colts...number	129	306	18	33	------	------	6	28	------	------
26	Cows and heifers kept mainly for milk...number	83	240	8	25	------	------	2	8	------	------
27	beef...number	3	7	------	------	------	------	------	------	------	------
28	Other cattle, including calves...number	62	213	6	24	------	------	1	2	------	------
29	Sows and gilts...number	15	30	2	3	------	------	2	12	------	------
30	Other hogs, excl pigs under 3 mos old...number	19	116	2	14	------	------	3	85	------	------
	Dairy farms										
31	Horses and mules, excluding colts...number	3,516	13,361	586	1,800	56	249	113	660	79	366
32	Cows and heifers kept mainly for milk...number	4,103	38,375	716	6,999	64	653	127	1,586	98	727
33	beef...number	191	1,219	16	101	13	92	6	39	6	39
34	Other cattle, including calves...number	4,010	49,806	711	8,760	62	1,088	122	2,046	93	810
35	Sows and gilts...number	1,153	2,890	169	612	29	60	53	125	28	39
36	Other hogs, excl pigs under 3 mos old...number	1,432	8,813	182	1,468	37	199	69	351	41	128
	Animal-specialty farms										
37	Horses and mules, excluding colts...number	2,173	15,895	83	376	61	381	110	1,202	78	456
38	Cows and heifers kept mainly for milk...number	1,822	11,358	85	667	44	265	90	842	59	379
39	beef...number	817	25,367	14	457	32	807	60	3,647	51	836
40	Other cattle, including calves...number	2,107	68,332	90	2,540	56	2,306	108	8,127	78	1,963
41	Sows and gilts...number	1,030	4,449	47	229	23	88	60	238	21	30
42	Other hogs, excl pigs under 3 mos old...number	1,145	18,647	48	627	32	309	60	968	32	110
	Stock ranches										
43	Horses and mules, excluding colts...number	1,168	16,941	10	259	41	479	39	358	87	922
44	Cows and heifers kept mainly for milk...number	612	3,944	5	149	25	176	21	184	62	385
45	beef...number	670	46,166	7	477	20	1,917	7	686	51	2,509
46	Other cattle including calves...number	1,004	92,396	10	1,407	36	5,130	23	1,557	87	7,796
47	Sows and gilts...number	266	898	1	1	16	64	12	58	27	55
48	Other hogs, excl pigs under 3 mos old...number	353	8,519	1	3	17	277	8	141	44	191
	Poultry farms										
49	Horses and mules, excluding colts...number	487	1,525	41	106	9	34	28	124	6	19
50	Cows and heifers kept mainly for milk...number	584	2,211	53	250	7	26	34	167	7	15
51	beef...number	25	127	1	2	4	27	------	------	2	34
52	Other cattle, including calves...number	505	2,844	45	304	8	96	27	147	6	55
53	Sows and gilts...number	71	135	7	10	3	4	6	9	1	1
54	Other hogs excl pigs under 3 mos old...number	80	317	4	14	3	14	5	26	------	------
	Self-sufficing farms										
55	Horses and mules, excluding colts...number	911	2,725	22	52	24	86	44	165	12	28
56	Cows and heifers kept mainly for milk...number	884	1,968	36	95	24	54	22	47	16	42
57	beef...number	101	396	2	9	3	12	3	19	------	------
58	Other cattle, including calves...number	750	2,731	26	100	23	101	17	40	12	27
59	Sows and gilts...number	110	170	3	3	6	9	9	11	2	2
60	Other hogs, excl pigs under 3 mos. old...number	211	558	3	13	4	5	5	9	3	3
	Abnormal and unclassified farms										
61	Horses and mules, excluding colts...number	2,253	9,271	128	841	45	148	102	366	66	152
62	Cows and heifers kept mainly for milk...number	2,268	7,175	221	1,066	38	92	91	302	57	154
63	beef...number	229	2,734	9	37	2	2	1	13	12	54
64	Other cattle, including calves...number	1,883	12,031	171	1,045	39	91	66	264	50	181
65	Sows and gilts...number	340	904	31	86	9	14	20	37	8	8
66	Other hogs, excl pigs under 3 mos. old...number	573	4,006	41	454	9	14	34	433	18	38
	SPECIFIED ITEMS, BY TWO TYPES OF FARMS										
67	Steers, 2 years old and over—Ranches...number	------	24,608	------	666	------	1,610	------	173	------	2,953
68	Steers, 2 years old and over—All other...number	------	25,289	------	1,035	------	853	------	2,667	------	693
69	Sheep, excluding lambs—Ranches...number	820	1,309,290	33	108,920	20	9,534	44	73,110	48	41,659
70	Sheep, excluding lambs—All other...number	7,308	678,154	348	15,910	65	2,893	294	27,098	184	8,776
71	All cows milked—Dairy...number	4,227	42,227	737	7,838	64	717	131	1,631	90	721
72	All cows milked—All other...number	26,645	125,859	1,201	6,636	272	1,457	1,110	6,307	624	3,314
73	Of beef or dual-purpose breeding—Dairy...number	505	3,538	41	344	22	162	19	165	31	222
74	Of beef or dual-purpose breeding—All other...number	5,543	23,040	84	395	109	693	198	1,308	255	1,307
75	Milk produced—Dairy...No. and gals.	4,227	30,459,875	737	5,902,700	64	429,929	131	1,238,861	90	547,046
76	Milk produced—All other...No. and gals.	26,645	74,206,898	1,201	4,033,427	272	704,413	1,110	3,725,298	624	1,980,917
77	Production, per cow—Dairy...gallons	------	721	------	753	------	600	------	760	------	759
78	Production, per cow—All other...gallons	------	590	------	608	------	474	------	591	------	508
79	Whole milk sold—Dairy...gallons	------	12,611,398	------	2,533,309	------	7,467	------	679,242	------	138,299
80	Whole milk sold—All other...gallons	------	15,837,564	------	1,165,762	------	3,615	------	1,069,383	------	355,862
81	Cream sold as butterfat—Dairy...pounds	------	4,870,543	------	941,583	------	122,894	------	126,930	------	100,764
82	Cream sold as butterfat—All other...pounds	------	12,546,147	------	767,180	------	171,741	------	596,651	------	358,138
83	Chickens over 3 months old on farms, Apr 1, 1930—Poultry...number	748	232,594	71	19,529	8	444	47	21,482	9	1,527
84	Chickens over 3 months old on farms, Apr 1, 1930—All other...number	31,714	1,756,734	1,887	135,476	334	11,803	1,160	69,889	558	32,472
85	Chicken eggs produced—Poultry...dozens	------	2,567,324	------	195,290	------	4,700	------	194,304	------	21,056
86	Chicken eggs produced—All other...dozens	------	13,832,052	------	1,117,746	------	88,702	------	527,287	------	266,287
87	Production, per chicken on hand—Poultry...dozens	------	11.0	------	10.0	------	10.6	------	9.0	------	13.8
88	Production, per chicken on hand—All other...dozens	------	7.9	------	8.9	------	7.5	------	7.5	------	8.2

COUNTY TABLE IV.—SPECIFIED LIVESTOCK, 1930, AND

[See NOTE,

	TYPE OF FARM, BY CLASS OF ANIMALS (See definitions in Introduction)	BENEWAH		BINGHAM		BLAINE		BOISE		BONNER	
		Farms reporting	Animals or quantity	Farms reporting	Animals or quantity	Farms reporting	Animals or quantity	Farms reporting	Animals or quantity	Farms reporting	Animals or quantity
	General farms										
1	Horses and mules, excluding colts ... number	82	217	272	1,170	57	355	50	287	168	374
2	Cows and heifers kept mainly for milk ... number	78	300	261	1,276	63	427	48	259	204	766
3	beef ... number	18	113	27	281	6	75	24	185	31	191
4	Other cattle, including calves ... number	81	571	255	1,989	63	860	54	872	195	1,381
5	Sows and gilts ... number	13	21	109	287	33	101	16	51	20	80
6	Other hogs, excl pigs under 3 mos old ... number	31	100	136	742	24	231	26	84	58	321
	Cash-grain farms										
7	Horses and mules, excluding colts ... number	114	1,076	112	473	16	83	9	49	3	11
8	Cows and heifers kept mainly for milk ... number	93	278	67	231	13	64	4	21	4	14
9	beef ... number	23	95	10	94	1	1	1	4		
10	Other cattle, including calves ... number	87	558	65	337	9	71	4	49	3	26
11	Sows and gilts ... number	53	199	35	81	5	17	4	33		
12	Other hogs, excl pigs under 3 mos old ... number	56	464	31	113	3	60	3	35	2	7
	Crop-specialty farms										
13	Horses and mules, excluding colts ... number	40	158	1,363	6,145	67	430	11	44	72	194
14	Cows and heifers kept mainly for milk ... number	22	62	1,096	4,006	54	236	4	12	48	163
15	beef ... number	9	93	64	437	5	23	3	17	11	90
16	Other cattle, including calves ... number	26	258	953	5,104	52	431	6	52	47	406
17	Sows and gilts ... number	2	5	514	1,267	27	67	1	1	3	4
18	Other hogs, excl pigs under 3 mos old ... number	5	12	482	2,900	27	298	1	1	12	73
	Fruit farms										
19	Horses and mules, excluding colts ... number	2	2	1	4					7	11
20	Cows and heifers kept mainly for milk ... number	1	1	2	4					3	5
21	beef ... number										
22	Other cattle, including calves ... number			2	7					4	5
23	Sows and gilts ... number									1	1
24	Other hogs, excl pigs under 3 mos old ... number									2	3
	Truck farms										
25	Horses and mules, excluding colts ... number	4	4	2	3						
26	Cows and heifers kept mainly for milk ... number	1	1								
27	beef ... number										
28	Other cattle, including calves ... number	1	2								
29	Sows and gilts ... number										
30	Other hogs, excl pigs under 3 mos old ... number										
	Dairy farms										
31	Horses and mules, excluding colts ... number	42	119	77	260	28	166	8	26	150	369
32	Cows and heifers kept mainly for milk ... number	49	360	78	592	31	305	9	63	181	1,283
33	beef ... number	6	39	4	27			4	18	7	112
34	Other cattle, including calves ... number	48	471	77	741	28	426	10	150	180	1,740
35	Sows and gilts ... number	4	4	34	68	14	35	2	7	12	31
36	Other hogs, excl pigs under 3 mos old ... number	14	34	25	127	18	120	3	5	50	188
	Animal-specialty farms										
37	Horses and mules, excluding colts ... number	15	76	90	783	67	573	19	135	48	133
38	Cows and heifers kept mainly for milk ... number	9	51	65	315	61	459	17	97	39	156
39	beef ... number	6	102	34	1,943	26	770	10	224	22	299
40	Other cattle, including calves ... number	12	171	86	4,162	66	1,980	23	689	48	901
41	Sows and gilts ... number	3	5	30	101	37	171	13	31	7	14
42	Other hogs, excl pigs under 3 mos old ... number	9	78	36	667	37	786	8	61	15	65
	Stock ranches										
43	Horses and mules, excluding colts ... number			28	220	34	516	24	318	8	33
44	Cows and heifers kept mainly for milk ... number			18	75	26	114	14	63	6	22
45	beef ... number			9	869	15	1,077	16	544	4	210
46	Other cattle, including calves ... number			19	1,185	28	1,478	22	1,121	8	85
47	Sows and gilts ... number			5	9	11	43	1	1		
48	Other hogs, excl pigs under 3 mos old ... number			5	48	9	131	7	34	1	1
	Poultry farms										
49	Horses and mules, excluding colts ... number	11	23	9	20	3	7	7	30	24	50
50	Cows and heifers kept mainly for milk ... number	11	25	11	26	1	1	3	16	32	121
51	beef ... number	1	2	1	2			2	11		
52	Other cattle, including calves ... number	9	39	6	19	3	20	5	58	30	178
53	Sows and gilts ... number	1	1	2	4			1	1		
54	Other hogs, excl pigs under 3 mos old ... number	1	1	1	2			1	2	2	2
	Self-sufficing farms										
55	Horses and mules, excluding colts ... number	30	73	16	45	7	24	17	56	69	135
56	Cows and heifers kept mainly for milk ... number	30	72	17	28	7	18	14	40	83	200
57	beef ... number	4	5	1	2	1	8	4	5	7	17
58	Other cattle, including calves ... number	28	66	8	16	8	46	14	101	72	246
59	Sows and gilts ... number	1	2	3	3			1	2	3	4
60	Other hogs, excl pigs under 3 mos old ... number	5	12	4	6			4	6	22	52
	Abnormal and unclassified farms										
61	Horses and mules, excluding colts ... number	80	219	71	276	19	61	26	116	127	283
62	Cows and heifers kept mainly for milk ... number	60	166	65	185	16	46	25	54	160	353
63	beef ... number	8	76	4	170			10	73	12	75
64	Other cattle, including calves ... number	55	369	48	446	16	89	25	191	132	421
65	Sows and gilts ... number	4	13	12	52			1	3	5	8
66	Other hogs, excl pigs under 3 mos old ... number	18	86	22	385	6	16	3	7	28	63
	SPECIFIED ITEMS, BY TWO TYPES OF FARMS										
67	Steers, 2 years old and over — Ranches ... number				347		304		287		3
68	All other ... number		193		1 650		418		298		347
69	Sheep, excluding lambs — Ranches ... number			31	50,314	24	49 927	5	19,685	6	299
70	All other ... number	24	411	490	56,399	122	21,549	23	514	57	1,509
71	All cows milked — Dairy ... number	49	379	82	661	31	325	10	68	188	1,473
72	All other ... number	324	1,058	1,640	6,185	289	1,544	152	628	612	1,919
73	Of beef or dual-purpose breeding — Dairy ... number	12	43	5	35	12	116	8	49	26	144
74	All other ... number	62	173	212	718	119	587	90	342	146	493
75	Milk produced — Dairy ... No and gals	49	251,519	82	519,572	31	210,754	10	44,171	188	946,853
76	All other ... No and gals	324	557,725	1,640	3,955,856	289	759 419	152	333,287	612	1,051,895
77	Production, per cow — Dairy ... gallons		664		786		648		550		643
78	All other ... gallons		527		640		492		531		548
79	Whole milk sold — Dairy ... gallons		72,972		331,267		43 070				287 601
80	All other ... gallons		29 586		1,513 071		73 215		1,693		62,352
81	Cream sold as butterfat — Dairy ... pounds		35,794		47,779		48 757		12,479		176,441
82	All other ... pounds		79,702		511,378		135,317		73,203		181,632
83	Chickens over 3 months old on farms, Apr 1, 1930 — Poultry ... number	14	2,477	19	6,450	3	180	5	308	42	13,320
84	All other ... number	389	16,305	1,652	85,441	284	13,099	159	5,846	731	29 366
85	Chicken eggs produced — Poultry ... dozens		26,021		76,320		1 900		3,544		158,727
86	All other ... dozens		128,427		705,802		105,002		39,275		266,824
87	Production, per chicken on hand — Poultry ... dozens		11 3		12.1		10 6		11 8		11 9
88	All other ... dozens		7 8		8.3		8.0		7 3		9.1

LIVESTOCK PRODUCTS, 1929, BY TYPE OF FARM—Continued

bottom of p 8]

	BONNEVILLE		BOUNDARY		BUTTE		CAMAS		CANYON		CARIBOU		CASSIA		CLARK		
	Farms reporting	Animals or quantity	Farms reporting	Animals or quantity	Farms reporting	Animals or quantity	Farms reporting	Animals or quantity	Farms reporting	Animals or quantity	Farms reporting	Animals or quantity	Farms reporting	Animals or quantity	Farms reporting	Animals or quantity	
	131	735	63	167	47	330	19	209	801	2,924	21	112	212	1,106	13	187	1
	142	726	75	312	44	209	19	143	864	4,856	17	80	207	1,174	10	101	2
	11	98	10	51	5	70	8	73	80	270	6	31	32	614	3	26	3
	135	1,166	77	606	41	404	22	417	814	6,777	19	232	212	2,308	11	222	4
	80	332	14	16	14	45	7	21	423	1,870	7	17	75	268	6	24	5
	80	808	32	186	25	202	10	94	367	3,604	10	56	105	899	8	29	6
	152	1,499	41	229	18	98	118	1,333	817	1,307	70	586	110	766	5	82	7
	115	354	42	211	16	59	97	410	313	1,412	55	211	99	342	2	13	8
	9	82	6	17			12	318	8	31	8	44	12	184			9
	92	682	41	325	15	122	95	860	277	1,697	54	434	91	657	2	19	10
	51	244	14	63	7	18	32	57	117	349	21	49	31	72			11
	61	579	16	96	12	92	27	103	61	702	31	160	51	290	2	21	12
	853	4,666	24	53	33	218	5	32	454	1,838	8	40	591	3,266	21	325	13
	794	2,863	15	87	28	106	4	21	425	1,793	5	19	559	2,471	9	36	14
	32	197	1	7	1	12	1	9	8	123	2	10	29	567	8	45	15
	724	3,993	13	56	25	180	5	53	368	2,082	6	33	518	3,530	14	150	16
	528	2,477	2	2	10	48			142	433	2	5	292	804	4	32	17
	432	4,981	2	3	23	344	4	24	184	1,564	3	7	283	2,251	5	12	18
			3	7					106	339							19
	2	5	2	2					111	403							20
									1	42							21
	1	1	1	1					99	616							22
	1	1							35	105							23
			1	1					34	255							24
									39	111							25
									32	118							26
									1	1							27
									24	103							28
									7	10							29
									4	10							30
	32	160	52	119	24	105	14	122	633	1,975	23	168	66	291	18	121	31
	39	406	57	447	26	241	15	167	757	6,858	31	427	78	725	11	217	32
	4	46	3	26	1	6	2	4	11	34	1	8	7	46	6	6	33
	35	463	58	811	25	527	15	272	740	7,755	29	740	77	1,231	14	421	34
	15	34	5	18	8	27	9	37	195	495	9	27	25	58	4	5	35
	15	72	22	117	14	210	8	63	208	1,533	13	154	45	350	9	27	36
	106	900	9	32	41	327	7	110	187	560	7	44	81	553	18	221	37
	92	557	6	61	35	173	7	53	134	810	9	71	71	486	7	28	38
	36	1,289	8	212	18	365	7	92	15	410	3	20	31	1,163	8	138	39
	101	3,383	10	372	41	1,095	10	602	130	1,938	8	211	77	2,246	12	327	40
	61	352	1	2	19	80	7	16	84	552	2	4	39	102	4	8	41
	69	1,329	3	10	24	424	3	101	81	2,310	5	116	50	394	10	25	42
	7	53			28	535	15	127	14	114	51	560	76	695	21	1,919	43
	8	33			19	106	9	46	14	95	27	191	51	484	10	58	44
	2	102			14	694	11	549	2	120	19	1,074	53	5,663	17	2,291	45
	7	263			25	1,409	13	1,089	13	636	44	3,187	73	8,762	20	3,936	46
	3	14			4	53	5	8	3	16	10	32	15	31	12	32	47
	2	5			12	179	3	26	4	74	15	71	41	219	8	27	48
	1	1	7	16			1	6	69	197			13	42			49
	3	5	18	60			2	4	100	418			13	59			50
									2	7							51
	3	3	11	55					92	495			12	40			52
			2	3					20	49			1	1			53
							1	1	18	95			2	3			54
	13	46	9	15			6	27	17	59	2	3	15	76	5	25	55
	10	36	11	21			5	15	23	56	2	4	17	51	3	7	56
													2	2	2	18	57
	8	32	10	28			5	28	17	94	1	1	13	63	5	33	58
	3	5	1	1			1	1	4	4	1	1	4	10	1	1	59
	4	15	1	1			1	1	2	5	1	4	7	29	1	1	60
	43	196	53	132	21	97	7	26	92	251	18	73	40	150	5	58	61
	30	79	45	95	12	58	5	11	159	655	14	32	43	104	4	14	62
	5	18	5	201	2	51	1	5	6	184	2	34	2	3	1	4	63
	20	74	50	282	14	375	5	34	120	1,078	14	107	34	105	5	31	64
	11	52	2	3	4	25	1	1	24	39	3	4	9	11	3	5	65
	15	75	4	7	9	117			24	160	4	11	25	98	1	1	66
		67				274		251		106		1,958		1,047		1,060	67
		1,066		77		476		456		992		208		656		171	68
	8	5,795			28	43,190	12	10,059	22	95,394	76	98,972	56	39,5?1	8	75,5?5	69
	429	55,531	30	1,341	70	5,365	31	805	675	26,954	56	3,458	362	32,493	23	9,050	70
	39	455	60	4?5	26	290	15	180	753	7,690	32	402	79	809	14	229	71
	1,234	4,399	225	900	170	880	160	772	2,182	10,638	137	689	1,108	5,366	74	463	72
	11	64	7	33	6	32	3	34	72	488	11	142	19	113	2	20	73
	302	973	32	161	41	203	49	232	154	729	49	221	201	1,001	38	247	74
	39	339,160	60	308,758	26	160,460	15	126,190	753	5,731,113	32	275,568	79	587,634	14	125,504	75
	1,234	2,980,818	225	492,903	170	481,074	160	419,335	2,182	6,952,284	137	339,873	1,108	3,310,419	74	200,295	76
		741		637		853		712		745		685		726		548	77
		608		548		547		543		654		493		617		433	78
		259,761		41,997		98,134		1,146		2,393,490		185,162		259,155		6,350	79
		880,926		49,537		114,043		471		1,206,289		51,465		930,611		347	80
		28,001		73,015		14,098		37,210		949,755		24,721		77,761		40,680	81
		365,710		97,199		71,323		102,853		1,425,742		49,807		475,600		40,651	82
	3	2,335	17	6,047			3	170	116	40,005			15	2,600			83
	1,269	63,752	260	13,730	182	10,677	165	8,233	2,809	193,832	167	6,540	1,123	56,307	63	3,390	84
		19,530		65,455				1,345		453,792				27,216			85
		471,795		109,443		95,665		64,373		1,507,718		56,232		403,165		21,030	86
		8.4		10.8				7.9		12.1				10.5			87
		7.4		8.0		9.0		7.8		7.8		8.6		7.2		6.2	88

COUNTY TABLE IV.—SPECIFIED LIVESTOCK, 1930, AND

[See NOTE,

	TYPE OF FARM, BY CLASS OF ANIMALS (See definitions in Introduction)	CLEARWATER		CUSTER		ELMORE		FRANKLIN		FREMONT		GEM	
		Farms reporting	Animals or quantity	Farms reporting	Animals or quantity	Farms reporting	Animals or quantity	Farms reporting	Animals or quantity	Farms reporting	Animals or quantity	Farms reporting	Animals or quantity
	General farms												
1	Horses and mules, excluding colts ... number	95	410	68	521	57	301	195	959	120	631	151	695
2	Cows and heifers kept mainly for milk ... number	77	265	57	431	51	258	202	1,410	121	709	159	922
3	beef ... number	18	96	16	79	7	71	10	67	6	42	18	169
4	Other cattle, including calves ... number	82	606	64	904	49	839	198	1,850	115	1,102	163	1,958
5	Sows and gilts ... number	25	40	29	93	7	42	81	168	63	143	65	184
6	Other hogs, excl pigs under 3 mos old ... number	33	125	41	257	18	216	99	673	71	272	71	362
	Cash-grain farms												
7	Horses and mules, excluding colts ... number	91	558			24	171	157	952	322	2,522	33	140
8	Cows and heifers kept mainly for milk ... number	77	212			14	52	142	778	218	776	23	162
9	beef ... number	10	100			4	66	8	57	22	214	1	2
10	Other cattle, including calves ... number	74	421			13	204	125	1,085	173	1,235	23	161
11	Sows and gilts ... number	28	60			3	3	58	119	105	268	9	21
12	Other hogs, excl pigs under 3 mos old ... number	52	282			6	19	60	292	115	474	10	41
	Crop-specialty farms												
13	Horses and mules, excluding colts ... number	50	180	38	271	48	258	247	1,159	290	1,696	55	342
14	Cows and heifers kept mainly for milk ... number	32	86	19	72	41	182	248	1,501	261	951	47	154
15	beef ... number	5	15	5	56	3	10	4	6	11	67	4	14
16	Other cattle, including calves ... number	27	135	19	188	32	297	227	1,432	195	1,328	46	224
17	Sows and gilts ... number	15	23	7	27	6	22	57	117	138	479	13	53
18	Other hogs, excl pigs under 3 mos old ... number	18	63	9	32	15	52	117	429	148	791	19	157
	Fruit farms												
19	Horses and mules, excluding colts ... number	4	10			4	7	3	5			67	180
20	Cows and heifers kept mainly for milk ... number	4	7			2	2	3	10			61	186
21	beef ... number											3	25
22	Other cattle, including calves ... number	3	26					3	8			47	229
23	Sows and gilts ... number	1	2									9	30
24	Other hogs, excl pigs under 3 mos old ... number											8	24
	Truck farms												
25	Horses and mules, excluding colts ... number											4	13
26	Cows and heifers kept mainly for milk ... number											2	6
27	beef ... number											1	4
28	Other cattle, including calves ... number											3	9
29	Sows and gilts ... number												
30	Other hogs, excl pigs under 3 mos old ... number												
	Dairy farms												
31	Horses and mules, excluding colts ... number	30	84	24	140	32	133	168	766	30	163	104	445
32	Cows and heifers kept mainly for milk ... number	32	218	27	328	34	341	182	1,784	34	425	120	1,140
33	beef ... number	4	12	1	5	4	33	5	24	1	2	6	38
34	Other cattle, including calves ... number	30	265	24	442	33	546	178	1,822	34	587	125	1,907
35	Sows and gilts ... number	7	8	9	23	3	4	51	93	15	42	45	103
36	Other hogs, excl pigs under 3 mos old ... number	8	58	10	42	14	46	87	349	18	76	53	360
	Animal-specialty farms												
37	Horses and mules, excluding colts ... number	20	64	41	269	24	223	43	268	31	247	43	281
38	Cows and heifers kept mainly for milk ... number	8	26	27	192	13	63	42	328	27	107	31	183
39	beef ... number	11	97	23	377	11	601	5	77	4	130	19	457
40	Other cattle, including calves ... number	18	260	39	1,022	21	1,377	43	950	25	439	42	1,769
41	Sows and gilts ... number	5	12	15	38	3	19	18	60	15	56	17	76
42	Other hogs, excl pigs under 3 mos old ... number	9	69	16	157	12	76	28	301	13	74	21	288
	Stock ranches												
43	Horses and mules, excluding colts ... number	6	24	80	1,190	29	336	9	103	7	166	32	437
44	Cows and heifers kept mainly for milk ... number	3	14	40	258	11	34	8	34	6	44	20	90
45	beef ... number	4	59	65	5,766	20	1,702	3	141	1	140	20	1,278
46	Other cattle, including calves ... number	6	142	75	10,325	23	3,126	10	268	6	999	33	2,189
47	Sows and gilts ... number	4	10	21	70			4	5	2	6	16	41
48	Other hogs, excl pigs under 3 mos old ... number	3	65	28	209	1	2	4	20	5	32	14	128
	Poultry farms												
49	Horses and mules, excluding colts ... number	4	8			9	51	42	175			24	71
50	Cows and heifers kept mainly for milk ... number	4	5			11	51	50	209			23	68
51	beef ... number	1	4					1	2				
52	Other cattle, including calves ... number	4	24			11	108	44	214			20	104
53	Sows and gilts ... number							6	13			3	9
54	Other hogs, excl pigs under 3 mos old ... number	2	5					13	19			2	16
	Self-sufficing farms												
55	Horses and mules, excluding colts ... number	45	120	12	36	9	31	7	26	6	21	13	28
56	Cows and heifers kept mainly for milk ... number	36	62	9	15	7	14	11	22	11	22	19	33
57	beef ... number	6	27	3	12					1	1	1	1
58	Other cattle, including calves ... number	36	135	7	23	6	16	8	14	6	11	16	53
59	Sows and gilts ... number	6	16	1	1			1	3	3	4	4	6
60	Other hogs, excl pigs under 3 mos old ... number	13	25	1	7			3	5	3	6	6	21
	Abnormal and unclassified farms												
61	Horses and mules, excluding colts ... number	62	217	45	513	37	124	40	141	22	95	49	134
62	Cows and heifers kept mainly for milk ... number	43	99	21	73	27	116	58	163	31	117	75	197
63	beef ... number	3	15	12	120	1	11	1	6			1	1
64	Other cattle, including calves ... number	41	164	27	277	19	102	38	223	23	151	73	232
65	Sows and gilts ... number	4	22	4	6			6	9	4	6	17	33
66	Other hogs, excl. pigs under 3 mos old ... number	15	188	9	30	6	15	16	36	11	18	17	45
	SPECIFIED ITEMS, BY TWO TYPES OF FARMS												
67	Steers, 2 years old and over — Ranches ... number		23		2,451		938		57		610		396
68	All other ... number		103		238		401		387		382		583
69	Sheep, excluding lambs — Ranches ... number	1	36	41	35,667	14	58,567	6	3,833	13	14,096	18	37,020
70	All other ... number	52	1,292	79	7,409	49	3,980	196	9,256	137	39,736	98	16,318
71	All cows milked — Dairy ... number	33	239	27	319	35	383	185	1,791	34	428	130	1,277
72	All other ... number	313	876	243	1,216	196	851	752	4,437	659	2,628	502	2,150
73	Of beef or dual-purpose breeding — Dairy ... number	8	26	2	20	7	32	5	14	2	10	11	72
74	All other ... number	68	197	116	528	50	186	45	253	117	463	72	326
75	Milk produced — Dairy ... No. and gals.	33	148,151	27	212,530	35	242,915	185	1,602,064	34	339,555	130	823,960
76	All other ... No. and gals.	313	434,338	243	657,065	196	447,280	752	3,100,325	659	1,490,040	502	1,319,071
77	Production, per cow — Dairy ... gallons		620		668		634		895		793		700
78	All other ... gallons		496		540		526		699		567		605
79	Whole milk sold — Dairy ... gallons		46,880		93,249		33,178		1,179,504		175,371		72,602
80	All other ... gallons		31,311		79,388		82,752		1,317,899		328,845		5,890
81	Cream sold as butterfat — Dairy ... pounds		17,717		35,037		64,552		109,909		19,379		240,420
82	All other ... pounds		55,943		103,873		74,595		399,072		174,657		302,028
83	Chickens over 3 months old on farms, Apr 1, 1930 — Poultry ... number	5	1,465			11	4,802	58	24,548			23	3,482
84	All other ... number	366	14,245	272	12,883	238	14,747	655	65,467	677	34,372	572	30,613
85	Chicken eggs produced — Poultry ... dozens		12,325				62,647		293,280				46,919
86	All other ... dozens		105,728		114,563		117,023		481,142		265,901		258,216
87	Production, per chicken on hand — Poultry ... dozens		8.4				13.0		11.9				13.5
88	All other ... dozens		7.4		8.9		7.9		7.3		7.7		8.4

LIVESTOCK PRODUCTS, 1929, BY TYPE OF FARM—Continued

bottom of p 8]

GOODING		IDAHO		JEFFERSON		JEROME		KOOTENAI		LATAH		LEMHI		LEWIS		
Farms reporting	Animals or quantity	Farms reporting	Animals or quantity	Farms reporting	Animals or quantity	Farms reporting	Animals or quantity	Farms reporting	Animals or quantity	Farms reporting	Animals or quantity	Farms reporting	Animals or quantity	Farms reporting	Animals or quantity	
211	833	187	840	212	911	105	427	211	594	278	995	109	653	40	183	1
216	1,186	150	593	214	1,015	104	456	206	692	277	1,034	99	663	38	185	2
9	79	64	470	11	76	2	13	25	216	27	118	23	180	3	8	3
202	1,583	180	1,651	205	1,634	92	586	200	1,193	273	1,814	104	1,320	36	256	4
102	299	63	148	147	396	63	176	27	40	98	195	31	102	15	50	5
76	846	75	603	120	1,081	50	578	61	278	112	796	37	559	16	139	6
58	254	589	4,712	60	318	104	477	199	1,149	768	5,214	7	54	390	3,439	7
44	182	489	1,918	54	169	90	295	153	530	754	2,273	7	43	339	1,039	8
-	-	166	1,144	-	-	1	1	27	109	61	210	1	8	61	286	9
40	194	549	5,803	46	248	77	304	151	822	687	3,141	6	85	328	2,211	10
20	43	328	1,544	24	102	35	95	44	86	323	883	3	4	185	555	11
9	53	372	6,822	18	88	33	284	63	430	320	3,000	2	4	198	2,117	12
215	1,060	18	61	521	2,518	595	3,214	37	127	89	384	71	471	9	42	13
194	936	11	26	483	1,831	515	1,855	22	72	77	214	50	255	9	18	14
13	119	5	51	22	220	12	29	1	8	5	44	12	153	1	1	15
183	1,242	18	86	448	2,456	445	2,050	24	107	66	296	49	540	9	36	16
85	196	2	3	279	852	217	558	4	23	28	108	28	93	4	10	17
45	477	2	29	241	1,649	173	1,695	9	54	84	252	23	144	2	16	18
9	25	-	-	-	-	6	30	77	141	17	42	-	-	-	-	19
12	50	-	-	-	-	6	44	57	129	16	34	-	-	-	-	20
-	-	-	-	-	-	-	-	2	2	1	1	-	-	-	-	21
7	95	-	-	-	-	5	43	40	134	12	32	-	-	-	-	22
3	7	-	-	-	-	1	1	3	3	1	2	-	-	-	-	23
4	5	-	-	-	-	3	23	14	30	-	-	-	-	-	-	24
4	9	-	-	4	7	-	-	7	10	8	15	2	5	-	-	25
4	17	-	-	2	2	-	-	3	5	3	5	2	6	-	-	26
-	-	-	-	-	-	-	-	-	-	-	-	1	2	-	-	27
4	19	-	-	2	3	-	-	2	2	2	7	2	4	-	-	28
-	-	-	-	-	-	-	-	-	-	-	-	-	-	-	-	29
1	1	-	-	1	1	-	-	-	-	2	15	2	4	-	-	30
102	435	23	105	33	135	21	69	165	422	64	173	30	190	15	70	31
104	1,056	26	240	39	305	24	190	188	1,428	84	509	33	346	21	148	32
8	54	8	63	-	-	-	-	16	111	2	5	3	22	4	23	33
108	1,361	26	434	41	455	21	189	188	1,769	74	500	35	488	18	195	34
50	116	9	18	8	16	9	26	23	39	13	22	9	24	7	9	35
41	322	11	43	14	48	8	45	55	211	27	189	6	12	7	34	36
99	591	100	825	38	254	32	173	25	72	19	88	127	1,533	15	77	37
93	508	75	382	35	208	31	161	22	82	16	46	90	685	12	36	38
14	458	65	1,142	6	143	2	66	14	139	6	168	71	3,376	7	136	39
96	1,880	102	3,150	36	601	29	417	26	295	17	159	125	5,699	15	309	40
58	210	58	296	17	73	20	128	3	13	9	59	57	243	13	42	41
49	902	75	1,696	18	278	17	632	7	19	16	351	62	674	11	118	42
12	211	99	1,154	3	22	7	109	-	-	-	-	51	985	5	40	43
6	62	38	140	2	2	5	17	-	-	-	-	24	233	5	16	44
2	35	70	1,773	1	16	1	20	-	-	-	-	33	3,613	3	30	45
8	688	92	5,303	2	277	6	52	-	-	-	-	42	5,165	5	153	46
2	34	14	56	1	1	1	6	-	-	-	-	22	91	1	1	47
2	19	25	222	-	-	2	15	-	-	-	-	29	839	-	-	48
14	47	12	52	-	-	5	8	41	81	8	21	-	-	3	10	49
19	81	10	24	-	-	5	10	46	148	10	34	-	-	4	15	50
-	-	2	7	-	-	2	3	-	-	-	-	-	-	-	-	51
14	100	9	77	-	-	5	19	33	126	10	58	-	-	4	13	52
3	6	1	1	-	-	-	-	-	-	1	2	-	-	-	-	53
1	12	4	30	-	-	-	-	5	8	1	1	-	-	-	-	54
7	22	70	235	24	77	3	5	112	218	70	163	28	123	14	65	55
8	27	54	101	22	54	5	7	95	174	75	151	20	53	14	34	56
-	-	18	70	-	-	-	-	14	74	6	21	6	33	1	3	57
6	17	55	220	15	35	3	5	80	279	65	165	25	122	9	30	58
-	-	7	11	5	13	2	3	3	4	8	11	8	8	4	4	59
1	1	18	76	11	26	-	-	12	42	16	26	7	11	5	10	60
66	250	105	379	33	117	21	80	126	273	96	268	48	333	33	168	61
62	222	69	182	40	113	23	84	129	283	102	257	26	89	22	55	62
4	47	26	90	4	263	1	1	10	62	7	139	9	159	2	2	63
59	372	73	449	28	702	17	51	104	358	81	357	29	469	17	54	64
19	90	12	38	8	34	3	5	7	10	10	55	3	5	4	8	65
10	50	17	130	15	146	6	18	15	26	23	126	9	19	7	21	66
-	185	-	1,502	-	-	-	5	-	-	-	-	-	834	-	56	67
-	433	-	1,661	-	530	-	117	-	149	-	809	-	715	-	412	68
13	55,430	57	40,454	3	1,284	7	33,343	-	-	-	-	37	29,670	1	1,050	69
210	31,195	201	5,230	263	21,927	239	26,443	63	1,816	132	3,150	187	42,497	47	768	70
109	1,227	26	361	41	354	34	219	202	1,655	85	898	36	346	21	146	71
676	3,493	1,068	4,170	886	3,627	815	3,064	797	2,376	1,378	4,478	388	2,366	470	1,476	72
3	14	10	79	8	79	-	-	38	234	7	29	9	79	4	14	73
68	303	593	2,079	140	857	36	94	213	596	215	658	213	1,232	116	306	74
109	890,480	26	175,250	41	221,367	34	152,738	202	1,151,922	85	400,683	36	188,695	21	92,300	75
676	2,211,839	1,068	1,952,839	886	2,214,987	815	2,005,712	797	1,236,580	1,378	2,492,731	388	1,676,751	470	893,453	76
-	736	-	671	-	635	-	697	-	606	-	670	-	545	-	632	77
-	633	-	468	-	611	-	650	-	521	-	557	-	455	-	605	78
-	308,757	-	32,630	-	113,775	-	29,600	-	459,558	-	222,030	-	23,310	-	22,593	79
-	394,836	-	53,259	-	740,643	-	44,215	-	91,062	-	178,834	-	13,913	-	12,820	80
-	151,216	-	30,791	-	24,050	-	39,450	-	180,490	-	40,121	-	50,371	-	12,890	81
-	479,207	-	346,489	-	227,901	-	459,443	-	185,149	-	443,109	-	236,366	-	163,770	82
22	3,653	16	2,297	-	-	7	4,607	67	24,842	12	2,683	-	-	6	1,615	83
750	41,517	1,130	64,438	678	44,359	837	43,856	988	46,917	1,478	72,387	421	23,224	509	23,103	84
-	32,366	-	21,759	-	-	-	60,600	-	365,229	-	29,504	-	-	-	19,211	85
-	304,469	-	451,353	-	341,077	-	345,602	-	377,577	-	495,909	-	196,340	-	155,094	86
-	8.8	-	9.8	-	-	-	13.2	-	9.0	-	11.0	-	-	-	11.9	87
-	7.3	-	7.5	-	7.7	-	7.9	-	8.0	-	6.9	-	8.4	-	6.7	88

COUNTY TABLE IV.—SPECIFIED LIVESTOCK, 1930, AND

[See Note,

	TYPE OF FARM, BY CLASS OF ANIMALS (See definitions in Introduction)	LINCOLN		MADISON		MINIDOKA		NEZ PERCE		ONEIDA	
		Farms reporting	Animals or quantity	Farms reporting	Animals or quantity	Farms reporting	Animals or quantity	Farms reporting	Animals or quantity	Farms reporting	Animals or quantity
	General farms										
1	Horses and mules, excluding colts ... number	67	396	134	660	108	375	149	669	97	609
2	Cows and heifers kept mainly for milk ... number	69	383	136	688	114	607	156	649	94	542
3	beef ... number	4	8	14	147	4	74	21	203	22	263
4	Other cattle, including calves ... number	63	800	135	1,159	105	770	148	1,214	98	1,083
5	Sows and gilts ... number	40	137	80	175	40	115	54	144	26	73
6	Other hogs, excl pigs under 3 mos. old ... number	39	702	74	558	47	274	60	684	63	245
	Cash-grain farms										
7	Horses and mules, excluding colts ... number	49	273	233	2,172	21	91	514	4,641	393	3,745
8	Cows and heifers kept mainly for milk ... number	50	190	121	350	18	69	461	1,699	272	1,061
9	beef ... number	1	2	7	17	2	4	76	650	56	391
10	Other cattle, including calves ... number	43	272	93	489	14	106	455	3,834	243	1,942
11	Sows and gilts ... number	23	91	53	138	8	21	246	811	47	118
12	Other hogs, excl pigs under 3 mos old ... number	28	410	65	326	2	48	268	3,225	189	676
	Crop-specialty farms										
13	Horses and mules, excluding colts ... number	22	134	366	1,955	619	2,399	53	266	57	359
14	Cows and heifers kept mainly for milk ... number	16	72	290	1,158	557	2,247	37	115	38	238
15	beef ... number			24	197	13	37	10	39	12	100
16	Other cattle, including calves ... number	13	118	251	1,830	486	2,481	34	266	48	506
17	Sows and gilts ... number	9	39	163	383	166	426	7	12	8	33
18	Other hogs, excl pigs under 3 mos old ... number	7	102	167	1,010	176	1,248	23	123	27	134
	Fruit farms										
19	Horses and mules, excluding colts ... number			3	7	3	8	42	84		
20	Cows and heifers kept mainly for milk ... number			1	1	4	18	40	77		
21	beef ... number							2	4		
22	Other cattle, including calves ... number			1	1	4	23	22	108		
23	Sows and gilts ... number							4	16		
24	Other hogs, excl pigs under 3 mos. old ... number					1	2	15	98		
	Truck farms										
25	Horses and mules, excluding colts ... number					2	3	13	28		
26	Cows and heifers kept mainly for milk ... number					1	1	8	14		
27	beef ... number										
28	Other cattle, including calves ... number							7	13		
29	Sows and gilts ... number										
30	Other hogs, excl pigs under 3 mos old ... number							3	28		
	Dairy farms										
31	Horses and mules excluding colts ... number	46	240	34	134	59	209	43	154	27	150
32	Cows and heifers kept mainly for milk ... number	46	441	42	312	63	531	50	412	27	247
33	beef ... number	3	32			2	6			6	44
34	Other cattle, including calves ... number	47	825	36	429	63	541	48	503	29	475
35	Sows and gilts ... number	22	45	16	34	25	53	7	13	4	16
36	Other hogs, excl pigs under 3 mos old ... number	24	120	19	100	20	101	18	85	18	80
	Animal-specialty farms										
37	Horses and mules, excluding colts ... number	61	440	24	153	34	130	39	276	44	404
38	Cows and heifers kept mainly for milk ... number	58	390	22	130	30	95	32	140	32	181
39	beef ... number	8	97	2	150	1	40	11	111	28	751
40	Other cattle, including calves ... number	59	1,182	21	530	30	259	37	570	43	1,282
41	Sows and gilts ... number	44	199	14	43	10	35	24	122	11	21
42	Other hogs, excl pigs under 3 mos old ... number	38	622	9	92	7	200	26	593	31	113
	Stock ranches										
43	Horses and mules, excluding colts ... number	11	204	11	121	11	54	26	360	24	301
44	Cows and heifers kept mainly for milk ... number	8	83	3	38	7	19	14	48	7	47
45	beef ... number	4	55	4	42			15	1,001	13	1,127
46	Other cattle, including calves ... number	7	194	8	274	6	84	20	2,360	19	2,075
47	Sows and gilts ... number	5	32	3	8	2	8	2	9	4	14
48	Other hogs, excl pigs under 3 mos old ... number	6	57	3	22	1	15	5	63	8	44
	Poultry farms										
49	Horses and mules, excluding colts ... number	8	34	3	10	6	16	10	38	3	12
50	Cows and heifers kept mainly for milk ... number	8	28	4	11	9	21	11	41	6	13
51	beef ... number							1	4	1	3
52	Other cattle, including calves ... number	8	44	3	10	6	29	12	52	5	8
53	Sows and gilts ... number			2	3			2	3		
54	Other hogs, excl pigs under 3 mos old ... number			1	2	1	2	2	15	2	5
	Self-sufficing farms										
55	Horses and mules, excluding colts ... number			5	16	2	6	61	249	6	14
56	Cows and heifers kept mainly for milk ... number			6	10	2	4	51	127	9	20
57	beef ... number			1	1			6	23		
58	Other cattle including calves ... number			5	8	2	5	41	181	4	16
59	Sows and gilts ... number			4	7	1	1	8	11		
60	Other hogs, excl pigs under 3 mos old ... number			1	2	1	3	19	68	4	6
	Abnormal and unclassified farms										
61	Horses and mules, excluding colts ... number	16	164	52	173	28	72	67	207	18	51
62	Cows and heifers kept mainly for milk ... number	15	37	46	105	29	112	85	327	16	14
63	beef ... number	2	21	2	5	1	3	5	37	3	33
64	Other cattle, including calves ... number	9	37	29	86	23	176	68	343	11	71
65	Sows and gilts ... number			19	50	6	16	13	31		
66	Other hogs, excl pigs under 3 mos old ... number	8	79	15	50	4	67	29	162	5	11
	SPECIFIED ITEMS, BY TWO TYPES OF FARMS										
67	Steers, 2 years old and over ... Ranches ... number		20		78		55		964		202
68	Steers, 2 years old and over ... All other ... number		347		509		275		609		421
69	Sheep, excluding lambs ... Ranches ... number	13	50,680	13	11,926	16	22,077	11	11,529	13	21,502
70	Sheep, excluding lambs ... All other ... number	99	20,558	167	27,941	208	20,177	163	5,782	139	13,614
71	All cows milked ... Dairy ... number	50	597	42	364	66	562	52	472	29	265
72	All cows milked ... All other ... number	226	1,442	635	2,501	780	3,303	961	3,304	523	2,288
73	Of beef or dual-purpose breeding ... Dairy ... number	6	46	2	9	1	1	8	79	8	62
74	Of beef or dual-purpose breeding ... All other ... number	55	239	62	271	28	106	243	868	119	491
75	Milk produced ... Dairy ... No and gals.	50	377,449	42	267,469	66	466,428	52	299,239	29	227,760
76	Milk produced ... All other ... No and gals.	226	907,058	635	1,555,654	780	2,114,066	961	1,810,201	523	1,417,534
77	Production, per cow ... Dairy ... gallons		632		735		830		634		559
78	Production, per cow ... All other ... gallons		560		622		640		538		620
79	Whole milk sold ... Dairy ... gallons		28,210		114,004		249,000		134,196		159,224
80	Whole milk sold ... All other ... gallons		11,834		380,524		1,084,741		153,892		467,731
81	Cream sold as butterfat ... Dairy ... pounds		110,451		35,585		56,307		35,328		16,565
82	Cream sold as butterfat ... All other ... pounds		218,875		220,640		217,148		276,750		157,345
83	Chickens over 3 months old on farms, Apr 1, 1930 ... Poultry ... number	10	4,096	4	1,145	10	1,877	20	5,717	8	2,720
84	Chickens over 3 months old on farms, Apr 1, 1930 ... All other ... number	260	13,332	600	27,675	819	41,909	1,090	48,650	477	35,796
85	Chicken eggs produced ... Poultry ... dozens		38,045		13,400		17,111		67,937		21,971
86	Chicken eggs produced ... All other ... dozens		111,428		228,003		329,570		358,242		270,711
87	Production, per chicken on hand ... Poultry ... dozens		9.3		11.7		9.1		11.9		8.1
88	Production, per chicken on hand ... All other ... dozens		8.4		8.2		7.9		8.0		7.6

LIVESTOCK PRODUCTS, 1929, BY TYPE OF FARM—*Continued*

bottom of p 8]

OWYHEE		PAYETTE		POWER		SHOSHONE		TETON		TWIN FALLS		VALLEY		WASHINGTON		
Farms reporting	Animals or quantity	Farms reporting	Animals or quantity	Farms reporting	Animals or quantity	Farms reporting	Animals or quantity	Farms reporting	Animals or quantity	Farms reporting	Animals or quantity	Farms reporting	Animals or quantity	Farms reporting	Animals or quantity	
91	498	115	422	61	482	30	78	77	548	252	993	70	434	207	1,166	1
85	382	124	681	52	388	31	105	73	534	281	1,530	69	504	215	1,362	2
12	74	11	60	11	133	5	12	10	72	12	45	11	34	32	185	3
81	772	115	1,079	53	684	30	160	72	831	257	1,757	70	1,108	211	2,485	4
24	107	49	142	27	62	2	3	33	80	64	173	19	32	129	315	5
39	580	58	496	26	93	4	10	32	99	79	839	29	93	101	917	6
68	340	28	152	336	4,035	—	—	129	1,126	125	674	41	273	138	1,010	7
61	182	19	111	238	858	—	—	96	380	99	840	32	219	109	501	8
1	3	5	28	29	253	—	—	6	46	3	17	5	26	17	143	9
47	318	17	361	213	1,474	—	—	72	543	75	436	32	451	113	1,010	10
27	203	11	87	76	163	—	—	26	58	25	61	7	15	67	202	11
33	603	6	116	128	347	—	—	43	132	25	213	14	68	53	464	12
188	1,161	29	125	40	209	14	53	64	335	1,576	7,749	19	91	61	296	13
134	435	25	118	29	96	11	44	57	314	1,528	6,855	12	52	47	190	14
28	194	—	—	2	3	1	9	3	15	31	201	2	9	7	40	15
129	873	22	171	23	121	12	99	47	423	1,344	7,612	12	104	42	344	16
36	85	9	28	12	31	2	10	23	44	270	776	2	2	22	44	17
65	505	9	28	13	30	4	17	23	115	359	3,549	6	17	20	167	18
15	54	231	578	—	—	—	—	—	—	65	184	—	—	56	148	19
12	42	254	887	—	—	—	—	—	—	78	191	—	—	52	191	20
—	—	6	57	—	—	—	—	—	—	1	2	—	—	2	2	21
11	60	205	1,136	—	—	—	—	—	—	51	225	—	—	44	352	22
5	15	60	124	—	—	—	—	—	—	9	86	—	—	17	57	23
6	50	84	608	—	—	—	—	—	—	7	83	—	—	18	149	24
—	—	6	15	—	—	4	6	—	—	4	7	—	—	2	4	25
—	—	5	15	—	—	3	8	—	—	5	11	—	—	2	7	26
—	—	—	—	—	—	—	—	—	—	—	—	—	—	—	—	27
—	—	2	7	—	—	1	2	—	—	3	8	—	—	2	8	28
—	—	1	2	—	—	—	—	—	—	1	1	—	—	2	2	29
—	—	—	—	—	—	—	—	—	—	—	—	—	—	1	8	30
17	83	81	310	26	134	20	50	63	408	99	347	34	245	120	501	31
20	178	106	986	27	846	32	576	64	824	127	1,352	37	424	138	1,232	32
—	—	—	—	3	11	1	1	3	19	2	4	1	1	11	64	33
19	245	101	1,275	27	615	31	676	63	1,024	124	1,364	36	705	127	1,717	34
7	19	49	114	14	28	1	2	26	56	21	55	14	25	74	205	35
8	30	56	437	14	54	2	8	30	111	30	249	11	57	50	405	36
43	321	40	315	18	117	—	—	72	501	72	524	14	104	88	793	37
24	94	34	249	11	56	—	—	71	604	64	241	10	92	83	605	38
23	662	22	669	7	143	—	—	23	417	15	868	2	107	36	1,206	39
40	1,559	42	1,831	12	407	—	—	72	1,921	65	3,804	14	510	82	3,137	40
8	21	25	142	3	3	—	—	46	151	22	140	6	9	51	220	41
15	176	26	776	7	24	—	—	31	160	25	1,118	9	31	45	725	42
125	2,192	4	161	25	438	—	—	5	35	24	242	18	134	61	814	43
23	65	4	112	8	66	—	—	5	33	5	19	14	106	31	183	44
95	6,905	2	72	16	535	—	—	1	45	12	841	9	379	29	1,749	45
106	11,479	4	352	17	898	—	—	5	226	17	2,061	17	1,317	42	3,348	46
4	9	4	10	2	3	—	—	2	3	1	2	7	10	17	52	47
14	33	2	3	3	8	—	—	2	3	—	—	8	68	18	225	48
11	41	11	22	1	1	5	9	—	—	17	48	—	—	21	95	49
8	14	11	20	1	2	5	24	—	—	28	105	—	—	21	95	50
—	—	—	—	1	4	1	7	—	—	1	2	—	—	1	6	51
7	47	9	28	2	10	6	41	—	—	20	91	—	—	17	130	52
—	—	1	1	1	1	—	—	—	—	3	3	—	—	4	10	53
1	1	2	13	1	14	—	—	—	—	3	12	—	—	1	2	54
9	41	5	10	3	18	16	27	6	18	18	53	18	93	25	92	55
9	15	10	19	4	8	15	47	7	15	26	51	10	24	29	73	56
—	—	—	—	1	2	2	6	—	—	—	—	3	12	3	13	57
5	11	8	22	5	10	17	77	5	10	18	77	11	68	25	96	58
—	—	1	1	—	—	1	1	1	1	—	—	1	1	3	4	59
1	1	3	9	—	—	2	7	1	6	3	15	5	11	7	10	60
60	528	33	152	19	114	26	58	19	92	62	207	34	261	98	365	61
28	86	49	163	4	14	25	73	12	42	71	145	30	118	86	373	62
20	177	8	217	2	3	3	16	—	—	6	195	6	53	8	48	63
34	322	47	306	5	13	25	118	11	33	52	511	19	196	64	595	64
4	8	8	16	—	—	2	3	1	2	5	11	5	8	29	65	65
8	23	11	60	4	10	4	111	3	4	17	436	2	5	26	155	66
—	2,888	—	96	—	171	—	—	—	44	—	616	—	457	—	854	67
—	257	—	644	—	382	—	113	—	491	—	821	—	254	—	1,435	68
47	98,770	4	10,659	17	17,502	—	—	6	4,218	15	27,035	1	2,202	36	83,635	69
117	8,063	79	3,958	70	2,652	7	367	151	22,076	579	54,917	48	557	181	10,421	70
30	192	107	1,027	37	378	34	633	64	892	130	1,474	37	474	140	1,298	71
443	1,512	555	2,392	367	1,603	97	277	323	1,915	2,230	9,290	183	1,327	685	3,707	72
3	19	7	42	7	70	3	18	15	127	6	27	2	9	16	101	73
117	350	59	315	80	353	12	42	186	921	149	501	59	342	171	695	74
30	127,378	107	677,767	37	382,154	34	453,390	64	534,777	130	1,045,216	37	279,041	140	961,225	75
443	774,879	555	1,341,671	367	872,991	97	147,041	323	966,761	2,230	5,740,073	183	627,377	685	2,197,329	76
—	663	—	660	—	746	—	716	—	600	—	709	—	589	—	741	77
—	512	—	361	—	545	—	531	—	515	—	618	—	473	—	593	78
—	33,716	—	56,983	—	154,732	—	375,190	—	294,762	—	665,775	—	40,075	—	33,940	79
—	2,308	—	40,871	—	113,025	—	15,643	—	303,282	—	2,149,351	—	34,435	—	14,012	80
—	24,441	—	188,460	—	26,605	—	1,455	—	65,046	—	91,436	—	69,345	—	270,495	81
—	158,673	—	335,384	—	167,786	—	12,408	—	116,584	—	764,323	—	146,384	—	573,458	82
14	1,648	12	3,739	4	765	8	2,785	—	—	34	13,190	—	—	35	4,065	83
534	23,409	658	38,543	438	36,578	114	4,054	349	16,559	2,336	145,404	193	9,614	843	47,326	84
—	15,869	—	48,670	—	9,731	—	25,215	—	—	—	154,527	—	—	—	47,915	85
—	161,174	—	256,067	—	302,104	—	36,933	—	126,906	—	1,269,343	—	72,931	—	343,841	86
—	9.6	—	13.0	—	12.7	—	9.1	—	—	—	11.7	—	—	—	11.8	87
—	7 7	—	6.6	—	7 6	—	9.1	—	7 6	—	8.7	—	7 6	—	7 3	88

County Table V.—TYPE OF FARM, BY SIZE, 1930

[See Note, bottom of p 8]

	Type and size (See definitions in Introduction)	The State	Ada	Adams	Bannock	Bear Lake	Benewah	Bingham	Blaine	Boise	Bonner	Bonneville
		Number	Number	Number	Number	Number	Number	Number	Number	Number	Number	Number
	General farms											
1	Under 3 acres	49	4	1	3		1	7	1		1	1
2	3 to 9 acres	266	30	1	5	10	3	11	2		4	3
3	10 to 19 acres	304	36	1	4	7	5	11			7	3
4	20 to 49 acres	1,488	148	1	30	30	10	104	9	1	40	27
5	50 to 99 acres	1,758	165	3	25	36	10	101	8	2	57	39
6	100 to 174 acres	1,602	74	21	72	53	42	44	18	11	69	36
7	175 to 259 acres	617	17	12	38	32	12	15	12	6	25	17
8	260 to 499 acres	300	7	15	62	40	13	12	14	21	28	19
9	500 to 999 acres	285	7	7	25	15	1	5	5	14	7	1
10	1,000 acres and over	59		1	6	1	1	1	3	3	1	2
	Cash-grain farms											
11	Under 20 acres	47	1			2		8				4
12	20 to 49 acres	432	34	1	21	6	2	41	1		1	6
13	50 to 99 acres	850	57	1	43	13	5	35	1			14
14	100 to 174 acres	1,500	48	3	108	54	31	24	8	3	2	34
15	175 to 259 acres	983	16	1	84	26	10	7	2	3	3	16
16	260 to 499 acres	2,145	8	2	224	42	49	6	4	2	2	58
17	500 to 999 acres	1,270		8	114	28	29	5	2			37
18	1,000 to 4,999 acres	471	2	2	27	9	4	1	1	1		28
19	5,000 to 9,999 acres	4										2
	Crop-specialty farms:											
20	Under 20 acres	313	12	1	18	6	7	35	1			15
21	20 to 49 acres	2,138	32	1	60	11	4	396	5		11	159
22	50 to 99 acres	3,878	37	1	64	12	7	608	13	1	22	476
23	100 to 174 acres	2,595	33	10	54	18	17	296	28	4	36	245
24	175 to 259 acres	789	6	2	19	13	6	75	19	2	12	45
25	260 to 499 acres	659	10	8	12	9	6	46	13	5	18	22
26	500 to 999 acres	194	4	6	6	4	4	8	5	3	3	9
27	1,000 acres and over	61	1	1	1	4	2	3	2	2		1
	Fruit farms											
28	Under 10 acres	197	25	17							3	2
29	10 to 19 acres	262	30	23				2			2	1
30	20 to 49 acres	480	39	23			2	1			1	
31	50 to 99 acres	194	21	6			1				3	
32	100 to 174 acres	92	10	2							1	
33	175 to 259 acres	26	1	1								
34	260 to 499 acres	24	2	3								
35	500 acres and over	10	1	2								
	Truck farms											
36	Under 3 acres	9			1		1	2				
37	3 to 9 acres	41	7				3	2				
38	10 to 19 acres	42	11		2		2	1				
39	20 to 49 acres	69	6		1			1				
40	50 to 99 acres	22	2		2							
41	100 acres and over	11	1		2							
	Dairy farms											
42	Under 10 acres	326	62	2	8	6	4	10			2	4
43	10 to 19 acres	332	87	2	4	5		3	1		6	6
44	20 to 49 acres	1,090	308	1	14	18	3	33	4		27	3
45	50 to 99 acres	937	190	4	27	24	8	16	3		46	6
46	100 to 174 acres	772	70	21	32	19	18	7	6	3	56	8
47	175 to 259 acres	272	7	11	13	9	7	2	4	1	19	6
48	260 to 499 acres	354	11	11	23	10	9	4	11	5	25	6
49	500 to 999 acres	121	2	10	8	8		4	1		5	
50	1,000 acres and over	23		2	2			1	1	1	2	
	Animal-specialty farms:											
51	Under 20 acres	54	6		1	1	1	3			1	
52	20 to 49 acres	222	28	2	7	2		17	2		1	6
53	50 to 99 acres	430	29	4	8	17	1	27	13		9	20
54	100 to 174 acres	547	26	12	12	20	6	23	13	4	18	26
55	175 to 259 acres	298	9	10	11	18	1	9	12	5	14	14
56	260 to 499 acres	444	3	19	31	17	2	12	22	7	7	19
57	500 to 999 acres	256	1	13	29	7	4	5	7	7	3	14
58	1,000 to 4,999 acres	90		2	15			3	6		2	14
	Stock ranches											
59	Under 3 acres	174	30	2	8	2		10	1	1		2
60	3 to 99 acres	70	3	2	2	3		4	3		1	
61	100 to 174 acres	113	2		6	1		3	4	2	2	
62	175 to 259 acres	83	2			4			4	2		
63	260 to 499 acres	267		8	6	21		3	7	4	5	2
64	500 to 999 acres	338	1	13	8	35		10	13	7		
65	1,000 to 4,999 acres	418	3	13	20	26		13	14	11		4
66	5,000 to 9,999 acres	44	1		3	3				1		1
67	10,000 acres and over	24		3	1						1	
	Poultry farms											
68	Under 3 acres	57	2		11	1		7			3	
69	3 to 9 acres	136	22		8			7			3	2
70	10 to 19 acres	102	17	1	4		3	1			1	
71	20 to 49 acres	154	15		6	1	4	2	1		6	1
72	50 to 99 acres	126	8	1	5	3	1	3	1		9	
73	100 to 174 acres	107	3	2	8	3	3		1	1	13	
74	175 to 259 acres	39		1	2	2	2		2	1	5	
75	260 to 499 acres	47	4	3	1		1			2	2	
76	500 acres and over	18		1	2					3		
	Self-sufficing farms											
77	Under 3 acres	19						1			1	
78	3 to 9 acres	198	20		7	6		11	2		6	1
79	10 to 19 acres	147	16	2	2	6	4	2		1	13	1
80	20 to 49 acres	254	6	3	20	3	8	2	1	1	21	3
81	50 to 99 acres	223	3	9	11	1	4	4		3	24	1
82	100 to 174 acres	319	2	9	11		18	3	3	8	35	4
83	175 to 259 acres	70		6	1	3	2		3	4	6	
84	260 to 499 acres	54	1		6		4	1	2	1	1	1
85	500 acres and over	25	2	3	1		1	1		2		3
	Abnormal farms											
86	Under 3 acres	132	3	1	17	3		3		1	2	
87	3 to 9 acres	747	103	3	34	31	18	37	2		22	5
88	10 to 19 acres	342	13	5	19	14	8	11	2	2	28	7
89	20 to 49 acres	504	24	8	19	24	14	16	5	3	57	5
90	50 to 99 acres	356	9	5	12	14	21	2	2	8	34	6
91	100 to 174 acres	509	7	7	24	11	31	3	5	12	84	4
92	175 to 259 acres	117	3	4	10	4	4		3	3	14	2
93	260 to 499 acres	176	4	4	6	9	11	3	1	5	14	2
94	500 to 999 acres	112	3	3	5	8	7	8	3	2	4	1
95	1,000 acres and over	17						2			2	

COUNTY TABLE V.—TYPE OF FARM, BY SIZE, 1930—Continued

[See NOTE, bottom of p 8]

	TYPE AND SIZE (See definitions in Introduction)	Boundary	Butte	Camas	Canyon	Caribou	Cassia	Clark	Clearwater	Custer	Elmore	Franklin
	General farms	Number	Number	Number	Number	Number	Number	Number	Number	Number	Number	Number
1	Under 3 acres				15		3					1
2	3 to 9 acres	4			38		4				4	6
3	10 to 19 acres	4			41		5				2	10
4	20 to 49 acres	10	6	1	285	1	57		9	1	15	27
5	50 to 99 acres	16	9	1	862		74	1	16	3	11	41
6	100 to 174 acres	43	19	5	142	3	34	3	35	28	13	37
7	175 to 259 acres	10	5	4	17	4	14		19	16	5	38
8	260 to 499 acres	7	6	6	11	7	27	3	21	18	8	36
9	500 to 999 acres	1	2	7	1	5	9	4	2	9	4	12
10	1,000 acres and over		1			2	1	3			1	
	Cash-grain farms											
11	Under 20 acres				5	1						
12	20 to 49 acres	2		1	88		10		4		3	9
13	50 to 99 acres	6	5	1	167	3	28		15		2	17
14	100 to 174 acres	16	10	22	85	9	30		29		1	37
15	175 to 259 acres	12	2	4	17	10	8	1	22		4	30
16	260 to 499 acres	19	5	40	4	35	30	3	24		3	55
17	500 to 999 acres	8		45	1	28	16	1	9		6	37
18	1,000 to 4,999 acres	5		31		7	18	1			7	10
19	5,000 to 9,999 acres											
	Crop-specialty farms											
20	Under 20 acres	2			13		5		1		2	26
21	20 to 49 acres	3	1		118	3	151		3	1	9	78
22	50 to 99 acres	11	7		292	1	296	3	7	3	16	77
23	100 to 174 acres	12	10	2	96	1	110	14	24	23	7	77
24	175 to 259 acres	3	8	1	29	1	50	1	10	4	5	28
25	260 to 499 acres	5	10	8	11	4	39	12	15	12	7	17
26	500 to 999 acres	2	2		1	2	5	4	3	4	6	1
27	1,000 acres and over					2	2	5		1	3	
	Fruit farms											
28	Under 10 acres				12						1	
29	10 to 19 acres				18							1
30	20 to 49 acres				30						3	2
31	50 to 99 acres	1			40							
32	100 to 174 acres	2			14				2			1
33	175 to 259 acres				6				1			
34	260 to 499 acres								1		1	
35	500 acres and over				3							
	Truck farms											
36	Under 3 acres				2							
37	3 to 9 acres				7							
38	10 to 19 acres				9							
39	20 to 49 acres				25							
40	50 to 99 acres				10							
41	100 acres and over				1							
	Dairy farms											
42	Under 10 acres	1			87		7					17
43	10 to 19 acres	2			96		7		1		3	9
44	20 to 49 acres	6	2		303		10		5	1	6	29
45	50 to 99 acres	10	5		205	3	14		4	2	6	38
46	100 to 174 acres	24	10	1	74	11	21	2	15	11	7	38
47	175 to 259 acres	7	3	1	12	4	8	4	4	6	2	27
48	260 to 499 acres	9	5	8	6	8	9	4	4	6	4	19
49	500 to 999 acres	1	1	4		5	2	3		1	6	6
50	1,000 acres and over			1		1	1	1			1	2
	Animal-specialty farms											
51	Under 20 acres	1			9	1	3					
52	20 to 49 acres		3		46	1	9		1			3
53	50 to 99 acres		6	1	58		29	1	4	2	1	4
54	100 to 174 acres	5	15	1	26	3	19	4	5	15	2	11
55	175 to 259 acres	3	10	1	5	2	10		5	7	4	8
56	260 to 499 acres	2	9	1	3	2	9	4	7	14	6	12
57	500 to 999 acres	1	1	5			5	3		5	7	8
58	1,000 to 4,999 acres			1				1			4	2
	Stock ranches:											
59	Under 3 acres		4	2	10	21	9				4	
60	3 to 99 acres		1		4		8			2	1	
61	100 to 174 acres		1		3	4	14	1	2	8	1	2
62	175 to 259 acres		5		1	4	12	1	2	14		1
63	260 to 499 acres		5	1	3	18	29	6	1	33	6	4
64	500 to 999 acres		9	6	3	35	15	4	1	17	18	2
65	1,000 to 4,999 acres		4	8	1	34	18	10		18	12	4
66	5,000 to 9,999 acres		2			2		1			2	
67	10,000 acres and over					1		2			2	
	Poultry farms:											
68	Under 3 acres				5						1	8
69	3 to 9 acres	5			27		1				1	8
70	10 to 19 acres	1		1	19		3				1	6
71	20 to 49 acres	3			42		8		2		1	5
72	50 to 99 acres	6			16		2		1		4	11
73	100 to 174 acres	3		2	7		3		1		1	13
74	175 to 259 acres	1			1				1		1	3
75	260 to 499 acres			1			1					3
76	500 acres and over										3	2
	Self-sufficing farms											
77	Under 3 acres				2							2
78	3 to 9 acres			1	8		2		4	1	1	3
79	10 to 19 acres	2			5		3		2		2	3
80	20 to 49 acres	2			10	2	2		15	2		2
81	50 to 99 acres	6		1	4		2		9	3		2
82	100 to 174 acres	4		4	3		3		15	6	6	2
83	175 to 259 acres	1					1	1	3			
84	260 to 499 acres			1			4	3	7		1	
85	500 acres and over					1	1	1			1	
	Abnormal farms											
86	Under 3 acres	2			13	6	7		1			11
87	3 to 9 acres	12	2	1	58	4	15		5	2	9	28
88	10 to 19 acres	8	1	2	39	2	10		4	1	4	6
89	20 to 49 acres	18	1	1	20	3	7		9	9	3	12
90	50 to 99 acres	20	3	2	12	3	2	1	15	4	6	14
91	100 to 174 acres	27	2	3	2	13	4	2	34	16	4	5
92	175 to 259 acres	5	2		1	2	2		6	1	1	2
93	260 to 499 acres	9	1	2	2	7	3	1	6	5	5	6
94	500 to 999 acres	1	1			10		1	3	5	5	1
95	1,000 acres and over	1				1			1			

COUNTY TABLE V.—TYPE OF FARM, BY SIZE, 1930—Continued

[See NOTE, bottom of p 8]

	TYPE AND SIZE (See definitions in Introduction)	Fremont	Gem	Gooding	Idaho	Jefferson	Jerome	Kootenai	Latah	Lemhi	Lewis	Lincoln
	General farms	Number	Number	Number	Number	Number	Number	Number	Number	Number	Number	Number
1	Under 3 acres		2					2				
2	3 to 9 acres	7	4	3	2	5	4	5	5	5	5	1
3	10 to 19 acres	5	17	4	2	7	3	12	7	3	3	1
4	20 to 49 acres	21	48	58	14	63	25	27	44	15	2	6
5	50 to 99 acres	21	33	69	25	90	55	37	67	22	9	12
6	100 to 174 acres	42	29	69	55	48	22	95	97	29	14	33
7	175 to 259 acres	15	8	17	28	10	4	30	35	13	3	11
8	260 to 499 acres	15	19	9	53	6	2	35	45	21	6	8
9	500 to 999 acres	2	14		24	3		8	7	5	2	1
10	1,000 acres and over	1	2		5	1		1	2	1	2	
	Cash-grain farms											
11	Under 20 acres	1		1	1	2	3				1	
12	20 to 49 acres	15	9	8	5	13	17	2	19		2	4
13	50 to 99 acres	36	8	27	22	16	43	19	72		23	12
14	100 to 174 acres	107	10	21	121	22	34	57	210	3	82	20
15	175 to 259 acres	49	4	2	109	3	11	28	171	1	54	9
16	260 to 499 acres	105	4	2	237	6	5	68	282	4	178	10
17	500 to 999 acres	54	2	1	118	7	1	41	85	3	79	5
18	1,000 to 4,999 acres	14		1	25	1		9	10		17	
19	5,000 to 9,999 acres											
	Crop-specialty farms											
20	Under 20 acres	21	3	2		12	4	5	3		1	
21	20 to 49 acres	57	7	34	1	123	78	4	15	1	2	3
22	50 to 99 acres	86	20	85	1	216	253	6	18	6	2	7
23	100 to 174 acres	98	14	81	12	158	210	18	38	21	4	6
24	175 to 259 acres	38	7	25	1	41	61	6	17	9		4
25	260 to 499 acres	37	9	17	5	30	26	12	18	25	4	4
26	500 to 999 acres	10	5	4	2	11	1	3	5	15		2
27	1,000 acres and over	1		1	1	4	1	1		5		1
	Fruit farms											
28	Under 10 acres		4	4			1	20	4			
29	10 to 19 acres		10	4				29	8			
30	20 to 49 acres		30	6			2	40	8			
31	50 to 99 acres		22					9	3			
32	100 to 174 acres		14				3	5	1			
33	175 to 259 acres		5					2	3			
34	260 to 499 acres		5	1				4	1			
35	500 acres and over			1			1					
	Truck farms											
36	Under 3 acres									1		
37	3 to 9 acres			1		3		3	1			
38	10 to 19 acres		1	1				3				
39	20 to 49 acres		4	4		1		2	5			
40	50 to 99 acres								1	1		
41	100 acres and over		1						1	1		
	Dairy farms											
42	Under 10 acres	2	6	1	2	1	5	10	7	3	6	3
43	10 to 19 acres	2	14	6		2		14	11			
44	20 to 49 acres	2	31	24	4	14	8	20	17	2		3
45	50 to 99 acres	8	40	35	3	7	5	34	22	3	3	11
46	100 to 174 acres	6	14	28	3	9	5	66	15	13	6	17
47	175 to 259 acres	1	6	8	3	1	1	21	9	6	1	8
48	260 to 499 acres	11	11	6	8	6		29	4	7	2	5
49	500 to 999 acres	2	7	1	5			7		2	1	3
50	1,000 acres and over		1			1		1			2	
	Animal-specialty farms											
51	Under 20 acres	1	1	1		1	1	2	2		1	1
52	20 to 49 acres	5	5	12	4	6	3	1	4	1		4
53	50 to 99 acres	5	6	36	5	11	16	4	3	10		11
54	100 to 174 acres	6	12	37	22	8	9	11	5	30	4	24
55	175 to 259 acres	4	6	6	19	6	2	6	6	18	2	5
56	260 to 499 acres	6	9	9	31	6	2	4	1	48	7	13
57	500 to 999 acres	2	3	4	21	1		1	1	25	3	4
58	1,000 to 4,999 acres	4	2		10	3						
	Stock ranches											
59	Under 3 acres	5		3	1	2	1			6		4
60	3 to 99 acres	7	2	1			1					
61	100 to 174 acres	5	1		3	1	3			11	1	4
62	175 to 259 acres	5	1	2	3					5		2
63	260 to 499 acres	16	3	4	16		2			11	1	2
64	500 to 999 acres	5	8	2	22	1	1			9		2
65	1,000 to 4,999 acres	6	15	4	45	1				18	3	1
66	5,000 to 9,999 acres		2		9							
67	10,000 acres and over	1	1		4							
	Poultry farms											
68	Under 3 acres		1	3			1	4	1		2	
69	3 to 9 acres		4	3	1			11	2			2
70	10 to 19 acres		3	6	1		1	12	2		2	
71	20 to 49 acres		8	2	4		5	10	2			1
72	50 to 99 acres		4	4	2			12	3		1	1
73	100 to 174 acres		5	3	4			9	2			5
74	175 to 259 acres		2		1			4				
75	260 to 499 acres		1	2	3		1	5			1	2
76	500 acres and over		2									
	Self-sufficing farms											
77	Under 3 acres			2		1	1			1		
78	3 to 9 acres	8	8	2	4	9	4	18	10	2	4	
79	10 to 19 acres	1	6	2	2	3		26	15		1	
80	20 to 49 acres	5	4	3	16	11	1	28	26	8	3	
81	50 to 99 acres			4	25	4	1	31	24	6	1	
82	100 to 174 acres		3		37	5		52	24	12	5	
83	175 to 259 acres		1		13	1		4	2	1	1	
84	260 to 499 acres		2					3		2	3	
85	500 acres and over									1		
	Abnormal farms											
86	Under 3 acres		5	7		3	2	5	3			1
87	3 to 9 acres	18	39	14	7	13	8	36	17	6	1	
88	10 to 19 acres	4	17	10	5	4	1	29	11	3	4	
89	20 to 49 acres	4	21	11	16	6	5	33	40	6	4	1
90	50 to 99 acres	5	6	2	11	4	1	32	29	3	7	1
91	100 to 174 acres	7	5	2	32	3	1	51	26	12	4	3
92	175 to 259 acres	1	1		7			9	6	3	1	
93	260 to 499 acres	4	2		6	3		13	3	3	2	
94	500 to 999 acres	2	1		8	1		4	1	2		
95	1,000 acres and over				2			1				

COUNTY TABLE V.—TYPE OF FARM, BY SIZE, 1930—Continued

[See NOTE, bottom of p 8]

	TYPE AND SIZE (See definitions in Introduction)	Madison	Minidoka	Nez Perce	Oneida	Owyhee	Payette	Power	Shoshone	Teton	Twin Falls	Valley	Washington
		Number	Number	Number	Number	Number	Number	Number	Number	Number	Number	Number	Number
	General farms:												
1	Under 3 acres	1			1	1		1	1				2
2	3 to 9 acres	3	10	23	5		13	2	2		25		7
3	10 to 19 acres	10	7	19	3	3	18		2		30		12
4	20 to 49 acres	40	40	23	11	16	55	9	7	4	98	2	48
5	50 to 99 acres	47	52	24	12	22	31	10	7	11	87	4	31
6	100 to 174 acres	29	8	30	16	26	9	12	14	26	45	16	37
7	175 to 259 acres	8	2	21	19	11	5	5	2	12	5	13	22
8	260 to 499 acres	8	1	32	28	13	5	18	2	20	6	33	39
9	500 to 999 acres		1	8	11	4	2	7	1	4	3	6	29
10	1,000 acres and over	1		3	1	1	1	1		1	1	2	5
	Cash-grain farms												
11	Under 20 acres	1	1	1	1	1	2				5		5
12	20 to 49 acres	20	6	12	2	11	8	6		2	26		15
13	50 to 99 acres	25	11	26	7	19	8	10		3	30	1	20
14	100 to 174 acres	68	5	92	43	17	2	23		18	41	17	22
15	175 to 259 acres	33		102	53	10	7	17		13	15	7	8
16	260 to 499 acres	82	1	177	143	12	5	78		58	20	15	33
17	500 to 999 acres	59	1	88	126		2	140		35	9	5	35
18	1,000 to 4,999 acres	23		48	52	1		88		11	3	3	11
19	5,000 to 9,999 acres	1						1					
	Crop-specialty farms:												
20	Under 20 acres	24	21	12	2	1	6	3			42		7
21	20 to 49 acres	90	235	13	4	35	2	8	1	5	341		24
22	50 to 99 acres	149	334	11	18	45	14	14	2	16	664	1	16
23	100 to 174 acres	104	78	16	12	55	4	12	10	16	492	8	12
24	175 to 259 acres	28	9	5	9	21	6	4	2	12	131	3	5
25	260 to 499 acres	18	4	5	12	36	5	2	2	13	66	11	9
26	500 to 999 acres	2		3	3	15	2	1		3	16	1	3
27	1,000 acres and over	3		1		3	1	1	1	1	4	1	
	Fruit farms												
28	Under 10 acres	1	2	59		3	15				24		
29	10 to 19 acres	1	1	37		1	58				22		14
30	20 to 49 acres	1	1	15		7	178				37		34
31	50 to 99 acres		1	2		5	48				16		16
32	100 to 174 acres			2		2	20				9		4
33	175 to 259 acres	1					4				2		
34	260 to 499 acres			1			1				1		3
35	500 acres and over			1									1
	Truck farms												
36	Under 3 acres										2		
37	3 to 9 acres			8			1				5		
38	10 to 19 acres		2	5			2				2		1
39	20 to 49 acres		1	6			5		3		3		2
40	50 to 99 acres			4					1		1		
41	100 acres and over			1					1		2		
	Dairy farms												
42	Under 10 acres	4	6	10		2	2	1	4		27	2	12
43	10 to 19 acres	2	3	5	1	1	12		2		15		8
44	20 to 49 acres	19	28	10	3	3	40	2	11	8	43		27
45	50 to 99 acres	8	26	6	8	5	32	4	4	7	24		31
46	100 to 174 acres	5	2	10	9	8	12	12	9	22	18	8	21
47	175 to 259 acres	3	1	5	3		5	4		11	1	4	13
48	260 to 499 acres	1		4	3	1	2	4	3	14	1	17	18
49	500 to 999 acres			2	2		2		1	4	1	6	5
50	1,000 acres and over												2
	Animal-specialty farms												
51	Under 20 acres	4	1	1	1		1				6		2
52	20 to 49 acres	6	8	3		4	4	1		1	18		5
53	50 to 99 acres	5	16	4	7	7	12	1		6	21	1	9
54	100 to 174 acres	5	9	10	7	15	9	3		20	18	3	14
55	175 to 259 acres	4	1	6	8	3	5	4		7	8	3	11
56	260 to 499 acres	1	1	8	16	10	5	3		27	6	3	20
57	500 to 999 acres	1		10	7	5	4	2		10	1	5	21
58	1,000 to 4,999 acres			1		1	4	1		3	2		9
	Stock ranches:												
59	Under 3 acres	4	10		5	10	8	1			11		4
60	3 to 99 acres	3	4		1	12					3		
61	100 to 174 acres	2	2	2		9		6		2	1	2	2
62	175 to 259 acres				2	5		1		2	2		1
63	260 to 499 acres	1	1	3	5	20		4		2	6	4	4
64	500 to 999 acres	3		4	4	43	1	5		1	3	11	21
65	1,000 to 4,999 acres	2		10	11	45	3	9			4	4	29
66	5,000 to 9,999 acres			5		1		2			1		8
67	10,000 acres and over			3		2							3
	Poultry farms												
68	Under 3 acres	1		1	1		1				8		
69	3 to 9 acres		3	4	3	1	2		1		13		4
70	10 to 19 acres		1	3	1	1	6				5		
71	20 to 49 acres	1	2	4	1	3	4		1		5		2
72	50 to 99 acres	2	4	6		6	1		1		3		6
73	100 to 174 acres		1		1	1		2	3		2		5
74	175 to 259 acres			2		3			2		1		2
75	260 to 499 acres				1	1		2			4		6
76	500 acres and over					1							4
	Self-sufficing farms												
77	Under 3 acres	1									5		2
78	3 to 9 acres	1	3	10	4	1	8	2			18		9
79	10 to 19 acres	3		9	2	1	2				4		6
80	20 to 49 acres			21	1	2	2		7	2	3	1	6
81	50 to 99 acres			19	1	4			6	3	1	4	2
82	100 to 174 acres			7	1	4	1	2	8	2	3	7	10
83	175 to 259 acres	1		7				1	1			3	3
84	260 to 499 acres			4							1	4	2
85	500 acres and over			1		1				1		2	3
	Abnormal farms												
86	Under 3 acres	3	3	6			3			2	10		3
87	3 to 9 acres	16	12	65	7	3	21	1	2		52	1	15
88	10 to 19 acres	15	5	7	5	5	12		2		17	1	9
89	20 to 49 acres	11	5	11	4	12	8	2	10	3	10	4	19
90	50 to 99 acres	3	6	6	4	13	1		5	3	2	5	9
91	100 to 174 acres	2	1	12	3	13	1	1	18	4	4	15	15
92	175 to 259 acres			3		3		1	1	3	2	3	4
93	260 to 499 acres			2	1	5	3	1	4	2	2	6	6
94	500 to 999 acres			1	3	11			2		1	1	2
95	1 000 acres and over			1		3					2		1

COUNTY TABLE VI.—TYPE OF FARM, BY SPECIFIED VALUE OF FARM PRODUCTS SOLD, TRADED, OR USED BY OPERATOR'S FAMILY, 1929

[See NOTE, bottom of p 8]

	TYPE, BY VALUE OF PRODUCTS (See definitions in Introduction)	THE STATE	Ada	Adams	Bannock	Bear Lake	Benewah	Bingham	Blaine	Boise	Bonner	Bonneville
	General farms	Number	Number	Number	Number	Number	Number	Number	Number	Number	Number	Number
1	Under $250	54			3	3	1	3		1	1	
2	$250-$399	168	5	3	4	5	14	8	2		9	
3	$400-$599	385	16	4	9	13	11	13	2	3	41	2
4	$600-$999	1,246	48	7	40	39	35	42	15	9	88	17
5	$1,000-$1,499	1,396	75	18	53	46	18	65	18	19	50	29
6	$1,500-$2,499	1,865	153	22	66	64	12	97	16	19	32	39
7	$2,500-$3,999	1,406	119	7	66	39	7	64	13	7	11	31
8	$4,000-$5,999	489	57	1	17	18		9	3		5	18
9	$6,000-$9,999	189	11	1	9	2		9	2		1	9
10	$10,000 and over	50	4		3			1	1			3
	Cash-grain farms											
11	Under $250	80				4		2				1
12	$250-$399	129	7		16	2	3	15				4
13	$400-$599	260	7	2	33	9	3	18	2	2		6
14	$600-$999	685	16	5	61	34	11	25	3	2	1	21
15	$1,000-$1,499	998	21	1	101	38	11	27	2	2	1	20
16	$1,500-$2,499	1,671	48	3	159	49	16	21	6		3	40
17	$2,500-$3,999	1,704	41	5	138	28	25	16	6	2	1	40
18	$4,000-$5,999	1,163	21	1	74	10	21	1			1	32
19	$6,000-$9,999	737	4	1	37	6	22	2		1	1	24
20	$10,000 and over	305	1		2		18					11
	Crop-specialty farms											
21	Under $250	174	7	7	23	12	5	21	5		3	4
22	$250-$399	229	4	2	17	6	4	29	4	3	20	5
23	$400-$599	289	12	2	11	4	5	38	4	2	11	7
24	$600-$999	688	21	5	22	15	10	83	10	5	33	26
25	$1,000-$1,499	996	23	3	18	12	9	146	15	1	15	58
26	$1,500-$2,499	2,005	23	5	47	12	10	375	15	3	13	152
27	$2,500-$3 999	2,468	22	6	43	8	4	380	21	2	5	265
28	$4,000-$5,999	1,838	10		30	6	2	225	8	1	2	216
29	$6,000-$9,999	1,319	8		20	2	2	133	3			181
30	$10 000 and over	621	5		11		2	37	1			58
	Fruit farms											
31	Under $250	17	7	3							1	1
32	$250-$399	22	3	3			1				1	
33	$400-$599	57	6	6			2					
34	$600-$999	133	19	6				2			4	2
35	$1,000-$1,499	164	17	10							3	
36	$1,500-$2,499	227	25	18				1			1	
37	$2,500-$3,999	248	22	14								
38	$4,000-$5 999	157	10	7								
39	$6,000-$9,999	123	10	5								
40	$10,000 and over	137	10	5								
	Truck farms											
41	Under $250	3										
42	$250-$399	7	2				1					
43	$400-$599	17	2		2		1	1				
44	$600-$999	24	4									
45	$1,000-$1,499	37	3		1		4	5				
46	$1,500-$2 499	37	6		2							
47	$2,500-$3,999	30	1		1							
48	$4,000-$5,999	21	5									
49	$6,000 and over	18	4		2							
	Dairy farms											
50	$250-$399	66	6			4	1	1		1	7	2
51	$400-$599	195	12	2	3	10	5	2	2		14	4
52	$600-$999	690	100	10	17	24	14	20	5	4	41	3
53	$1,000-$1,499	973	123	13	20	23	8	16	3	3	57	9
54	$1,500-$2,499	1,201	238	22	35	22	14	22	14	2	45	6
55	$2,500-$3,999	794	174	15	36	12	2	13	6		16	7
56	$4,000-$5 999	272	68	2	14	4	3	6			4	4
57	$6,000-$9,999	102	14		3		1	2	1		2	4
58	$10 000 and over	94	2		3		1				2	
	Animal-specialty farms											
59	Under $400	25	3	2	1			2			1	2
60	$400-$599	56	1	5	2	1	1	5		3	7	
61	$600-$999	155	7		7	10	2	8	4	2	12	1
62	$1,000-$1,499	229	6	8	7	15	1	3	5	5	12	9
63	$1,500-$2 499	466	14	7	12	29	5	12	13	4	15	11
64	$2,500-$3,999	534	21	16	29	17	3	16	19	5	7	22
65	$4 000-$5,999	375	30	13	24	9	1	23	18	1		19
66	$6 000-$9,999	290	13	8	21	1	2	15	9	3		19
67	$10 000 and over	211	7	3	11			17	7		1	30
	Stock ranches											
68	Under $250	87				3		3				
69	$250-$399	97	3	1	1	4		1	9	2	2	1
70	$600-$999	83	3	1	2	4		2	1	1		
71	$1 000-$1,499	102	4			5		2	1	8	2	1
72	$1,500-$2 499	140	2	5	4	6		4	5	3	2	
73	$2,500-$3,999	219	2	11	10	15		4	3	2		
74	$4,000-$5,999	165	3	4	2	18		2	4	5	2	1
75	$6,000-$9,999	205	9	6	11	18		7	4	4		5
76	$10 000-$19,999	232	13	5	21	13		7	7	2		1
77	$20,000 and over	201	10	4	3	9		11	12	1	1	
	Poultry farms											
78	Under $400	41	4					1			1	
79	$400-$599	80	3	2	2	1	2	3	2		1	1
80	$600-$999	134	7	2	16	1	4	2	2	3	5	
81	$1,000-$1,499	138	19	2	5	2	4	3	1	3	10	
82	$1,500-$2,499	191	13	1	9	4	1	5			12	1
83	$2,500-$3,999	140	17	2	10	2	1	4		1	9	
84	$4,000 and over	90	8		5		2	2			4	1
	Self-sufficing farms											
85	Under $250	402	20	13	36	6	14	7	5	4	16	4
86	$250-$399	406	14	8	10	5	13	9	1	3	45	4
87	$400-$599	297	8	5	8	6	10	4	2	4	29	3
88	$600-$999	192	8	5	5	2	4	5	2	7	16	2
89	$1,000-$1,499	13		1					1	2	1	
	Abnormal farms:											
90	Under $250	607	38	16	35	29	14	18	3	4	18	11
91	$250-$399	736	43	7	32	29	34	18	7	11	77	6
92	$400-$599	833	47	12	50	43	28	25	5	15	65	10
93	$600-$1,499	598	34	5	21	17	17	18	6	4	50	4
94	$1,500-$3,999	128	5		3		14	2	2	1	18	
95	$4,000-$9,999	48	1		1		4	3			4	
96	$10,000 and over	62	1		4		3	6		1		1

COUNTY TABLE VI.—TYPE OF FARM, BY SPECIFIED VALUE OF FARM PRODUCTS SOLD, TRADED, OR USED BY OPERATOR'S FAMILY, 1929—Continued

[See Note, bottom of p. 8]

	TYPE, BY VALUE OF PRODUCTS (See definitions in Introduction)	Boundary	Butte	Camas	Canyon	Caribou	Cassia	Clark	Clearwater	Custer	Elmore	Franklin
		Number	Number	Number	Number	Number	Number	Number	Number	Number	Number	Number
	General farms											
1	Under $250		6		3		2		2		1	1
2	$250-$399	5	6		6		2		7		2	2
3	$400-$599	12	1	1	21		6		14	3	4	4
4	$600-$999	25	7	6	90	4	38	3	31	16	8	22
5	$1,000-$1,499	34	9	4	127	6	46	1	24	18	13	33
6	$1,500-$2,499	17	8	4	260	9	67	8	14	19	15	56
7	$2,500-$3,999	11	11	6	260	1	43	1	7	10	13	65
8	$4,000-$5,999	1	2	2	105	2	13	1	2	3	5	18
9	$6,000-$9,999			1	32		6		1	1		6
10	$10,000 and over		1		8		1				3	1
	Cash-grain farms											
11	Under $250		1	1	1	4	6					
12	$250-$399		1	5	6	2	2	1	1		1	
13	$400-$599	1	2	5	12	2	7		4		1	4
14	$600-$999	3	4	12	36	6	10	8	18		2	29
15	$1,000-$1,499	5	4	9	72	13	17	1	19		3	31
16	$1,500-$2,499	8	4	84	87	24	33	1	26		7	46
17	$2,500-$3,999	12	5	29	102	24	27		20		6	50
18	$4,000-$5,999	11	1	28	35	10	20		10		3	12
19	$6,000-$9,999	9		11	13	8	7		3		2	13
20	$10,000 and over	19		10	3		2		2		1	3
	Crop-specialty farms											
21	Under $250		3		4	1	3		4		5	7
22	$250-$399	4	3	3	6	1	9	1	5	5		6
23	$400-$599	5			13	2	6	5	10	11	6	12
24	$600-$999	13	2	1	30	4	21	12	17	7	8	15
25	$1,000-$1,499	5	7	3	57	1	52	6	12	1	6	44
26	$1,500-$2,499	9	4	2	120	3	139	3	10	10	7	72
27	$2,500-$3,999	2	6	1	122	1	167	3	3	6	11	67
28	$4,000-$5,999		7	1	68	1	151	1	3	4	5	43
29	$6,000-$9,999		3		55		76			3	5	12
30	$10,000 and over		3		25		34	3			2	6
	Fruit farms											
31	Under $250										1	
32	$250-$399				1						1	
33	$400-$599	1			3							
34	$600-$999	1			18							1
35	$1,000-$1,499				12				2		1	1
36	$1,500-$2,499	1			23				2		1	1
37	$2,500-$3,999				32							1
38	$4,000-$5,999				27							
39	$6,000-$9,999				12						1	
40	$10,000 and over				20							
	Truck farms											
41	Under $250											
42	$250-$399				1							
43	$400-$599				2							
44	$600-$999				5							
45	$1,000-$1,499				8							
46	$1,500-$2,499				8							
47	$2,500-$3,999				14							
48	$4,000-$5,999				7							
49	$6,000 and over				9							
	Dairy farms											
50	$250-$399				15		5		1	1	1	4
51	$400-$599	9	2		29	2	1		5	1	1	4
52	$600-$999	19	10	1	122	4	18	3	6	6	5	26
53	$1,000-$1,499	15	5	4	136	5	16	4	11	3	9	28
54	$1,500-$2,499	10	6	5	237	6	21	3	7	8	12	61
55	$2,500-$3,999	5	3	3	174	11	11	2	3	4	4	35
56	$4,000-$5,999	1		1	50	3	4	2		3	3	18
57	$6,000-$9,999	1	1	1	15	1	1		1	1		7
58	$10,000 and over				5		2					1
	Animal-specialty farms:											
59	Under $400	1			1		1		3	1		
60	$400-$599	2	1		1				1	2		
61	$600-$999	2	3	1	6	1	4		5	2	5	
62	$1,000-$1,499	1	6		6	1	11	5	4	5	1	2
63	$1,500-$2,499	3	13	2	38	4	12	6	7	18	3	9
64	$2,500-$3,999	3	11	3	39	1	23	2	4	10	5	11
65	$4,000-$5,999		8	1	29	1	13			1	5	9
66	$6,000-$9,999		4	1	21	1	7			3	2	12
67	$10,000 and over		1	2	6		13			1	3	8
	Stock ranches:											
68	Under $250					3	16	2				1
69	$250-$399					15	3	1		1	4	
70	$600-$999					11	1	2		2	6	
71	$1,000-$1,499				1	6	3	2	4	5	2	
72	$1,500-$2,499		3	5	1	7	12	3	1	7	5	1
73	$2,500-$3,999		3	6	5	16	17	5		14	6	1
74	$4,000-$5,999		8	1	2	11	19	6	1	18	3	1
75	$6,000-$9,999		4	1	5	16	13	1		19	4	2
76	$10,000-$19,999		7	2	2	25	13	1		11	3	4
77	$20,000 and over		7	1	9	9	9	3		10	8	2
	Poultry farms											
78	Under $400			1	2		3				2	4
79	$400-$599	1		1	4				1			
80	$600-$999	1		1	17		7		2		3	7
81	$1,000-$1,499	6		1	17		1				1	5
82	$1,500-$2,499	4			32		4		1		1	20
83	$2,500-$3,999	2			36		1				2	14
84	$4,000 and over	3			18		2		1		4	8
	Self-sufficing farms											
85	Under $250			3	13		4		20	3	4	4
86	$250-$399	6			7		5	2	19	4	5	2
87	$400-$599	8		1	4	1	3	1	11	2	1	2
88	$600-$999	1		3	7	2	5	2	5	3	1	5
89	$1,000-$1,499				1					1		
	Abnormal farms											
90	Under $250	7	4	4	10	12	8	1	33	12	8	21
91	$250-$399	36	4	2	23	21	11	3	17	5	17	14
92	$400-$599	29		3	54	11	15	1	21	14	7	28
93	$600-$1,499	21	6	2	26	7	13		12	7	5	16
94	$1,500-$2,999	5			7				6	5	1	1
95	$4,000-$9,999	3	1		7		1		4			2
96	$10,000 and over	2	1		10		2		1			6

COUNTY TABLE VI.—TYPE OF FARM, BY SPECIFIED VALUE OF FARM PRODUCTS SOLD, TRADED, OR USED BY OPERATOR'S FAMILY, 1929—Continued

[See NOTE, bottom of p 8]

	TYPE, BY VALUE OF PRODUCTS (See definitions in Introduction)	Fremont	Gem	Gooding	Idaho	Jefferson	Jerome	Kootenai	Latah	Lemhi	Lewis	Lincoln
		Number	*Number*	*Number*	*Number*	*Number*	*Number*	*Number*	*Number*	*Number*	*Number*	*Number*
	General farms											
1	Under $250	1			11				6		3	
2	$250–$399	4	2		14			15	5	7	5	
3	$400–$599	4	4	5	23	6	3	35	17	9	1	1
4	$600–$999	22	35	25	57	37	10	81	82	21	12	6
5	$1,000–$1,499	17	37	35	54	49	14	63	74	24	11	19
6	$1,500–$2,499	33	41	82	33	69	23	41	76	22	8	29
7	$2,500–$3,999	32	37	52	12	48	36	12	34	27	4	11
8	$4,000–$5,999	8	12	22	3	19	24		10	2	1	5
9	$6,000–$9,999	7	6	6	1	5	3	3	4	1	1	2
10	$10,000 and over	1	2	2			2	2	1	1		
	Cash-grain farms											
11	Under $250	8			4	2	1	1				
12	$250–$399	5	1		1	1	2	7	4		1	2
13	$400–$599	10	2	4	10	6	3	10	17	1	4	1
14	$600–$999	37	4	10	32	10	8	33	52	2	14	8
15	$1,000–$1,499	55	8	11	49	8	16	40	90	1	20	12
16	$1,500–$2,499	94	8	23	109	23	23	50	166	2	63	18
17	$2,500–$3,999	103	7	8	150	12	36	36	213	2	102	15
18	$4,000–$5,999	40	6	5	146	4	12	28	155	1	118	3
19	$6,000–$9,999	24	1	2	93	3	10	14	110	2	85	1
20	$10,000 and over	7			44	2	3	5	42		29	
	Crop-specialty farms											
21	Under $250	2		1		2		3	13	6	2	
22	$250–$399	1		3	3	10		7	8	7		8
23	$400–$599	5	1	7	6	10	3	8	12	5	2	1
24	$600–$999	18	9	16	5	45	18	8	15	11		9
25	$1,000–$1,499	23	11	29	3	90	18	9	10	7	2	2
26	$1,500–$2,499	67	19	51	2	148	67	10	20	16	3	4
27	$2,500–$3,999	88	9	66	4	167	142	5	18	14	1	1
28	$4,000–$5,999	63	4	38		79	151	2	6	6	2	2
29	$6,000–$9,999	58	8	29		32	145	2	8	5	1	8
30	$10,000 and over	23	4	9		12	90	1	4	5		2
	Fruit farms											
31	Under $250		1					2				
32	$250–$399			2				4	3			
33	$400–$599							13	2			
34	$600–$999		4	2			1	29	6			
35	$1,000–$1,499		8	1				29	6			
36	$1,500–$2,499		17	3			1	18	2			
37	$2,500–$3,999		15	3			1	8	6			
38	$4,000–$5,999		16	1				3	2			
39	$6,000–$9,999		8	2				3				
40	$10,000 and over		21	2			4		1			
	Truck farms											
41	Under $250								1			
42	$250–$399								1			
43	$400–$599			2		1		3	1			
44	$600–$999					1		2	1			
45	$1,000–$1,499		1	1				1	2			
46	$1,500–$2,499		3	1		2		2	2	2		
47	$2,500–$3,999			2						1		
48	$4,000–$5,999		2									
49	$6,000 and over											
	Dairy farms											
50	$250–$399					4	1	2	5	2	1	
51	$400–$599		12	3	2	5	3	8	10	2		1
52	$600–$999	6	17	10	8	6	5	48	18	3	3	2
53	$1,000–$1,499	3	33	21	9	12	3	50	17	12	12	10
54	$1,500–$2,499	12	36	36	5	7	7	43	17	11	4	20
55	$2,500–$3,999	3	21	31	3	3	2	35	10	4		15
56	$4,000–$5,999	1	6	6	1	4	3	7	6	1	1	1
57	$6,000–$9,999	2	5	1				7	1	1		1
58	$10 000 and over	2		1				2	1			
	Animal-specialty farms											
59	Under $400				2						1	
60	$400–$599				7	2		1	1	2	1	
61	$600–$999	3	3	3	12	4	1	8	4	3	1	3
62	$1,000–$1,499	4	5	11	21	5	1	8	2	8	2	5
63	$1,500–$2,499	5	10	22	22	3	3	9	5	25	4	14
64	$2,500–$3,999	5	12	36	27	7	11	3	5	32	5	15
65	$4,000–$5,999	5	7	12	8	10	7		3	16	2	13
66	$6,000–$9,999	5	4	9	6	7	6		2	29	1	10
67	$10,000 and over	6	3	12	7	4	4			17		2
	Stock ranches											
68	Under $250	33								8	1	
69	$250–$599	3	1		6	1				1		
70	$600–$999	1			8					3	2	
71	$1,000–$1,499	2	5		12					2		
72	$1,500–$2,499		2	1	13	2	1			9		
73	$2,500–$3,999	1	12	2	24		2			6		3
74	$4,000–$5,999		4	1	9	1				5	1	
75	$6,000–$9,999	4	4	2	11		1			9		4
76	$10,000–$19,999	4	1	2	12	1				8	1	
77	$20,000 and over	2	4	8	8		4			9		3
	Poultry farms											
78	Under $400			2	3			5				
79	$400–$599			2	1		2	6				2
80	$600–$999		5	3	3			17	2		1	1
81	$1,000–$1,499		7	5	3		1	8	3		3	
82	$1,500–$2,499		11	7	3		1	13	6		2	4
83	$2,500–$3,999		6	2	2		3	9				3
84	$4,000 and over		1	2	1		1	9	1			1
	Self-sufficing farms											
85	Under $250	1	9	4	34	14	1	47	28	11	6	
86	$250–$399	3	8	2	30	6	4	69	36	7	3	
87	$400–$599	8	4	5	20	7	1	34	24	6	6	
88	$600–$999	2	3	2	13	7	1	12	13	7	3	
89	$1,000–$1,499									2		
	Abnormal farms											
90	Under $250	16	34	7	28	9	3	34	24	15	4	
91	$250–$399	7	22	14	15	13	4	63	31	5	8	4
92	$400–$599	10	23	7	18	8	5	49	42	12	4	2
93	$600–$1,499	11	18	14	24	4	6	49	31	4	4	2
94	$1,500–$3,999			2	8			18	6	1	3	
95	$4,000–$9,999				3	1		1				1
96	$10,000 and over	1		2		2			2	1		

COUNTY TABLE VI.—TYPE OF FARM, BY SPECIFIED VALUE OF FARM PRODUCTS SOLD, TRADED, OR USED BY OPERATOR'S FAMILY, 1929—Continued

[See NOTE, bottom of p. 8]

	TYPE, BY VALUE OF PRODUCTS (See definitions in Introduction)	Madison	Minidoka	Nez Perce	Oneida	Owyhee	Payette	Power	Shoshone	Teton	Twin Falls	Valley	Washington
	General farms	Number	Number	Number	Number	Number	Number	Number	Number	Number	Number	Number	Number
1	Under $250			5			1	2					1
2	$250-$399	5	1	4	3	2	6	3	1	2	2	1	6
3	$400-$599	7	2	17	11	4	5	5	10	5	18		14
4	$600-$999	23	18	55	9	12	35	11	10	12	34	13	86
5	$1,000-$1,499	30	23	43	17	19	31	14	9	21	44	18	32
6	$1,500-$2,499	40	32	26	31	23	32	13	5	18	78	30	73
7	$2,500-$3,999	27	34	15	23	23	15	11	3	15	80	11	51
8	$4,000-$5,999	16	9	2	9	4	9	4		4	31	3	14
9	$6,000-$9,999	3	2	2	4	4	5	2			14		3
10	$10,000 and over	1		4		5					2		2
	Cash-grain farms												
11	Under $250	6	1	7	2	1		12		2		2	13
12	$250-$399	8	2	4	2	1	2	8		2	4	1	5
13	$400-$599	8	1	13	9	4	2	6		4	11	3	11
14	$600-$999	32	4	17	30	8	5	22		11	12	8	15
15	$1,000-$1,499	45	4	48	56	6	10	45		21	22	14	21
16	$1,500-$2,499	65	6	93	115	17	7	64		30	33	11	38
17	$2,500-$3,999	61	7	117	123	12	2	76		39	31	6	29
18	$4,000-$5,999	48		97	63	7	3	69		17	25	3	16
19	$6,000-$9,999	26		97	24	9	3	46		10	8		5
20	$10,000 and over	13		54	5	6		15		4	3		1
	Crop-specialty farms												
21	Under $250	6	2	3	1	10		6		1			2
22	$250-$399	8	2	6	1	8	4	3		1	5	3	9
23	$400-$599	12	6	9	3	11	1	1	2	2	10	1	5
24	$600-$999	21	25	11	12	25	6	6	5	7	33	7	15
25	$1,000-$1,499	59	69	8	13	35	13	6	4	15	72	5	6
26	$1,500-$2,499	94	171	12	16	39	6	6	5	12	179	6	13
27	$2,500-$3,999	104	206	8	12	48	6	7	1	23	359		15
28	$4,000-$5,999	58	134	5	5	18	3	7	1	7	454	2	7
29	$6,000-$9,999	44	61	2	1	6		2		1	405	1	2
30	$10,000 and over	12	12	2	1	11	1	1		3	239		2
	Fruit farms												
31	Under $250						1						
32	$250-$399			1		1	1						
33	$400-$599	1	1	12		1	4				5		
34	$600-$999	1		16		4	8				11		3
35	$1,000-$1,499			37			16				12		9
36	$1,500-$2,499	1		26		4	54				18		10
37	$2,500-$3,999	1	4	14		3	95				18		11
38	$4,000-$5,999			5		2	65				9		10
39	$6,000-$9,999			4		2	49				12		15
40	$10,000 and over			2		1	31				26		14
	Truck farms												
41	Under $250						2						
42	$250-$399			2									
43	$400-$599			3									
44	$600-$999		1	5			2				3		
45	$1,000-$1,499		1	6			1				2		1
46	$1,500-$2,499			3					3		2		1
47	$2,500-$3,999			3			2		2		4		
48	$4,000-$5,999		1	2			1				2		1
49	$6 000 and over			1							2		
	Dairy farms												
50	$250-$399										2		1
51	$400-$599	4	2	4			5	2		4	8		12
52	$600-$999	9	7	8	5	1	12	2	6	11	15	8	24
53	$1,000-$1,499	11	21	21	6	11	22	7	6	8	34	6	27
54	$1,500-$2,499	11	15	8	14	4	39	9	5	19	24	15	44
55	$2,500-$3,999	9	12	7	4	3	22	9	4	17	26	6	21
56	$4 000-$5,999	3	6	3			3	2	3	4	10		11
57	$6,000-$9,999	2	3	1	3	1	3	3	3	1	7	2	
58	$10,000 and over						1		7		4		
	Animal-specialty farms												
59	Under $400				1	2		2			1		
60	$400-$599		1	2	1	5							1
61	$600-$999	8	2	6	2	4	1	1		3	7	1	2
62	$1,000-$1,499	1	5	7	5	7	1			2	3	3	10
63	$1,500-$2,499	5	7	11	10	10	9	6		14	9	4	22
64	$2,500-$3 999	4	10	10	6	5	13	3		17	18	2	20
65	$4 000-$5,999	10	3	5	10	3	6	2		22	7	4	18
66	$6,000-$9,999	2	2	1	3	4	3	1		13	15	1	14
67	$10,000 and over	1	6	1	3	4	6			3	20		4
	Stock ranches												
68	Under $250			2		2						4	9
69	$250-$399			1	1	24		3		1	3	1	3
70	$400-$599	1		2		23		1			2		4
71	$1,000-$1,499	2	1	2	6	8		6			3	2	3
72	$1 500-$2 499		2	3	1	12		5		2	2	4	6
73	$2,500-$3 999	2	1	1	6	17		3		2	5	2	9
74	$4 000-$5,999	2	1	3	4	9	2	1			2	2	5
75	$6,000-$9 999	3	2	4	6	10	2	3			4	3	13
76	$10,000-$19,999	4	6	6	2	24		5		2	4	2	10
77	$20,000 and over		4	3	4	18	2	1			5	1	11
	Poultry farms												
78	Under $400			3	1	1	2						5
79	$400-$599		1		1	5					3		3
80	$600-$999	1	4	2	2	4		1			3		5
81	$1,000-$1,499		2	5		2	4	1	1		6		7
82	$1,500-$2,499		1	4	3	2	5	2	3		12		4
83	$2,500-$3,999	3	2	4	1	1	2		3		5		3
84	$4 000 and over		1	2		2	1		1		7		1
	Self-sufficing farms:												
85	Under $250	3		20	1	6	4	2	2	6	10	7	9
86	$250-$399	3	3	27	6	3	4	3	1		10	5	12
87	$400-$599			22	2	3	5		8	1	7	5	15
88	$600-$999	1		9		1		1	9	1	8	3	6
89	$1,000-$1,499								1			1	1
	Abnormal farms:												
90	Under $250	15	5	25	12	14	6		2	5	20	13	20
91	$250-$399	14	6	26	4	18	10	1	11	6	14	5	18
92	$400-$599	14	8	40	6	15	16	4	11	1	22	7	15
93	$600-$1,499	7	9	20	3	15	17	1	12	2	26	3	22
94	$1 500-$3,999		1	1	1	2			6	3	1	4	9
95	$4 000-$9,999			1		1			2		1	2	4
96	$10,000 and over		3	1	1	1					3	2	

County Table VII.—TYPE OF FARM, BY TENURE OF FARM OPERATOR, 1930

[See Note, bottom of p 8]

	Type, by tenure of operator (See definitions in Introduction)	The State	Ada	Adams	Bannock	Bear Lake	Benewah	Bingham	Blaine	Boise	Bonner	Bonneville
		Number	Number	Number	Number	Number	Number	Number	Number	Number	Number	Number
	General farms											
1	Full owners	4,654	270	39	193	165	75	218	34	39	187	95
2	Part owners	1,110	54	13	43	40	12	39	10	11	35	25
3	Managers	40	3		2				1		3	
	Tenants—											
4	Cash	477	63	7	14	4	7	16	12	6	8	3
5	Other	947	98	4	18	15	4	38	15	2	6	25
	Cash-grain farms											
6	Full owners	3,206	58	5	365	114	29	65	6	6	4	69
7	Part owners	2,094	13	4	166	40	29	12	2	2		79
8	Managers	51	2		1		3	1				1
	Tenants—											
9	Cash	433	25	2	15	4	6	11	2			11
10	Other	2,008	68	7	74	22	63	38	9	1	4	39
	Crop-specialty farms											
11	Full owners	5,459	69	18	144	55	36	751	31	13	71	463
12	Part owners	1,352	6	5	34	9	5	237	14	1	5	73
13	Managers	157	4	3	4		1	7	3		1	10
	Tenants—											
14	Cash	718	12	1	36	6	4	86	4		11	49
15	Other	2,941	44	3	25	7	7	386	34	3	14	377
	Fruit farms											
16	Full owners	851	92	26			2	2			6	2
17	Part owners	125	8	3							1	
18	Managers	108	6	47								
	Tenants—											
19	Cash	54	8				1				3	1
20	Other	147	15	1				1				
	Truck farms											
21	Full owners	105	7		2		5	3				
22	Part owners	29	1					2				
23	Managers	1										
	Tenants—											
24	Cash	47	16		4		1	1				
25	Other	12	3		2							
	Dairy farms											
26	Full owners	2,793	435	42	88	81	32	56	15	6	154	28
27	Part owners	493	64	10	21	10	5	6	4	2	17	1
28	Managers	30	5					1				
	Tenants—											
29	Cash	422	130	4	9	3	6	10	5	2	9	5
30	Other	489	103	8	13	5	6	9	7		8	5
	Animal-specialty farms											
31	Full owners	1,500	56	32	71	66	12	62	35	14	42	72
32	Part owners	419	15	17	33	12	1	24	22	3	4	22
33	Managers	36	3	1	2						1	2
	Tenants—											
34	Cash	141	12	7	4	1	1	1	5	2	4	6
35	Other	245	16	5	4	3	1	12	12	4	4	11
	Stock ranches											
36	Full owners	982	34	14	29	54		36	31	19	8	3
37	Part owners	366	8	24	13	36		4	8	5	1	4
38	Managers	65	3	1	3	4		3	2			
	Tenants—											
39	Cash	72	1	1	8	1			5	3		2
40	Other	46	1	1	1					1		
	Poultry farms											
41	Full owners	625	54	5	40	8	13	18	1	6	34	3
42	Part owners	56	8	1	2		1		1		3	
43	Managers	4										
	Tenants—											
44	Cash	51	9	3	3			1	2	1	2	
45	Other	48	5		2	2		1	1		3	
	Self-sufficing farms											
46	Full owners	1,017	41	23	49	17	36	18	9	15	86	11
47	Part owners	70		7	2		2	1		2	8	
	Tenants—											
48	Cash	123	8		2		2	3	1	1	9	1
49	Other	99	1	2	6	2	1	3	1	2	4	1
	Abnormal and unclassified farms											
50	Full owners	3,002	208	40	146	111	87	89	20	28	217	44
51	Part owners	204	12	3	7	7	10	3	2	3	9	4
52	Managers	111	15	1	2		5	2	1	5	4	1
	Tenants—											
53	Cash	587	86	14	21	5	15	15	7	4	16	13
54	Other	452	37	8	25	6	8	19	7	2	4	16

COUNTY TABLE VII.—TYPE OF FARM, BY TENURE OF FARM OPERATOR, 1930—Continued

[See NOTE, bottom of p. 8]

	TYPE, BY TENURE OF OPERATOR (See definitions in Introduction)	Boundary	Butte	Camas	Canyon	Caribou	Cassia	Clark	Clearwater	Custer	Elmore	Franklin
	General farms	Number	Number	Number	Number	Number	Number	Number	Number	Number	Number	Number
1	Full owners	79	28	12	522	17	138	9	64	47	48	171
2	Part owners	5	6	10	119	2	35	2	24	14	3	27
3	Managers				1		2	1	1		1	1
	Tenants—											
4	Cash	9	3	1	59		18	2	8	5	7	4
5	Other	2	11	1	211	3	35		5	4	4	5
	Cash-grain farms.											
6	Full owners	34	8	49	150	42	59	3	36		17	133
7	Part owners	18	3	66	58	32	33		34		6	47
8	Managers	3		2	1	2		1			2	1
	Tenants—											
9	Cash	1		1	19	2	12	1	7			1
10	Other	12	11	26	139	15	26	1	26		1	12
	Crop-specialty farms											
11	Full owners	26	19	9	199	10	356	21	33	33	28	209
12	Part owners	2	4	1	62	1	77	1	9	2	11	43
13	Managers				4		6	5	3	4	1	3
	Tenants—											
14	Cash	2	2	1	28	1	26	11	8	3	6	15
15	Other	8	13		207	2	193	1	10	5	9	34
	Fruit farms											
16	Full owners	1			86				2		3	4
17	Part owners				17				1			
18	Managers	1			14							
	Tenants—											
19	Cash				5				1			
20	Other	1			21						2	
	Truck farms											
21	Full owners				37							
22	Part owners				6							
23	Managers				1							
	Tenants—											
24	Cash				14							
25	Other				6							
	Dairy farms·											
26	Full owners	46	10	10	531	35	60	9	22	17	23	145
27	Part owners	5	7	4	75	4	7	1	4	3	8	26
28	Managers	1			7							
	Tenants—											
29	Cash	6	4		83	1	1	2	6	2	2	1
30	Other	2	5	1	97	2	11	2	1	5	2	14
	Animal-specialty farms											
31	Full owners	9	28	6	167	9	56	9	15	35	15	32
32	Part owners	2	9	3	6		15	2	2	3	6	12
33	Managers				1		1		1		1	
	Tenants—											
34	Cash	1	2	1	12		6	1	2	1	1	3
35	Other		5		21		6	1	2	4	1	1
	Stock ranches											
36	Full owners		21	9	17	76	82	19	4	71	25	19
37	Part owners		5	7	4	20	15	2	2	8	8	3
38	Managers		2		1	1		2		6	6	
	Tenants—											
39	Cash		2			9	2	1		1	2	
40	Other		1	1	2	2	5			1		
	Poultry farms											
41	Full owners	16		2	98		14		5		12	53
42	Part owners	1			6		2					2
43	Managers											2
	Tenants—											
44	Cash				5						1	1
45	Other			1	8		2					
	Self-sufficing farms:											
46	Full owners	12		6	21	3	11	5	42	13	6	11
47	Part owners	2			3		1		1		1	1
	Tenants—											
48	Cash	1			6		4		6		3	2
49	Other			1	2		2		6		1	1
	Abnormal and unclassified farms·											
50	Full owners	66	13	25	121	32	85	4	60	34	45	78
51	Part owners	2	3	1	4	1	5	1	7	1	2	6
52	Managers	2			5	3		1	3	11		
	Tenants—											
53	Cash	8	1		36	6	5	2	17	6	5	10
54	Other	9	9	2	28	3	9		13	9	5	4

COUNTY TABLE VII.—TYPE OF FARM, BY TENURE OF FARM OPERATOR, 1930—Continued

[See NOTE, bottom of p 8]

	TYPE, BY TENURE OF OPERATOR (See definitions in Introduction)	Fremont	Gem	Gooding	Idaho	Jefferson	Jerome	Kootenai	Latah	Lemhi	Lewis	Lincoln
	General farms	Number	Number	Number	Number	Number	Number	Number	Number	Number	Number	Number
1	Full owners	85	98	107	124	175	65	191	202	82	25	41
2	Part owners	13	32	37	48	27	13	39	62	8	10	12
3	Managers	1	2	1			1			3		1
	Tenants—											
4	Cash	5	19	17	15	7	6	6	22	11	5	2
5	Other	25	25	67	11	24	30	16	23	10	6	17
	Cash-grain farms											
6	Full owners	142	16	18	219	33	38	85	335	4	166	20
7	Part owners	89	6	5	192	16	12	80	220	2	127	19
8	Managers	3			2	1		3	3	2		
	Tenants—											
9	Cash	17	4	5	57	1	15	6	38	1	7	2
10	Other	130	11	35	168	20	49	50	253	2	136	19
	Crop-specialty farms											
11	Full owners	170	21	104	18	367	278	36	63	37	7	11
12	Part owners	43	11	28	1	82	96	5	23	6	4	2
13	Managers	2	12	8		3	11	3	3	9		1
	Tenants—											
14	Cash	37	4	17	4	21	36	5	8	15	1	2
15	Other	96	17	92		122	213	6	17	15	1	11
	Fruit farms											
16	Full owners		53	10			6	79	25			
17	Part owners		15				1	19	1			
18	Managers		16									
	Tenants—											
19	Cash		3	2				4	1			
20	Other		3	4				7	1			
	Truck farms											
21	Full owners		4	4		1		5	5	3		
22	Part owners		1	2		3		3	2			
23	Managers											
	Tenants—											
24	Cash		1						1			
25	Other											
	Dairy farms											
26	Full owners	21	86	60	18	27	17	142	54	23	11	20
27	Part owners	2	19	19	3	6	1	34	17	4	7	8
28	Managers	2	3	2		1		2		1		
	Tenants—											
29	Cash	4	14	1	4	2	3	13	10	7	1	4
30	Other	5	8	27	3	5	3	11	4	1	2	18
	Animal-specialty farms											
31	Full owners	24	30	64	64	29	18	19	11	93	9	30
32	Part owners	5	9	16	31	8	5	4	3	11	5	12
33	Managers			4	1				2	5		1
	Tenants—											
34	Cash		2	7	6	1	1	3	3	13	3	6
35	Other	4	3	14	10	4	9	3	3	10		18
	Stock ranches											
36	Full owners	39	16	11	47	4	4			38	1	12
37	Part owners	2	13	4	42		1			11	3	1
38	Managers	3	3	1			2			7		
	Tenants—											
39	Cash	4	1		8	1				1	1	
40	Other	2			6		1			3		2
	Poultry farms											
41	Full owners		22	13	10		6	55	10		5	9
42	Part owners		2		3		1	9	1			1
43	Managers							2				
	Tenants—											
44	Cash		3	5	2			1	1		1	1
45	Other		2	5	1		1					
	Self-sufficing farms											
46	Full owners	13	12	8	63	27	7	139	85	27	9	
47	Part owners		3		6	2		2	3	1	3	
	Tenants—											
48	Cash		7		15	3		13	8	3	2	
49	Other	1	2	5	13	2		8	5	2	4	
	Abnormal and unclassified farms											
50	Full owners	53	80	60	90	46	30	188	114	53	27	12
51	Part owners	2	3	2	8	5		18	13	2	4	
52	Managers	2	3	5	5	1		4	2	3	2	
	Tenants—											
53	Cash	5	36	13	28	6	4	21	17	7	11	2
54	Other	5	11	22	15	7	5	9	14	5	3	6

COUNTY TABLE VII.—TYPE OF FARM, BY TENURE OF FARM OPERATOR, 1930—Continued

[See NOTE, bottom of p 8]

	TYPE, BY TENURE OF OPERATOR (See definitions in Introduction)	Madison	Minidoka	Nez Perce	Oneida	Owyhee	Payette	Power	Shoshone	Teton	Twin Falls	Valley	Washington
		Number	*Number*	*Number*	*Number*	*Number*	*Number*	*Number*	*Number*	*Number*	*Number*	*Number*	*Number*
	General farms												
1	Full owners	114	88	108	78	65	88	38	32	43	181	32	132
2	Part owners	21	5	29	28	12	17	13	3	24	41	33	54
3	Managers			3		2	3			1	1		5
	Tenants—												
4	Cash	8	5	24		7	8	6	1	3	26	3	15
5	Other	9	23	19	1	10	23	8	2	7	51	8	26
	Cash-grain farms												
6	Full owners	95	13	151	286	33	15	101		48	49	22	65
7	Part owners	70	2	174	104	15	3	176		60	25	9	44
8	Managers		1	7		3		1			3		2
	Tenants—												
9	Cash	74	3	35	3	6	4	9		8	10	2	6
10	Other	73	6	178	34	14	12	76		24	62	15	37
	Crop-specialty farms												
11	Full owners	215	425	27	44	104	19	15	15	29	305	13	42
12	Part owners	70	49	13	11	27	3	5	1	18	233	6	13
13	Managers	2	8			6	3	1	1	1	23		1
	Tenants—												
14	Cash	64	26	14	2	23	4	5		5	107	2	4
15	Other	67	173	12	8	51	11	10	1	19	588	4	16
	Fruit farms												
16	Full owners	4	4	98		9	217				72		48
17	Part owners			9		1	33				9		7
18	Managers			2		1	10				5		6
	Tenants—												
19	Cash		1	5			3				14		2
20	Other			3		7	61				11		9
	Truck farms												
21	Full owners		3	15			5		5		9		2
22	Part owners			5			1				3		
23	Managers												
	Tenants—												
24	Cash			4			2				2		1
25	Other										1		
	Dairy farms												
26	Full owners	31	49	30	22	14	72	16	28	39	88	16	84
27	Part owners	7	3	8	4	1	10	2	2	13	10	7	23
28	Managers						2		1		1	1	
	Tenants—												
29	Cash	1	7	8		3	13	2	2	4	13	5	10
30	Other	3	7	6	3	2	10	7	1	8	18	8	23
	Animal-specialty farms:												
31	Full owners	18	26	22	39	32	29	11		46	52	6	44
32	Part owners	3	2	10	4	4	8	2		19	7	5	33
33	Managers	1		1		3				1	3		1
	Tenants—												
34	Cash	1	2	3		3	4	1		2	3	2	3
35	Other	3	6	7	3	3	3	1		6	15	2	10
	Stock ranches:												
36	Full owners	11	16	9	23	104	3	12		7	21	7	35
37	Part owners	3		14	4	27	3	11			4	11	29
38	Managers					8	1	1			2		3
	Tenants—												
39	Cash	1		2		3		3			2	3	3
40	Other		1	2	1	5		1			2		2
	Poultry farms												
41	Full owners	3	9	16	7	13	8	3	8		28		17
42	Part owners	1		2		1	3				3		5
43	Managers												
	Tenants—												
44	Cash			1			2	1			4		1
45	Other		2	1	1	3	1				1		5
	Self-sufficing farms:												
46	Full owners	5	1	51	3	9	9	4	20	2	31	17	35
47	Part owners		1	7		1		1	1	3	1	2	2
	Tenants—												
48	Cash	1		10	1	2	1		1	1	8		4
49	Other		1	10		1	3			2		2	2
	Abnormal and unclassified farms												
50	Full owners	63	39	101	34	88	60	10	42	15	80	47	88
51	Part owners	5	2	8	1	10	4	1	1	1	5	6	7
52	Managers		1	1		2	2		3		6	2	5
	Tenants—												
53	Cash	18	8	38		6	10	8	2	4	29	6	22
54	Other	15	7	16	2	7	14	2		7	22	3	31

COUNTY TABLE VIII.—SPECIFIED FARM

[See NOTE,

	ITEM AND TYPE (See definitions in Introduction)	THE STATE		ADA		ADAMS		BANNOCK		BEAR LAKE		BENEWAH	
		Farms reporting	Expenditures	Farms reporting	Expenditures	Farms reporting	Expenditures	Farms reporting	Expenditures	Farms reporting	Expenditures	Farms reporting	Expenditures
	Feed	*Number*	*Dollars*	*Number*	*Dollars*	*Number*	*Dollars*	*Number*	*Dollars*	*Number*	*Dollars*	*Number*	*Dollars*
1	All types	22,051	7,040,244	1,354	470,553	249	84,815	794	335,356	365	122,766	347	83,317
2	General	4,344	814,075	293	73,706	36	4,578	124	27,088	88	10,609	81	12,990
3	Cash grain	3,481	640,441	52	11,061	8	987	300	81,860	55	6,718	65	10,810
4	Crop-specialty	4,393	753,088	43	5,771	7	241	63	10,208	22	1,377	28	2,771
5	Fruit	827	151,333	87	20,891	22	8,543					1	26
6	Truck	124	14,103	21	969			4	564			4	330
7	Dairy	3,080	1,071,251	554	186,592	53	10,598	77	23,928	45	10,351	41	13,481
8	Animal specialty	1,552	904,477	72	30,236	41	9,508	55	31,515	40	6,971	13	3,324
9	Stock ranch	847	1,721,080	8	61,683	33	43,974	32	124,251	58	39,477		
10	Poultry	667	438,622	62	33,084	5	1,735	44	22,409	6	2,805	12	6,853
11	Self-sufficing	787	72,862	35	4,259	19	1,974	20	1,704	7	374	28	3,744
12	Abnormal and unclassified	1,949	458,912	127	42,301	25	2,377	75	11,769	44	44,084	74	8,839
	Fertilizer												
13	All types	1,694	80,694	66	6,654	48	2,999	17	3,138	2	46	12	174
14	General	376	10,203	10	446	5	87	3	433	1	16	4	27
15	Cash-grain	306	9,851	1	40			3	600			1	15
16	Crop-specialty	235	13,090	1	175			2	250			1	8
17	Fruit	197	19,755	15	2,614	17	2,301						
18	Truck	62	8,746	13	2,490			2	1,500			1	42
19	Dairy	186	5,223	12	339	5	132					1	10
20	Animal-specialty	102	3,835	2	29	7	147	3	136			1	40
21	Stock-ranch	26	1,251	1	36	6	286						
22	Poultry	35	838	1	25			1	100			1	13
23	Self-sufficing	43	571	1	20	3	46						
24	Abnormal and unclassified	126	7,331	9	449			3	114	1	30	2	19
	Labor												
25	All types	25,475	12,706,235	1,219	485,104	312	227,398	1,050	501,759	469	171,767	241	92,554
26	General	4,468	1,127,288	320	84,038	41	8,530	180	50,240	137	17,558	42	5,202
27	Cash-grain	5,327	2,098,833	82	33,789	13	3,190	444	136,223	105	23,312	83	56,664
28	Crop-specialty	7,565	4,284,647	72	51,116	22	5,074	133	84,778	38	11,533	24	11,492
29	Fruit	1,041	1,445,860	97	82,780	75	144,558					1	15
30	Truck	125	117,534	24	35,065			2	10,500				
31	Dairy	2,383	565,521	418	105,886	50	7,272	85	22,751	48	7,167	26	4,704
32	Animal specialty	1,780	994,523	73	30,469	53	17,503	92	78,503	51	13,330	10	2,736
33	Stock-ranch	952	1,637,520	8	8,770	35	38,068	36	92,125	70	92,237		
34	Poultry	355	70,474	31	4,318	5	890	22	6,080	4	269	7	1,839
35	Self-sufficing	326	14,061	14	303	6	333	9	494	2	57	10	601
36	Abnormal and unclassified	1,153	369,974	80	48,570	12	1,970	47	20,065	34	6,304	38	9,301

	ITEM AND TYPE (See definitions in Introduction)	CARIBOU		CASSIA		CLARK		CLEARWATER		CUSTER		ELMORE		FRANKLIN	
		Farms reporting	Expenditures	Farms reporting	Expenditures	Farms reporting	Expenditures	Farms reporting	Expenditures	Farms reporting	Expenditures	Farms reporting	Expenditures	Farms reporting	Expenditures
	Feed	*Number*	*Dollars*	*Number*	*Dollars*	*Number*	*Dollars*	*Number*	*Dollars*	*Number*	*Dollars*	*Number*	*Dollars*	*Number*	*Dollars*
1	All types	115	79,512	685	210,524	64	17,066	278	52,151	206	119,305	177	101,427	589	140,507
2	General	11	2,599	126	27,796	8	1,014	71	10,433	39	7,699	42	9,230	133	24,140
3	Cash grain	31	7,735	61	8,458	4	310	43	4,055			11	4,281	77	13,594
4	Crop-specialty	3	135	292	61,922	7	225	34	3,996	14	792	17	2,055	131	17,993
5	Fruit							2	410			4	310	3	238
6	Truck														
7	Dairy	13	2,540	51	19,027	12	4,265	29	8,194	18	4,218	25	8,527	99	23,428
8	Animal-specialty	6	2,532	51	24,995	10	2,050	14	1,898	30	7,679	18	7,655	28	8,098
9	Stock-ranch	36	62,504	49	57,190	17	8,302	5	890	67	93,825	16	57,906	8	9,407
10	Poultry			14	3,697			4	3,890			12	8,105	55	32,685
11	Self-sufficing	2	170	6	621	4	615	31	1,831	10	383	7	280	8	925
12	Abnormal and unclassified	13	1,297	35	6,818	2	285	45	17,154	28	4,709	25	3,078	47	9,999
	Fertilizer														
13	All types	1	60	9	1,368			61	1,395	1	30	2	350	5	367
14	General							18	409						
15	Cash-grain							8	179					1	30
16	Crop-specialty			6	1,280			4	61			1	200	3	307
17	Fruit							2	16						
18	Truck														
19	Dairy			2	82			10	166					1	30
20	Animal-specialty							9	194						
21	Stock ranch	1	80					2	50						
22	Poultry							1	10						
23	Self-sufficing							3	40						
24	Abnormal and unclassified			1	4			4	270	1	30	1	150		
	Labor														
25	All types	172	113,417	969	511,780	37	57,234	185	23,807	197	169,359	192	116,111	805	265,296
26	General	10	5,459	146	30,903	10	5,955	35	4,662	40	13,429	46	24,092	156	37,898
27	Cash-grain	64	31,641	100	34,208	3	1,200	50	7,352			20	7,194	156	44,525
28	Crop-specialty	5	845	509	328,201	32	30,268	29	4,949	25	19,475	40	17,434	222	111,248
29	Fruit							2	124			3	3,108	3	540
30	Truck														
31	Dairy	19	4,102	45	12,100	9	1,925	16	1,968	11	1,906	20	4,915	132	27,932
32	Animal-specialty	6	2,443	67	38,168	7	625	12	1,631	26	16,059	19	13,515	41	14,040
33	Stock-ranch	55	66,510	66	61,173	23	15,371	3	140	73	108,518	22	43,006	7	10,362
34	Poultry			8	555			2	310			7	1,649	39	7,639
35	Self-sufficing	1	60	5	136			12	382	3	152	4	151		
36	Abnormal and unclassified	12	2,357	23	6,336	3	1,890	24	7,289	19	9,821	11	957	49	11,062

EXPENDITURES, 1929, BY TYPE OF FARM

bottom of p 8]

	BINGHAM		BLAINE		BOISE		BONNER		BONNEVILLE		BOUNDARY		BUTTE		CAMAS		CANYON	
	Farms reporting	Expenditures	Farms reporting	Expenditures	Farms reporting	Expenditures	Farms reporting	Expenditures	Farms reporting	Expenditures	Farms reporting	Expenditures	Farms reporting	Expenditures	Farms reporting	Expenditures	Farms reporting	Expenditures
	Number	Dollars	Number	Dollars	Number	Dollars	Number	Dollars	Number	Dollars	Number	Dollars	Number	Dollars	Number	Dollars	Number	Dollars
1	917	359,467	206	241,915	128	13,050	796	207,452	769	219,273	262	61,804	132	87,637	137	38,196	1,917	604,417
2	138	27,071	44	12,986	37	8,974	207	37,820	77	17,039	74	18,350	30	4,492	17	3,082	560	118,143
3	37	4,393	9	1,645	8	820	3	990	112	25,359	24	4,405	9	1,520	76	16,965	132	20,265
4	527	79,864	24	4,800	5	140	47	5,926	424	75,331	13	2,048	13	1,125	4	912	198	36,908
5	1	50					6	1,162	2	46	1	25					83	15,277
6	1	99															32	6,473
7	46	9,439	23	6,804	7	597	170	68,355	31	14,148	54	16,604	20	5,416	9	2,615	589	179,435
8	69	100,827	51	45,752	11	1,052	41	8,259	74	61,885	7	1,345	30	18,886	8	7,162	103	60,469
9	25	101,320	31	165,614	15	1,970	6	899	7	15,830			19	51,187	11	5,878	12	76,627
10	18	11,267	4	1,040	6	1,065	40	36,263	2	4,200	17	15,764			1	137	95	60,487
11	9	1,065	8	690	14	917	80	9,884	9	691	11	855			4	547	15	1,593
12	48	24,072	12	1,884	28	3,615	196	37,894	24	4,744	61	7,408	11	5,011	7	898	98	28,740
13	33	2,830	3	79	1	199	128	2,855	45	2,133	65	1,639					169	9,707
14	3	28	1	4	1	122	37	556	1	4	27	660					49	2,324
15							2	26	2	119	3	22					10	406
16	25	2,102					6	120	38	1,596	5	171					21	1,522
17	1	75					1	13			1	90					14	1,247
18	1	5															16	2,621
19							38	882			10	209					31	1,211
20	1	500	1	60			4	43	3	214	2	39					11	167
21							1	7	1	200							1	40
22							9	328			5	106					5	85
23							7	120									1	5
24	2	120	1	15			23	760			12	335					3	79
25	1,440	668,709	269	235,951	130	29,375	410	80,590	1,230	716,399	198	77,164	150	167,309	174	63,917	2,093	940,964
26	198	55,104	53	20,205	41	6,069	106	15,021	113	38,637	46	6,320	29	4,635	17	3,232	607	205,818
27	58	21,078	14	1,820	9	1,430	6	3,370	144	83,636	53	48,122	14	2,152	108	57,145	229	69,376
28	1,014	458,362	70	30,444	12	1,542	43	10,759	818	460,901	18	4,747	28	28,988	9	2,768	333	187,622
29	1	225					5	690	1	25	1	75					116	236,958
30	5	1,252															43	49,885
31	39	8,849	21	5,751	5	489	76	16,818	22	12,757	25	5,136	15	1,500	10	2,320	455	88,271
32	70	64,130	60	41,175	20	6,097	34	8,051	99	88,363	8	985	34	12,883	9	5,016	119	43,206
33	16	38,879	29	183,554	21	7,551	6	4,441	8	9,850			22	113,856	14	13,256	14	21,012
34	5	526	1	75	3	200	18	1,961	2	180	9	1,919			2	54	53	12,698
35	4	70	6	303	3	74	25	1,846	3	125	5	118			3	87	4	145
36	80	20,227	8	1,924	16	5,923	91	17,633	20	1,925	63	9,742	8	3,295	2	39	80	25,973

	FREMONT		GEM		GOODING		IDAHO		JEFFERSON		JEROME		KOOTENAI		LATAH		LEMHI	
	Farms reporting	Expenditures	Farms reporting	Expenditures	Farms reporting	Expenditures	Farms reporting	Expenditures	Farms reporting	Expenditures	Farms reporting	Expenditures	Farms reporting	Expenditures	Farms reporting	Expenditures	Farms reporting	Expenditures
	Number	Dollars	Number	Dollars	Number	Dollars	Number	Dollars	Number	Dollars	Number	Dollars	Number	Dollars	Number	Dollars	Number	Dollars
1	388	94,539	423	197,818	492	255,941	699	135,607	521	97,144	392	66,457	985	265 066	970	177,499	985	152,190
2	73	20,248	98	18,250	150	32,369	118	11,804	128	19 224	57	9,078	202	33,562	204	21,934	79	12,383
3	132	16,565	8	1,027	16	2,859	277	44,871	28	3,496	20	1,803	135	21,887	431	68,893	2	70
4	109	14,676	15	1,882	89	16,343	7	1,852	261	33,482	259	46,430	28	3,531	42	5,268	18	3,034
5			51	11,375	10	1,013					5	875	85	11,079	17	2,040		
6			5	651	3	325			3	126			4	202	7	960	1	136
7	21	4,196	95	27,480	75	24,685	19	4,041	25	6,775	14	6,844	180	94,013	65	20,654	25	4,335
8	34	25,537	25	12,818	80	67,153	71	19,748	33	21,027	16	8,722	28	5,040	19	7,540	86	57,515
9	4	5,300	24	32,412	11	87,150	74	41,084	2	130	2	2,550					80	63,871
10			22	13,276	18	7,757	13	4,469			6	7,375	61	66,819	11	4,327		
11	4	330	16	1,197	4	234	57	2,933	19	1,591	1	20	104	9,540	74	5,164	22	3,234
12	21	7,678	64	7,450	36	15,353	63	5,305	22	11,293	12	2,760	168	19,393	100	40,712	22	7,542
13	8	96	60	7,061	17	573	134	3,399	35	855	6	212	103	3,514	310	10,069	9	337
14			11	387	3	72	30	495	7	107			26	903	74	1,568		
15	1	50	2	18			69	2,062	2	78			3	104	142	8,100		
16	1	10	3	108	8	185	3	47	21	309	4	101	5	99	25	529	2	293
17			29	5,576	1	5							18	789	2	22		
18			4	752					2	140			4	202	1	200	1	40
19	1	36	5	114	4	111							22	627	24	892	1	1
20			4	73			19	527	3	221	1	96	2	38	3	282		
21					1	200	4	124										
22													5	87	3	27		
23							3	39					5	105	15	182		
24			2	33			6	85			1	15	13	560	23	2,297	1	3
25	636	337,961	494	373,471	508	317,493	630	313,473	708	380,497	618	441 329	660	144,606	855	275,188	330	236,965
26	92	28,308	114	36,251	140	44,826	107	11,906	160	33,874	72	17,194	127	16,902	149	27,397	65	20,925
27	242	89,000	19	4,093	27	9,651	476	170,737	46	21,036	48	22,292	148	48,112	593	190,220	5	3,750
28	333	153,536	38	48,635	106	118,404	14	2,135	439	164,153	447	329,891	32	10,277	58	14,027	48	34,539
29			75	155,792	11	17,367					7	29,970	71	18,429	21	7,791		
30			3	3,550					4	290			3	1,110	3	300	3	955
31	33	8,325	64	17,685	49	22,454	9	930	19	3,795	12	3,215	106	23,625	46	5,555	21	4,648
32	34	31,231	38	30,892	71	51,306	82	31,439	29	21,537	22	6,752	30	1,926	16	2,938	106	76,685
33	6	19,030	37	48,169	13	45,400	78	87,961	1	400	3	27,000					40	90,536
34			12	3,353	8	579	4	420			4	2,850	25	4,156	4	131		
35	6	140	3	106			36	1,053	7	153			46	2,176	23	913	11	811
36	13	1,359	31	4,914	17	4,436	34	6,893	13	15,184	3	165	83	17,801	43	25,917	19	4,026

COUNTY TABLE VIII.—SPECIFIED FARM EXPENDITURES, 1929, BY TYPE OF FARM—Continued

[See NOTE, bottom of p. 8]

	ITEM AND TYPE (See definitions in Introduction)	LEWIS		LINCOLN		MADISON		MINIDOKA		NEZ PERCE		ONEIDA		OWYHEE	
		Farms reporting	Expenditures	Farms reporting	Expenditures	Farms reporting	Expenditures	Farms reporting	Expenditures	Farms reporting	Expenditures	Farms reporting	Expenditures	Farms reporting	Expenditures
		Number	Dollars	Number	Dollars	Number	Dollars	Number	Dollars	Number	Dollars	Number	Dollars	Number	Dollars
	Feed														
1	All types	296	55,513	191	134,530	464	105,944	517	149,719	797	166,755	384	107,258	333	227,076
2	General	31	4,584	49	8,640	69	9,385	79	18,038	140	21,380	58	10,268	45	14,396
3	Cash-grain	190	33,547	29	6,585	157	48,557	8	958	276	50,901	218	40,866	20	5,764
4	Crop-specialty	9	627	9	2,500	154	22,075	318	60,788	37	5,011	15	6,005	73	9,147
5	Fruit					1	3	3	1,596	85	12,291			10	1,065
6	Truck							2	80	17	1,288				
7	Dairy	18	4,382	26	8,683	24	3,741	51	16,343	42	19,651	15	1,943	13	3,403
8	Animal specialty	10	2,078	52	36,025	14	6,343	21	12,413	85	7,525	27	12,071	24	12,916
9	Stock ranch	3	5,645	9	52,356	7	9,640	10	29,669	24	24,925	19	30,482	89	165,272
10	Poultry	5	2,565	11	8,615	1	1,250	8	3,300	19	12,089	6	2,959	12	5,419
11	Self sufficing	12	906			4	346	1	100	43	2,873	6	666	6	501
12	Abnormal and unclassified	18	1,179	6	1,126	33	4,604	16	6,384	79	8,821	17	1,998	32	9,193
	Fertilizer														
13	All types	6	603			19	807	6	458	118	5,330	3	103	6	977
14	General					7	246			19	385	1	15	1	4
15	Cash grain	5	586			2	50	1	180	25	1,350	2	88	3	55
16	Crop-specialty					9	498	4	228	2	200			1	18
17	Fruit									33	1,962			1	900
18	Truck									9	427				
19	Dairy	1	17							7	152				
20	Animal specialty					1	13			4	99				
21	Stock-ranch									1	6				
22	Poultry									3	39				
23	Self-sufficing									4	35				
24	Abnormal and unclassified							1	50	11	675				
	Labor														
25	All types	444	173,262	171	94,625	678	326,973	757	285,794	837	392,832	509	164,399	436	342,033
26	General	28	3,530	36	6,526	95	20,136	91	21,602	97	17,660	79	12,110	69	20,528
27	Cash-grain	362	159,136	31	7,037	203	114,553	18	3,725	407	224,931	299	91,992	46	29,454
28	Crop-specialty	8	1,036	14	10,648	303	165,917	530	199,239	41	9,493	42	12,175	145	75,037
29	Fruit					3	760	4	700	99	63,957			12	17,449
30	Truck							1	60	18	6,875				
31	Dairy	8	1,048	26	5,351	21	4,437	46	6,483	23	4,663	20	4,350	13	3,364
32	Animal specialty	10	1,091	44	24,308	15	9,516	29	12,245	31	7,635	37	14,650	34	23,206
33	Stock-ranch	3	4,150	10	38,401	8	6,056	10	34,325	23	32,498	19	27,025	85	161,936
34	Poultry	3	198	9	2,054	2	500	6	950	10	1,669	4	671	5	815
35	Self-sufficing	5	205			2	85			23	752	1	6	6	299
36	Abnormal and unclassified	17	2,868	1	300	26	5,013	22	6,455	65	22,899	8	1,420	21	10,035

	ITEM AND TYPE (See definitions in Introduction)	PAYETTE		POWER		SHOSHONE		TETON		TWIN FALLS		VALLEY		WASHINGTON	
		Farms reporting	Expenditures	Farms reporting	Expenditures	Farms reporting	Expenditures	Farms reporting	Expenditures	Farms reporting	Expenditures	Farms reporting	Expenditures	Farms reporting	Expenditures
		Number	Dollars	Number	Dollars	Number	Dollars	Number	Dollars	Number	Dollars	Number	Dollars	Number	Dollars
	Feed														
1	All types	501	110,626	290	63,588	145	107,356	264	63,679	1,595	426,275	112	21,108	599	280,800
2	General	80	12,530	32	7,377	33	4,594	42	5,073	182	35,488	26	4,013	135	29,558
3	Cash-grain	6	1,392	193	30,027			80	13,370	61	7,988	12	2,173	61	11,111
4	Crop-specialty	13	1,460	19	2,375	11	1,532	26	3,055	923	194,836	5	196	24	3,543
5	Fruit	237	41,905							65	11,096			45	9,818
6	Truck	4	490			4	285			10	880			2	195
7	Dairy	78	20,656	16	7,498	33	84,411	42	6,658	104	47,680	23	7,306	110	27,309
8	Animal specialty	23	16,372	6	1,145			53	28,228	58	69,731	8	697	67	31,735
9	Stock ranch	3	1,650	13	12,705			3	4,299	9	16,314	10	2,432	46	144,450
10	Poultry	13	8,829	3	712	8	6,090			32	25,895			21	11,390
11	Self-sufficing	8	678	3	200	22	3,290	4	450	16	1,989	8	889	26	2,519
12	Abnormal and unclassified	36	4,764	5	549	34	7,154	14	2,546	65	14,378	20	3,402	51	8,952
	Fertilizer														
13	All types	61	3,268			6	172	1	16	29	2,582	31	1,011	79	3,299
14	General	6	173			2	75			1	18	12	281	16	358
15	Cash grain											7	347	11	326
16	Crop specialty	3	85			1	25	1	16	21	2,296			10	251
17	Fruit	42	2,537							3	93			17	1,515
18	Truck	2	180			1	4			3	130			2	13
19	Dairy	2	28			1	18					3	56	5	119
20	Animal-specialty	6	265									5	181	10	471
21	Stock-ranch											2	38	5	184
22	Poultry													1	18
23	Self-sufficing													1	9
24	Abnormal and unclassified					1	50			1	45	2	108	1	35
	Labor														
25	All types	589	322,277	413	178,578	87	42,857	394	115,635	1,913	1,391,490	152	44,045	578	300,455
26	General	95	22,120	42	10,588	20	4,513	55	12,405	182	47,018	39	7,282	141	43,681
27	Cash-grain	18	8,295	284	116,377			105	38,324	84	40,989	26	8,897	85	28,756
28	Crop-specialty	19	13,018	28	10,354	14	5,360	52	23,101	1,350	959,722	11	3,932	47	17,430
29	Fruit	297	321,547							78	220,436			58	92,544
30	Truck	2	775			3	942			11	5,925			2	150
31	Dairy	76	17,493	24	4,786	20	27,302	41	8,056	52	21,915	26	7,628	81	13,395
32	Animal specialty	41	27,470	10	3,245			63	32,556	62	59,446	12	2,809	72	29,720
33	Stock-ranch	4	7,677	19	30,610			3	876	15	15,444	12	9,145	45	59,132
34	Poultry	7	1,107	2	50	2	55			17	7,574			13	2,150
35	Self-sufficing	5	230	2	40	1	495	1	50	12	332	7	328	12	534
36	Abnormal and unclassified	25	2,545	2	2,528	17	3,700	4	267	40	12,689	19	4,024	22	2,943

WYOMING

WYOMING

Counties, Principal Cities, Rivers, and Mountains

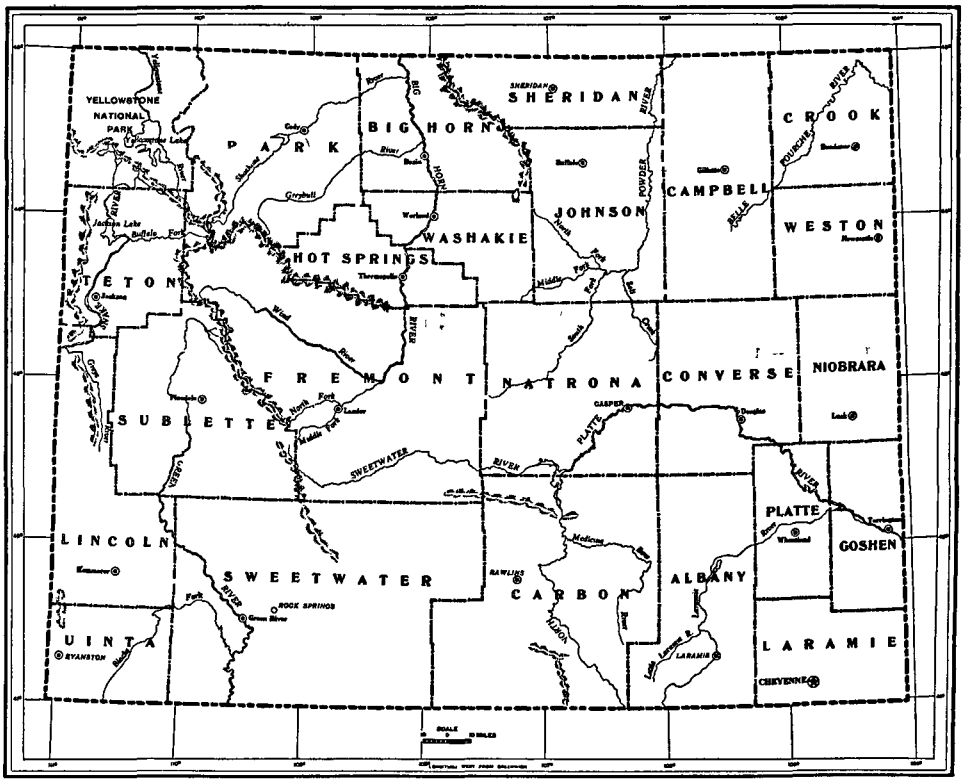

COUNTY TABLE I.—FARMS AND FARM ACREAGE, 1930 AND 1929, BY TYPE OF FARM

[See NOTE, bottom of p 8]

	ITEM AND TYPE OF FARM (See definitions in Introduction)	THE STATE	Albany	Big Horn	Campbell	Carbon	Converse	Crook	Fremont	Goshen	Hot Springs	Johnson	Laramie
	FARMS, BY TYPE, 1930	*Number*	*Number*	*Number*	*Number*	*Number*	*Number*	*Number*	*Number*	*Number*	*Number*	*Number*	*Number*
1	All types	16,011	548	948	1,310	500	811	953	942	1,487	229	536	996
2	General	2,493	41	139	225	40	156	211	166	244	46	90	152
3	Cash grain	1,783	5	5	286	10	90	107	63	336	12	30	186
4	Crop-specialty	2,839	75	527	31	68	75	19	161	508	25	39	107
5	Fruit	5	------	4	------	------	------	------	------	------	------	------	------
6	Truck	37	------	4	------	------	------	------	7	------	2	1	------
7	Dairy	612	39	23	9	29	45	20	31	24	18	6	60
8	Animal-specialty	1,458	10	46	155	50	44	107	137	141	15	38	172
9	Stock-ranch	4,040	228	65	370	210	284	315	181	122	75	227	183
10	Poultry	215	6	21	4	6	14	5	13	23	6	19	14
11	Self-sufficing	557	28	6	72	31	15	90	76	12	------	17	12
12	Abnormal	1,124	71	48	59	22	54	37	63	37	21	38	64
13	Institution or country estate	27	1	------	------	1	------	------	6	1	------	1	1
14	Part-time	929	59	40	55	15	50	25	43	33	20	27	54
15	Boarding and lodging	64	1	1	------	1	------	------	8	------	------	2	1
16	Forest-product	32	6	------	------	1	------	11	------	2	1	2	------
17	Horse farm, feed lot, or livestock dealer	72	4	7	4	4	4	1	6	1	------	1	8
18	Unclassified	668	45	60	99	34	34	42	44	41	9	36	46
	FARM LAND, BY TYPE												
	All land in farms, 1930	*Acres*	*Acres*	*Acres*	*Acres*	*Acres*	*Acres*	*Acres*	*Acres*	*Acres*	*Acres*	*Acres*	*Acres*
19	All types	23,525,234	1,302,481	187,666	2,560,755	2,048,810	1,753,907	1,241,681	1,088,284	1,082,004	275 685	1,229,348	1,644,740
20	General	1,492,848	21,414	20,454	193 297	21,925	125,154	151,418	39 417	135,391	11,091	116,048	107,015
21	Cash-grain	1,349 387	1,790	1,300	264,917	4,937	89,727	109,554	7,318	233,059	3,970	28,107	149,296
22	Crop-specialty	1,139,535	47,976	102,257	31,574	53,033	55,431	16,880	29,796	165,656	10,085	31,672	72,282
23	Fruit	166	------	166	------	------	------	------	------	------	------	------	------
24	Truck	2,356	------	386	------	------	------	------	146	------	------	------	------
25	Dairy	250,914	25,738	3,444	5,610	19,605	31,038	14,870	9,385	7,755	4,523	2,059	44,820
26	Animal-specialty	863,746	4,056	11,689	147,730	18,875	30,095	89,320	30,437	98,975	4,774	23,767	102,406
27	Stock-ranch	17,261,625	1,120,885	33,079	1,737,631	1,893,937	1,360,941	770,936	910,668	412,645	231,896	935,390	1,101,882
28	Poultry	54,625	1,080	1,680	1,685	245	5,077	1,976	906	5,852	828	16,007	3,302
29	Self-sufficing	187,574	14,050	545	38,655	12,810	6,690	37,258	11 083	2,836	------	7,507	4,468
30	Abnormal	425,325	37,923	3,792	49,465	8,461	25,390	25,799	37 944	6,399	6,345	18,635	18,130
31	Institution or country estate	8,951	------	------	------	------	------	------	2,720	------	------	------	------
32	Part time	296,747	22,836	2,855	39,605	4,781	23,780	16,735	6,473	6,399	6,345	18,635	12,019
33	Boarding and lodging	34,387	------	------	------	------	------	------	7,560	------	------	------	------
34	Forest-product	15,279	2,327	------	------	------	------	9,064	------	------	------	------	------
35	Horse farm, feed lot, or livestock dealer	60 961	12,760	937	9 860	3,680	1,610	------	21,191	------	------	------	6,111
36	Unclassified	415,631	27,569	9,074	90,191	14,982	23,664	23,610	11,189	13,436	2,183	50,056	41,140
	Average acres per farm, 1930												
37	All types	1,469	2,377	198	1,955	4,098	2,163	1,303	1,155	728	1,204	2,293	1,651
38	General	599	522	147	859	548	802	718	237	555	241	1,289	704
39	Cash-grain	757	358	260	926	494	997	1,024	116	694	331	937	803
40	Crop-specialty	401	640	194	1,019	780	739	888	185	326	403	812	676
41	Fruit	42	------	42	------	------	------	------	------	------	------	------	------
42	Truck	64	------	97	------	------	------	------	21	------	------	------	------
43	Dairy	410	660	150	623	676	690	744	303	323	251	343	747
44	Animal-specialty	592	406	254	953	378	684	835	222	702	318	625	595
45	Stock-ranch	4,273	4,916	509	4,696	9,019	4,792	2,447	5,031	3,382	3,092	4,121	6,021
46	Poultry	254	180	80	421	41	363	395	70	266	138	842	236
47	Self-sufficing	350	502	91	537	413	446	414	146	236	------	442	372
48	Abnormal	391	550	81	838	445	470	717	602	194	317	690	292
	Crop land harvested, 1929												
49	All types	2,007,751	101,456	62,567	157,546	108,360	83,546	102,292	57,465	228,802	17,904	61,031	206,946
50	General	233,693	2,856	6,237	22,953	4,010	12,865	18,065	8,900	27,139	2,400	9,827	30,394
51	Cash-grain	365,010	615	410	50,853	646	14,804	19,699	3,112	90,858	1,094	2,906	63,733
52	Crop-specialty	335,142	11,256	41,066	3,622	12,787	13,215	2,347	11,541	62,115	3,026	7,638	20,810
53	Fruit	92	------	92	------	------	------	------	------	------	------	------	------
54	Truck	683	------	198	------	------	------	------	91	------	------	------	------
55	Dairy	67,533	4,325	1,048	901	3,189	3,219	1,345	1,974	1,797	1,131	480	6,726
56	Animal-specialty	194,317	1,035	3,766	21 225	4,774	7,289	12,927	10,855	22,289	1,480	4,868	35,513
57	Stock ranch	733,635	77,755	8,373	49,465	80,461	29,906	42,241	16,790	20,678	7,435	30,052	42,895
58	Poultry	7,254	170	448	190	2	190	256	206	1,615	120	772	703
59	Self-sufficing	14,495	551	54	2,970	762	445	3,289	1,133	507	------	524	476
60	Abnormal	31,054	1,689	608	2,342	801	1,484	1,362	2,111	673	229	398	2,807
61	Institution or country estate	1,413	------	------	------	------	------	------	946	------	------	------	------
62	Part-time	20,511	1,084	377	1,904	391	1,370	820	605	673	229	398	1,153
63	Boarding and lodging	2,925	------	------	------	------	------	------	245	------	------	------	------
64	Forest-product	776	35	------	------	------	------	542	------	------	------	------	------
65	Horse farm, feed lot, or livestock dealer	5,429	570	231	348	410	114	------	315	------	------	------	1,654
66	Unclassified	24,843	1,204	267	3,025	926	120	761	752	1,131	69	3,566	2,889
	Plowable pasture, 1929												
67	All types	2,391,531	17,892	5,951	605,569	14,203	242,641	145,576	12,176	173,307	8,336	129,291	274,790
68	General	259,019	775	360	51,807	633	30,537	17 042	1,312	29,885	887	14,465	25,104
69	Cash-grain	367 376	200	------	76,965	305	20,393	12,319	292	47,855	190	4,672	34,105
70	Crop-specialty	117,375	1,762	2,846	6,020	1,642	8,482	1,580	769	23,228	919	1,822	19,850
71	Fruit	1	------	1	------	------	------	------	------	------	------	------	------
72	Truck	53	------	------	------	------	------	------	16	------	------	------	------
73	Dairy	42,463	1,101	232	1,988	550	6,151	1,500	491	1,927	216	517	9,564
74	Animal-specialty	150,519	400	283	42,052	836	8,604	12,987	1,378	14,417	140	3,073	25,038
75	Stock-ranch	1,337,696	9,000	1,277	391,668	7,659	158,230	85,615	6,878	50,252	4,411	92,593	146,597
76	Poultry	8,269	------	13	706	80	920	600	28	1,110	30	3,328	496
77	Self-sufficing	28,834	950	10	11,472	811	1,706	5,084	475	508	------	1 020	787
78	Abnormal	48,113	1,128	182	7,186	355	2,880	5,164	349	1,900	1,329	2,267	5,417
79	Unclassified	61,809	2,576	747	15,708	1,332	4,739	3,685	188	2,280	214	5,534	7,832
	Other pasture (excl. woodland), 1929												
80	All types	18,047,336	1,136,592	53,941	1,702,191	1,882,079	1,380,916	804,724	971,219	594,277	244,669	996,786	1,083,435
81	General	857 816	16,615	5,438	105,404	16,166	77,499	85,495	25,659	66,808	6,772	84,733	40,849
82	Cash-grain	567 802	869	333	122,795	3,628	50,301	53,644	2,836	62,493	2,674	19 334	35,186
83	Crop-specialty	557,982	25,146	18,455	20,933	35,426	31,633	10,811	12,737	61,299	5,496	19,749	26,209
84	Fruit	40	------	40	------	------	------	------	------	------	------	------	------
85	Truck	942	------	100	------	------	------	------	25	------	------	------	------
86	Dairy	186,618	19,608	1,072	2,372	15,235	20,075	6,936	5,119	2,904	2,581	891	24,410
87	Animal-specialty	450,995	1,857	3,742	77,315	9,957	16,377	44,188	13,192	56,856	2,786	14,556	31 645
88	Stock-ranch	14,709,641	1,013,440	20,025	1,248,336	1,776,495	1,141,687	555,839	872,430	331 855	217,771	780,478	880,904
89	Poultry	30,254	821	438	660	------	3,778	840	302	2,265	610	7 691	1,851
90	Self-sufficing	138,129	10,341	345	22,282	9,490	4,178	20,523	6,139	1,438	------	15,757	3,015
91	Abnormal	391,478	32,082	1,851	35,515	6,571	16,739	12,905	22,612	2,511	4,534	15,009	7 761
92	Unclassified	263,439	15,813	2,102	66,579	9,109	16,809	13,543	7,928	5,854	1,446	38,578	22,545

COUNTY TABLE I.—FARMS AND FARM ACREAGE, 1930 AND 1929, BY TYPE OF FARM—Continued

[See NOTE, bottom of p 8]

	ITEM AND TYPE OF FARM (See definitions in Introduction)	Lincoln	Natrona	Niobrara	Park	Platte	Sheridan	Sublette	Sweetwater	Teton	Uinta	Washakie	Weston
	FARMS, BY TYPE, 1930	*Number*	*Number*	*Number*	*Number*	*Number*	*Number*	*Number*	*Number*	*Number*	*Number*	*Number*	*Number*
1	All types	666	389	727	686	1,148	926	292	258	280	435	326	616
2	General	40	25	162	83	183	184	7	25	48	50	34	142
3	Cash-grain	19	5	76	29	223	129		15	7	4	4	142
4	Crop-specialty	68	24	65	362	290	103	30	33	36	48	129	16
5	Fruit		1										
6	Truck		2			1	12		3	2		3	
7	Dairy	237	33	19	17	23	57		16	19	70	9	8
8	Animal-specialty	95	11	66	41	115	89		5	27	13	53	28
9	Stock-ranch	101	178	273	94	154	190	215	118	52	174	70	161
10	Poultry	3	21	5	8	18	11				14	5	
11	Self-sufficing	12	14	17	10	14	37	8	9	15	10	1	31
12	Abnormal	86	63	33	30	116	74	29	24	69	40	10	41
13	Institution or country estate		1				1		2	10		2	
14	Part-time	80	61	31	18	97	65	20	19	39	40	8	30
15	Boarding and lodging				9	3	7	9	1	20			1
16	Forest-product	1				1							7
17	Horse farm, feed lot, or livestock dealer	5	1	2	3	15	1		2				3
18	Unclassified	5	12	11	14	11	40	3	10	5	12	8	47
	FARM LAND, BY TYPE												
	All land in farms, 1930	*Acres*	*Acres*	*Acres*	*Acres*	*Acres*	*Acres*	*Acres*	*Acres*	*Acres*	*Acres*	*Acres*	*Acres*
19	All types	417,202	1,133,104	1,221,741	471,906	1,487,504	969,550	418,826	1,244,571	94,695	375,419	256,265	999,730
20	General	12,282	18,343	138,762	17,616	102,138	93,031	2,090	5,555	11,861	19,717	7,804	120 965
21	Cash-grain	5,233	4,496	53,959	4,143	164,367	90 328		1,628	1,304	828	2,883	126,248
22	Crop-specialty	50,887	22,846	83,211	69,351	107,804	64,262	21,121	10,723	20,625	20,330	28,771	22,962
23	Fruit												
24	Truck						357		461			508	
25	Dairy	52,831	25,163	13,271	4,096	14,020	17,430		3,504	3 636	23,085	1,770	5,261
26	Animal-specialty	33,458	4,591	52,187	10,670	86,820	60,521		1,115	8,523	2,698	13,875	27,165
27	Stock ranch	241,073	1,013,057	842,251	336,496	964 475	624,033	381,528	1,212,372	24,021	294,125	191,427	626,887
28	Poultry	349	8,263	2,981	732	5,285	885				1,945	547	
29	Self-sufficing	2,898	7,396	7,904	2,258	3,975	6,034	1,435	1,304	2,065	2,173		14,230
30	Abnormal	11,188	27,274	16,755	21,897	34,490	13,837	12,046	2,206	20,763	5,915	811	19,860
31	Institution or country estate									6,231			
32	Part-time	9,713	27,274	16,755	4,709	30,926	8,732	7,676	2,206	9 068	5,915	811	12,499
33	Boarding and lodging				11,438	450	5,105	4,370		5,464			
34	Forest-product												3,888
35	Horse farm, feed lot, or livestock dealer	1,475			5,750	3,114							3,473
36	Unclassified	7,003	6,675	10,460	4,647	4,130	18,832	606	5,703	1,897	4,603	7,829	36,152
	Average acres per farm, 1930												
37	All types	626	2,913	1,681	686	1,296	1,069	1,434	4,824	338	863	786	1,623
38	General	307	734	857	212	558	506	299	222	247	394	231	852
39	Cash-grain	275	899	710	143	737	700		109	186	207	721	889
40	Crop-specialty	748	952	1,280	192	372	624	704	325	573	424	223	1,435
41	Fruit												
42	Truck						30		154			169	
43	Dairy	223	763	698	241	610	306		219	191	330	197	658
44	Animal-specialty	352	417	791	260	755	680		223	316	208	262	970
45	Stock ranch	2,387	5,691	3,085	3,580	6,263	3,284	1,775	10,274	462	1,690	2,735	3,894
46	Poultry	116	155	596	92	294	80				139	109	
47	Self-sufficing	242	528	465	226	284	163	179	145	138	217		459
48	Abnormal	132	447	540	730	300	192	415	116	301	148	101	497
	Crop land harvested, 1929												
49	All types	84,416	21,044	92 242	73,465	157,218	108,133	98,484	17,120	24,426	52,424	33 152	58,612
50	General	2,931	803	20,033	5,615	17,789	16,835	387	1,794	3,202	6,461	1 811	10,386
51	Cash-grain	1,897	1,223	13,029	2,174	55,997	20,065		1,115	505	248	342	19,685
52	Crop-specialty	15,179	2,414	8,399	34,862	32,788	12,966	8,333	3,894	6,187	5,693	13,153	1,851
53	Fruit												
54	Truck						169		50			175	
55	Dairy	21,186	1,412	1,307	1,110	1,998	3,990		1,679	1,227	6,760	525	204
56	Animal-specialty	11,758	650	7,905	5,263	15,690	12,075		281	3,187	1,011	7,404	3,072
57	Stock-ranch	27,480	13,101	39,418	22,111	27,512	38,534	87,499	7,321	7,549	30,160	5,760	21,139
58	Poultry	45	226	152	219	834	260				641	196	
59	Self-sufficing	434	161	448	123	185	517	288	187	216	253		972
60	Abnormal	2,557	480	1,115	1,343	4,080	1,251	1,857	241	1,803	1,030	77	716
61	Institution or country estate									467			
62	Part-time	1,952	480	1,115	297	3,007	1,011	1,168	241	578	1,030	77	461
63	Boarding and lodging				991	2	240	689		758			
64	Forest-product												199
65	Horse farm, feed lot, or livestock dealer	605			55	1,071							56
66	Unclassified	949	574	436	645	345	1,471	120	558	550	167	3,709	587
	Plowable pasture, 1929												
67	All types	21,303	21,132	229,231	6,038	100,046	83,040	6,361	1,385	4,690	3,669	1,950	216,035
68	General	1,196	650	30,214	801	14,240	10,359	175	193	911	527	104	26,842
69	Cash-grain	589	200	12,597	149	26 276	6,754		61	65	50	300	23 019
70	Crop-specialty	1,583	6,840	15,896	2,733	8,960	5,789	669	119	267	1,115	299	4,190
71	Fruit												
72	Truck						36						
73	Dairy	6,646	2,096	3,543	94	1,547	2,218		355	280	438	38	1 976
74	Animal-specialty	2,601	938	12,182	410	12,593	7,162		100	1,283		105	6,937
75	Stock ranch	7,368	7,638	140,701	1,224	29,770	45,882	5,394	356	735	1,355	830	133,265
76	Poultry		70	340	99	356	21				74		
77	Self-sufficing	260	8	475	98	608	1,382			426	35		2,719
78	Abnormal	400	2,164	2,233	323	5,180	2,156	123	201	703	70	214	5,280
79	Unclassified	660	528	2,050	107	516	1,281			20	5	60	11,807
	Other pasture (excl woodland), 1929												
80	All types	285,165	1,076 382	859,704	361 093	1,164,594	749 294	306,910	1,217,086	43,536	307 992	206,142	619 699
81	General	5,945	16,554	82,538	7,674	64 173	59,542	1,352	2,615	4,468	12,397	5,439	63,486
82	Cash-grain	1,067	2,980	25,643	730	69,340	54,038		125	532	294	2,158	57,356
83	Crop-specialty	31,712	12,755	56,972	20,579	61,384	39,923	10,867	5,331	10,841	12,487	10,984	16,211
84	Fruit												
85	Truck						104		404			309	
86	Dairy	17,844	20,879	8 041	2,569	7,849	9,601		241	760	14,629	822	2,120
87	Animal-specialty	14,371	2,750	29 586	2,991	71 494	31,986		601	2,957	1 369	4,728	15,693
88	Stock-ranch	200,608	981,414	628,958	302,210	860,268	526,851	283,934	1,201,237	11,682	256,081	180,182	428,166
89	Poultry	297	2,736	2,431	54	3 648	549				1,129	164	
90	Self-sufficing	1,927	6,923	6,378	1,752	2,943	3,452	1,012	606	668	1,474		7,686
91	Abnormal	6,324	24,523	13,143	19,005	21,422	9 039	9,323	1,613	11,097	3,906	400	11,754
92	Unclassified	5,090	4,868	6,014	3,529	2,067	14,149	422	4,318	531	4,227	896	17,227

COUNTY TABLE II.—VALUE OF SPECIFIED FARM PROPERTY, 1930, BY TYPE OF FARM

[See NOTE, bottom of p 8]

	ITEM AND TYPE OF FARM (See definitions in Introduction)	THE STATE	Albany	Big Horn	Campbell	Carbon	Converse	Crook	Fremont
	Land and buildings:	*Dollars*	*Dollars*	*Dollars*	*Dollars*	*Dollars*	*Dollars*	*Dollars*	*Dollars*
1	All types	206,359,171	9,406,279	7,661,065	12,498,683	11,807,699	11,193,954	9,758,695	7,905,985
2	General	19,732,134	331,651	734,450	1,293,963	361,650	1,150,125	1,352,478	976,015
3	Cash grain	17,293,040	50,106	58,600	1,875,753	52,400	734,000	1,025,972	222,120
4	Crop-specialty	31,798,906	1,067,763	4,608,650	171,983	1,067,585	1,364,455	173,180	957,850
5	Fruit	14,000		14,000					
6	Truck	145,050		29,000					26,900
7	Dairy	7,305,320	522,692	157,400	65,530	411,380	380,701	143,578	240,200
8	Animal-specialty	14,864,091	74,380	428,900	927,591	482,600	447,700	923,171	1,068,820
9	Stock-ranch	101,159,370	6,715,502	997,795	7,339,722	8,954,250	6,649,558	5,508,969	3,547,890
10	Poultry	1,040,168	18,550	67,300	15,100	8,820	44,020	17,940	46,800
11	Self-sufficing	1,758,554	85,065	13,100	227,733	113,017	46,020	262,772	161,945
12	Abnormal	6,095,707	258,600	240,265	219,680	99,420	230,370	198,520	465,965
13	Institution or country estate	440,042							92,705
14	Part-time	3,579,441	195,400	96,890	190,700	50,580	204,870	127,070	102,760
15	Boarding and lodging	1,127,969							101,000
16	Forest-product	107,450	18,800					71,450	
17	Horse farm, feed lot, or livestock dealer	840,805	49,400	143,375	28,980	48,840	26,000		169,500
18	Unclassified	5,645,831	261,970	311,605	361,628	256,577	146,810	152,120	191,480
	Land and buildings, per farm.								
19	All types	12,919	17,165	8,081	9,541	23,615	13,309	10,940	8,393
20	General	7,915	8,089	5,284	5,751	9,041	7,378	6,410	5,880
21	Cash-grain	9,699	10,021	11,720	6,559	5,240	8,156	9,589	3,526
22	Crop-specialty	11,201	14,504	8,745	5,548	15,700	18,193	9,115	5,949
23	Fruit	3,500		3,500					
24	Truck	5,002		7,250					3,843
25	Dairy	8,997	13,402	6,843	7,281	14,186	8,460	7,179	7,748
26	Animal-specialty	10,195	7,438	9,324	5,984	9,652	10,175	8,628	7,802
27	Stock ranch	25,039	29,454	15,351	19,837	42,639	23,414	17,489	19,602
28	Poultry	4,838	3,092	3,205	3,775	1,470	3,144	3,588	3,600
29	Self-sufficing	3,281	3,038	2,183	3,163	3,646	3,068	2,920	2,131
30	Abnormal	5,603	3,748	5,112	3,723	5,238	4,266	5,514	7,396
	Land and buildings, per acre								
31	All types	9	7	41	5	6	6	8	7
32	General	13	15	36	7	16	9	9	25
33	Cash grain	13	28	45	7	11	8	9	30
34	Crop-specialty	28	23	45	5	20	25	10	32
35	Fruit	84		84					
36	Truck	78		75					184
37	Dairy	22	20	46	12	21	12	10	26
38	Animal-specialty	17	18	37	6	26	15	10	35
39	Stock ranch	6	6	30	4	5	5	7	4
40	Poultry	19	17	40	9	36	9	9	52
41	Self-sufficing	9	6	24	6	9	7	7	15
42	Abnormal	14	7	63	4	12	9	8	12
	Farm buildings (including dwellings)								
43	All types	32,387,718	1,551,412	1,603,885	1,592,617	1,544,970	1,499,639	1,365,935	1,517,884
44	General	3,673,138	72,400	185,800	226,730	62,500	179,740	235,300	232,276
45	Cash-grain	2,171,853	3,100	12,300	224,277	7,450	90,660	148,230	39,275
46	Crop-specialty	5,383,805	221,550	838,125	22,400	121,125	199,025	20,650	165,915
47	Fruit	6,000		6,000					
48	Truck	42,300		9,000					7,400
49	Dairy	1,659,072	131,652	42,510	7,400	99,200	78,700	20,800	49,650
50	Animal-specialty	2,797,600	9,080	101,150	162,630	102,050	83,850	144,950	251,040
51	Stock-ranch	12,831,665	893,485	174,450	759,585	1,040,447	716,099	699,610	532,770
52	Poultry	847,320	11,350	21,550	3,550	5,850	13,925	3,000	13,100
53	Self-sufficing	348,943	20,350	5,200	39,625	25,650	7,600	45,020	31,508
54	Abnormal	1,773,293	85,700	142,900	33,150	24,800	35,025	29,800	160,250
55	Institution or country estate	113,550							25,150
56	Part-time	919,715	74,900	38,400	27,450	7,825	34,225	19,800	30,600
57	Boarding and lodging	457,636							51,900
58	Forest-product	19,850	4,200					10,000	
59	Horse farm, feed lot, or livestock dealer	262,542	6,600	104,500	5,700	16,975	800		52,600
60	Unclassified	1,353,727	102,745	64,900	43,270	55,898	25,015	18,575	34,700
	Farmers' dwellings:								
61	All types	15,866,118	773,378	952,095	775,095	678,420	697,505	672,945	834,605
62	General	1,992,122	43,750	123,000	125,225	32,575	86,920	118,920	126,005
63	Cash-grain	1,080,676	2,000	4,850	118,325	4,450	42,670	71,120	23,825
64	Crop-specialty	3,000,975	126,275	514,290	12,200	65,775	73,835	8,925	101,775
65	Fruit	4,500		4,500					
66	Truck	33,875		7,800					4,500
67	Dairy	833,823	50,750	24,300	5,200	47,250	37,750	11,075	30,800
68	Animal-specialty	1,490,305	5,450	60,400	85,290	63,360	30,300	66,975	143,625
69	Stock-ranch	5,634,017	434,780	95,800	357,350	404,600	305,965	342,400	260,100
70	Poultry	196,045	9,400	10,950	2,425	3,700	8,480	1,375	7,550
71	Self-sufficing	216,460	12,110	2,650	24,770	10,975	4,500	25,190	21,715
72	Abnormal	916,803	57,490	57,525	18,900	12,435	23,505	16,200	98,975
73	Institution or country estate	44,087							20,000
74	Part-time	601,511	52,240	29,375	16,500	4,435	23,255	11,375	22,225
75	Boarding and lodging	168,550							44,900
76	Forest-product	9,800	2,200					4,825	
77	Horse farm, feed lot, or livestock dealer	92,855	3,050	28,150	2,400	8,000	250		11,850
78	Unclassified	457,517	31,367	46,100	25,410	33,300	13,580	10,765	15,735
	Implements and machinery.								
79	All types	17,617,357	549,865	1,198,865	1,356,593	695,087	895,676	899,457	740,692
80	General	2,103,276	34,875	110,295	203,850	34,350	114,930	126,840	110,678
81	Cash-grain	2,601,840	4,800	18,000	391,012	6,700	146,945	181,285	23,098
82	Crop-specialty	2,453,050	74,235	775,955	20,950	56,010	120,485	17,380	87,813
83	Fruit	400		400					
84	Truck	14,895		2,450					1,955
85	Dairy	704,635	37,027	23,860	8,000	40,170	42,905	13,215	30,575
86	Animal-specialty	1,677,902	8,200	56,650	164,055	38,025	56,185	112,390	130,221
87	Stock-ranch	6,536,933	344,138	122,315	474,606	479,224	353,161	387,262	257,519
88	Poultry	98,422	2,325	9,255	2,026	850	5,850	1,350	4,442
89	Self-sufficing	151,213	9,015	1,950	19,575	12,625	8,100	27,302	14,629
90	Abnormal	657,918	26,365	37,435	27,660	15,153	25,000	16,296	63,536
91	Unclassified	327,373	8,885	40,300	44,859	11,980	22,115	17,107	16,226

COUNTY TABLE II.—VALUE OF SPECIFIED FARM PROPERTY, 1930, BY TYPE OF FARM—Continued

[See NOTE, bottom of p 8]

	ITEM AND TYPE OF FARM (See definitions in Introduction)	Goshen	Hot Springs	Johnson	Laramie	Lincoln	Natrona	Niobrara	Park
	Land and buildings	*Dollars*	*Dollars*	*Dollars*	*Dollars*	*Dollars*	*Dollars*	*Dollars*	*Dollars*
1	All types	18 050 372	2,937 476	9,666,589	14,360,174	5,835,410	5,383 236	11,208,792	8 823 128
2	General	2,197,232	322,924	944,421	1,381,716	264,800	127,975	1,478,895	658,360
3	Cash grain	3,878,176	88,725	190,674	2,596,715	116,980	73,240	695,785	161,940
4	Crop specialty	5,913,780	221,335	565,782	1,074,080	694,380	285,397	823,410	3,833,465
5	Fruit								
6	Truck								
7	Dairy	207,850	182,055	31,858	588 990	1,877,198	366,945	197,870	181,750
8	Animal-specialty	1,713,015	140,855	466,935	1,573,297	866,601	89,320	575,424	553,450
9	Stock-ranch	3,512,450	1,729,252	6,013,048	6,282,022	1,917,197	3,991,159	6,995,323	2,934,575
10	Poultry	121,600	35,700	167,260	63,680	17,128	81,565	31,900	47 565
11	Self-sufficing	63,200		64,081	44,023	43,900	63,200	141 450	34,000
12	Abnormal	149,760	161,900	111,190	309,031	269,196	176,635	161,935	331,300
13	Institution or country estate								
14	Part-time	149,760	161,900	111,190	203,301	228,196	176,635	161,935	64,300
15	Boarding and lodging								237,000
16	Forest product								
17	Horse farm, feed lot, or livestock dealer				105,730	41,000			30 000
18	Unclassified	263,310	54,720	1,121,510	466,620	56,030	127,800	106,800	86 723
	Land and buildings, per farm								
19	All types	12,139	12,827	18,035	14 436	6,762	13,839	15,416	12,824
20	General	9,005	7,020	10,404	9 000	6,620	5,119	9,129	7,932
21	Cash grain	11,542	7,394	6,356	13,951	6,157	14,648	9,155	5,844
22	Crop specialty	11,641	8,853	14,507	10,038	10,211	11,892	12,668	10,550
23	Fruit								
24	Truck								
25	Dairy	8,660	10,114	5,281	9,783	6,655	11,120	10,414	10,601
26	Animal specialty	12,149	9,391	12,288	9,147	9,143	8,120	8,719	13,499
27	Stock-ranch	26,791	23,057	26,489	34,328	18,952	22,422	25,624	31,219
28	Poultry	5,527	5,950	8,803	4,549	5,709	3,884	6,380	5,946
29	Self-sufficing	5,267		3,181	3,669	3,658	4,514	8,321	3,400
30	Abnormal	4,538	8,095	4,118	4,984	3,167	2,896	5,224	11,043
	Land and buildings, per acre								
31	All types	17	11	8	9	14	5	9	19
32	General	16	29	8	13	22	7	11	37
33	Cash-grain	17	22	7	17	22	16	13	39
34	Crop-specialty	36	22	18	15	14	12	10	55
35	Fruit								
36	Truck								
37	Dairy	27	40	15	13	30	15	15	44
38	Animal specialty	17	30	20	15	26	19	11	52
39	Stock ranch	9	7	6	6	8	4	8	9
40	Poultry	21	43	10	19	49	25	11	65
41	Self-sufficing	22		7	10	15	9	18	15
42	Abnormal	23	26	6	17	24	6	10	15
	Farm buildings (including dwellings)								
43	All types	2,413,152	530,960	1,271,515	2,538,960	1,129,880	961,246	1,179 015	1,998,441
44	General	343,355	66,100	143,320	266,650	49,780	23,410	198 650	196,100
45	Cash grain	412 852	14,400	22,800	298,890	16,870	14,175	82,700	49 459
46	Crop-specialty	926,780	48,555	105,200	167,800	104,770	39,350	88,105	864,675
47	Fruit								
48	Truck								
49	Dairy	33,550	50,250	6,410	142,050	334,910	101,625	28 950	61,300
50	Animal specialty	282,265	36,300	88,550	315,575	190,050	16,550	93,800	141,375
51	Stock-ranch	267,530	274,300	591,985	1,048,383	307,500	631 166	637,820	517,700
52	Poultry	49,300	10,000	30,000	18,770	13,700	36,400	8,000	29,265
53	Self-sufficing	5,700		13,650	14,025	7,000	13,200	10,900	6,800
54	Abnormal	43,720	20,285	16,600	98,742	90,800	42,820	20,990	109,300
55	Institution or country estate								
56	Part-time	43,720	20,285	16,600	80,075	77,300	42,820	20,990	17,100
57	Boarding and lodging								82,900
58	Forest-product								
59	Horse farm, feed lot, or livestock dealer				18,667	13,500			9,300
60	Unclassified	43,100	10,770	253,000	108,075	14,500	42,550	9,100	31,467
	Farmers' dwellings								
61	All types	1,180 203	242,695	601,940	1,020 555	703 986	386,945	522,350	1,152 165
62	General	163,960	41,270	81,380	124 700	29,130	11 225	91 675	122,275
63	Cash-grain	204,320	9,750	10,200	135,085	11,435	4,400	47 975	27,550
64	Crop-specialty	404,355	21,800	68,250	95,150	57,175	20,965	42,675	539,925
65	Fruit								
66	Truck								
67	Dairy	19,888	23,400	3,410	60 820	199,845	27,450	13,250	30,400
68	Animal-specialty	148,335	13,100	55,550	154 275	120,500	10,550	45 975	85,000
69	Stock ranch	118,315	104,825	255,610	300 175	193,600	230 340	258,215	245,900
70	Poultry	18 300	6,650	14,000	10,725	12,500	22,300	2,150	18,415
71	Self-sufficing	3,860		9,500	9,700	5,275	7,800	5,260	4,175
72	Abnormal	14,675	14,500	9,555	56,500	70,575	24,990	10,425	60,915
73	Institution or country estate								
74	Part time	14,675	14,500	9,555	57 700	61,275	24,990	10,425	12,015
75	Boarding and lodging								46,200
76	Forest product								
77	Horse farm, feed lot, or livestock dealer				8,800	9,300			2,700
78	Unclassified	24,225	5,400	63,025	54,405	3,950	26,225	4,750	16,610
	Implements and machinery								
79	All types	1,932 753	295,215	537 447	1,207,222	479,583	334 947	797,604	817 875
80	General	213,070	37,475	87,776	159 195	20,970	12,672	171,444	71,560
81	Cash grain	606,949	16,200	27,343	299 877	9,230	4,900	87,685	26,805
82	Crop specialty	722,244	27,930	33,531	128,948	49,180	14,265	79,335	422,325
83	Fruit								
84	Truck								
85	Dairy	16,705	30 675	3 650	42,211	160,337	27 450	24,975	18,125
86	Animal-specialty	187,705	27,000	45,601	209,795	81 206	6,035	64 350	54 570
87	Stock ranch	126,390	133,975	273,785	297,881	124,850	237,948	300,295	178 415
88	Poultry	11,905	3,200	8,447	4 975	250	6,498	3,950	7 550
89	Self sufficing	5,175		4,757	2,295	4,450	2,840	3 875	3 010
90	Abnormal	21,290	15,190	34 482	31 575	23,510	16,859	28,635	22,225
91	Unclassified	21,320	3,570	18,075	30,470	5,600	5,770	3,150	12,300

COUNTY TABLE II.—VALUE OF SPECIFIED FARM PROPERTY, 1930, BY TYPE OF FARM—Continued

[See NOTE, bottom of p 8]

	ITEM AND TYPE OF FARM (See definitions in Introduction)	Platte	Sheridan	Sublette	Sweetwater	Teton	Uinta	Washakie	Weston
	Land and buildings	*Dollars*	*Dollars*	*Dollars*	*Dollars*	*Dollars*	*Dollars*	*Dollars*	*Dollars*
1	All types	14,334,845	16,532,185	5,462,034	3,588,716	3,989,072	5,109,569	5,231,653	6,104,267
2	General	1,361,665	2,339,796	42,100	214,300	496,980	540,428	239,050	921,160
3	Cash-grain	2,238,692	1,853,615		116,500	68,250	40,770	33,500	1,120,528
4	Crop-specialty	3,720,000	1,567,185	383,720	386,450	618,230	405,832	1,706,854	167,510
5	Fruit								
6	Truck		57,000		19,150			13,000	
7	Dairy	162,380	805,310		182,100	140,150	625,448	91,200	44,910
8	Animal-specialty	1,264,715	1,504,122		24,600	430,650	81,200	1,003,985	220,750
9	Stock ranch	4,803,451	7,346,688	4,849,930	2,488,171	860,045	3,129,654	1,380,810	3,211,914
10	Poultry	108,970	43,900				73,870	28,500	
11	Self-sufficing	40,250	113,998	29,300	27,200	75,000	34,160		85,140
12	Abnormal	571,605	422,769	146,984	55,110	1,233,617	128,960	20,800	132,095
13	Institution or country estate					347,337			
14	Part-time	385,325	231,750	76,884	55,110	372,130	128,960	20,800	83,495
15	Boarding and lodging	14,700	191,019	70,100		514,150			
16	Forest-product								22,200
17	Horse farm, feed lot, or livestock dealer	171,580							26,400
18	Unclassified	63,117	477,802	10,000	75,105	66,150	42,240	703,954	200,260
	Land and buildings, per farm								
19	All types	12,487	17,853	18,706	13,910	14,947	11,730	16,017	9,910
20	General	7,441	12,716	6,014	8,572	10,354	10,809	7,031	6,487
21	Cash-grain	10,039	14,369		7,767	9,750	10,193	8,375	7,891
22	Crop-specialty	12,828	15,215	12,791	11,712	17,173	8,455	13,231	10,469
23	Fruit								
24	Truck		4,750		6,383			4,333	
25	Dairy	7,060	14,128		11,381	7,378	8,935	10,133	5,614
26	Animal specialty	10,998	16,900		4,920	15,950	6,246	18,943	7,884
27	Stock ranch	31,191	38,667	22,558	21,086	16,539	17,987	19,726	19,950
28	Poultry	6,054	3,991				5,276	5,700	
29	Self-sufficing	2,875	3,081	3,663	3,022	5,000	3,416		2,746
30	Abnormal	4,970	5,872	5,068	2,901	17,879	3,224	2,600	3,302
	Land and buildings, per acre								
31	All types	10	17	13	3	49	14	20	6
32	General	13	25	20	39	42	27	30	8
33	Cash-grain	14	21		72	52	49	12	9
34	Crop-specialty	35	24	18	36	30	20	59	7
35	Fruit								
36	Truck		160		42			26	
37	Dairy	12	46		52	39	27	52	9
38	Animal-specialty	15	25		22	51	30	72	8
39	Stock ranch	5	12	13	2	36	11	7	5
40	Poultry	21	50				38	52	
41	Self-sufficing	10	19	20	21	36	16		6
42	Abnormal	17	31	12	25	59	22	26	7
	Farm buildings (including dwellings)								
43	All types	2,277,059	3,078,484	794,965	495,802	907,450	769,357	994,500	720,595
44	General	222,920	570,475	6,925	30,202	85,200	99,650	46,325	127,300
45	Cash grain	294,190	247,875		21,300	12,200	13,000	3,900	150,950
46	Crop-specialty	629,905	250,450	38,275	65,675	100,700	52,555	298,100	14,120
47	Fruit								
48	Truck		21,950		2,400			1,550	
49	Dairy	25,880	169,175		48,000	34,300	153,210	27,650	11,900
50	Animal-specialty	170,950	297,770		4,650	72,700	18,750	187,290	26,275
51	Stock-ranch	768,147	1,066,526	635,115	202,275	172,250	343,297	215,750	335,475
52	Poultry	29,260	16,100				29,800	4,400	
53	Self-sufficing	10,350	41,700	6,400	7,600	15,550	9,165		11,950
54	Abnormal	114,950	189,111	34,400	13,350	395,000	42,500	10,150	18,950
55	Institution or country estate					88,400			
56	Part-time	74,950	96,325	16,900	13,350	102,550	42,500	10,150	10,900
57	Boarding and lodging	8,500	92,786	17,500		204,050			
58	Forest-product								5,650
59	Horse farm, feed lot, or livestock dealer	31,500							2,400
60	Unclassified	10,500	207,352	1,850	30,350	19,550	7,400	129,385	23,675
	Farmers' dwellings								
61	All types	1,091,068	1,378,998	397,305	217,387	395,737	411,810	500,275	349,387
62	General	141,930	302,475	5,150	15,627	53,300	55,925	30,925	63,780
63	Cash-grain	143,220	115,401		13,500	5,800	9,450	2,750	72,040
64	Crop-specialty	327,005	133,975	20,700	33,725	49,050	32,100	182,975	8,145
65	Fruit								
66	Truck		18,400		2,025			1,150	
67	Dairy	15,590	81,800		29,900	20,875	74,650	18,950	4,500
68	Animal-specialty	95,990	142,075		2,500	40,875	11,280	106,200	11,700
69	Stock-ranch	271,325	422,240	349,930	95,045	91,525	170,550	127,050	159,377
70	Poultry	16,500	10,600				16,150	2,975	
71	Self-sufficing	6,805	29,755	4,100	3,850	11,600	6,875		5,995
72	Abnormal	68,151	100,195	16,775	9,650	114,187	31,330	8,450	10,900
73	Institution or country estate					24,087			
74	Part-time	46,846	71,395	9,375	9,650	53,350	31,330	8,450	6,575
75	Boarding and lodging	4,500	28,800	7,400		36,750			
76	Forest-product								2,775
77	Horse farm, feed lot, or livestock dealer	16,805							1,550
78	Unclassified	4,550	22,080	650	11,565	8,525	3,500	18,850	12,950
	Implements and machinery								
79	All types	1,397,679	1,110,494	392,972	377,045	303,494	304,936	594,498	618,956
80	General	148,801	213,645	2,325	18,425	44,230	42,212	24,055	108,603
81	Cash-grain	319,795	197,347		11,100	6,497	2,950	3,905	200,827
82	Crop-specialty	379,015	98,972	28,275	34,045	27,410	23,890	221,957	9,900
83	Fruit								
84	Truck		3,990		4,200			2,300	
85	Dairy	31,045	59,365		15,375	18,075	55,659	9,711	5,525
86	Animal-specialty	110,610	115,639		2,210	35,160	9,190	136,180	26,855
87	Stock-ranch	370,363	352,303	347,272	180,815	76,555	148,520	131,560	227,871
88	Poultry	12,425	3,465				6,135	3,525	
89	Self-sufficing	4,215	6,695	2,450	2,690	5,720	3,375		6,390
90	Abnormal	55,310	36,536	11,500	6,385	83,507	6,506	53,300	10,725
91	Unclassified	6,100	22,547	1,150	1,800	6,270	6,500	8,000	13,300

County Table III.—Value of Farm Products Sold, Traded, or Used by Operator's Family; and Receipts from Boarders, Etc., 1929, by Type of Farm

Due to crop failure, new operations, etc., the farms reporting specific items will not always agree with those reporting "All products," as the latter represent the total number of farms of each type in the county, also see Note, bottom of p. 8]

	Class of product and type of farm (See definitions in Introduction)	The State		Albany		Big Horn		Campbell		Carbon		Converse	
		Farms reporting	Value	Farms reporting	Value	Farms reporting	Value	Farms reporting	Value	Farms reporting	Value	Farms reporting	Valu
	All products (sold, traded, or used by operator's family)	*Number*	*Dollars*	*Number*	*Dollars*	*Number*	*Dollars*	*Number*	*Dollars*	*Number*	*Dollars*	*Number*	*Dollars*
1	All types	15,343	63,293,353	503	2,385,670	888	3,615,624	1,211	3,463,092	466	4,513,666	777	2,893,979
2	General	2,493	4,285,825	41	59,430	139	276,135	225	349,469	40	77,778	156	193,600
3	Cash grain	1,783	4,035,358	5	6,160	5	6,096	286	565,075	10	11,333	90	148,065
4	Crop-specialty	2,839	9,966,124	75	164,172	527	1,908,365	31	51,743	68	177,596	75	266,509
5	Fruit	4	9,535			4	9,535						
6	Truck	29	65,457			4	10,278						
7	Dairy	812	2,219,312	39	142,762	23	91,388	9	24,192	29	115,637	45	110,204
8	Animal specialty	1,458	6,010,728	10	29,625	46	276,548	155	324,654	50	197,292	44	289,151
9	Stock ranch	4,040	34,426,951	223	1,924,668	65	752,511	370	2,090,899	210	3,883,205	284	1,849,565
10	Poultry	215	347,155	6	9,702	21	29,081	4	5,803	6	4,559	14	12,686
11	Self-sufficing	536	191,066	28	8,324	6	2,503	72	25,189	31	12,676	15	4,098
12	Abnormal	1,134	1,715,842	71	40,827	48	223,184	59	26,068	22	33,590	54	20,101
	Crops (incl. plants, flowers, etc.), sold or traded												
13	All types	11,003	15,123,247	237	252,684	799	1,677,692	863	689,913	244	319,551	481	477,392
14	General	2,172	1,334,692	25	14,900	126	89,713	199	95,211	33	23,983	123	51,486
15	Cash grain	1,770	2,912,718	5	5,631	5	4,525	281	384,414	10	9,685	90	93,326
16	Crop-specialty	2,837	7,807,818	73	129,319	527	1,451,991	31	40,339	68	132,488	75	201,252
17	Fruit	4	6,647			4	6,647						
18	Truck	29	52,435			4	7,408						
19	Dairy	457	209,559	21	16,574	19	9,709	5	2,310	14	16,096	27	13,168
20	Animal specialty	1,079	1,018,890	7	4,926	35	53,413	117	56,113	24	14,749	29	43,348
21	Stock ranch	1,738	1,349,295	73	72,772	34	44,399	179	95,277	73	110,946	97	67,479
22	Poultry	116	32,879	4	1,066	15	4,171	2	570	1	255	5	806
23	Self-sufficing	229	23,898	5	285	4	433	23	2,723	11	1,398	5	390
24	Abnormal	552	374,418	24	7,211	26	5,283	25	5,966	10	3,551	30	6,137
	Livestock, sold or traded												
25	All types	11,440	32,054,402	351	1,625,095	512	1,046,478	985	1,896,899	372	2,768,730	614	1,744,019
26	General	2,153	992,834	35	10,824	106	32,945	210	95,977	35	18,751	134	55,805
27	Cash grain	1,011	485,857			2	331	178	82,205	4	470	62	21,095
28	Crop-specialty	1,493	781,660	26	11,557	250	123,136	11	4,962	31	11,548	34	25,175
29	Truck	14	1,750			3	820						
30	Dairy	680	327,014	26	13,100	18	8,145	8	3,943	24	12,510	34	16,442
31	Animal-specialty	1,448	3,864,911	10	19,061	46	159,376	154	189,099	50	140,236	44	224,583
32	Stock ranch	3,886	24,639,097	221	1,553,648	63	563,225	365	1,508,711	208	2,593,517	278	1,395,278
33	Poultry	90	20,007	3	732	8	1,265	3	711			3	435
34	Self-sufficing	180	16,248	10	1,109	3	225	24	1,838	11	1,813	6	423
35	Abnormal	485	925,084	20	15,064	13	157,000	32	9,453	9	10,385	19	4,783
	Livestock products, sold or traded												
36	All types	11,688	13,080,734	318	387,835	720	594,988	887	574,717	359	1,244,716	583	526,189
37	General	2,247	1,160,167	39	20,034	138	96,110	213	81,479	39	20,929	143	51,774
38	Cash-grain	1,121	262,837	1	124	3	315	174	38,759	4	383	62	17,719
39	Crop-specialty	1,934	722,879	31	12,242	396	167,883	10	2,452	38	13,554	50	27,057
40	Fruit	4	1,338			4	1,338						
41	Truck	17	3,697			2	1,050						
42	Dairy	812	1,459,236	39	102,674	23	63,684	9	15,724	29	76,300	45	71,773
43	Animal specialty	1,249	724,396	8	3,318	42	43,889	125	37,437	38	26,862	35	13,760
44	Stock-ranch	3,132	7,235,562	159	224,074	53	152,488	281	388,364	179	1,088,284	199	331,680
45	Poultry	215	246,063	6	6,514	21	17,045	4	3,742	6	3,624	14	9,195
46	Self-sufficing	283	24,116	9	563	4	395	41	3,813	18	1,461	10	555
47	Abnormal	568	190,443	21	8,292	34	50,091	30	2,947	8	13,319	25	2,676
	Forest products sold												
48	All types	499	111,704	56	11,611	7	566	50	6,472	13	3,564	16	2,132
49	General	126	22,870	7	940	2	220	14	2,143	1	156	4	765
50	Cash grain	22	2,935					4	178				
51	Crop-specialty	39	5,196	2	76	4	290	1	40	5	606	1	75
52	Dairy	14	1,558									1	60
53	Animal-specialty	35	6,548	1	60			3	450	2	150		
54	Stock-ranch	178	31,801	27	4,200	1	56	24	3,155	4	437	10	1,222
55	Self-sufficing	25	1,504	9	475			2	240				
56	Abnormal	60	39,262	10	5,810			2	266	1	2,215		
	Farm products used by operator's family												
57	All types	13,889	3,923,986	421	108,445	820	296,600	1,082	302,091	414	164,105	725	144,247
58	General	2,479	775,262	41	12,732	139	57,147	225	74,659	40	13,959	155	33,770
59	Cash-grain	1,520	351,013	4	405	4	925	235	59,519	7	1,395	84	15,925
60	Crop-specialty	2,512	668,631	57	10,978	485	165,065	24	3,950	55	19,400	71	12,950
61	Fruit	4	1,550			4	1,550						
62	Truck	29	7,575			4	1,000						
63	Dairy	795	191,915	39	10,414	23	9,850	9	2,215	29	10,731	44	3,761
64	Animal-specialty	1,402	395,983	10	2,260	45	19,870	151	41,555	48	15,295	42	7,460
65	Stock ranch	3,534	1,171,196	199	59,924	52	22,333	319	95,392	182	90,021	254	53,896
66	Poultry	212	48,206	6	1,390	21	6,600	3	780	6	680	14	2,250
67	Self-sufficing	536	125,300	26	5,892	6	1,450	72	16,575	31	8,504	15	2,730
68	Abnormal	862	185,635	37	4,450	37	10,810	44	7,446	16	4,120	46	6,505
	RECEIPTS FROM BOARDERS, LODGERS, ETC												
69	All types	608	734,103	31	8,708	6	1,511	66	9,453	17	18,322	21	3,119
70	General	123	26,016	2	275	2	333	14	1,975	3	470	4	1,015
71	Cash grain	53	7,906					14	1,850				
72	Crop-specialty	58	9,533	7	2,236	2	53	1	200	1	150	3	155
73	Truck	1	120										
74	Dairy	20	2,703							1	130		
75	Animal specialty	54	8,262					8	721	5	902	1	100
76	Stock ranch	169	45,946	18	4,962			23	4,016	6	10,170	8	944
77	Poultry	3	665										
78	Self-sufficing	13	1,413	1	75	1	125	2	226			1	10
79	Abnormal	114	630,839	3	1,160	1	1,000	4	465	1	6,500	4	865

COUNTY TABLE III.—VALUE OF FARM PRODUCTS SOLD, TRADED, OR USED BY OPERATOR'S FAMILY; AND RECEIPTS FROM BOARDERS, ETC , 1929, BY TYPE OF FARM—Continued

[See note, p 162, beginning of this table]

	CLASS OF PRODUCT AND TYPE OF FARM (See definitions in Introduction)	CROOK		FREMONT		GOSHEN		HOT SPRINGS		JOHNSON		LARAMIE	
		Farms reporting	Value	Farms reporting	Value	Farms reporting	Value	Farms reporting	Value	Farms reporting	Value	Farms reporting	Value
	All products (sold, traded, or used by operator's family):	*Number*	*Dollars*	*Number*	*Dollars*	*Number*	*Dollars*	*Number*	*Dollars*	*Number*	*Dollars*	*Number*	*Dollars*
1	All types	911	2,415,096	898	2,809,103	1,446	5,559,876	230	1,369,844	500	2,704,431	950	3,686,608
2	General	211	278,525	166	261,166	244	419,711	46	80,847	90	194,594	152	343,488
3	Cash-grain	107	307,667	63	49,556	336	985,910	12	20,918	30	34,725	186	558,040
4	Crop-specialty	19	31,953	161	264,841	508	2,461,083	25	59,767	39	106,887	107	353,666
5	Fruit												
6	Truck			7	13,314								
7	Dairy	20	31,698	31	93,326	24	57,525	18	52,866	6	22,462	60	171,232
8	Animal-specialty	107	274,537	137	507,760	141	809,063	15	113,958	38	207,255	172	454,993
9	Stock-ranch	315	1,422,724	181	1,498,276	122	748,375	75	916,904	227	2,039,573	183	1,693,655
10	Poultry	5	4,675	13	19,140	22	33,551	6	8,879	19	27,188	14	25,188
11	Self-sufficing	90	37,658	76	19,736	12	5,692			17	7,579	12	3,824
12	Abnormal	37	25,589	63	75,488	37	31,966	23	15,705	34	64,168	64	62,522
	Crops (incl plants, flowers, etc), sold or traded												
13	All types	616	435,246	654	435,912	1,301	3,165,658	138	139,251	329	294,587	731	940,976
14	General	165	60,047	150	73,165	216	139,358	44	31,054	81	69,993	135	109,371
15	Cash-grain	107	217,068	63	34,440	336	760,418	12	13,923	30	24,596	184	397,733
16	Crop-specialty	19	24,990	161	195,787	508	1,989,669	25	48,872	39	81,737	107	263,222
17	Fruit												
18	Truck			7	10,232								
19	Dairy	9	2,634	15	6,403	21	9,565	10	2,914	4	1,289	33	11,677
20	Animal-specialty	79	44,127	104	63,224	111	181,072	14	9,590	31	18,457	140	82,309
21	Stock ranch	175	79,097	68	26,338	60	66,240	18	29,372	117	91,561	89	64,504
22	Poultry	3	350	8	1,824	17	3,987	5	1,589	8	1,179	6	1,914
23	Self-sufficing	45	5,089	42	3,516	8	1,037			8	632	1	60
24	Abnormal	14	1,844	36	20,983	24	14,817	10	1,937	11	5,143	36	10,185
	Livestock, sold or traded.												
25	All types	752	1,334,583	594	1,445,443	1,073	1,535,963	154	759,375	407	1,724,980	781	1,911,906
26	General	188	73,690	129	49,881	222	112,829	32	10,378	81	50,116	146	100,875
27	Cash grain	68	44,673	16	3,639	207	95,108	7	2,110	13	1,942	115	87,949
28	Crop-specialty	10	2,239	51	22,153	337	183,027	5	2,710	25	11,228	68	41,022
29	Truck			4	229								
30	Dairy	15	5,967	26	14,826	19	13,148	13	5,330	6	5,753	50	25,521
31	Animal-specialty	107	162,025	134	325,498	141	519,741	14	89,350	38	159,768	172	266,249
32	Stock-ranch	303	1,036,982	175	1,008,043	120	598,349	72	647,178	213	1,457,127	162	1,354,315
33	Poultry	2	295	7	1,094	11	2,869			12	3,493	8	2,459
34	Self-sufficing	42	8,806	14	1,064	5	640			6	743	4	578
35	Abnormal	17	4,906	38	19,021	11	10,252	11	2,324	13	34,815	36	32,938
	Livestock products, sold or traded:												
36	All types	730	321,161	640	715,495	1,157	485,298	171	298,707	410	524,839	784	598,006
37	General	190	63,300	152	91,303	231	94,254	48	23,149	86	43,312	145	89,104
38	Cash-grain	78	18,343	22	4,955	225	64,123	6	1,280	21	3,415	123	41,818
39	Crop-specialty	7	1,119	82	23,330	413	150,670	13	2,585	25	6,508	73	28,079
40	Fruit												
41	Truck			5	1,258								
42	Dairy	20	16,438	31	62,126	24	28,754	18	37,642	6	13,328	60	122,234
43	Animal-specialty	93	83,835	122	78,945	122	72,573	12	9,988	36	15,258	158	60,748
44	Stock-ranch	258	184,433	150	413,148	95	50,061	54	214,708	189	418,906	156	228,687
45	Poultry	5	2,320	13	18,302	22	22,239	6	5,890	19	18,296	14	17,341
46	Self-sufficing	53	3,945	25	2,425	9	734			11	1,126	7	598
47	Abnormal	21	2,428	38	24,703	16	1,890	19	3,465	17	4,793	48	9,397
	Forest products sold												
48	All types	128	30,342	15	5,307	23	5,373	4	4,273	15	9,297	4	274
49	General	43	7,475	1	267	9	1,685	1	80	1	1,780		
50	Cash-grain	6	787			2	180						
51	Crop-specialty	2	268	1	75	6	2,248			2	62	1	10
52	Dairy			2	878							1	50
53	Animal-specialty	14	1,693	4	2,350	1	180			1	1,060		
54	Stock-ranch	43	11,175	5	1,377	2	120	2	193	6	1,690	1	114
55	Self-sufficing	8	402										
56	Abnormal	12	8,342	2	460	3	960	1	4,000	5	4,685	1	100
	Farm products used by operator's family:												
57	All types	872	293,694	783	199,946	1,346	360,584	196	68,219	454	150,728	830	215,447
58	General	210	74,013	160	46,550	243	71,590	46	16,191	90	29,393	149	44,138
59	Cash-grain	98	31,796	49	6,522	285	66,081	11	3,605	28	4,772	131	30,540
60	Crop-specialty	15	3,337	125	22,996	485	135,469	23	5,600	36	7,352	83	21,333
61	Fruit												
62	Truck			7	1,595								
63	Dairy	20	6,659	30	9,093	24	6,058	18	6,960	6	2,092	59	11,750
64	Animal-specialty	105	32,657	131	37,848	136	35,497	14	5,030	38	12,703	163	45,687
65	Stock-ranch	299	111,037	143	49,370	111	33,605	56	25,454	196	70,387	167	46,035
66	Poultry	5	1,710	12	2,930	22	4,456	6	1,400	19	4,220	14	3,474
67	Self-sufficing	90	24,416	76	12,731	12	3,281			17	5,078	12	2,588
68	Abnormal	30	8,069	50	10,321	28	4,547	22	3,979	34	14,782	52	9,902
	RECEIPTS FROM BOARDERS, LODGERS, ETC.												
69	All types	52	7,591	41	77,764	40	5,616	3	450	30	196,956	46	9,267
70	General	20	1,913	10	1,415	4	1,000	1	250	10	1,858	8	1,274
71	Cash-grain	5	500			6	1,245			1	200	7	879
72	Crop-specialty	1	10	3	407	16	2,134	1	30	1	175	4	880
73	Truck												
74	Dairy			1	200	1	190			1	15	6	915
75	Animal-specialty	6	2,775	2	112	6	508	1	180	2	385	1	5
76	Stock-ranch	17	2,173	12	2,430	3	353			11	823	14	2,684
77	Poultry					2	165			1	500		
78	Self-sufficing	1	100	1	100								
79	Abnormal	2	120	12	73,100	2	8			3	193,000	6	2,630

COUNTY TABLE III.—VALUE OF FARM PRODUCTS SOLD, TRADED, OR USED BY OPERATOR'S FAMILY; AND RECEIPTS FROM BOARDERS, ETC, 1929, BY TYPE OF FARM—Continued

[See note, p 162, beginning of this table]

	CLASS OF PRODUCT AND TYPE OF FARM (See definitions in Introduction)	LINCOLN		NATRONA		NIOBRARA		PARK		PLATTE		SHERIDAN	
		Farms reporting	Value	Farms reporting	Value	Farms reporting	Value	Farms reporting	Value	Farms reporting	Value	Farms reporting	Value
	All products (sold, traded, or used by operator's family)	*Number*	*Dollars*	*Number*	*Dollars*	*Number*	*Dollars*	*Number*	*Dollars*	*Number*	*Dollars*	*Number*	*Dollars*
1	All types	661	2,846,091	377	2,423,076	716	2,247,419	674	3,133,508	1,137	4,128,234	886	3,583,093
2	General	40	57,862	25	25,586	162	285,531	83	187,636	183	307,891	184	381,254
3	Cash-grain	19	27,184	5	14,700	76	125,197	29	43,532	223	504,682	129	301,178
4	Crop-specialty	68	132,973	24	49,408	65	138,151	362	1,487,850	290	1,054,372	103	310,155
5	Fruit												
6	Truck											12	16,894
7	Dairy	237	447,086	33	179,899	19	45,580	17	61,426	23	44,222	57	159,445
8	Animal-specialty	95	304,283	11	21,017	66	142,448	41	187,249	115	436,369	89	449,894
9	Stock-ranch	101	1,449,747	178	2,067,945	273	1,427,712	94	1,126,703	154	1,526,723	190	1,800,858
10	Poultry	3	4,190	21	35,849	5	10,185	8	17,053	18	29,403	11	10,023
11	Self-sufficing	12	5,817	14	3,661	17	7,504	10	4,579	14	4,153	37	14,140
12	Abnormal	86	216,949	66	25,011	33	65,111	30	17,480	117	220,719	74	73,252
	Crops (incl plants, flowers, etc), sold or traded												
13	All types	377	252,800	119	92,397	523	391,647	585	1,343,607	969	1,554,122	708	847,889
14	General	35	16,825	14	5,101	149	95,277	75	63,530	168	103,394	173	140,074
15	Cash grain	19	19,856	5	13,390	76	82,045	29	28,691	222	388,853	129	201,606
16	Crop-specialty	68	108,952	24	41,979	65	94,954	362	1,172,848	290	834,455	103	248,891
17	Fruit												
18	Truck											12	12,800
19	Dairy	120	34,460	11	4,529	13	3,491	12	5,949	16	7,644	41	21,973
20	Animal specialty	47	19,552	6	2,751	50	23,251	31	37,141	90	71,518	73	73,206
21	Stock-ranch	38	42,523	32	18,470	139	86,589	56	28,878	91	84,733	117	133,695
22	Poultry	2	430	5	408	4	931	6	2,500	12	3,966	3	1,602
23	Self-sufficing	5	447	4	401	10	1,207	4	649	7	718	18	2,264
24	Abnormal	43	9,745	18	5,278	17	3,902	10	3,421	73	58,841	34	11,878
	Livestock sold or traded												
25	All types	691	1,313,328	288	1,379,732	602	1,356,457	478	1,008,290	771	1,779,179	945	1,895,769
26	General	34	12,547	21	6,812	146	73,303	71	37,704	160	67,242	151	77,287
27	Cash grain	6	896	2	470	39	17,599	14	3,269	108	47,093	66	40,844
28	Crop specialty	29	6,141	7	1,314	36	21,582	223	97,991	158	106,633	56	17,180
29	Truck											4	495
30	Dairy	213	96,274	27	13,072	16	7,388	16	7,906	16	5,084	46	21,374
31	Animal-specialty	92	178,396	11	13,221	66	79,508	40	100,924	114	300,864	89	303,105
32	Stock ranch	96	841,995	175	1,336,468	271	1,102,318	91	753,342	154	1,111,401	167	1,394,739
33	Poultry			4	940	4	968	3	269	7	2,241	5	387
34	Self-sufficing	5	556	6	464	5	351	4	615	4	257	6	735
35	Abnormal	46	181,523	35	6,971	20	53,190	18	6,250	50	138,363	33	39,622
	Livestock products, sold or traded												
36	All types	670	962,826	281	392,952	525	303,738	560	573,001	819	577,873	711	553,291
37	General	38	19,115	20	8,878	153	65,166	83	57,714	174	91,966	177	100,786
38	Cash-grain	13	3,462	2	340	53	11,888	19	4,712	134	33,138	102	31,188
39	Crop-specialty	37	9,150	9	2,398	33	10,255	295	116,412	197	54,770	65	23,001
40	Fruit												
41	Truck											8	1,224
42	Dairy	237	279,494	33	155,473	19	30,259	17	40,771	23	27,464	57	110,684
43	Animal-specialty	92	94,050	7	3,695	52	21,676	38	35,393	90	38,927	75	48,664
44	Stock-ranch	89	537,104	150	685,823	188	155,234	84	303,556	119	293,814	151	216,194
45	Poultry	3	3,275	21	30,452	5	6,961	8	12,159	18	19,626	11	11,848
46	Self sufficing	7	1,032	5	486	10	915	7	700	11	656	21	2,076
47	Abnormal	54	16,144	34	5,407	12	1,394	9	1,584	53	7,512	44	7,626
	Forest products sold												
48	All types	24	1,745	3	758	13	1,740	2	251	30	2,755	8	951
49	General	7	521			1	150			7	682	5	474
50	Cash-grain	1	72							2	40		
51	Crop-specialty	1	75			2	300			3	201		
52	Dairy	8	570										
53	Animal-specialty	2	22			1	80			3	267		
54	Stock ranch	2	88	3	758	9	1,210	2	251	10	882	1	350
55	Self sufficing	1	125										
56	Abnormal	2	272							5	683	2	27
	Farm products used by operator's family												
57	All types	609	115,392	315	57,237	666	183,837	630	208,359	1,042	214,806	819	235,222
58	General	40	8,854	25	4,795	102	51,635	83	28,688	182	44,307	184	62,633
59	Cash grain	18	2,908	4	500	66	13,365	24	6,840	196	35,558	121	27,540
60	Crop-specialty	56	8,645	20	3,717	48	11,110	334	100,899	264	48,313	84	21,083
61	Fruit												
62	Truck											9	2,375
63	Dairy	227	36,288	32	6,825	18	4,442	17	6,800	23	4,020	57	15,414
64	Animal-specialty	92	17,253	9	1,350	61	17,933	40	13,791	110	24,793	85	24,918
65	Stock-ranch	87	28,037	138	26,426	257	82,371	91	40,676	141	85,893	176	55,890
66	Poultry	3	485	21	3,949	5	1,325	7	2,125	18	3,570	11	2,286
67	Self-sufficing	12	3,657	14	2,310	17	5,031	10	2,615	14	2,522	37	9,065
68	Abnormal	74	9,265	52	7,355	32	6,625	24	6,225	94	15,320	61	14,099
	RECEIPTS FROM BOARDERS, LODGERS, ETC												
69	All types	20	2,719	8	1,131	20	2,380	23	149,991	49	15,407	36	42,155
70	General	1	100	1	60	6	780	3	1,000	7	1,585	11	6,614
71	Cash-grain					1	60			9	1,470	2	97
72	Crop-specialty	2	245	2	36	2	450	2	210	5	1,092	1	100
73	Truck												
74	Dairy	5	538	1	250			1	75				
75	Animal-specialty	3	305	1	255	1	100	1	200	2	15	9	1,282
76	Stock-ranch	4	716	2	450	10	990	6	3,755	9	1,110	5	8,240
77	Poultry												
78	Self-sufficing	1	300									2	322
79	Abnormal	4	415	1	80			10	144,051	10	10,335	6	25,500

COUNTY TABLE III.—VALUE OF FARM PRODUCTS SOLD, TRADED, OR USED BY OPERATOR'S FAMILY, AND RECEIPTS FROM BOARDERS, ETC., 1929, BY TYPE OF FARM—Continued

[See note, p. 162, beginning of this table]

	CLASS OF PRODUCT AND TYPE OF FARM (See definitions in Introduction)	SUBLETTE		SWEETWATER		TETON		UINTA		WASHAKIE		WESTON	
		Farms reporting	Value	Farms reporting	Value	Farms reporting	Value	Farms reporting	Value	Farms reporting	Value	Farms reporting	Value
	All products (sold, traded, or used by operator's family):	Number	Dollars	Number	Dollars	Number	Dollars	Number	Dollars	Number	Dollars	Number	Dollars
1	All types	289	1,574,448	248	1,716,326	275	806,145	423	1,506,457	318	2,330,489	569	1,665,148
2	General	7	8,096	25	46,909	48	77,388	50	119,744	34	68,391	142	185,094
3	Cash grain			15	20,859	7	8,695	4	5,523	4	8,148	142	282,115
4	Crop-specialty	30	60,681	33	68,864	36	59,560	46	67,438	129	683,504	16	27,066
5	Fruit												
6	Truck			3	6,197					3	18,774		
7	Dairy			16	56,770	19	50,776	70	177,778	9	49,575	8	23,463
8	Animal-specialty			5	9,365	27	101,925	18	37,000	53	772,332	26	64,010
9	Stock-ranch	215	1,493,654	118	1,484,311	52	238,757	174	1,037,787	70	877,126	161	1,045,273
10	Poultry							14	42,286	5	11,714		
11	Self-sufficing	8	2,217	9	1,687	15	5,378	10	3,642			31	11,014
12	Abnormal	29	9,800	24	21,364	71	63,671	40	15,259	11	340,925	41	27,093
	Crops (incl. plants, flowers, etc.), sold or traded												
13	All types	139	109,516	144	198,225	160	115,324	239	165,844	243	950,440	410	363,575
14	General	6	3,935	20	16,865	88	16,337	46	37,659	32	31,268	119	46,151
15	Cash-grain			15	16,039	7	6,363	4	3,498	4	6,683	137	200,533
16	Crop-specialty	30	48,233	33	54,457	36	44,962	46	49,528	129	526,960	16	21,923
17	Fruit												
18	Truck			3	5,267					3	16,728		
19	Dairy			7	5,968	10	3,664	40	22,123	6	7,026	3	393
20	Animal-specialty			3	1,295	13	7,561	8	4,478	45	192,237	22	14,572
21	Stock-ranch	76	44,571	44	22,777	21	7,482	58	39,647	18	16,619	85	75,326
22	Poultry							8	3,393	2	1,948		
23	Self-sufficing	4	425	5	334	3	250	1	130			16	1,510
24	Abnormal	28	5,852	14	5,223	32	28,705	26	5,368	4	150,971	12	3,167
	Livestock, sold or traded												
25	All types	229	1,273,364	156	898,894	171	306,483	321	775,910	233	1,372,393	430	949,134
26	General	4	853	18	9,842	42	17,816	45	22,847	23	9,230	121	45,285
27	Cash-grain			4	635	3	715	4	446	2	176	91	33,823
28	Crop-specialty	17	3,828	12	5,216	13	2,973	19	4,842	70	73,231	5	1,962
29	Truck			1	75					2	131		
30	Dairy			13	5,046	19	11,309	61	27,589	8	5,991	6	1,296
31	Animal-specialty			5	5,304	27	64,931	13	12,809	53	522,234	28	33,638
32	Stock-ranch	195	1,267,121	93	793,318	45	204,585	156	704,177	66	587,298	157	825,957
33	Poultry							7	959	3	890		
34	Self-sufficing	4	262	1	60	4	284	4	170			10	755
35	Abnormal	9	1,300	9	9,353	18	5,870	12	2,071	6	173,212	12	5,418
	Livestock products, sold or traded:												
36	All types	176	109,783	164	694,798	152	96,554	333	475,571	251	394,337	396	174,759
37	General	4	1,453	22	13,546	46	24,075	48	44,998	30	16,309	133	41,413
38	Cash-grain			7	1,875	2	612	3	757	3	465	69	8,176
39	Crop-specialty	14	2,737	19	3,822	10	4,605	22	6,861	89	42,798	6	591
40	Fruit												
41	Truck			1	106					1	60		
42	Dairy			16	41,426	19	29,252	70	110,935	9	33,254	8	19,547
43	Animal-specialty			5	1,555	23	19,710	12	16,486	41	40,114	23	7,508
44	Stock-ranch	151	104,659	81	629,198	26	11,510	135	256,494	63	342,144	123	95,107
45	Poultry							14	34,808	5	7,426		
46	Self-sufficing	3	85	4	168	7	276	6	1,002			16	1,105
47	Abnormal	5	849	9	3,108	20	6,514	28	3,230	10	11,767	18	1,312
	Forest products sold:												
48	All types	2	304	2	165	26	4,544	3	267	2	310	58	18,904
49	General			1	85	4	1,102	1	90			17	4,255
50	Cash-grain											7	1,678
51	Crop-specialty	2	304			2	60	1	6	1	300	3	200
52	Dairy									1	10	1	20
53	Animal-specialty					2	80					1	36
54	Stock-ranch			1	80	8	1,955	1	171			16	2,258
55	Self-sufficing					4	232					1	30
56	Abnormal					6	1,115					9	10,327
	Farm products used by operator's family												
57	All types	246	82,431	210	64,944	236	81,940	360	88,865	296	113,016	590	156,878
58	General	7	1,655	25	6,571	48	18,058	49	14,150	34	11,584	142	47,990
59	Cash-grain			13	2,260	5	1,004	4	822	3	825	130	37,905
60	Crop-specialty	26	8,579	30	5,360	29	6,960	23	6,201	120	40,215	9	2,410
61	Fruit												
62	Truck			3	750					2	1,865		
63	Dairy			16	4,330	19	6,551	68	17,131	9	3,294	8	2,207
64	Animal-specialty			4	1,211	27	9,643	12	3,227	52	17,747	27	8,256
65	Stock-ranch	191	77,303	91	38,943	43	12,225	142	37,298	69	81,065	145	46,625
66	Poultry							14	3,126	6	1,450		
67	Self-sufficing	8	1,445	9	1,126	15	4,331	10	2,340			31	7,614
68	Abnormal	14	2,290	19	3,658	40	21,467	27	4,570	11	4,975	28	5,989
	RECEIPTS FROM BOARDERS, LODGERS, ETC.												
69	All types	19	13,940	5	3,106	45	160,369	7	1,165	4	530	26	3,458
70	General					6	2,809	1	100	1	50	8	1,140
71	Cash-grain			1	800							7	705
72	Crop-specialty	2	405			1	355	1	200				
73	Truck									1	120		
74	Dairy							1	30	2	300		
75	Animal-specialty					3	365					2	160
76	Stock-ranch	8	915	3	306	4	1,300					5	589
77	Poultry												
78	Self-sufficing					2	75					1	80
79	Abnormal	9	12,320	1	2,000	38	155,565	4	935			3	790

County Table IV.—SPECIFIED LIVESTOCK, 1930, AND LIVESTOCK PRODUCTS, 1929, BY TYPE OF FARM

[See Note, bottom of p 8]

	Type of farm, by class of animals (See definitions in Introduction)	The State		Albany		Big Horn		Campbell		Carbon		Converse	
		Farms reporting	Animals or quantity	Farms reporting	Animals or quantity	Farms reporting	Animals or quantity	Farms reporting	Animals or quantity	Farms reporting	Animals or quantity	Farms reporting	Animals or quantity
	General farms												
1	Horses and mules, excluding colts ..... number	2,325	16,440	38	254	125	689	217	1,598	36	310	145	936
2	Cows and heifers kept mainly for milk .... number	1,996	12,170	33	270	121	598	185	1,056	36	285	123	918
3	beef .... number	672	8,136	10	117	16	169	69	582	12	102	36	446
4	Other cattle, including calves ..... number	2,200	29,304	36	471	124	917	197	2,598	36	563	138	2,244
5	Sows and gilts ..... number	937	3,438	2	4	28	63	110	421	11	29	47	125
6	Other hogs, excl pigs under 3 mos old .... number	1,060	8,350	9	27	56	142	123	962	10	23	67	504
	Cash-grain farms												
7	Horses and mules, excluding colts ..... number	1,496	9,535	3	18	5	25	266	1,738	10	45	77	489
8	Cows and heifers kept mainly for milk .... number	1,079	4,502	2	4	2	7	177	688	3	8	56	289
9	beef .... number	358	4,596			1	6	68	1,275	1	2	29	229
10	Other cattle, including calves ..... number	1,122	12,524	2	4	2	2	176	1,951	1	1	69	934
11	Sows and gilts ..... number	565	2,397	1	9			113	513	1	1	23	64
12	Other hogs, excl pigs under 3 mos old .... number	644	7,650			2	8	101	1,296	2	3	34	467
	Crop-specialty farms												
13	Horses and mules, excluding colts ..... number	2,568	17,805	58	524	499	2,908	26	181	57	545	62	779
14	Cows and heifers kept mainly for milk .... number	2,015	8,692	36	215	421	1,707	17	69	42	205	52	280
15	beef .... number	343	4,558	5	58	49	819	5	53	16	193	12	179
16	Other cattle, including calves ..... number	1,875	19,104	37	431	385	3,604	18	205	47	474	48	624
17	Sows and gilts ..... number	622	2,063	5	15	65	153	5	14	10	26	20	59
18	Other hogs, excl pigs under 3 mos old .... number	872	7,077	13	90	190	645	6	96	19	93	23	381
	Fruit farms												
19	Horses and mules, excluding colts ..... number	1	3			1	3						
20	Cows and heifers kept mainly for milk .... number	4	12			4	12						
21	Other cattle, including calves ..... number	3	10			3	10						
	Truck farms												
22	Horses and mules, excluding colts ..... number	20	58			3	13						
23	Cows and heifers kept mainly for milk .... number	16	38			4	15						
24	Other cattle, including calves ..... number	13	47			4	21						
25	Sows and gilts ..... number	1	1										
26	Other hogs, excl pigs under 3 mos old .... number	5	17			2	9						
	Dairy farms												
27	Horses and mules, excluding colts ..... number	748	4,781	38	304	20	111	9	59	21	219	42	271
28	Cows and heifers kept mainly for milk .... number	769	10,675	36	634	23	298	9	99	27	589	43	493
29	beef .... number	64	633	3	51	1	5			4	63	8	54
30	Other cattle, including calves ..... number	781	13,889	39	930	21	269	9	141	27	566	43	805
31	Sows and gilts ..... number	259	736	3	26	3	8	5	16	8	23	14	31
32	Other hogs, excl pigs under 3 mos old .... number	326	2,009	11	62	6	14	4	35	12	106	16	71
	Animal-specialty farms												
33	Horses and mules, excluding colts ..... number	1,378	11,967	10	109	45	594	148	1,261	49	814	40	397
34	Cows and heifers kept mainly for milk .... number	1,074	6,708	6	44	20	170	118	714	37	177	30	281
35	beef .... number	587	15,616	4	123	18	385	66	1,498	33	2,031	10	150
36	Other cattle including calves ..... number	1,285	32,714	10	507	40	1,287	136	2,068	47	2,316	38	750
37	Sows and gilts ..... number	664	4,270	4	51	10	47	99	679	9	22	25	160
38	Other hogs, excl pigs under 3 mos old .... number	723	12,453	2	10	21	122	96	1,293	14	36	26	267
	Stock ranches												
39	Horses and mules, excluding colts ..... number	3,731	66,508	217	5,127	60	962	355	5,332	189	5,295	250	3,729
40	Cows and heifers kept mainly for milk .... number	1,945	11,747	131	904	32	134	190	1,033	125	750	122	933
41	beef .... number	2,652	251,417	168	17,602	33	5,834	284	19,543	128	20,925	189	12,346
42	Other cattle, including calves ..... number	3,431	358,187	207	29,838	52	5,822	340	28,171	168	27,042	254	24,736
43	Sows and gilts ..... number	791	3,768	9	19	9	30	104	483	16	39	49	240
44	Other hogs, excl pigs under 3 mos old .... number	1,096	10,069	43	102	28	166	109	1,172	36	108	95	807
	Poultry farms												
45	Horses and mules, excluding colts ..... number	140	674	5	13	14	59	4	19			10	31
46	Cows and heifers kept mainly for milk .... number	127	452	4	13	15	47	3	17			6	13
47	beef .... number	20	115	2	3							1	6
48	Other cattle, including calves ..... number	117	886	4	39	10	47	3	11			6	29
49	Sows and gilts ..... number	13	34					1	1				
50	Other hogs, excl pigs under 3 mos old .... number	28	140			5	7	1	2			2	4
	Self-sufficing farms												
51	Horses and mules, excluding colts ..... number	463	2,409	25	102	6	17	62	340	27	179	13	107
52	Cows and heifers kept mainly for milk .... number	288	784	10	29	5	9	44	142	18	41	7	16
53	beef .... number	88	344	7	32			8	25	8	26	2	2
54	Other cattle, including calves ..... number	284	1,414	16	77	4	10	38	179	18	77	6	36
55	Sows and gilts ..... number	59	126			1	2	10	17			2	6
56	Other hogs, excl pigs under 3 mos old .... number	115	408	3	4			27	100	4	26	2	9
	Abnormal and unclassified farms												
57	Horses and mules, excluding colts ..... number	1,255	13,815	65	2,502	73	571	129	1,015	37	276	62	292
58	Cows and heifers kept mainly for milk .... number	751	2,638	24	182	71	191	61	161	15	65	36	117
59	beef .... number	237	4,175	14	426	9	165	22	338	8	161	12	79
60	Other cattle, including calves ..... number	724	8,653	30	342	49	487	60	522	17	375	39	303
61	Sows and gilts ..... number	152	584	7	25	4	5	17	44	2	10	5	19
62	Other hogs, excl pigs under 3 mos old .... number	303	1,985	11	61	21	33	31	100	4	68	9	27
	SPECIFIED ITEMS, BY TWO TYPES OF FARMS												
63	Steers, 2 years old and over .. Ranches ..... number		57,063		8,373		198		3,070		4,383		3,319
64	All other ..... number		9,198		147		319		468		198		484
65	Sheep, excluding lambs ..... Ranches ..... number	1,633	2,843,294	69	82,206	38	57,253	137	130,488	124	457,377	104	151,782
66	All other ..... number	1,883	266,707	32	1,967	164	35,087	112	9,036	59	11,877	65	16,308
67	All cows milked ..... Dairy ..... number	811	10,936	39	711	23	302	9	94	29	535	45	516
68	All other ..... number	11,094	54,337	305	1,976	767	2,892	925	4,366	322	1,584	539	3,138
69	Of beef or dual purpose Dairy ..... number	234	2,346	22	241	1	5	3	18	8	98	21	192
70	breeding ..... All other ..... number	6,444	31,733	226	1,329	132	565	709	3,472	204	755	315	1,789
71	Milk produced ..... Dairy ..... No and gals	811	7,270,376	39	358,826	23	190,370	9	65,950	29	315,440	45	255,462
72	All other. No and gals	11,094	25,508,830	305	784,415	767	1,624,369	925	1,992,566	322	694,549	539	1,337,612
73	Production, per cow ..... Dairy ..... gallons		665		505		630		712		590		589
74	All other ..... gallons		471		397		562		456		438		426
75	Whole milk sold ..... Dairy ..... gallons		4,586,056		220,965		86,500		22,475		141,395		243,340
76	All other ..... gallons		2,314,707		90,486		19,132		14,106		62,839		110,741
77	Cream sold as butterfat ..... Dairy ..... pounds		605,984		41,036		22,508		10,923		46,725		44,704
78	All other ..... pounds		4,280,305		106,985		290,607		254,872		97,159		213,751
79	Chickens over 3 months old Poultry ..... number	199	41,340	5	1,218	19	8,426	3	170	6	2,146	14	1,506
80	on farms, Apr 1, 1930 ..... All other ..... number	12,548	694,510	340	16,703	737	42,508	1,071	54,083	346	17,612	631	33,857
81	Chicken eggs produced ..... Poultry ..... dozens		448,910		11,248		34,306		1,615		18,291		21,677
82	All other ..... dozens		5,328,339		125,378		311,507		422,783		125,238		236,949
83	Production, per chicken Poultry ..... dozens		10.9		9.2		10.0		9.5		8.5		13.8
84	on hand ..... All other ..... dozens		7.7		7.5		7.3		7.8		7.1		7.0

County Table IV.—SPECIFIED LIVESTOCK, 1930, AND LIVESTOCK PRODUCTS, 1929, BY TYPE OF FARM—Con.

[See Note, bottom of p 8]

	TYPE OF FARM, BY CLASS OF ANIMALS (See definitions in Introduction)	CROOK		FREMONT		GOSHEN		HOT SPRINGS		JOHNSON		LARAMIE	
		Farms reporting	Animals or quantity	Farms reporting	Animals or quantity	Farms reporting	Animals or quantity	Farms reporting	Animals or quantity	Farms reporting	Animals or quantity	Farms reporting	Animals or quantity
	General farms												
1	Horses and mules, excluding colts..........number..	196	1,391	159	1,106	228	1,389	43	290	83	781	143	1,042
2	Cows and heifers kept mainly for milk....number..	155	873	127	631	214	1,179	41	217	61	330	133	1,034
3	beef.....number..	79	1,149	27	269	59	524	8	34	39	726	30	323
4	Other cattle, including calves..............number..	194	2,599	131	1,168	218	2,524	39	385	82	1,555	142	2,211
5	Sows and gilts..............................number..	106	384	37	124	119	435	18	59	38	116	89	594
6	Other hogs, excl. pigs under 3 mos. old.....number..	88	515	48	363	117	1,349	19	179	35	478	85	1,205
	Cash-grain farms												
7	Horses and mules, excluding colts..........number..	87	598	61	397	266	1,565	12	75	30	200	142	946
8	Cows and heifers kept mainly for milk....number..	68	272	21	63	230	895	9	18	13	39	114	645
9	beef.....number..	33	662	4	16	40	514	1	4	6	31	32	416
10	Other cattle, including calves..............number..	80	1,280	18	64	207	1,949	6	31	16	106	112	1,636
11	Sows and gilts..............................number..	44	181	6	17	104	368	5	29	5	24	76	534
12	Other hogs, excl pigs under 3 mos. old.....number..	43	527	4	10	128	1,536	4	34	10	139	84	1,717
	Crop-specialty farms												
13	Horses and mules, excluding colts..........number..	15	73	152	1,035	483	3,105	19	138	36	354	87	570
14	Cows and heifers kept mainly for milk....number..	6	24	81	306	421	1,826	16	39	26	114	77	431
15	beef.....number..	3	29	8	31	52	815	1	6	8	83	14	194
16	Other cattle, including calves..............number..	10	101	77	456	369	4,250	13	156	25	235	76	980
17	Sows and gilts..............................number..	4	9	25	72	207	744	5	17	10	56	47	288
18	Other hogs, excl pigs under 3 mos. old.....number..	3	3	30	118	230	2,744	7	77	10	53	46	768
	Fruit farms												
19	Horses and mules, excluding colts..........number..	—	—	—	—	—	—	—	—	—	—	—	—
20	Cows and heifers kept mainly for milk....number..	—	—	—	—	—	—	—	—	—	—	—	—
21	Other cattle, including calves..............number..	—	—	—	—	—	—	—	—	—	—	—	—
	Truck farms												
22	Horses and mules, excluding colts..........number..	—	—	4	10	—	—	—	—	—	—	—	—
23	Cows and heifers kept mainly for milk....number..	—	—	3	5	—	—	—	—	—	—	—	—
24	Other cattle, including calves..............number..	—	—	2	2	—	—	—	—	—	—	—	—
25	Sows and gilts..............................number..	—	—	—	—	—	—	—	—	—	—	—	—
26	Other hogs, excl. pigs under 3 mos. old.....number..	—	—	2	3	—	—	—	—	—	—	—	—
	Dairy farms												
27	Horses and mules, excluding colts..........number..	18	99	30	273	22	104	15	88	6	40	53	302
28	Cows and heifers kept mainly for milk....number..	17	189	31	417	24	250	18	259	6	95	53	702
29	beef.....number..	2	9	3	12	—	—	—	—	—	—	11	144
30	Other cattle, including calves..............number..	18	291	30	537	24	326	18	369	6	135	59	1,299
31	Sows and gilts..............................number..	8	28	12	37	10	28	4	16	2	4	17	56
32	Other hogs, excl pigs under 3 mos. old.....number..	9	95	18	63	9	64	5	87	2	76	21	150
	Animal-specialty farms												
33	Horses and mules, excluding colts..........number..	96	689	135	1,209	135	980	14	123	38	366	159	1,138
34	Cows and heifers kept mainly for milk....number..	70	356	101	502	106	631	12	31	31	145	141	908
35	beef.....number..	57	1,227	52	1,302	59	1,317	9	85	18	423	46	632
36	Other cattle, including calves..............number..	93	2,037	117	2,326	127	3,292	12	306	34	920	152	2,481
37	Sows and gilts..............................number..	65	387	45	201	74	404	4	27	24	125	117	1,083
38	Other hogs, excl pigs under 3 mos. old.....number..	48	816	43	449	91	2,001	3	63	19	284	108	3,153
	Stock ranches												
39	Horses and mules, excluding colts..........number..	290	3,985	169	3,500	113	1,483	66	1,457	214	4,550	177	3,696
40	Cows and heifers kept mainly for milk....number..	188	939	88	353	78	384	29	108	117	568	119	1,153
41	beef.....number..	231	13,207	101	9,681	93	7,958	46	4,987	142	14,862	123	13,109
42	Other cattle, including calves..............number..	269	19,486	137	10,456	119	8,814	59	6,957	187	19,182	169	22,439
43	Sows and gilts..............................number..	126	591	19	66	43	220	12	96	55	394	50	369
44	Other hogs, excl pigs under 3 mos. old.....number..	127	1,253	26	231	44	574	11	299	65	1,087	66	861
	Poultry farms												
45	Horses and mules, excluding colts..........number..	3	19	8	53	18	76	4	10	13	103	9	40
46	Cows and heifers kept mainly for milk....number..	1	2	9	25	18	60	4	9	13	37	8	57
47	beef.....number..	2	9	1	9	3	17	1	10	4	17	—	—
48	Other cattle, including calves..............number..	4	22	7	30	14	135	5	37	14	131	7	69
49	Sows and gilts..............................number..	1	3	—	—	3	7	—	—	1	4	2	8
50	Other hogs, excl pigs under 3 mos. old.....number..	1	9	1	1	5	63	—	—	—	—	2	29
	Self-sufficing farms												
51	Horses and mules, excluding colts..........number..	80	397	78	471	12	85	—	—	12	72	9	48
52	Cows and heifers kept mainly for milk....number..	53	188	26	58	7	11	—	—	14	30	9	22
53	beef.....number..	20	81	7	23	—	—	—	—	5	25	1	8
54	Other cattle, including calves..............number..	55	304	22	104	3	6	—	—	13	107	5	22
55	Sows and gilts..............................number..	29	68	2	4	3	7	—	—	—	—	3	7
56	Other hogs, excl pigs under 3 mos. old.....number..	27	88	6	18	2	9	—	—	3	30	5	29
	Abnormal and unclassified farms.												
57	Horses and mules, excluding colts..........number..	64	302	88	1,096	51	345	19	85	47	718	74	491
58	Cows and heifers kept mainly for milk....number..	35	113	42	186	34	93	11	23	27	245	48	155
59	beef.....number..	14	86	15	135	8	56	3	24	16	1,009	16	159
60	Other cattle, including calves..............number..	35	213	40	597	27	168	11	50	27	1,009	51	447
61	Sows and gilts..............................number..	7	12	8	69	9	30	5	11	7	109	18	64
62	Other hogs, excl. pigs under 3 mos. old.....number..	16	58	15	161	17	109	4	43	7	308	28	235
	SPECIFIED ITEMS, BY TWO TYPES OF FARMS												
63	Steers, 2 years old and over: Ranches..........number..	—	1,963	—	655	—	927	—	825	—	1,223	—	5,819
64	Steers, 2 years old and over: All other..........number..	—	333	—	306	—	1,300	—	159	—	114	—	617
65	Sheep, excluding lambs: Ranches..........number..	113	57,903	109	164,801	13	7,204	37	102,335	113	192,463	58	72,976
66	Sheep, excluding lambs: All other..........number..	118	10,860	209	25,906	51	8,471	31	3,322	74	12,014	64	3,881
67	All cows milked: Dairy..........number..	29	233	31	302	34	236	18	278	6	98	60	912
68	All cows milked: All other..........number..	765	3,590	500	3,131	1,179	5,716	142	540	383	1,826	729	4,683
69	Of beef or dual-purpose breeding: Dairy..........number..	19	175	6	51	9	69	9	95	3	4	43	494
70	Of beef or dual-purpose breeding: All other..........number..	605	2,673	246	817	706	3,553	84	322	218	990	601	3,819
71	Milk produced: Dairy.....No. and gals..	29	153,326	31	270,483	34	174,426	18	166,874	6	58,315	60	490,496
72	Milk produced: All other..No. and gals..	765	1,608,688	500	1,166,594	1,179	2,644,211	142	226,244	383	850,739	729	2,098,394
73	Production, per cow: Dairy..........gallons..	—	658	—	705	—	730	—	609	—	636	—	538
74	Production, per cow: All other..........gallons..	—	447	—	547	—	463	—	419	—	406	—	443
75	Whole milk sold: Dairy..........gallons..	—	18,335	—	86,770	—	31,165	—	110,110	—	5,072	—	289,154
76	Whole milk sold: All other..........gallons..	—	2,584	—	36,720	—	168,239	—	23,570	—	10,336	—	123,287
77	Cream sold as butterfat: Dairy..........pounds..	—	31,481	—	33,315	—	36,273	—	9,158	—	16,116	—	44,092
78	Cream sold as butterfat: All other..........pounds..	—	294,818	—	202,425	—	517,356	—	21,158	—	164,967	—	300,401
79	Chickens over 3 months old on farms, Apr. 1, 1930: Poultry..........number..	5	261	12	1,853	22	3,704	5	1,150	16	1,882	13	2,897
80	Chickens over 3 months old on farms, Apr. 1, 1930: All other..........number..	848	38,430	708	25,050	1,298	86,326	108	11,076	418	23,050	534	80,929
81	Chicken eggs produced: Poultry..........dozens..	—	3,229	—	19,530	—	44,703	—	10,278	—	15,734	—	32,604
82	Chicken eggs produced: All other..........dozens..	—	297,737	—	274,001	—	706,974	—	92,743	—	172,122	—	453,030
83	Production, per chicken on hand: Poultry..........dozens..	—	8.6	—	10.6	—	12.1	—	8.9	—	10.1	—	11.3
84	Production, per chicken on hand: All other..........dozens..	—	7.5	—	7.8	—	8.2	—	8.4	—	7.5	—	7.6

COUNTY TABLE IV.—SPECIFIED LIVESTOCK, 1930, AND LIVESTOCK PRODUCTS, 1929, BY TYPE OF FARM—Con.

[See NOTE, bottom of p 8]

	TYPE OF FARM, BY CLASS OF ANIMALS (See definitions in Introduction)	LINCOLN		NATRONA		NIOBRARA		PARK		PLATTE		SHERIDAN	
		Farms reporting	Animals or quantity	Farms reporting	Animals or quantity	Farms reporting	Animals or quantity	Farms reporting	Animals or quantity	Farms reporting	Animals or quantity	Farms reporting	Animals or quantity
	General farms												
1	Horses and mules, excluding colts ....number..	36	182	22	145	153	1,147	73	489	168	1,088	173	1,428
2	Cows and heifers kept mainly for milk....number..	39	227	19	71	113	905	73	341	151	920	146	977
3	beef....number..	4	29	5	31	61	784	15	121	39	557	59	966
4	Other cattle, including calves....number..	38	329	20	124	147	2,436	67	660	152	1,854	163	3,085
5	Sows and gilts....number..	13	39	6	20	75	270	15	48	67	266	51	163
6	Other hogs, excl pigs under 3 mos old....number..	14	102	7	61	68	494	24	124	80	554	85	670
	Cash-grain farms												
7	Horses and mules, excluding colts....number..	18	112	4	26	64	380	25	97	168	1,064	113	787
8	Cows and heifers kept mainly for milk....number..	14	62	4	11	45	271	19	51	136	483	85	427
9	beef....number..					17	140	4	8	37	404	30	279
10	Other cattle, including calves....number..	11	82	3	20	47	526	15	82	135	1,124	101	1,490
11	Sows and gilts....number..	3	8	1	3	30	99	5	6	44	152	44	169
12	Other hogs, excl pigs under 3 mos old....number..	8	15			24	281	5	10	76	702	48	424
	Crop-specialty farms												
13	Horses and mules, excluding colts....number..	51	458	21	162	56	453	344	1,940	253	1,752	95	665
14	Cows and heifers kept mainly for milk....number..	42	177	13	60	26	175	282	895	201	952	69	374
15	beef....number..	4	39	2	22	27	380	27	352	49	775	13	100
16	Other cattle, including calves....number..	38	289	11	110	46	784	227	1,426	139	1,976	71	978
17	Sows and gilts....number..	6	12	4	6	20	75	33	80	92	233	31	101
18	Other hogs, excl pigs under 3 mos old....number..	17	34	5	28	14	195	46	247	103	814	35	309
	Fruit farms												
19	Horses and mules, excluding colts....number..												
20	Cows and heifers kept mainly for milk....number..												
21	Other cattle, including calves....number..												
	Truck farms												
22	Horses and mules, excluding colts....number..											8	17
23	Cows and heifers kept mainly for milk....number..											5	11
24	Other cattle, including calves....number..											3	16
25	Sows and gilts....number..												
26	Other hogs, excl pigs under 3 mos. old....number..												
	Dairy farms												
27	Horses and mules, excluding colts....number..	231	1,254	28	128	18	176	17	89	22	126	50	352
28	Cows and heifers kept mainly for milk....number..	229	2,903	33	627	17	211	16	247	20	157	54	778
29	beef....number..	3	14			4	24	2	36	5	52	5	76
30	Other cattle, including calves....number..	232	3,479	30	602	18	313	17	356	20	232	53	1,136
31	Sows and gilts....number..	108	305	3	23	4	14	6	17	3	5	13	30
32	Other hogs, excl pigs under 3 mos old....number..	113	632	9	98	12	64	4	40	6	22	24	129
	Animal-specialty farms												
33	Horses and mules, excluding colts....number..	91	564	10	78	61	476	38	344	105	889	83	928
34	Cows and heifers kept mainly for milk....number..	83	873	8	25	41	317	31	161	76	438	65	447
35	beef....number..	19	461	5	106	29	385	17	468	55	1,923	41	1,402
36	Other cattle, including calves....number..	87	2,779	8	194	58	966	36	1,212	99	2,772	82	3,568
37	Sows and gilts....number..	25	125	2	4	47	283	6	32	41	297	32	181
38	Other hogs, excl pigs under 3 mos old....number..	42	520	2	15	36	503	21	114	57	1,107	39	1,197
	Stock ranches												
39	Horses and mules, excluding colts....number..	96	1,945	150	3,170	255	3,370	90	1,743	134	2,305	180	3,269
40	Cows and heifers kept mainly for milk....number..	60	351	48	213	101	708	66	313	79	654	95	674
41	beef....number..	50	8,935	77	8,713	211	12,926	61	8,198	106	9,255	141	20,924
42	Other cattle, including calves....number..	76	4,590	116	11,717	254	22,827	76	9,596	136	16,559	173	23,839
43	Sows and gilts....number..	13	66	2	6	70	234	11	46	30	134	51	220
44	Other hogs, excl pigs under 3 mos old....number..	23	114	18	79	87	841	28	214	45	468	79	772
	Poultry farms												
45	Horses and mules, excluding colts....number..	1	2	8	20	5	20	6	27	18	70	5	44
46	Cows and heifers kept mainly for milk....number..			7	12	3	12	5	9	12	46	6	23
47	beef....number..									3	38		
48	Other cattle including calves....number..			7	21	3	20	3	14	13	156	5	44
49	Sows and gilts....number..			1	3					2	6		
50	Other hogs, excl pigs under 3 mos old....number..			1	3	1	1			6	11	1	8
	Self-sufficing farms												
51	Horses and mules, excluding colts....number..	11	37	10	44	18	59	10	48	8	38	27	92
52	Cows and heifers kept mainly for milk....number..	6	20	6	13	6	19	7	19	4	10	17	49
53	beef....number..	1	4	3	27	7	29	2	13	4	10	3	10
54	Other cattle, including calves....number..	10	65	7	21	11	84	6	24	6	51	17	109
55	Sows and gilts....number..	1	1	1	1							2	5
56	Other hogs, excl pigs under 3 mos old....number..	2	4	4	6	6	17	4	6	2	9	8	15
	Abnormal and unclassified farms												
57	Horses and mules excluding colts....number..	67	360	50	419	33	754	36	361	87	664	80	837
58	Cows and heifers kept mainly for milk....number..	66	216	23	54	15	49	25	56	43	151	59	146
59	beef....number..	4	52	9	74	12	117	5	211	27	590	8	171
60	Other cattle, including calves....number..	50	400	33	334	27	277	15	324	46	450	42	222
61	Sows and gilts....number..	8	12			16	51	1	1	15	41	8	13
62	Other hogs, excl pigs under 3 mos old....number..	23	72	13	70	5	13	5	19	28	303	23	67
	SPECIFIED ITEMS, BY TWO TYPES OF FARMS												
63	Steers, 2 years old and over — Ranches....number..		478		1,638		6,111		264		4,798		3,046
64	All other....number..		826		143		232		260		889		1,207
65	Sheep, excluding lambs — Ranches....number..	74	188,072	119	296,004	75	47,333	57	113,230	42	132,333	64	78,647
66	All other....number..	236	30,710	24	2,530	32	1,713	152	26,334	86	17,732	106	10,758
67	All cows milked — Dairy....number..	237	2,838	33	617	19	220	17	230	23	224	56	848
68	All other....number..	327	1,950	164	522	522	2,991	556	1,928	739	3,979	657	3,491
69	Of beef or dual-purpose breeding — Dairy....number..	8	57	8	98	7	81	5	95	11	70	20	205
70	All other....number..	80	413	92	267	409	2,218	245	941	403	2,222	379	1,996
71	Milk produced — Dairy....No and gals..	237	2,151,861	33	393,030	19	144,937	17	175,370	23	145,956	56	522,027
72	All other....No and gals..	327	1,173,725	164	213,201	522	1,301,854	556	1,116,484	739	1,880,568	657	1,794,604
73	Production, per cow — Dairy....gallons..		758		537		659		765		653		619
74	All other....gallons..		602		408		435		579		473		514
75	Whole milk sold — Dairy....gallons..		1,846,809		299,345		43,715		61,333		56,845		272,180
76	All other....gallons..		834,273		98,860		19,268		28,167		108,532		52,480
77	Cream sold as butterfat — Dairy....pounds..		85,446		1,935		23,601		33,535		21,503		43,341
78	All other....pounds..		28,394		12,942		252,629		188,706		341,993		361,219
79	Chickens over 3 months old on farms, Apr 1, 1930 — Poultry....number..	2	740	20	6,852	5	580	8	2,047	18	2,969	9	1,784
80	All other....number..	488	17,799	232	12,398	587	30,903	576	43,301	899	51,548	792	44,754
81	Chicken eggs produced — Poultry....dozens..		6,881		81,073		5,891		20,520		29,190		21,437
82	All other....dozens..		144,691		72,329		238,900		330,208		391,175		357,519
83	Production, per chicken on hand — Poultry....dozens..		9.3		11.8		10.2		10.0		9.8		12.0
84	All other....dozens..		8.1		5.8		7.7		7.6		7.6		8.0

COUNTY TABLE IV.—SPECIFIED LIVESTOCK, 1930, AND LIVESTOCK PRODUCTS, 1929, BY TYPE OF FARM—Con

[See NOTE, bottom of p 3]

	TYPE OF FARM, BY CLASS OF ANIMALS (See definitions in Introduction)	SUBLETTE		SWEETWATER		TETON		UINTA		WASHAKIE		WESTON	
		Farms reporting	Animals or quantity	Farms reporting	Animals or quantity	Farms reporting	Animals or quantity	Farms reporting	Animals or quantity	Farms reporting	Animals or quantity	Farms reporting	Animals or quantity
	General farms												
1	Horses and mules, excluding colts...number	4	30	23	151	45	313	48	364	29	247	138	1,070
2	Cows and heifers kept mainly for milk...number	2	5	20	99	40	192	41	321	31	151	92	570
3	beef...number	3	15	4	18	11	90	15	222	9	105	62	757
4	Other cattle, including calves...number	4	31	19	153	43	519	47	766	29	320	184	1,792
5	Sows and gilts...number	—	—	5	19	10	15	21	39	5	13	65	192
6	Other hogs, excl. pigs under 3 mos old...number	2	9	14	49	15	44	19	38	7	36	68	422
	Cash-grain farms												
7	Horses and mules, excluding colts...number	—	—	8	71	7	35	4	31	3	31	123	816
8	Cows and heifers kept mainly for milk...number	—	—	6	15	4	16	3	20	2	5	66	220
9	beef...number	—	—	—	—	2	9	—	—	—	—	53	590
10	Other cattle, including calves...number	—	—	6	14	5	43	4	21	8	12	103	1,152
11	Sows and gilts...number	—	—	2	7	2	2	1	1	—	—	55	210
12	Other hogs, excl pigs under 3 mos old...number	—	—	—	—	—	—	2	3	1	7	68	471
	Crop-specialty farms												
13	Horses and mules, excluding colts...number	27	326	27	194	32	235	42	244	113	786	19	78
14	Cows and heifers kept mainly for milk...number	15	67	15	57	24	126	23	127	100	450	7	20
15	beef...number	14	100	3	21	7	68	10	83	12	133	2	17
16	Other cattle, including calves...number	24	211	14	150	21	303	29	192	93	1,099	7	70
17	Sows and gilts...number	1	1	1	1	2	3	5	7	20	30	4	11
18	Other hogs, excl. pigs under 3 mos old...number		6	9	52	10	25	9	16	40	266	2	17
	Fruit farms												
19	Horses and mules, excluding colts...number	—	—	—	—	—	—	—	—	—	—	—	—
20	Cows and heifers kept mainly for milk...number	—	—	—	—	—	—	—	—	—	—	—	—
21	Other cattle, including calves...number	—	—	—	—	—	—	—	—	—	—	—	—
	Truck farms												
22	Horses and mules, excluding colts...number	—	—	3	8	—	—	—	—	2	10	—	—
23	Cows and heifers kept mainly for milk...number	—	—	2	4	—	—	—	—	2	3	—	—
24	Other cattle, including calves...number	—	—	3	6	—	—	—	—	2	2	—	—
25	Sows and gilts...number	—	—	—	—	—	—	—	—	1	1	—	—
26	Other hogs, excl pigs under 3 mos old...number	—	—	1	5	—	—	—	—	—	—	—	—
	Dairy farms												
27	Horses and mules, excluding colts...number	—	—	10	140	18	142	65	426	8	48	7	30
28	Cows and heifers kept mainly for milk...number	—	—	16	267	18	215	63	925	9	137	7	92
29	beef...number	—	—	2	11	1	1	7	48	—	—	3	33
30	Other cattle, including calves...number	—	—	14	262	19	302	68	1,143	9	103	7	193
31	Sows and gilts...number	—	—	1	2	6	11	26	51	2	3	1	2
32	Other hogs, excl pigs under 3 mos old...number	—	—	3	23	12	19	28	143	3	9	4	7
	Animal-specialty farms												
33	Horses and mules, excluding colts...number	—	—	4	22	26	226	13	96	51	457	27	207
34	Cows and heifers kept mainly for milk...number	—	—	4	9	19	117	10	59	46	173	9	60
35	beef...number	—	—	—	—	14	405	4	192	13	702	18	279
36	Other cattle including calves...number	—	—	2	8	23	956	12	201	47	1,304	25	465
37	Sows and gilts...number	—	—	2	2	4	7	5	9	8	31	16	118
38	Other hogs, excl pigs under 3 mos. old...number	—	—	2	11	11	22	3	3	21	160	18	207
	Stock ranches												
39	Horses and mules, excluding colts...number	205	5,039	90	1,421	45	460	156	1,677	66	1,083	166	1,910
40	Cows and heifers kept mainly for milk...number	57	286	25	97	24	116	76	560	43	199	57	297
41	beef...number	170	21,456	41	2,503	31	1,772	94	7,649	24	4,063	128	8,919
42	Other cattle, including calves...number	191	30,420	56	2,850	41	4,799	137	10,984	42	3,882	152	13,181
43	Sows and gilts...number	12	21	6	17	4	6	27	47	16	39	57	285
44	Other hogs, excl pigs under 3 mos. old...number	24	57	10	39	8	16	43	110	18	92	63	587
	Poultry farms												
45	Horses and mules, excluding colts...number	—	—	—	—	—	—	9	41	5	27	—	—
46	Cows and heifers kept mainly for milk...number	—	—	—	—	—	—	10	69	3	11	—	—
47	beef...number	—	—	—	—	—	—	2	2	1	4	—	—
48	Other cattle, including calves...number	—	—	—	—	—	—	8	88	4	54	—	—
49	Sows and gilts...number	—	—	—	—	—	—	1	1	1	1	—	—
50	Other hogs, excl. pigs under 3 mos old...number	—	—	—	—	—	—	1	1	1	1	—	—
	Self-sufficing farms												
51	Horses and mules, excluding colts...number	8	48	8	36	14	53	5	14	—	—	30	127
52	Cows and heifers kept mainly for milk...number	4	10	7	14	10	17	9	20	—	—	19	46
53	beef...number	2	5	—	—	2	3	—	—	—	—	6	21
54	Other cattle, including calves...number	6	12	5	10	12	25	8	29	—	—	16	62
55	Sows and gilts...number	—	—	1	2	—	—	—	—	—	—	4	6
56	Other hogs, excl pigs under 3 mos. old...number	—	—	2	3	2	3	2	4	—	—	4	28
	Abnormal and unclassified farms												
57	Horses and mules, excluding colts...number	26	311	16	198	51	1,068	31	146	10	242	80	282
58	Cows and heifers kept mainly for milk...number	10	36	12	29	30	95	25	90	13	72	78	104
59	beef...number	3	45	1	5	10	125	5	169	2	32	14	207
60	Other cattle, including calves...number	11	120	11	41	37	270	23	164	10	673	33	264
61	Sows and gilts...number	—	—	1	1	4	21	2	5	1	25	7	16
62	Other hogs, excl pigs under 3 mos. old...number	1	2	3	4	10	29	8	13	4	53	17	77
	SPECIFIED ITEMS, BY TWO TYPES OF FARMS												
63	Steers, 2 years old and over: Ranches...number	—	4,390	—	504	—	867	—	2,436	—	17	—	1,709
64	Steers, 2 years old and over: All other...number	—	21	—	40	—	199	—	157	—	890	—	242
65	Sheep, excluding lambs: Ranches...number	59	84,737	75	267,211	6	1,937	105	88,296	53	112,127	30	34,492
66	Sheep, excluding lambs: All other...number	12	468	35	3,979	31	4,563	80	5,543	74	21,753	35	1,808
67	All cows milked: Dairy...number	—	—	16	238	19	218	70	971	9	138	8	97
68	All cows milked: All other...number	223	937	118	469	183	834	266	1,594	266	1,054	427	2,146
69	Of beef or dual-purpose breeding: Dairy...number	—	—	—	—	11	117	13	99	3	94	5	55
70	Of beef or dual-purpose breeding: All other...number	190	748	47	174	132	560	93	491	67	222	262	1,882
71	Milk produced: Dairy...No. and gals.	—	—	16	173,890	19	178,857	70	606,710	9	93,909	8	77,077
72	Milk produced: All other...No. and gals.	223	367,345	118	197,570	183	363,433	266	609,861	266	598,849	427	846,510
73	Production, per cow: Dairy...gallons	—	—	—	725	—	820	—	625	—	681	—	799
74	Production, per cow: All other...gallons	—	396	—	431	—	460	—	608	—	646	—	394
75	Whole milk sold: Dairy...gallons	—	—	—	144,500	—	99,140	—	418,711	—	47,790	—	88,712
76	Whole milk sold: All other...gallons	—	33,601	—	33,835	—	42,170	—	349,068	—	90,433	—	11,782
77	Cream sold as butterfat: Dairy...pounds	—	—	—	11,300	—	15,172	—	46,135	—	4,772	—	8,639
78	Cream sold as butterfat: All other...pounds	—	19,398	—	14,851	—	43,083	—	168,279	—	198,998	—	157,868
79	Chickens over 3 months old on farms, Apr 1, 1930: Poultry...number	—	—	—	—	—	—	12	4,736	5	655	—	—
80	Chickens over 3 months old on farms, Apr 1, 1930: All other...number	219	6,314	158	8,764	175	7,307	268	12,676	268	14,475	509	24,553
81	Chicken eggs produced: Poultry...dozens	—	—	—	—	—	—	—	66,198	—	5,536	—	—
82	Chicken eggs produced: All other...dozens	—	48,362	—	68,074	—	62,793	—	167,368	—	130,451	—	178,125
83	Production, per chicken on hand: Poultry...dozens	—	—	—	—	—	—	—	11.6	—	8.1	—	—
84	Production, per chicken on hand: All other...dozens	—	7.6	—	7.8	—	8.7	—	6.9	—	7.9	—	6.9

County Table V.—TYPE OF FARM, BY SIZE, 1930

[See Note, bottom of p 8]

	Type and size (See definitions in Introduction)	The State	Albany	Big Horn	Campbell	Carbon	Converse	Crook	Fremont	Goshen	Hot Springs	Johnson	Laramie
	General farms	*Number*	*Number*	*Number*	*Number*	*Number*	*Number*	*Number*	*Number*	*Number*	*Number*	*Number*	*Number*
1	Under 3 acres	11		6					1			1	
2	3 to 9 acres	21					1		4				2
3	10 to 19 acres	21							5	2		1	
4	20 to 49 acres	63	2	15		1	3		11	3	1		
5	50 to 99 acres	140	1	38		1		2	27	8	6		
6	100 to 174 acres	355	7	48	1	3	10	10	56	37	19	4	11
7	175 to 259 acres	144	1	15	7	3	2	5	17	10	9	5	5
8	260 to 499 acres	591	9	15	49	15	28	64	28	84	5	15	50
9	500 to 999 acres	759	17	3	108	12	77	94	13	69	6	36	53
10	1,000 acres and over	388	4		60	5	35	36	4	31		28	31
	Cash-grain farms												
11	10 to 19 acres	1							1				
12	20 to 49 acres	33			1				14	1			2
13	50 to 99 acres	65		2				1	24	7	1		1
14	100 to 174 acres	132	2	2	2	2	2	2	11	31	3	3	14
15	175 to 259 acres	65	2		7		2	1	7	9	2	1	4
16	260 to 499 acres	459			62	3	11	25	6	102	4	5	63
17	500 to 999 acres	600		1	124	5	45	39		111	1	10	58
18	1,000 acres and over	428	1		90		30	39		75	1	11	44
	Crop-specialty farms												
19	Under 3 acres	1											1
20	3 to 9 acres	3		1									1
21	10 to 19 acres	17	2				1		2				3
22	20 to 49 acres	140		36		1	2		16	10		1	3
23	50 to 99 acres	462	7	106			6		44	71	2		2
24	100 to 174 acres	792	15	159		10	8	2	50	180	10	2	8
25	175 to 259 acres	340	4	87	1	8	4		20	65	2	5	6
26	260 to 499 acres	523	18	83	7	21	17	6	20	94	2	9	39
27	500 to 999 acres	367	20	23	14	16	23	4	8	62	8	12	26
28	1,000 acres and over	194	9	2	9	12	14	7	1	26	1	10	18
	Fruit farms												
29	3 to 9 acres	1		1									
30	20 to 49 acres	1		1									
31	50 to 99 acres	2		2									
	Truck farms												
32	Under 3 acres	1		1									
33	3 to 9 acres	6							2				
34	10 to 19 acres	8		1					4				
35	20 to 49 acres	4											
36	50 to 99 acres	2							1				
37	100 to 174 acres	6		1									
38	175 acres and over	2		1									
	Dairy farms												
39	Under 3 acres	10		1		1							
40	3 to 19 acres	20		1		1				1			
41	20 to 49 acres	25	1						2	1	1		
42	50 to 99 acres	80	2	6	1	1	1		5	1			2
43	100 to 174 acres	173	4	8		7	4	2	10	11	7	1	4
44	175 to 259 acres	90	1	3			4	2	2		6	2	1
45	260 to 499 acres	198	12	4	2	6	5	3	6	6	1	1	15
46	500 to 999 acres	154	14		5	8	20	10	5	4	3	2	24
47	1,000 acres and over	62	5		1	5	8	3	1				14
	Animal-specialty farms												
48	Under 20 acres	5				1							
49	20 to 49 acres	21		2				1	9				1
50	50 to 99 acres	70		9			2	1	16	5		1	1
51	100 to 174 acres	198	1	14	2	18	2	1	42	19	4	7	8
52	175 to 259 acres	137	2	4	3	3	6	7	24	7	2	2	6
53	260 to 499 acres	376	4	11	24	16	5	24	27	32	6	9	71
54	500 to 999 acres	442	3	6	72	12	22	43	9	48	3	14	66
55	1,000 acres and over	206			54		7	30		29		5	19
	Stock ranches												
56	Under 3 acres	34		6					3		1	1	
57	3 to 99 acres	19	1	4		1	2		2	1	1		
58	100 to 174 acres	132	2	8		7	1	2	12	1	3	4	
59	175 to 259 acres	76	1	11			3	2	9	2	1	5	
60	260 to 499 acres	323	15	19	6	7	11	23	20	2	5	18	5
61	500 to 999 acres	802	38	10	61	38	65	68	36	12	17	47	26
62	1,000 to 4,999 acres	1,938	114	7	216	95	135	188	65	88	36	113	102
63	5,000 to 9,999 acres	389	32		51	17	43	19	17	5	6	25	26
64	10,000 acres and over	327	25		36	45	24	13	17	11	5	14	24
	Poultry farms												
65	Under 3 acres	20	1	3		4			1				1
66	3 to 9 acres	18		1	1				1		1		2
67	10 to 19 acres	14		1			1		1		1		
68	20 to 49 acres	21	2	2			1		4	1	1	1	2
69	50 to 99 acres	33		9		1			1	5			1
70	100 to 174 acres	29	1	2		1	2		5	3	2	1	1
71	175 to 259 acres	8	1	3						3			1
72	260 to 499 acres	38			1		6	4		9	1	5	4
73	500 acres and over	34	1		2		4	1		2		11	2
	Self-sufficing farms												
74	Under 3 acres	1			1								
75	3 to 9 acres	24							5				
76	10 to 19 acres	13	1		1			1	1	1		1	
77	20 to 49 acres	43		2	1	2		2	14			3	2
78	50 to 99 acres	39		2	2	2	2		23	2			1
79	100 to 174 acres	94	1	2	2	4	3	13	19	3			2
80	175 to 259 acres	25	3		4	2		5	2	2			1
81	260 to 499 acres	125	9		15	8	1	41	6	3		4	5
82	500 to 999 acres	166	14		43	12	9	28	6	1		9	
83	1,000 to 4,999 acres	6			2	1							1
	Abnormal farms:												
84	Under 3 acres	47		4		1			1		7		
85	3 to 9 acres	64	7	9				1	4	3	3	3	10
86	10 to 19 acres	49	5	1			4		3	4	1		8
87	20 to 49 acres	102	5	10	1	2	3	3	10	3	1	1	2
88	50 to 99 acres	91	3	10	1	1	3	1	8	3			5
89	100 to 174 acres	176	5	10	1	4	2	3	17	10	4		8
90	175 to 259 acres	53	2	1		2	2	4	3	4			2
91	260 to 499 acres	194	13	2	14	3	12	11	3	6	3	5	13
92	500 to 999 acres	259	28	1	20	7	22	7	9	3	2	16	11
93	1,000 to 4,999 acres	73	2		11	2	4	7	4	1	3	8	5
94	5,000 acres and over	7	1		2				1			1	

COUNTY TABLE V.—TYPE OF FARM, BY SIZE, 1930—Continued

[See NOTE, bottom of p 8]

	TYPE AND SIZE (See definitions in Introduction)	Lincoln	Natrona	Niobrara	Park	Platte	Sheridan	Sublette	Sweetwater	Teton	Uinta	Washakie	Weston
	General farms	Number	Number	Number	Number	Number	Number	Number	Number	Number	Number	Number	Number
1	Under 3 acres	1				2						1	
2	3 to 9 acres		1		1	1	7			2	1	1	
3	10 to 19 acres				1	2	9		1				
4	20 to 49 acres	3	1		8	9	2		1		1	2	
5	50 to 99 acres	3	1	1	23	8	6	1	2	2	3	7	
6	100 to 174 acres	11	1	7	21	24	26	2	12	23	7	12	3
7	175 to 259 acres	7	1	3	9	4	19		3	6	7	2	4
8	260 to 499 acres	8	1	34	14	53	42	3	4	10	18	5	37
9	500 to 999 acres	5	14	70	5	53	46	1	2	5	11	3	56
10	1,000 acres and over	2	5	47	1	27	27				2	1	42
	Cash-grain farms												
11	10 to 19 acres												
12	20 to 49 acres				4	6	2		2				1
13	50 to 99 acres	3			6	7	2		9		1		1
14	100 to 174 acres	3		3	13	16	10		3	4	1		5
15	175 to 259 acres	1		3	3	4	13			2		2	2
16	260 to 499 acres	9	1	19	3	64	43		1	1	2		35
17	500 to 999 acres	3	2	33		74	39					1	54
18	1,000 acres and over		2	18		52	20					1	44
	Crop-specialty farms												
19	Under 3 acres												
20	3 to 9 acres	1											
21	10 to 19 acres		1		3	3						2	
22	20 to 49 acres	5		1	42	14	2		2	1		4	
23	50 to 99 acres	6			116	61	4		6	3		28	
24	100 to 174 acres	20	2		104	80	21	1	11	13	13	53	
25	175 to 259 acres	8	1		37	41	16	1	4	2	8	19	1
26	260 to 499 acres	15	3	12	44	48	25	10	6	8	13	18	5
27	500 to 999 acres	9	12	36	11	25	21	12	3	6	12	3	1
28	1,000 acres and over	4	5	16	5	18	14	6	1	3	2	2	9
	Fruit farms												
29	3 to 9 acres												
30	20 to 49 acres												
31	50 to 99 acres												
	Truck farms												
32	Under 3 acres												
33	3 to 9 acres						4						
34	10 to 19 acres						3						
35	20 to 49 acres						3					1	
36	50 to 99 acres						1						
37	100 to 174 acres						1		3			1	
38	175 acres and over											1	
	Dairy farms												
39	Under 3 acres		1				1		3	1		1	1
40	3 to 19 acres	3	3		1		4		2	1	2	1	
41	20 to 49 acres	16	1				3						
42	50 to 99 acres	37		1	6	1	5		3	5	2	1	
43	100 to 174 acres	65	2		7	2	8		3	4	20	3	1
44	175 to 259 acres	40	2				8		1	2	15	1	
45	260 to 499 acres	60	5	5	2	11	20		1	6	20	2	2
46	500 to 999 acres	15	9	10		3	7		2		9		3
47	1,000 acres and over	1	10	3	1	6	1				2		1
	Animal-specialty farms												
48	Under 20 acres	1				2	1						
49	20 to 49 acres	1			1	3				1	1	1	
50	50 to 99 acres	7			8	6	4				2	7	
51	100 to 174 acres	23	1	1	10	8	10		2	7	5	13	
52	175 to 259 acres	18	2		8	4	11			3	2	13	
53	260 to 499 acres	19	4	21	10	28	27		3	13	3	14	5
54	500 to 999 acres	24	4	26	4	36	25			3		5	15
55	1,000 acres and over	2		16		28	11						8
	Stock ranches:												
56	Under 3 acres	3						1	12	2	3	1	1
57	3 to 99 acres	2			1		1		1	1		1	
58	100 to 174 acres	6	3	2	10	1	2	14	26	15	10	3	
59	175 to 259 acres	3	1	4	5		5	2	4	3	11	3	1
60	260 to 499 acres	16	5	18	16	10	12	33	21	14	49	4	6
61	500 to 999 acres	17	37	64	17	27	39	64	15	11	46	19	27
62	1,000 to 4,999 acres	46	71	150	30	87	101	96	19	6	48	30	95
63	5,000 to 9,999 acres	5	28	22	8	21	20	12	2		3	7	20
64	10,000 acres and over	3	33	15	7	8	10	3	17		4	2	11
	Poultry farms												
65	Under 3 acres		5				3				2		
66	3 to 9 acres	1	3		1		3				4		
67	10 to 19 acres		5			3	1						
68	20 to 49 acres	1	1	1	1	1	1				1		
69	50 to 99 acres		2		4	5	1				1	3	
70	100 to 174 acres			1	1	4					3	2	
71	175 to 259 acres				1								
72	260 to 499 acres	1	1	1		1	2				2		
73	500 acres and over		4	2		4					1		
	Self-sufficing farms:												
74	Under 3 acres												
75	3 to 9 acres	1	1			2	14				1		
76	10 to 19 acres		1	1		1	3				1		
77	20 to 49 acres	1	1		2	2	5		3	3	3		
78	50 to 99 acres	2			2		1						
79	100 to 174 acres	3		3	3		4	6	6	13	2		6
80	175 to 259 acres	3				2		1					1
81	260 to 499 acres	1	2	4	1	3	5	1	1		3		11
82	500 to 999 acres	2	8	9	2	4	4				1		14
83	1,000 to 4,999 acres		1				1						
	Abnormal farms:												
84	Under 3 acres	5	4			3	9		2		2	3	1
85	3 to 9 acres	8	6			4	18		1	3	4		
86	10 to 19 acres	4	3	1	1	7	4			1		1	1
87	20 to 49 acres	18	4	3	3	9	10		4	3	3	2	2
88	50 to 99 acres	16	2		7	5	3		1	3	12	1	1
89	100 to 174 acres	19	2		2	18	9	5	11	28	10	1	1
90	175 to 259 acres	4	2	2	1	8	5	1	1	2	3		3
91	260 to 499 acres	8	9	16	3	34	5	10	2	13	4		12
92	500 to 999 acres	3	30	12	7	21	5	10		11	2	2	17
93	1,000 to 4,999 acres	1	4	5	5	3	3			3			3
94	5,000 acres and over				1							1	

COUNTY TABLE VI.—TYPE OF FARM, BY SPECIFIED VALUE OF FARM PRODUCTS SOLD, TRADED, OR USED BY OPERATOR'S FAMILY, 1929

[See NOTE, bottom of p 8]

	TYPE, BY VALUE OF PRODUCTS (See definitions in Introduction)	THE STATE	Albany	Big Horn	Campbell	Carbon	Converse	Crook	Fremont	Goshen	Hot Springs	Johnson	Laramie
	General farms	Number	Number	Number	Number	Number	Number	Number	Number	Number	Number	Number	Number
1	Under $250	55	4		5		13	4	12	2		2	
2	$250-$599	249	6	4	21	5	28	28	20	18	4	8	8
3	$600-$999	503	6	27	42	9	45	51	28	45	10	15	15
4	$1,000-$1,499	567	9	30	53	8	27	64	36	72	12	23	30
5	$1,500-$2,499	661	9	44	73	4	28	44	41	70	12	22	53
6	$2,500-$3,999	304	7	21	26	11	11	15	20	24	5	7	31
7	$4,000-$5,999	115		11	5	2	3	5	8	10	2	8	8
8	$6,000 and over	39		2		1	1		1	3	1	5	7
	Cash-grain farms												
9	Under $250	60			7	1	2	1	21	4		2	7
10	$250-$599	219	1		40	2	14	6	17	21	1	7	16
11	$600-$999	280	1	2	43	3	18	9	10	44	4	6	24
12	$1,000-$1,497	286	2	1	41	3	20	21	4	46		7	20
13	$1,500-$2,499	389	1	2	71		20	27	8	84	4	5	35
14	$2,500-$3,999	294			51		9	23	3	61	3	3	43
15	$4,000-$5,999	143			24	1	4	10		36			23
16	$6,000-$9 999	87			8		3	7		31			14
17	$10,000 and over	25			1			3		9			4
	Crop-specialty farms												
18	Under $250	68	14	2	3	5	1		23				4
19	$250-$399	86	3	7	3	2	2		18	3		1	1
20	$400-$599	108	5	9	1	4	5	2	19	5		4	3
21	$600-$999	246	6	29	7	8	7	5	20	26	3	5	10
22	$1,000-$1,499	324	12	62	5	8	10	3	26	34	7	10	11
23	$1,500-$2,499	539	13	124	7	15	13	4	21	74	10	5	28
24	$2,500-$3 999	535	8	129	1	12	8	4	14	105	2	5	20
25	$4,000-$5,999	484	9	94	3	10	21	1	12	115		3	16
26	$6,000-$9 999	353	3	53	1	3	6		8	106	3	6	9
27	$10 000-$19,999	106	2	17		1	1			37			5
28	$20 000 and over	10		1			1			3			
	Fruit farms												
29	$600-$999	1		1									
30	$1,500-$2 499	1		1									
31	$2,500-$3 999	2		2									
	Truck farms												
32	Under $250	1											
33	$250-$599	3											
34	$600-$999	4		1									
35	$1,000-$1,499	5							2				
36	$1,500-$2,499	8		2					4				
37	$2,500-$3,999	3							1				
38	$4 000-$5 999	4		1									
39	$10 000-$19,999	1											
	Dairy farms												
40	Under $250	9					1						1
41	$250-$399	19	1	1		1	2	1					1
42	$400-$599	37	4				5	1	1				4
43	$600-$999	122	1	1	1	3	10	4	3	3	2		9
44	$1,000-$1,499	152	8	1	1	2	9	6	10	6	2	2	13
45	$1,500-$2,499	209	8	8	4	5	8	5	5	10	5	2	15
46	$2,500-$3,999	122	7	4	2	6	2	2	4	1	6	1	6
47	$4,000-$5 999	69	3	6		6	4	1	5	2	1		5
48	$6,000-$9,999	39	3	1	1	4	2		1	2	2		3
49	$10,000-$19,999	28	3	1		2	2		2			1	2
50	$20,000 and over	6	1	1									1
	Animal-specialty farms												
51	Under $250	6					1	1	1				1
52	$250-$399	28			6	1	1	2	4	1			2
53	$400-$599	65	1	1	13	2	2	9	6	3			2
54	$600-$999	120	1	2	19	4	6	7	9	10	2	4	14
55	$1,000-$1,499	194	1	1	26	1	10	21	16	16	1	6	28
56	$1,500-$2,499	354	1	10	44	17	9	31	24	35	3	11	53
57	$2,500-$3,999	310	3	9	35	7	9	21	33	30	4	6	45
58	$4,000-$5,999	175	2	8	10	8	1	8	26	17	3	7	15
59	$6,000-$9,999	111	1	7	1	7	4	4	13	10		2	11
60	$10 000-$19,999	66		6		3		3	2	14	1	1	1
61	$20 000 and over	29		2	1		1		3	6	1	1	
	Stock ranches												
62	Under $250	80	4		2		7	4	4	1	2	6	1
63	$250-$399	72			7		8	3	3	1	2	2	
64	$400-$599	101	6	1	12	1	9	10	6	2	3	4	2
65	$600-$999	237	12	3	26	2	31	26	6	3	2	11	6
66	$1,000-$1,499	319	15		34	10	28	35	12	15	8	17	11
67	$1,500-$2,499	631	50	8	68	14	50	61	19	26	10	42	29
68	$2,500-$3,999	614	26	7	87	21	34	71	24	25	7	37	36
69	$4,000-$5,999	559	36	9	39	23	43	46	21	15	12	29	35
70	$6,000-$9,999	586	33	11	51	43	33	34	41	16	4	31	27
71	$10,000-$19,999	472	31	17	26	45	25	18	26	9	15	23	17
72	$20 000 and over	369	15	9	18	51	16	7	19	9	10	25	19
	Poultry farms												
73	Under $250	3					2						
74	$250-$399	11					5	1		1		2	
75	$400-$599	15		1		2	1	1	1	3		2	
76	$600-$999	48	2	5	1	2	2		2	3	2	3	4
77	$1,000-$1,499	59	2	7	1	2	1	3	6	7	1	6	5
78	$1 500-$2 499	41	1	7	2		2		2	5	3	2	1
79	$2 500-$3,999	27	1	1			1		2	3		4	2
80	$4,000 and over	11											1
	Self-sufficing farms												
81	Under $250	223	16	1	30	11	8	29	47	2		6	5
82	$250-$399	117	6	3	16	6	5	19	12	3		3	3
83	$400-$599	105	1	1	16	6	1	23	13	3		1	3
84	$600-$999	84	5	1	10	6	1	19	2	4		7	1
85	$1,000-$1,499	7			1	2			2				
	Abnormal farms												
86	Under $250	343	39	8	21	5	20	7	17	13	3	13	20
87	$250-$399	218	5	8	13	4	13	7	9	6	4	5	12
88	$400-$599	275	11	9	11	2	14	10	15	12	11	5	15
89	$600-$999	194	9	16	12	6	5	7	13	4	4	7	8
90	$1,000-$1 499	25	3	1	1		2	3	1			1	2
91	$1,500-$2,499	20	2	1				2	8	1			1
92	$2 500-$3 999	16		3		4		1	1			1	1
93	$4,000-$5 999	13	1		1				1		1	1	3
94	$6,000-$9,999	8		1					1				1
95	$10 000-$19,999	11	1			1			2	1			1
96	$20 000 and over	11		1								1	

COUNTY TABLE VI.—TYPE OF FARM, BY SPECIFIED VALUE OF FARM PRODUCTS SOLD, TRADED, OR USED BY OPERATOR'S FAMILY: 1929—Continued

[See NOTE, bottom of p. 8]

	TYPE, BY VALUE OF PRODUCTS (See definitions in Introduction)	Lincoln	Natrona	Niobrara	Park	Platte	Sheridan	Sublette	Sweetwater	Teton	Uinta	Washakie	Weston
	General farms	Number	Number	Number	Number	Number	Number	Number	Number	Number	Number	Number	Number
1	Under $250	1	1	7		1	2		1				1
2	$250-$599	8	10	11	3	20	10	1	4	3	4	3	22
3	$600-$999	10	7	35	12	33	37	3	3	12	8	5	44
4	$1,000-$1,499	6	3	38	13	40	33	2	6	11	7	8	36
5	$1,500-$2,499	9	8	38	31	63	54		4	13	11	7	28
6	$2,500-$3,999	5		24	12	14	28	1	5	7	13	7	16
7	$4,000-$5,999	1	1	7	10	10	12		2	2	5	2	1
8	$6,000 and over			2	2	2	8				2	1	1
	Cash-grain farms												
9	Under $250	1		1	2	3	3						6
10	$250-$599	7	2	12	2	32	15		5				19
11	$600-$999	1		11	6	43	27		1	3	1	1	22
12	$1,000-$1,499	2	1	21	7	37	17		3	3	2	1	27
13	$1,500-$2,499	4		18	8	40	29		3				29
14	$2,500-$3,999	4		8	3	32	18		3	1		2	27
15	$4,000-$5,999		1	4	1	22	9						8
16	$6,000-$9,999		1	1		9	8						9
17	$10,000 and over					5	3						
	Crop-specialty farms												
18	Under $250	3	3		2	3	3				1		1
19	$250-$399	6	3	1	1	17	2	2	2	4	6	1	1
20	$400-$599	8	1	7	1	10	5	2	4	8	2	2	1
21	$600-$999	17	2	21	18	14	11	3	5	7	13	5	3
22	$1,000-$1,499	12	3	8	34	24	14	7	9	4	11	6	4
23	$1,500-$2,499	11	4	7	79	68	20	7	4	6	8	20	2
24	$2,500-$3,999	6	5	10	84	55	18	6	4	5	4	28	2
25	$4,000-$5,999	2	1	8	77	59	17	3	2	2	8	24	2
26	$6,000-$9,999	1	2	2	47	41	9		1	1		31	
27	$10,000-$19,999	1		1	18	8	4		1			10	
28	$20,000 and over	1			1	1						2	
	Fruit farms												
29	$600-$999												
30	$1,500-$2,499												
31	$2,500-$3,999												
	Truck farms												
32	Under $250						1						
33	$250-$599						2		1				
34	$600-$999						3						
35	$1,000-$1,499						2		1				
36	$1,500-$2,499						2						
37	$2,500-$3,999						1					1	
38	$4,000-$5,999						1		1			1	
39	$10,000-$19,999											1	
	Dairy farms												
40	Under $250	5				2							
41	$250-$399	4	1	2		1				1	2	1	
42	$400-$599	13	2	3		1	1				2		
43	$600-$999	54		1		8	11			3	7		1
44	$1,000-$1,499	83	2	2	2	4	5		3	6	14		1
45	$1,500-$2,499	68	2	7	5	3	11		6	3	23	1	5
46	$2,500-$3,999	27	10	1	7	2	14		3	4	12	1	
47	$4,000-$5,999	7	8	1	2		9		2		5	3	
48	$6,000-$9,999	2	4			1	5		1	2	3	2	
49	$10,000-$19,999	3	3	1	1	1	1		1		2	1	1
50	$20,000 and over	1	1	1									
	Animal-specialty farms												
51	Under $250			1			1						
52	$250-$399	2		3		2	2						2
53	$400-$599	7	1	5		7	1			1	1		3
54	$600-$999	5		9	3	11	6			1	3	2	2
55	$1,000-$1,499	14	3	8	5	15	9		2	3	3	2	4
56	$1,500-$2,499	22	5	17	9	27	18		3	4	1	3	8
57	$2,500-$3,999	22	1	13	9	27	18		1	9	3		5
58	$4,000-$5,999	9	1	10	5	9	18			6	1	2	2
59	$6,000-$9,999	10			6	12	7			2		12	2
60	$10,000-$19,999	4			4	4	7			1	1	14	
61	$20,000 and over					1	2					11	
	Stock ranches												
62	Under $250		1	3			1	14	12	7	11		
63	$250-$399	4	6	5	1	1	4	10	5	2	7		1
64	$400-$599	1	7	9	1	3		5	4	2	7	1	5
65	$600-$999	1	10	26	3	14	10	9	8	2	8	1	17
66	$1,000-$1,499	7	13	36	5	10	11	18	8	5	9	5	17
67	$1,500-$2,499	10	18	52	22	29	27	27	8	13	21	1	27
68	$2,500-$3,999	16	20	46	13	22	26	22	11	5	19	13	26
69	$4,000-$5,999	10	15	40	16	22	40	30	9	7	31	4	27
70	$6,000-$9,999	18	26	39	7	26	35	31	14	5	33	12	16
71	$10,000-$19,999	16	30	16	12	15	21	34	15	4	20	21	16
72	$20,000 and over	18	32	11	14	13	15	15	24	1	8	12	9
	Poultry farms												
73	Under $250						1						
74	$250-$399				1	1							
75	$400-$599	1	1			2							
76	$600-$999		8		1	4	8				3	3	
77	$1,000-$1,499		5	3	3	4	1				3		
78	$1,500-$2,499	1	3	1	1	3	3				3	1	
79	$2,500-$3,999	1	2	3	1	3					2	1	
80	$4,000 and over		2		1	1	1				4	1	
	Self-sufficing farms												
81	Under $250	5	7	3	3	6	14	4	7	6	4		10
82	$250-$399		5	6	3	4	5	3	3	2	2		11
83	$400-$599	3	1	7	3	3	11	2		4	1		5
84	$600-$999	4	1	3	3	3	7			3	3		4
85	$1,000-$1,499	1											1
	Abnormal farms												
86	Under $250	34	29	4	10	23	18	10	7	21	13	1	17
87	$250-$399	30	13	9	4	28	17	9	6	15	6		6
88	$400-$599	26	17	8	4	32	23	5	6	15	13	5	10
89	$600-$999	12	6	11	6	20	13	4	3	16	8	3	2
90	$1,000-$1,499				3	1	1	1	1	3			1
91	$1,500-$2,499		1		3	2				3			3
92	$2,500-$3,999		1			3				1			1
93	$4,000-$5,999					1	1		1	1			3
94	$6,000-$9,999	1				3			1	1			
95	$10,000-$19,999					4				1			
96	$20,000 and over	3		1		2	1					2	

County Table VII.—TYPE OF FARM, BY TENURE OF FARM OPERATOR, 1930

[See Note, bottom of p 8]

	Type, by tenure of operator (See definitions in Introduction)	The State	Albany	Big Horn	Campbell	Carbon	Converse	Crook	Fremont	Goshen	Hot Springs	Johnson	Laramie
	General farms	*Number*	*Number*	*Number*	*Number*	*Number*	*Number*	*Number*	*Number*	*Number*	*Number*	*Number*	*Number*
1	Full owners	1,348	25	89	128	25	89	110	80	123	38	39	56
2	Part owners	629	10	25	71	9	43	41	33	58	1	35	57
3	Managers	12						2	1		1	1	1
	Tenants—												
4	Cash	194	3	7	11	4	13	38	19	15	1	5	7
5	Other	310	3	18	15	2	11	20	33	48	5	10	31
	Cash-grain farms												
6	Full owners	708	3	4	117	10	38	48	27	107	3	12	56
7	Part owners	558	2	1	104		33	27	5	147	3	10	73
8	Managers	8			3		1			1			
	Tenants—												
9	Cash	101			20		4	14	6	6	1	3	2
10	Other	408			42		14	18	25	75	5	5	55
	Crop-specialty farms												
11	Full owners	1,226	34	269	15	41	30	8	71	142	12	13	22
12	Part owners	473	14	75	7	5	14	2	18	109	3	6	39
13	Managers	42	2	1	2	2	5		4	1		3	
	Tenants—												
14	Cash	163	11	23	2	7	5	5	12	14	3	4	9
15	Other	935	14	159	5	13	21	4	56	242	7	13	37
	Fruit farms												
16	Full owners	4		4									
	Truck farms												
17	Full owners	17		2					5				
18	Part owners	5		1					1				
	Tenants—												
19	Cash	4											
20	Other	3		1					1				
	Dairy farms												
21	Full owners	477	17	17	3	16	26	7	14	14	13	3	20
22	Part owners	151	7	2	5	7	9	6	4	5	2	1	21
23	Managers	8							1				2
	Tenants—												
24	Cash	98	7	2	1	5	6	4	7	8	2	1	5
25	Other	78	8	2		1	4	3	5	2	1	1	11
	Animal-specialty farms												
26	Full owners	773	6	34	74	40	26	57	67	50	13	18	60
27	Part owners	393	2	4	60	3	13	26	26	55	1	13	69
28	Managers	15			1	1			1	2			
	Tenants—												
29	Cash	91	1	2	7	1	2	15	10	12		2	9
30	Other	186	1	6	13	5	3	9	33	22	1	5	34
	Stock ranches												
31	Full owners	1,571	75	51	99	88	104	128	72	30	31	82	27
32	Part owners	1,916	105	9	236	92	149	152	82	82	38	101	109
33	Managers	147	9		7	10	7	2	8			8	18
	Tenants—												
34	Cash	231	31	1	20	11	18	19	9	4	2	25	13
35	Other	175	8	4	8	9	6	14	10	6	4	11	16
	Poultry farms												
36	Full owners	161	3	17	4	6	14	4	8	16	5	14	8
37	Part owners	16	2							3		3	2
38	Managers	2								1			
	Tenants—												
39	Cash	18	1						4	1		2	
40	Other	18		4				1	1	1	1		4
	Self-sufficing farms												
41	Full owners	434	23	5	55	27	14	70	63	5		13	10
42	Part owners	23	3		5			4		1		1	
	Tenants—												
43	Cash	31	2		6	1		9	3			2	
44	Other	48		1	6	3	1	7	10	6		1	2
	Abnormal and unclassified farms												
45	Full owners	1,177	87	58	104	47	64	54	56	45	20	43	47
46	Part owners	135	3	4	18	2	6	5	7	3	4	12	14
47	Managers	62	3	2	2	2		1	8	3		2	3
	Tenants—												
48	Cash	194	16	6	10	3	13	12	16	8	3	4	23
49	Other	234	7	38	24	2	5	7	20	19	5	9	23

COUNTY TABLE VII.—TYPE OF FARM, BY TENURE OF FARM OPERATOR, 1930—Continued

[See NOTE, bottom of p 8]

	TYPE, BY TENURE OF OPERATOR (See definitions in Introduction)	Lincoln	Natrona	Niobrara	Park	Platte	Sheridan	Sublette	Sweetwater	Teton	Uinta	Washakie	Weston
		Number	*Number*	*Number*	*Number*	*Number*	*Number*	*Number*	*Number*	*Number*	*Number*	*Number*	*Number*
	General farms												
1	Full owners	28	20	69	51	95	91	4	19	39	33	21	76
2	Part owners	9	4	63	10	55	38		3	4	13	3	44
3	Managers				1		2		1	1	1		
	Tenants—												
4	Cash	2	1	14	10	8	21	2	1	1		2	9
5	Other	1		16	11	25	32	1	1	3	8	8	13
	Cash-grain farms:												
6	Full owners	11	3	25	16	85	52		13	6	2	3	67
7	Part owners	4		15	5	74	14				1	1	39
8	Managers		1			1	1						
	Tenants—												
9	Cash	1		11	1	9	16		1				6
10	Other	3	1	25	7	54	46		1	1	1		30
	Crop-specialty farms												
11	Full owners	49	12	39	170	108	30	18	17	26	39	54	7
12	Part owners	4	5	16	72	42	11	5	2	1	2	18	3
13	Managers	2			2	8	2		2	5	1		
	Tenants—												
14	Cash	5	3	5	9	11	15	3	3	2	3	8	1
15	Other	8	4	5	109	121	45	4	9	2	3	49	5
	Fruit farms												
16	Full owners												
	Truck farms												
17	Full owners						6		3			1	
18	Part owners						2					1	
	Tenants—												
19	Cash						3					1	
20	Other						1						
	Dairy farms												
21	Full owners	175	17	12	12	10	24		11	9	49	5	3
22	Part owners	39	7	3	4	5	7		1	1	9	2	4
23	Managers	2									3		
	Tenants—												
24	Cash	7	8	2	1	2	17		3	7	5	1	1
25	Other	14	1	2		6	9		1	2	4	1	
	Animal-specialty farms												
26	Full owners	75	9	39	33	60	42		5	22	7	31	15
27	Part owners	18	1	20	3	35	22			2	1	10	8
28	Managers				2	1	6			1			
	Tenants—												
29	Cash			4		9	10			1	2	1	3
30	Other	2	1	3	3	19	9			1	3	11	2
	Stock ranches.												
31	Full owners	57	64	111	53	41	62	111	63	36	116	26	44
32	Part owners	35	94	135	30	80	65	89	27	6	41	37	102
33	Managers		5	3	5	7	15	3	23	4	11	1	1
	Tenants—												
34	Cash	1	10	12	3	16	11	4	2	1	4	4	10
35	Other	3	5	12	3	10	17	3	3	5	2	2	4
	Poultry farms:												
36	Full owners	3	16	3	5	12	8				11	4	
37	Part owners		1			3	1					1	
38	Managers										1		
	Tenants—												
39	Cash		2	1	2	2	1				2		
40	Other		2	1	1	1	1						
	Self-sufficing farms.												
41	Full owners	12	11	14	9	13	31	6	9	14	9		22
42	Part owners		2	1			1	1					4
	Tenants—												
43	Cash				1	1	2				1		2
44	Other		1	2		1	3	1		1			2
	Abnormal and unclassified farms												
45	Full owners	74	59	29	33	84	65	19	24	50	39	9	67
46	Part owners	4	3	6	6	13	10	3	2	3	1	1	5
47	Managers	1	3		2	2	5	1	3	15	2	2	
	Tenants—												
48	Cash	6	8	4	2	10	18	6	3	3	4	6	10
49	Other	6	5	5	1	19	16	3	2	5	6	1	6

County Table VIII.—SPECIFIED FARM EXPENDITURES, 1929, BY TYPE OF FARM

[See Note, bottom of p 8]

	Item and type (See definitions in Introduction)	The State		Albany		Big Horn		Campbell		Carbon		Converse	
		Farms reporting	Expenditures	Farms reporting	Expenditures	Farms reporting	Expenditures	Farms reporting	Expenditures	Farms reporting	Expenditures	Farms reporting	Expenditures
		Number	*Dollars*	*Number*	*Dollars*	*Number*	*Dollars*	*Number*	*Dollars*	*Number*	*Dollars*	*Number*	*Dollars*
	Feed												
1	All types	7,995	5,136,287	371	272 134	453	228 535	467	127,449	317	550,085	363	174,981
2	General	1,209	176,788	35	6,720	70	9,953	78	8,282	24	3,359	63	5,624
3	Cash-grain	439	60,468	1	48			63	8,551	3	1,230	23	2,164
4	Crop-specialty	1,267	264,696	36	8,726	241	43,258	6	685	27	1,095	32	6,227
5	Fruit	2	425			2	425						
6	Truck	15	1,222			2	110						
7	Dairy	516	280 921	32	22,259	18	10,473	5	2,140	20	21,907	21	15 646
8	Animal specialty	765	392,212	6	3,857	26	19 855	60	12,624	35	26,326	16	23,178
9	Stock ranch	2,662	3,488,018	186	203,897	45	89,305	196	90,341	167	479,749	169	115,405
10	Poultry	167	80,020	5	2,110	15	5,701	4	535	6	2,095	10	4,071
11	Self-sufficing	245	18,350	19	1,320	3	230	22	1,076	17	2,748	7	315
12	Abnormal and unclassified	708	373,167	51	23,197	31	49,215	33	3,215	18	13,656	22	2,291
	Fertilizer												
13	All types	281	25,423	4	87	13	864			2	120	3	515
14	General	20	1,016			1	64						
15	Cash grain	7	674										
16	Crop-specialty	195	19,405			10	789					2	200
17	Truck	3	60			1	5						
18	Dairy	4	50	1	7								
19	Animal specialty	26	1,829									1	306
20	Stock-ranch	7	1,068	1	50					1	40		
21	Poultry	1	22										
22	Abnormal and unclassified	18	1,599	2	30	1	6			1	80		
	Labor												
23	All types	8,481	8,605 019	300	287,350	495	431 876	612	352,741	334	938 778	325	355 400
24	General	1,104	258,752	21	3,422	49	10,507	104	14,648	24	7,445	41	9 689
25	Cash grain	879	283,550	5	1,650	2	235	134	29,192	6	1,850	33	8,899
26	Crop-specialty	1,825	1,404,392	42	22,581	330	233,814	8	3,004	50	29,094	43	60,218
27	Truck	12	2,925			1	250						
28	Dairy	397	199,517	21	14,008	14	6,945	4	2,625	19	14,707	17	10,340
29	Animal specialty	898	507,985	4	2,164	34	39 422	83	16,404	30	16,911	23	21,315
30	Stock-ranch	2,838	5,623,711	179	225,862	49	92,158	249	276,954	186	869,417	154	243,229
31	Poultry	67	11,862	2	62	3	200	1	50	1	200	4	405
32	Self-sufficing	63	3,002	4	136	1	35	8	373	5	337	2	125
33	Abnormal and unclassified	398	309,293	22	17,465	12	48,110	21	9,491	14	8,817	8	1,170

	Item and type (See definitions in Introduction)	Crook		Fremont		Goshen		Hot Springs		Johnson		Laramie	
		Farms reporting	Expenditures	Farms reporting	Expenditures	Farms reporting	Expenditures	Farms reporting	Expenditures	Farms reporting	Expenditures	Farms reporting	Expenditures
		Number	*Dollars*	*Number*	*Dollars*	*Number*	*Dollars*	*Number*	*Dollars*	*Number*	*Dollars*	*Number*	*Dollars*
	Feed												
1	All types	388	68,490	485	293,939	777	263,465	149	207,615	301	175,434	501	355,968
2	General	81	7,101	50	15,548	143	18,894	27	3,535	50	7,119	79	13,313
3	Cash-grain	19	2,716	11	716	97	10,259	5	610	10	753	43	13,649
4	Crop-specialty	8	1,070	43	4,561	306	93,412	11	3,418	6	261	43	8,799
5	Fruit												
6	Truck			4	205								
7	Dairy	8	972	22	9,466	18	4,778	13	5,624	2	332	40	31 109
8	Animal-specialty	37	5,578	75	24,749	88	79 538	8	12,190	25	14,113	95	24,013
9	Stock ranch	160	46,352	136	221,237	82	41,487	61	174,611	156	130,863	140	242,691
10	Poultry	4	575	10	3,334	16	4,711	3	1,550	14	7,751	11	5,115
11	Self-sufficing	46	2,855	28	2,239	7	858			11	801	4	295
12	Abnormal and unclassified	25	1,271	46	11,794	30	9,538	21	6,077	27	13,441	46	47,044
	Fertilizer												
13	All types			4	108	72	7,566	2	33	5	2,128		
14	General					3	298			1	26		
15	Cash-grain					5	249						
16	Crop-specialty			1	48	53	6,245			2	1,758		
17	Truck			1	40								
18	Dairy					1	18						
19	Animal specialty					9	518						
20	Stock ranch					1	38			6	345		
21	Poultry												
22	Abnormal and unclassified			2	20			2	33				
	Labor												
23	All types	433	185,511	445	427,312	893	619,775	130	209,392	285	302 039	585	401,090
24	General	74	9,815	66	19 457	108	21,906	20	3,403	44	15,594	83	17,747
25	Cash-grain	63	19,030	14	3,314	188	64,562	6	1,975	16	3,613	112	44,557
26	Crop-specialty	5	1,046	71	27,160	376	398,602	19	10,404	29	12,421	76	36,274
27	Truck			4	850								
28	Dairy	6	976	21	10,388	13	5,025	11	4,930	1	200	33	26,537
29	Animal specialty	48	10,608	91	39 980	102	62,872	9	6,225	23	11,481	97	20,150
30	Stock ranch	212	139,239	139	297,343	82	62,763	54	179,548	152	236,743	140	244,651
31	Poultry	1	164	4	732	9	555	1	37	3	950	6	291
32	Self-sufficing	11	654	7	222					4	138	2	141
33	Abnormal and unclassified	13	3,889	28	27,866	15	3,490	10	2,870	13	20,899	36	10,442

COUNTY TABLE VIII.—SPECIFIED FARM EXPENDITURES, 1929, BY TYPE OF FARM—Continued

[See NOTE, bottom of p 8]

	ITEM AND TYPE (See definitions in Introduction)	LINCOLN		NATRONA		NIOBRARA		PARK		PLATTE		SHERIDAN	
		Farms reporting	Expenditures	Farms reporting	Expenditures	Farms reporting	Expenditures	Farms reporting	Expenditures	Farms reporting	Expenditures	Farms reporting	Expenditures
	Feed	*Number*	*Dollars*	*Number*	*Dollars*	*Number*	*Dollars*	*Number*	*Dollars*	*Number*	*Dollars*	*Number*	*Dollars*
1	All types	331	330,418	302	340,400	284	73,839	372	219,456	489	309,589	486	234,093
2	General	15	2,023	23	4,610	62	7,359	53	6,511	84	12,786	95	16,140
3	Cash grain	5	476	2	55	10	1,105	11	1,070	65	8,051	48	5,573
4	Crop-specialty	23	4,448	12	952	21	1,547	180	29,613	95	19,792	44	7,839
5	Fruit												
6	Truck											8	817
7	Dairy	117	32,813	31	51,019	8	2,460	12	7,402	8	3,790	48	22,290
8	Animal-specialty	52	20,844	7	1,868	21	3,629	24	6,811	64	21,748	54	22,832
9	Stock-ranch	63	170,852	152	256,056	131	53,869	61	160,896	92	111,174	107	135,022
10	Poultry			19	14,005	5	1,950	6	3,120	12	3,330	9	3,475
11	Self-sufficing	6	287	8	616	8	345	5	933	5	425	13	618
12	Abnormal and unclassified	50	88,075	48	11,219	18	1,765	20	3,100	44	28,433	60	18,637
	Fertilizer												
13	All types	1	42					7	945	118	11,409	25	1,401
14	General									4	214	6	287
15	Cash grain									1	55	1	70
16	Crop-specialty							6	218	101	9,291	14	729
17	Truck											1	15
18	Dairy											1	17
19	Animal-specialty	1	42					1	27	5	414	1	183
20	Stock ranch									1	495	1	100
21	Poultry									1	22		
22	Abnormal and unclassified									5	918		
	Labor												
23	All types	317	418,171	195	490,866	363	183,030	491	497,773	548	501,139	514	543,464
24	General	17	3,260	8	1,718	77	13,434	51	15,915	80	14,810	98	41,298
25	Cash-grain	10	5,041	2	1,510	38	6,497	17	4,710	95	32,939	67	34,450
26	Crop-specialty	31	24,068	12	11,993	29	8,366	273	179,166	178	169,630	66	56,714
27	Truck											6	1,813
28	Dairy	91	20,518	21	15,910	12	3,052	13	7,405	6	3,655	33	19,054
29	Animal-specialty	65	19,765	2	865	27	4,214	31	26,656	69	25,817	71	44,941
30	Stock-ranch	81	308,282	130	456,145	161	115,987	81	248,339	88	238,241	142	319,842
31	Poultry			8	615	3	340	4	2,062	6	1,119	2	350
32	Self-sufficing	3	95			3	80					7	350
33	Abnormal and unclassified	19	37,142	12	2,110	13	2,050	21	13,520	26	16,128	22	24,057

	ITEM AND TYPE (See definitions in Introduction)	SUBLETTE		SWEETWATER		TETON		UINTA		WASHAKIE		WESTON	
		Farms reporting	Expenditures	Farms reporting	Expenditures	Farms reporting	Expenditures	Farms reporting	Expenditures	Farms reporting	Expenditures	Farms reporting	Expenditures
	Feed:	*Number*	*Dollars*	*Number*	*Dollars*	*Number*	*Dollars*	*Number*	*Dollars*	*Number*	*Dollars*	*Number*	*Dollars*
1	All types	234	118,988	131	309,008	179	78,411	285	325,998	190	216,978	190	42,196
2	General	5	1,055	10	2,147	35	8,478	20	7,725	15	3,220	52	4,696
3	Cash-grain			3	375	2	224					18	1,943
4	Crop-specialty	22	1,323	11	2,265	16	1,502	20	1,429	52	21,349	2	225
5	Fruit												
6	Truck			1	200								
7	Dairy			9	6,846	18	4,248	53	17,905	7	3,742	6	3,700
8	Animal-specialty			3	505	19	5,715	5	763	39	63,936	6	490
9	Stock ranch	186	113,819	75	290,817	37	33,374	135	178,820	53	118,857	72	29,084
10	Poultry							14	14,542	4	2,050		
11	Self-sufficing	4	195	3	175	11	1,026	6	376			12	567
12	Abnormal and unclassified	17	1,896	16	5,678	41	23,844	23	4,436	9	3,524	22	1,521
	Fertilizer												
13	All types			2	19	6	121	2	40	16	925		
14	General			1	15	1	50	1	20	2	45		
15	Cash-grain												
16	Crop-specialty					1	25			5	93		
17	Truck												
18	Dairy					1	8						
19	Animal-specialty									5	336		
20	Stock-ranch												
21	Poultry												
22	Abnormal and unclassified			1	4	2	38	1	20	1	450		
	Labor												
23	All types	201	267,398	137	398,559	175	193,303	243	197,442	229	385,378	241	133,438
24	General	4	690	15	4,138	32	7,206	27	11,305	14	4,389	47	7,161
25	Cash-grain			3	1,500	4	750	3	705	3	510	58	16,061
26	Crop-specialty	26	11,846	16	10,085	24	23,408	26	6,938	90	66,042	5	1,514
27	Truck									1	12		
28	Dairy			7	6,480	12	4,947	36	17,635	5	4,330	1	1,000
29	Animal-specialty			3	400	21	13,993	7	1,523	45	119,477	13	2,412
30	Stock-ranch	163	252,838	73	367,434	38	20,036	120	154,493	60	182,107	105	93,060
31	Poultry							6	2,270	3	1,460		
32	Self-sufficing			1	10			2	121			3	185
33	Abnormal and unclassified	8	2,038	9	2,532	44	43,965	16	2,152	8	7,045	8	2,045

COLORADO

COLORADO

COUNTIES, PRINCIPAL CITIES, RIVERS, AND MOUNTAINS

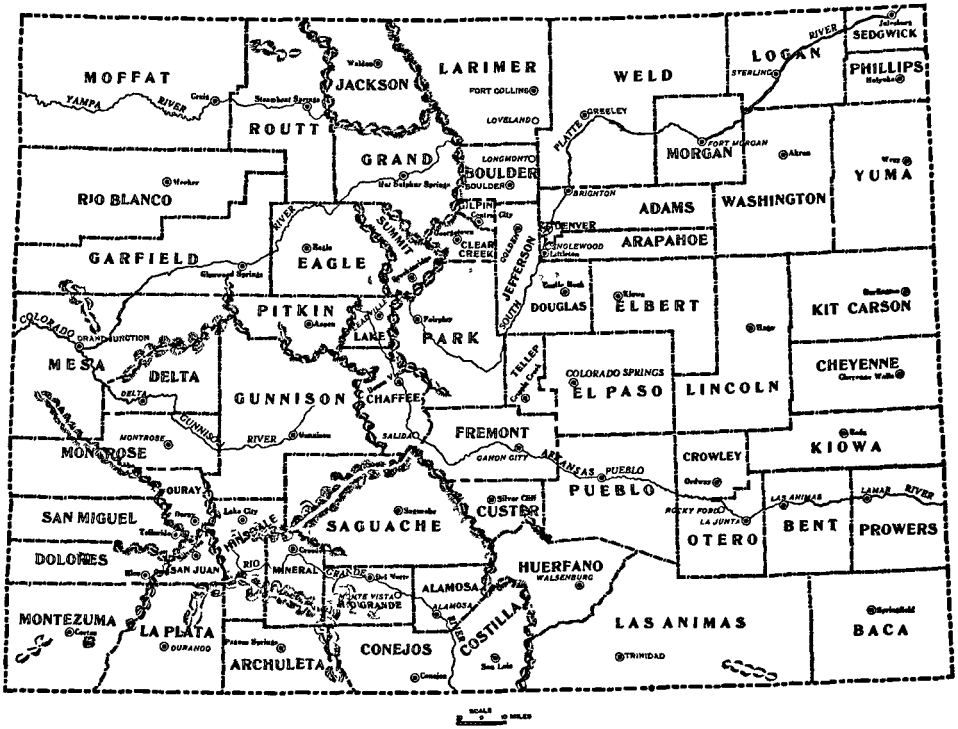

COUNTY TABLE I.—FARMS AND FARM ACREAGE, 1930 AND 1929, BY TYPE OF FARM

[See NOTE, bottom of p. 8]

	ITEM AND TYPE OF FARM (See definitions in Introduction)	THE STATE	Adams	Alamosa	Arapahoe	Archuleta	Baca	Bent	Boulder	Chaffee	Cheyenne
	FARMS, BY TYPE, 1930	*Number*	*Number*	*Number*	*Number*	*Number*	*Number*	*Number*	*Number*	*Number*	*Number*
1	All types	59,956	1,912	531	1,225	389	1,750	882	1,473	307	625
2	General	8,541	181	37	137	52	245	132	236	34	126
3	Cash grain	8,933	842	9	221	19	500	91	157		224
4	Crop-specialty	13,696	442	294	130	38	421	194	282	44	7
5	Fruit	1,779	6		9				48	2	
6	Truck	2,194	338	3	54			31	23	30	
7	Dairy	3,540	156	32	159	20	34	36	202	21	31
8	Animal-specialty	5,299	48	34	41	9	91	138	85	25	86
9	Stock ranch	4,836	19	32	18	110	107	78	25	28	84
10	Poultry	1,629	122	2	175	13	16	19	118	6	12
11	Self-sufficing	1,687	28	8	17	53	32	20	28	23	5
12	Abnormal	4,064	112	44	154	60	40	28	164	35	29
13	Institution or country estate	54	1					1	1	2	
14	Part-time	3,545	93	43	148	57	36	22	143	28	24
15	Boarding and lodging	101			2				11	2	
16	Forest-product	93				3			2		
17	Horse farm, feed lot, or livestock dealer	271	18	1	4		4	5	7	3	5
18	Unclassified	3,758	118	36	110	15	264	115	105	9	21
	FARM LAND, BY TYPE										
	All land in farms, 1930	*Acres*	*Acres*	*Acres*	*Acres*	*Acres*	*Acres*	*Acres*	*Acres*	*Acres*	*Acres*
19	All types	28,876,171	557,561	225,192	459,673	163,442	1,196,576	540,938	203,313	74,093	494,428
20	General	2,971,450	66,152	7,921	52,995	13,556	125,321	55,293	27,490	18,910	63,070
21	Cash grain	5,066,292	224,916	2,076	139,996	4,084	345,678	44,003	33,094		165,629
22	Crop-specialty	3,910,354	108,793	87,554	52,217	17,138	222,813	49,380	41,313	11,343	3,355
23	Fruit	75,966	194		101				797		
24	Truck	147,702	8,307	873	1,099			4,109	1,146	4,047	
25	Dairy	1,209,519	39,502	8,940	43,408	5,596	17,467	21,253	26,373	4,373	15,137
26	Animal-specialty	2,531,207	22,170	9,888	25,848	1,730	63,904	47,219	18,846	5,357	51,744
27	Stock-ranch	10,487,301	63,770	96,462	120,827	97,010	206,366	261,559	29,157	20,085	172,400
28	Poultry	126,680	3,409		3,537	2,502	3,227	4,523	2,378	211	4,659
29	Self-sufficing	301,627	2,415	982	484	8,349	7,424	5,852	2,137	3,244	1,570
30	Abnormal	738,725	2,976	2,955	4,818	10,777	11,771	9,151	8,234	2,647	7,816
31	Institution or country estate	44,605									
32	Part time	483,689	2,198	2,955	3,468	9,070	10,273	8,264	2,544	1,745	5,844
33	Boarding and lodging	84,411							5,031		
34	Forest product	131,964				1,707					
35	Horse farm, feed lot, or livestock dealer	94,056	778		1,350		1,498	887	659	902	1,972
36	Unclassified	1,309,348	14,957	7,541	14,343	2,700	122,405	38,596	12,348	8,806	9,055
	Average acres per farm, 1930:										
37	All types	482	292	424	375	420	644	613	138	241	791
38	General	348	365	214	387	261	512	419	116	225	501
39	Cash-grain	567	658	231	633	215	692	484	211		739
40	Crop-specialty	286	246	298	402	451	529	255	147	258	479
41	Fruit	43	32		11				17		
42	Truck	68	25	291	20			133	50	135	
43	Dairy	342	253	279	273	280	514	590	131	208	488
44	Animal-specialty	478	462	291	630	192	702	342	222	214	602
45	Stock-ranch	2,169	3,356	3,014	6,713	882	1,929	3,353	1,166	717	2,052
46	Poultry	78	28		20	192	202	238	20	35	388
47	Self-sufficing	179	86	123	28	158	232	293	76	141	314
48	Abnormal	186	27	69	32	180	294	339	51	65	270
	Crop land harvested, 1929:										
49	All types	6,750,396	220,918	59,476	154,367	21,416	276,792	87,492	84,531	19,004	128,309
50	General	825,928	26,025	1,996	20,510	2,451	80,291	11,714	13,416	8,880	22,006
51	Cash-grain	2,330,005	101,381	837	96,035	972	133,892	14,734	17,814		66,936
52	Crop-specialty	1,580,065	55,465	37,714	23,326	2,900	76,619	23,517	26,280	3,599	1,364
53	Fruit	34,633	187		73				332		
54	Truck	65,486	5,522	332	857			3,157	818	893	
55	Dairy	241,904	13,053	2,705	15,324	1,392	2,598	2,183	8,670	1,139	4,160
56	Animal-specialty	793,809	9,238	8,016	7,458	246	15,397	10,441	9,598	2,560	18,091
57	Stock ranch	622,705	4,349	12,146	5,119	11,094	7,761	3,616	1,898	3,524	11,581
58	Poultry	31,023	1,379		1,823	544	524	922	915	32	1,106
59	Self-sufficing	31,794	693	44	242	1,069	481	1,114	392	279	248
60	Abnormal	81,028	906	479	1,678	636	1,452	739	1,188	334	2,302
61	Institution or country estate	7,069									
62	Part-time	48,785	761	479	1,263	620	1,015	527	869	280	1,492
63	Boarding and lodging	1,755							76		
64	Forest product	2,897				16					
65	Horse farm, feed lot, or livestock dealer	20,529	147		415		437	212	243	54	810
66	Unclassified	106,418	2,768	207	1,922	112	7,777	6,355	2,710	754	526
	Plowable pasture, 1929:										
67	All types	4,914,777	95,173	14,398	149,946	8,040	510,423	66,160	13,847	2,941	159,170
68	General	622,313	13,294	593	22,882	361	62,907	10,698	1,799	464	22,706
69	Cash-grain	908,577	31,491	60	26,946	81	144,673	8,795	1,817		46,669
70	Crop-specialty	549,920	15,645	8,198	19,663	620	103,518	4,031	1,751	208	185
71	Fruit	2,270	2						140		
72	Truck	4,334	109		45			144	35	75	
73	Dairy	223,717	11,527	1,359	18,332	80	10,570	2,962	2,026	72	5,367
74	Animal-specialty	480,891	9,153	809	11,708	557	30,291	3,013	1,648	44	21,687
75	Stock-ranch	1,017,195	9,310	2,063	27,457	4,604	65,684	25,815	3,017	990	52,047
76	Poultry	23,863	351		603	3	1,219	1,320	268	1	1,540
77	Self-sufficing	38,312	1,767	355	5	593	2,220	1,279	125	176	868
78	Abnormal	89,773	66	367	1,748	307	7,113	1,750	174	160	2,158
79	Unclassified	253,613	2,418	594	8,557	834	62,228	6,353	1,026	[illegible]	3,923
	Other pasture (excl. woodland), 1929:										
80	All types	13,712,856	129 069	135,709	116,461	23,754	188,030	368 679	57,394	25,442	149,130
81	General	1,033,543	16,226	3,468	5,733	2,562	15,707	29,975	5,654	6,576	10,132
82	Cash-grain	956,713	32,568	1,055	8,274	794	18,096	18,435	6,112		22,312
83	Crop-specialty	1,112,017	19,035	32,707	4,562	568	18,730	18,951	5,867	4,094	1,550
84	Fruit	9,286	42						73		
85	Truck	43,794	626	430	13			401	124	1,972	
86	Dairy	540,734	5,173	4,445	5,495	928	1,482	15,496	10,727	2,132	3,011
87	Animal-specialty	909,597	5,110	3,568	3,377	371	10,670	22,112	3,952	1,075	5,023
88	Stock-ranch	7,925,795	42,965	80,169	86,751	14,557	100,916	230,344	16,563	6,558	101,629
89	Poultry	44,214	726		354	525	1,030	2,043	689	9	1,326
90	Self-sufficing	147,914	267	536	69	1,352	2,271	2,931	641	929	55
91	Abnormal	328,396	1,029	1,749	304	1,957	1,298	6,177	1,252	1,637	1,988
92	Unclassified	662,656	2,337	5,779	1,540	155	17,822	21,714	4,740	473	2,124

COUNTY TABLE I.—FARMS AND FARM ACREAGE,

[See NOTE,

	ITEM AND TYPE OF FARM (See definitions in Introduction)	Clear Creek	Conejos	Costilla	Crowley	Custer	Delta	Denver	Dolores	Douglas	Eagle	Elbert
	FARMS, BY TYPE, 1930	*Number*	*Number*	*Number*	*Number*	*Number*	*Number*	*Number*	*Number*	*Number*	*Number*	*Number*
1	**All types**	34	1,467	648	626	406	1,744	257	194	438	374	1,241
2	General	2	143	102	83	41	373		26	41	59	246
3	Cash grain		80	7		2	37		25	30	7	178
4	Crop specialty	4	449	161	294	127	254	5	32	20	118	372
5	Fruit				6		430					
6	Truck		46	132	55	12	60	102			19	
7	Dairy	3	61	2	15	29	109	20	1	176	18	100
8	Animal specialty		94	90	16	23	166		16	42	15	171
9	Stock-ranch	3	279	19	49	59	31		12	69	83	84
10	Poultry	1	12		17		55	34		12	2	10
11	Self sufficing	4	55	48	4	16	47		23	11	9	17
12	Abnormal	14	151	44	30	35	135	22	14	26	19	24
13	Institution or country estate	3					1	4		3	1	
14	Part-time	7	146	43	23	25	131	17	14	17	17	19
15	Boarding and lodging	3				4				2	1	
16	Forest product		1			5				3		2
17	Horse farm, feed lot, or livestock dealer	1	4	1	7	1	3	1		1		3
18	Unclassified	3	97	43	57	62	47	74	45	11	25	39
	FARM LAND, BY TYPE											
	All land in farms, 1930	*Acres*	*Acres*	*Acres*	*Acres*	*Acres*	*Acres*	*Acres*	*Acres*	*Acres*	*Acres*	*Acres*
19	**All types**	14,454	252,552	349,527	328,113	260,169	187,965	3,789	71,455	347,283	170,616	966,899
20	General		14,367	11,366	22,281	20,923	33,308		9,639	18,427	18,571	139,136
21	Cash grain		9,419	744			3,756		16,803	15,302	2,151	127,409
22	Crop-specialty	966	75,083	26,978	76,084	64,406	37,992	310	11,252	8,823	38,885	182,329
23	Fruit				374		27,129					
24	Truck		4,895	9,210	5,921	3,397	2,980	510			3,881	
25	Dairy	401	4,323		5,886	21,906	12,908	1,062		110,979	8,710	61,853
26	Animal specialty		17,064	11,212	5,414	9,820	28,229		4,926	23,932	3,196	157,937
27	Stock-ranch	6,213	91,513	281,818	170,655	100,407	22,000		4,064	127,826	76,641	267,857
28	Poultry		867		3,617		3,365	134		4,214		1,393
29	Self-sufficing	474	3,695	1,212	1,059	2,970	3,453		7,227	1,895	2,324	3,523
30	Abnormal	4,393	8,374	1,239	3,960	9,578	5,919	609	4,376	29,468	3,044	8,994
31	Institution or country estate	762						324		25,819		
32	Part-time	496	7,771	1,239	3,228	7,378	5,472	285	4,376	2,119	3,044	5,324
33	Boarding and lodging	3,135				427						
34	Forest-product					1,773				1,530		
35	Horse farm, feed lot, or livestock dealer		603		732		447					3,670
36	Unclassified	2,007	22,952	5,753	32,862	26,762	6,926	1,164	13,168	6,417	13,213	16,468
	Average acres per farm, 1930											
37	**All types**	425	172	539	524	641	108	15	368	793	456	779
38	General		100	111	268	510	89		371	449	315	566
39	Cash-grain		118	106			102		672	510	307	716
40	Crop specialty	242	167	168	259	507	150	62	352	441	330	490
41	Fruit				62		63					
42	Truck		106	70	108	283	50	5			204	
43	Dairy	134	71		392	755	118	53		631	484	619
44	Animal-specialty		182	125	338	427	170		308	570	213	924
45	Stock ranch	2,071	328	14,832	3,483	1,702	710		339	1,853	923	3,189
46	Poultry		72		213		61	4		351		139
47	Self-sufficing	119	67	25	265	186	73		314	172	258	207
48	Abnormal	338	56	29	132	282	44	29	313	1,281	179	409
	Crop land harvested, 1929											
49	**All types**	884	93,448	33,279	49,126	25,209	60,218	1,857	9,310	51,607	29,706	200,154
50	General		7,049	4,863	5,237	2,288	12,712		1,386	4,396	3,280	36,676
51	Cash-grain		5,678	557			1,485		3,616	5,059	351	42,443
52	Crop-specialty	76	40,275	13,907	32,095	8,335	14,352	244	2,048	2,309	12,478	59,065
53	Fruit				331		12,270					
54	Truck		3,045	4,479	3,946	705	1,679	422			759	
55	Dairy	50	2,036		525	2,782	3,776	528		19,345	711	10,156
56	Animal-specialty		8,198	4,433	1,265	2,364	9,637		819	4,948	946	33,503
57	Stock-ranch	196	22,968	3,906	2,937	7,297	1,599		210	9,631	10,053	13,972
58	Poultry		476		254		849	46		378		365
59	Self-sufficing	54	847	386	160	173	335		677	284	169	477
60	Abnormal	415	1,881	439	611	279	1,155	324	201	4,379	255	1,751
61	Institution or country estate	70						119		3,897		
62	Part-time	191	1,436	439	197	215	1,123	205	201	411	255	1,441
63	Boarding and lodging	154				34						
64	Forest-product					30				71		
65	Horse farm, feed lot, or livestock dealer		445		414		32					310
66	Unclassified	93	995	309	1,765	986	369	293	353	878	704	1,746
	Plowable pasture, 1929											
67	**All types**	203	18,928	5,311	40,229	21,245	6,607	361	1,446	41,944	3,327	175,714
68	General		1,364	605	3,074	2,042	1,265		285	1,941	587	18,947
69	Cash grain		1,478	10			543		125	1,267	58	15,536
70	Crop-specialty		4,667	1,842	363	7,857	742	45	101	300	439	26,098
71	Fruit						383					
72	Truck		479	385	163	93	56	29			30	
73	Dairy		763		1,952	1,034	329	231		11,170	15	12,482
74	Animal-specialty		2,209	810	430	1,378	1,677		470	1,766		29,630
75	Stock ranch	80	4,562	1,533	29,019	6,457	1,050		28	16,160	785	68,335
76	Poultry		299		667		92	3		32		285
77	Self-sufficing		520	28	218	12	114		82	215		398
78	Abnormal	78	1,378	36	1,555	1,060	59	37	276	8,673	317	1,017
79	Unclassified	45	1,209	62	2,788	1,312	297	16	79	420	1,096	2,966
	Other pasture (excl. woodland), 1929											
80	**All types**	1,330	99,144	177,013	230,113	155,878	50,908	248	25,710	218,067	111,294	482,445
81	General		3,091	3,694	11,639	10,418	7,172		3,236	9,385	9,282	68,186
82	Cash-grain		819	42			309		3,765	6,915	1,638	50,795
83	Crop-specialty		19,482	6,602	35,149	30,578	6,687		3,346	5,823	18,737	75,973
84	Fruit				20		3,823					
85	Truck		596	1,078	655	1,735	549				1,173	
86	Dairy		706		3,134	12,664	3,513	23		69,445	6,954	27,945
87	Animal-specialty		3,879	2,194	3,367	4,154	5,356		2,768	14,867	1,373	74,487
88	Stock ranch	152	48,721	161,418	136,996	72,603	14,284		3,448	89,754	60,643	170,701
89	Poultry		2		2,324		841	7		3,343		431
90	Self-sufficing	85	989	97	628	1,407	1,775		3,568	1,159	1,771	2,188
91	Abnormal	938	4,357	277	1,580	5,684	2,682	18	1,946	14,562	1,575	4,714
92	Unclassified	155	16,502	1,611	34,621	16,635	3,922	200	3,633	2,814	8,148	7,025

[1] Includes statistics for 2 farms reported for San Juan, to avoid disclosure of individual operations.

1930 AND 1929, BY TYPE OF FARM—Continued

bottom of p 8]

El Paso	Fremont	Garfield	Gilpin	Grand	Gunnison	Hinsdale	Huerfano	Jackson	Jefferson	Kiowa	Kit Carson	Lake	La Plata [1]	Larimer	Las Animas	
Number	*Number*	*Number*	*Number*	*Number*	*Number*	*Number*	*Number*	*Number*	*Number*	*Number*	*Number*	*Number*	*Number*	*Number*	*Number*	
1,463	1,270	1,015	34	229	370	44	760	203	1,817	579	1,630	44	1,161	1,838	1,758	1
305	147	145	5	21	26	1	93	6	190	141	299	3	342	223	227	2
37	14	24	-	-	1	-	18	-	91	178	766	-	116	123	54	3
457	75	814	7	37	65	3	103	59	65	7	14	9	98	470	377	4
-	198	44	-	-	-	-	-	-	157	-	-	-	6	146	-	5
20	102	9	-	19	-	1	8	-	203	-	-	-	-	18	24	6
165	63	48	4	22	23	2	40	6	215	33	56	12	117	140	92	7
125	47	55	-	14	1	-	109	-	32	103	321	5	83	233	19	8
93	67	185	5	83	185	28	158	106	50	40	24	6	116	136	340	9
71	94	15	-	-	2	-	15	-	210	7	12	-	24	73	21	10
31	59	45	3	7	12	-	71	-	68	15	20	-	102	35	190	11
84	279	81	6	21	45	5	90	22	375	21	54	3	95	132	232	12
10	6	1	-	1	-	-	-	-	6	-	-	-	2	5	-	13
65	265	71	5	14	37	4	87	18	348	15	37	3	85	88	200	14
-	1	6	1	8	6	1	-	4	8	-	-	-	4	9	1	15
2	4	1	-	8	2	-	-	-	10	-	-	-	-	5	24	16
7	3	2	-	-	-	-	3	-	3	6	17	-	4	27	7	17
75	125	50	4	5	10	4	55	4	161	34	64	6	62	109	182	18
Acres	*Acres*	*Acres*	*Acres*	*Acres*	*Acres*	*Acres*	*Acres*	*Acres*	*Acres*	*Acres*	*Acres*	*Acres*	*Acres*	*Acres*	*Acres*	
1,071,111	366,717	251,791	14,374	212,341	215,849	18,142	495,851	321,277	259,690	461,839	969,104	20,681	359,197	698,304	1,927,923	19
166,120	19,584	21,628	1,695	13,195	11,902	-	30,755	5,719	27,414	71,148	155,347	774	81,500	43,482	115,316	20
17,846	690	8,727	-	-	-	-	8,276	-	20,389	119,751	480,939	-	26,866	51,259	30,764	21
253,138	29,437	62,570	3,675	18,430	26,169	983	43,892	97,356	16,531	4,420	6,130	7,298	20,402	77,075	162,860	22
-	4,019	2,181	-	-	-	-	-	-	2,546	-	-	-	629	6,699	-	23
2,094	1,901	903	-	7,638	-	-	3,571	-	8,817	-	-	-	-	420	832	24
90,713	10,579	8,556	2,287	18,452	6,443	-	22,289	6,059	43,572	17,163	21,522	4,506	25,827	27,395	57,375	25
81,128	10,958	12,071	-	7,083	-	-	46,498	-	9,790	64,049	210,988	840	23,835	47,956	5,602	26
388,114	207,828	109,481	3,500	132,335	147,358	14,528	278,219	197,599	84,577	104,532	49,516	3,482	119,669	387,042	1,287,130	27
5,241	1,437	689	-	-	-	-	3,011	-	3,141	1,789	3,397	-	4,837	3,051	3,064	28
6,739	7,864	6,552	1,040	2,660	8,453	-	12,941	-	5,647	4,670	4,613	-	14,779	5,041	38,029	29
22,551	23,439	10,736	854	7,878	14,114	780	20,444	12,094	24,321	10,522	16,820	1,110	15,192	26,063	152,762	30
8,708	2,142	-	-	-	-	-	-	-	3,397	-	-	-	-	3,453	-	31
8,296	18,012	9,952	854	5,254	12,474	780	19,444	9,851	10,955	4,422	5,270	1,110	11,573	9,269	38,626	32
-	-	774	-	1,116	1,640	-	-	2,243	4,542	-	-	-	8,129	4,994	-	33
-	2,561	-	-	1,508	-	-	-	-	5,364	-	-	-	-	3,544	106,916	34
5,547	724	-	-	-	-	-	1,000	-	63	6,100	11,550	-	490	4,783	12,220	35
37,427	48,981	7,697	1,323	4,670	6,410	1,851	25,955	2,450	12,945	63,785	19,832	2,671	25,591	22,821	74,189	36
732	989	948	493	997	583	412	658	1,583	143	798	595	470	309	380	1,097	37
545	133	149	339	628	458	-	331	953	144	505	520	258	238	195	508	38
482	49	364	-	-	-	-	460	-	224	673	628	-	232	417	570	39
554	392	199	525	498	403	328	426	1,650	254	631	438	811	208	164	432	40
-	20	50	-	-	-	-	-	-	16	-	-	-	105	46	-	41
105	19	100	-	402	-	-	446	-	43	-	-	-	-	23	35	42
550	168	178	572	839	280	-	557	1,010	203	520	384	376	221	196	624	43
649	233	219	-	506	-	-	427	-	306	622	657	168	287	206	295	44
4,173	3,102	592	700	1,594	797	519	1,761	1,864	1,692	2,613	2,063	580	1,032	2,846	3,786	45
74	15	46	-	-	-	-	301	-	15	256	283	-	202	42	146	46
217	133	146	347	350	288	-	182	-	83	311	231	-	145	144	200	47
275	84	139	171	394	328	195	227	550	65	501	311	370	163	197	661	48
172,117	23,388	61,118	1,287	28,692	46,100	3,564	38,524	39,876	54,328	90,329	348,842	5,162	57,100	148,159	96,833	49
38,890	3,301	6,896	140	1,519	2,170	-	4,050	1,320	6,330	18,023	51,346	49	18,550	13,329	16,271	50
5,589	491	1,508	-	-	-	-	1,912	-	10,917	43,516	207,707	-	9,756	20,767	8,404	51
75,391	3,137	23,653	237	3,359	9,026	330	7,500	31,186	4,572	1,595	2,393	2,615	5,226	44,971	39,882	52
-	2,315	821	-	-	-	-	-	-	1,700	-	-	-	207	3,592	-	53
785	1,095	186	-	1,247	-	-	235	-	2,728	-	-	-	-	217	262	54
14,592	1,656	2,070	248	2,625	1,366	-	2,858	730	12,695	3,783	6,209	490	4,802	5,971	3,739	55
16,430	2,040	4,816	-	1,227	-	-	6,336	-	3,247	15,633	67,460	248	6,152	31,457	1,537	56
14,214	4,958	18,515	353	16,968	31,306	2,837	10,701	56,127	5,387	4,247	4,402	1,325	7,400	16,739	15,357	57
1,139	549	181	-	-	-	-	255	-	1,504	330	1,005	-	1,005	986	581	58
994	569	534	55	186	322	-	1,367	-	497	594	995	-	1,889	436	3,028	59
2,752	2,753	666	116	828	758	145	1,832	513	3,074	1,415	4,028	45	1,368	4,286	5,344	60
425	1,068	-	-	-	-	-	-	-	882	-	-	-	-	601	-	61
1,367	1,655	553	116	488	624	145	1,669	443	1,801	870	1,373	45	1,192	726	2,925	62
-	-	83	-	190	164	-	-	70	256	-	-	-	1	372	-	63
-	10	-	-	160	-	-	-	-	99	-	-	-	-	128	2,274	64
990	20	-	-	-	-	-	163	-	36	545	2,655	-	175	2,459	145	65
1,311	524	1,262	138	738	1,122	252	1,428	-	1,677	1,193	2,297	390	745	5,408	2,228	66
335,172	18,336	8,589	1,279	4,132	10,404	3,195	45,239	4,080	18,298	183,687	237,937	1,959	19,099	19,993	274,128	67
56,084	1,763	696	10	110	70	-	4,786	-	1,744	35,418	40,148	240	6,998	1,435	30,005	68
3,443	10	628	-	-	-	-	1,519	-	1,999	46,614	105,338	-	1,681	2,615	12,629	69
73,334	1,654	2,648	1,520	212	1,530	-	5,057	450	1,418	2,062	1,660	410	1,519	4,368	42,524	70
-	290	11	-	-	-	-	-	-	162	-	-	-	73	227	-	71
47	12	163	-	203	-	-	175	-	530	-	-	-	-	10	35	72
21,594	482	280	332	785	340	-	4,956	450	4,126	8,331	7,700	337	1,870	1,625	16,008	73
31,098	283	410	-	140	-	-	2,839	-	1,349	35,046	60,463	2	2,422	1,224	1,149	74
126,335	4,751	2,970	-	2,612	5,412	1,626	13,226	3,100	4,980	30,442	7,904	766	1,949	5,918	144,700	75
2,400	19	55	-	-	-	-	679	-	156	544	1,061	-	259	374	737	76
953	314	144	-	40	355	-	3,143	-	266	1,973	1,529	-	1,291	218	5,154	77
4,300	2,772	207	2	30	1,367	45	4,058	30	488	5,376	7,062	204	898	1,140	3,809	78
15,694	5,486	377	15	-	1,230	522	4,801	-	1,080	16,879	5,075	-	1,132	839	17,378	79
452,974	381,175	136,077	1,533	159,075	118,909	8,144	328,451	187,690	83,677	136,012	197,656	10,564	148,910	443,296	1,274,362	80
54,903	11,243	8,941	353	10,026	7,191	-	14,946	4,126	5,173	11,393	34,318	378	23,670	22,465	50,387	81
3,263	168	2,772	-	-	-	-	2,378	-	3,444	19,567	71,049	-	3,542	11,290	7,176	82
79,305	21,106	21,483	800	11,726	10,445	259	24,995	44,288	1,088	640	1,008	2,762	3,692	16,519	51,970	83
-	725	740	-	-	-	-	-	-	304	-	-	-	21	1,722	-	84
807	489	423	-	5,004	-	-	2,758	-	2,405	-	-	-	-	19	253	85
42,034	6,822	4,806	20	11,865	3,339	-	11,677	3,500	13,707	3,933	2,295	3,262	11,149	13,713	27,354	86
27,028	4,572	4,527	-	4,624	-	-	30,091	-	2,742	7,555	46,400	389	7,629	7,500	1,718	87
219,788	155,539	75,917	390	105,407	85,620	4,936	210,031	124,732	43,213	67,315	35,731	963	70,224	341,501	1,029,848	88
970	254	326	-	-	-	-	1,149	-	352	626	333	-	1,665	750	1,335	89
3,097	4,303	4,363	-	2,152	1,540	-	5,456	-	361	1,073	1,006	-	3,901	3,531	16,367	90
11,713	12,606	7,540	60	5,455	8,097	573	9,641	9,067	5,907	2,436	1,869	819	5,282	13,392	46,697	91
10,068	32,758	3,217	10	2,752	2,767	376	14,339	1,977	3,983	41,424	8,697	1,951	17,435	13,515	41,157	92

COUNTY TABLE I.—FARMS AND FARM ACREAGE,

[See NOTE,

	ITEM AND TYPE OF FARM (See definitions in Introduction)	Lincoln	Logan	Mesa	Mineral	Moffat	Montezuma	Montrose	Morgan	Otero	Ouray	Park
	FARMS, BY TYPE, 1930	*Number*	*Number*	*Number*	*Number*	*Number*	*Number*	*Number*	*Number*	*Number*	*Number*	*Number*
1	All types	1,332	1 845	2,665	50	797	978	1,318	1,569	1,298	178	394
2	General	314	243	889		124	256	285	187	168	46	24
3	Cash-grain	359	729	46		126	97	45	336	12	7	
4	Crop-specialty	143	429	479		62	160	461	480	433	26	113
5	Fruit			654			39	21		7		
6	Truck			59			1	68		267		
7	Dairy	57	30	150		34	46	65	44	64	15	9
8	Animal-specialty	170	222	127		58	65	95	230	67	5	
9	Stock ranch	83	46	150	22	152	146	123	36	58	56	106
10	Poultry	13	17	92		5	8	30	18	44		
11	Self-sufficing	13	21	84	5	84	32	23	14	15	10	26
12	Abnormal	27	57	226	23	70	50	67	42	78	9	51
13	Institution or country estate			2					1			
14	Part-time	23	35	213	13	66	46	57	29	59	7	43
15	Boarding and lodging	1	2		10			4		2		4
16	Forest-product			1			2	1			2	3
17	Horse farm, feed lot, or livestock dealer	3	20	10		4	2	5	12	17		1
18	Unclassified	53	51	199		82	78	55	82	85	4	63
	FARM LAND, BY TYPE											
	All land in farms, 1930	*Acres*	*Acres*	*Acres*	*Acres*	*Acres*	*Acres*	*Acres*	*Acres*	*Acres*	*Acres*	*Acres*
19	All types	1,195,717	961,377	345,088	25,511	642,257	285 730	231,065	632 615	467,846	100,925	535,826
20	General	188,024	101 279	33,063		72,179	47,410	28 079	76,819	34,310	12,860	8,401
21	Cash grain	266,275	397,401	8,231		72,129	31,192	4,746	196,907	2,789	1,621	
22	Crop-specialty	83,853	106,644	59,865		38,128	43,160	59 093	108,257	70,410	13,105	72,865
23	Fruit			25,527			4,129	1,330		121		
24	Truck			1,924				4 019		19 862		
25	Dairy	32 489	10,300	14,919		21,011	8,956	10,797	18,103	28,486	3,843	5,683
26	Animal-specialty	129,783	138,025	21,458		31,145	11,057	14,733	115,999	15,851	1,378	
27	Stock ranch	421 909	176,879	145,597	16,757	300,909	114,307	94,003	82,867	265,968	65,869	375,398
28	Poultry	3,851	3 849	2,804		2,065	1,104	2,473	4,895	2,992		
29	Self-sufficing	2,653	3,972	4,774	833	36,369	4,362	1 291	1,502	1,880	574	9,950
30	Abnormal	14,550	8,705	13,800	7,921	30,249	7,712	5,845	4,794	5,763	601	23,056
31	Institution or country estate											
32	Part-time	10,010	3,231	12,139	2,304	28,540	7,712	5,195	2,241	5,052	601	17,690
33	Boarding and lodging				5,617			187				686
34	Forest-product											4,680
35	Horse farm, feed lot, or livestock dealer	4,540	5,475	1,661		3,709		463	2,453	711		
36	Unclassified	52,130	14,322	13,436		38,073	12,351	4,656	22,972	19,414	1,074	40,473
	Average acres per farm, 1930											
37	All types	971	521	129	510	806	292	175	403	360	567	1,360
38	General	599	417	85		582	155	99	411	204	280	350
39	Cash grain	742	545	179		572	322	105	586	232	232	
40	Crop-specialty	586	249	125		615	270	128	226	163	504	645
41	Fruit			39			106	63		17		
42	Truck			28				59		74		
43	Dairy	570	343	99		618	195	168	411	445	256	631
44	Animal-specialty	763	622	169		537	170	155	352	237	276	
45	Stock ranch	5,083	3,845	910	762	1,980	783	764	2,302	4,586	1,176	3,541
46	Poultry	296	226	30		413	138	82	244	68		
47	Self-sufficing	219	189	57	167	433	136	56	107	125	57	358
48	Abnormal	560	168	62	344	432	168	69	117	76	86	461
	Crop land harvested, 1929											
49	All types	236,824	371,373	77,639	2,895	50,992	48,116	67,018	235,376	73,665	14,401	45,577
50	General	52,847	32,512	12,358		8,096	12,196	11,919	24,973	7,980	2,983	1,039
51	Cash grain	126,524	212 327	2,247		12,898	8,622	2,101	94,105	916	585	
52	Crop-specialty	32,156	53,657	23,681		5,776	11,836	28,956	54,979	34,929	3,139	11,371
53	Fruit			10,260			1,732	721		47		
54	Truck			1,076				2,151		13,439		
55	Dairy	6,907	2 263	5,429		2,086	1,413	3,271	4,947	2,443	570	534
56	Animal-specialty	32,548	48,014	7,872		5,613	3,444	5,959	45,403	7,058	553	
57	Stock-ranch	9,965	9,917	7,608	2,381	12,023	7,189	9,440	3,540	3,058	6,246	29,078
58	Poultry	1,970	1,104	1,294		95	341	658	754	505		
59	Self-sufficing	827	898	750	143	1,522	398	203	162	126	175	378
60	Abnormal	1,556	3,761	2,287	371	1,162	654	972	1,320	764	133	788
61	Institution or country estate											
62	Part-time	1,161	942	1,826	217	988	654	723	714	340	133	685
63	Boarding and lodging				154			32				58
64	Forest-product											45
65	Horse farm, feed lot, or livestock dealer	395	2,819	461		174		217	606	424		
66	Unclassified	1,524	1,919	2,897		1,721	301	637	5,393	2,400	17	389
	Plowable pasture, 1929											
67	All types	351,481	81 094	11,840	5,961	94,717	14,384	7,614	77,380	12,031	1,708	19,472
68	General	66 492	10 034	2,396		3,447	2,482	1,345	11,830	2,987	795	373
69	Cash-grain	66 707	42,330	274		5,604	643	131	25,293	160	20	
70	Crop-specialty	33,164	6,256	1,912		844	2,009	1,142	11,846	2,846	133	6,207
71	Fruit			527			452	3				
72	Truck			22				65		817		
73	Dairy	10 323	1,350	631		243	312	373	2 309	2,606	95	1,040
74	Animal-specialty	36,527	9 214	601		3,535	1 268	1,045	16,613	601	50	
75	Stock ranch	123,902	6,778	4,387	4,812	4,191	6,040	3,229	3,179	803	576	5,122
76	Poultry	825	399	47		5	75	77	621	433		
77	Self-sufficing	1 259	1,110	212	118	1 599	173	99	1,071	77	38	974
78	Abnormal	6,556	2,072	605	1,031	1,318	388	19	728	527	3	1,998
79	Unclassified	5,636	1,481	226		3,931	442	85	5,890	224		3,756
	Other pasture (excluding woodland), 1929											
80	All types	460 385	367,455	179,490	12,549	521,428	109,133	93,538	229,048	342 864	63,554	393,228
81	General	49,271	40 496	18,013		55 162	8,943	3,632	33,769	18,269	5,518	3,106
82	Cash-grain	21,029	76 045	3,521		46 818	7 777	650	60,563	1,331	263	
83	Crop-specialty	6,812	23,961	16,305		26,079	10,963	7,079	28,971	19,720	4,976	31,815
84	Fruit			1,176			255	267		43		
85	Truck			113				691		1,988		
86	Dairy	10 719	5,616	5,109		17 693	3,916	2,545	8,589	22,284	2,117	3,335
87	Animal-specialty	45,665	60 879	9,596		19,158	1,867	2,135	41,682	5,970	431	
88	Stock ranch	281,900	156,742	116,817	7,722	273,553	71,930	70,642	70 223	251,361	49,465	309,799
89	Poultry	564	1,660	550		857	135	475	2,462	1,849		
90	Self-sufficing	601	865	2,637	395	29 548	1,129	302	160	1,393	227	5,264
91	Abnormal	4 809	1 410	7,194	4,432	23,851	1,219	3,241	2,229	3,644	322	11,418
92	Unclassified	38,925	5,781	4,459		28,709	999	1,879	10,400	15,010	545	28,491

[1] Statistics for 2 farms include 1 with data for La Plata, to avoid disclosure of individual operations.

1930 AND 1929, BY TYPE OF FARM—Continued

bottom of p 8]

Phillips	Pitkin	Prowers	Pueblo	Rio Blanco	Rio Grande	Routt	Saguache	San Juan [1]	San Miguel	Sedgwick	Summit	Teller	Washington	Weld	Yuma	
Number	*Number*	*Number*	*Number*	*Number*	*Number*	*Number*	*Number*	*Number*	*Number*	*Number*	*Number*	*Number*	*Number*	*Number*	*Number*	
766	180	1,382	1,473	433	730	928	557	-	263	560	61	238	1,753	5,457	2,113	1
49	19	199	174	54	38	150	27	-	52	42	5	24	459	412	281	2
696	-	147	70	32	2	88	4	-	15	295	-	-	606	817	1,153	3
3	73	540	356	57	508	130	232	-	28	122	13	103	95	2,772	30	4
-	-	-	3	-	-	3	-	-	-	-	-	-	-	-	-	5
-	-	1	237	1	62	49	2	-	-	1	-	2	-	135	-	6
2	11	77	156	10	6	82	11	-	21	6	14	26	46	252	43	7
77	21	168	64	9	53	66	16	-	16	55	-	14	349	540	375	8
3	80	60	70	176	21	159	159	-	67	9	15	34	53	102	79	9
5	-	84	77	-	-	8	-	-	-	2	-	1	27	55	23	10
3	4	12	40	17	5	53	8	-	23	2	-	3	22	29	31	11
11	7	47	122	26	16	81	71	-	22	8	6	23	27	127	45	12
-	-	-	1	-	1	-	-	-	-	-	-	-	1	-	-	13
10	2	33	115	22	15	75	65	-	18	7	6	21	21	115	36	14
-	2	1	2	-	-	3	-	-	1	-	-	-	-	-	-	15
-	2	-	2	4	-	1	4	-	2	-	-	2	-	-	-	16
1	1	13	2	-	-	2	2	-	1	1	-	-	5	12	9	17
17	15	97	104	51	19	59	27	-	19	18	8	8	69	216	53	18
Acres	*Acres*	*Acres*	*Acres*	*Acres*	*Acres*	*Acres*	*Acres*	*Acres*	*Acres*	*Acres*	*Acres*	*Acres*	*Acres*	*Acres*	*Acres*	
390,370	59,888	564,644	1,245,441	336,640	209,094	527,847	454,796	-	171,070	307,410	33,231	134,949	1,237,648	1,977,783	1,348,084	19
25,968	8,535	69,530	65,556	31,386	7,363	59,548	6,415	-	19,322	15,778	3,304	9,241	258,896	157,021	161,858	20
307,693	-	77,647	30,676	17,147	-	39,676	340	-	6,505	163,082	-	-	389,871	496,054	655,550	21
1,057	19,157	138,942	137,038	27,468	138,407	49,753	91,199	-	17,817	25,028	4,472	39,483	48,096	554,332	15,350	22
-	-	-	68	-	-	122	-	-	-	-	-	-	-	-	-	23
-	-	-	16,648	-	8,801	12,775	-	-	-	-	-	-	-	7,422	-	24
-	1,780	41,075	48,922	3,927	319	36,015	4,260	-	5,488	1,378	5,981	10,138	23,565	77,908	21,361	25
39,848	7,460	58,275	84,360	4,350	19,772	25,260	5,118	-	5,200	34,512	-	5,416	273,287	197,128	262,558	26
8,289	20,547	108,664	778,537	209,722	21,998	224,577	316,119	-	100,105	59,369	13,516	59,640	175,321	396,370	202,529	27
288	-	6,477	10,327	-	-	1,417	-	-	-	-	-	-	7,530	5,447	3,968	28
120	468	1,842	5,734	5,930	1,186	18,171	1,761	-	5,972	-	-	643	7,017	5,228	5,390	29
651	-	9,221	14,906	8,619	1,077	14,351	20,747	-	5,150	407	1,418	4,817	8,064	15,305	10,214	30
-	-	-	-	-	-	-	-	-	-	-	-	-	-	-	-	31
651	-	2,962	14,906	7,838	1,077	13,461	19,147	-	5,150	407	1,418	4,817	5,735	10,402	4,636	32
-	-	-	-	-	-	890	-	-	-	-	-	-	-	-	-	33
-	-	-	-	781	-	-	1,600	-	-	-	-	-	-	-	-	34
-	-	6,259	-	-	-	-	-	-	-	-	-	-	2,329	4,903	5,578	35
6,456	6,941	53,471	52,672	28,091	3,171	46,152	8,767	-	5,511	7,856	3,540	4,871	46,001	65,570	19,306	36
510	333	409	848	777	277	569	818	-	650	549	528	564	706	382	638	37
530	186	849	377	581	194	397	238	-	372	376	661	385	564	381	540	38
516	-	528	438	536	-	451	85	-	434	553	-	-	643	607	569	39
352	269	257	385	482	272	383	393	-	636	205	344	383	506	200	512	40
-	-	-	23	-	-	41	-	-	-	-	-	-	-	-	-	41
-	-	-	70	-	142	261	-	-	-	-	-	-	-	55	-	42
-	162	633	314	393	53	439	387	-	261	230	427	390	512	309	497	43
518	355	347	1,318	483	373	383	320	-	325	627	-	387	783	365	700	44
2,763	685	1,811	11,122	1,192	1,048	1,412	1,968	-	1,494	6,597	901	1,754	3,308	3,886	2,564	45
58	-	191	134	-	-	177	-	-	-	-	-	-	279	99	173	46
40	117	112	143	349	237	343	220	-	260	-	-	214	319	180	174	47
65	-	200	130	332	72	184	301	-	286	53	236	229	310	121	227	48
953,517	18,598	167,004	98,746	43,891	95,974	80,278	100,449	-	12,438	147,387	8,604	11,594	376,171	744,533	471,617	49
11,567	1,045	21,348	9,778	5,125	2,388	13,035	1,640	-	2,780	6,364	930	1,037	85,026	55,331	47,276	50
218,205	-	30,856	7,738	2,895	-	11,179	217	-	887	107,142	-	-	165,477	226,715	316,012	51
535	6,703	74,261	45,907	6,499	75,495	11,351	39,169	-	1,661	14,461	1,152	4,959	16,650	320,340	5,111	52
-	-	-	58	-	-	37	-	-	-	-	-	-	-	-	-	53
-	-	-	6,081	-	2,451	2,342	-	-	-	-	-	-	-	4,577	-	54
-	250	7,138	7,755	946	110	7,043	787	-	711	797	1,463	1,439	5,157	19,430	3,848	55
19,456	2,276	21,331	9,576	563	11,363	7,361	3,124	-	1,071	11,679	-	1,113	84,281	83,155	77,915	56
369	2,578	4,676	5,690	25,439	3,451	23,737	53,732	-	4,611	4,818	4,645	2,429	9,655	18,056	13,381	57
49	-	1,841	1,076	-	-	248	-	-	-	-	-	-	1,683	1,447	786	58
28	89	330	809	309	36	1,134	171	-	423	-	-	80	1,613	607	1,060	59
372	-	1,752	1,531	1,006	151	1,422	767	-	184	139	174	317	2,134	3,617	2,275	60
-	-	-	-	-	-	-	-	-	-	-	-	-	-	-	-	61
372	-	558	1,531	966	151	1,311	733	-	184	139	174	317	1,678	2,121	725	62
-	-	-	-	-	-	111	-	-	-	-	-	-	-	-	-	63
-	-	-	-	40	-	-	34	-	-	-	-	-	-	-	-	64
-	-	1,224	-	-	-	-	-	-	-	-	-	-	456	1,496	1,550	65
2,936	635	3,441	2,759	1,109	529	1,393	816	-	110	1,967	240	220	4,495	11,258	3,953	66
46,930	1,368	170,104	49,639	6,467	17,397	13,669	3,365	-	6,593	39,614	1,696	4,543	393,273	392,116	137,747	67
5,243	49	27,400	5,397	1,225	1,041	2,583	530	-	860	2,222	-	181	77,083	37,207	14,790	68
31,353	-	24,515	4,294	715	-	1,015	-	-	70	16,027	-	-	86,501	67,995	64,908	69
95	736	29,187	13,297	249	13,607	1,155	3,164	-	400	864	485	1,275	11,938	68,218	1,910	70
-	-	-	-	-	-	-	-	-	-	-	-	-	-	-	-	71
-	-	-	205	-	134	70	-	-	-	-	-	-	-	202	-	72
-	-	19,763	3,607	70	4	722	570	-	541	83	30	714	7,581	17,860	3,404	73
6,325	117	16,343	946	75	1,684	618	166	-	362	7,053	-	220	68,140	27,124	28,557	74
2,400	163	19,061	8,333	3,523	553	5,940	2,722	-	2,960	840	150	640	15,631	84,344	11,128	75
30	-	2,246	1,463	-	-	-	-	-	-	-	-	-	2,074	2,122	429	76
44	-	559	132	220	50	308	-	-	300	-	-	-	3,177	1,575	342	77
169	-	3,101	2,656	90	75	491	287	-	349	40	576	158	1,573	4,271	665	78
1,271	251	27,929	9,258	300	129	760	926	-	680	2,485	445	1,355	8,575	11,197	1,614	79
47,790	34,013	184,389	989,197	306,548	64,945	383,994	308,468	-	125,965	93,900	15,891	50,589	367,508	635,708	805,590	80
6,312	1,663	16,133	36,127	22,961	2,751	35,147	2,521	-	9,893	5,013	1,725	2,441	51,607	46,892	72,385	81
34,380	-	16,304	7,895	12,003	-	22,798	115	-	2,310	13,778	-	-	50,072	93,524	204,861	82
109	6,745	24,139	59,320	16,501	33,300	31,410	40,492	-	13,339	7,088	2,033	13,080	11,012	72,878	3,477	83
-	-	-	7	-	-	68	-	-	-	-	-	-	-	-	-	84
-	-	-	5,962	-	4,376	6,987	-	-	-	-	-	-	-	1,167	-	85
-	999	11,015	23,949	1,904	188	34,942	1,801	-	3,067	430	2,330	5,090	5,431	29,367	11,522	86
9,914	3,757	16,321	67,300	3,259	3,948	14,894	1,185	-	2,874	11,595	-	2,706	75,745	62,860	131,550	87
5,450	16,367	62,077	750,404	174,174	17,329	153,482	237,879	-	86,074	52,974	7,485	31,801	143,745	288,864	163,104	88
193	-	1,698	6,258	-	-	1,055	-	-	-	-	-	-	2,774	826	1,414	89
-	409	352	3,675	5,013	814	13,225	1,430	-	2,635	-	-	553	1,033	2,486	3,058	90
-	-	3,297	8,693	6,322	842	10,774	16,814	-	4,132	143	164	2,627	2,381	4,852	4,091	91
1,441	4,523	14,036	29,607	24,391	1,497	39,142	6,179	-	1,412	2,189	1,156	1,261	23,709	31,964	9,528	92

COUNTY TABLE II.—VALUE OF SPECIFIED FARM

[See NOTE,

	ITEM AND TYPE OF FARM (See definitions in Introduction)	THE STATE	Adams	Alamosa	Arapahoe	Archuleta	Baca	Bent	Boulder	Chaffee
		Dollars	Dollars	Dollars	Dollars	Dollars	Dollars	Dollars	Dollars	Dollars
	Land and buildings									
1	All types	699,346,675	23,143,053	6,777,009	17,884,017	2,028,562	17,168,962	10,112,517	18,128,233	3,132,970
2	General	64,602,167	2,034,760	301,040	1,971,510	213,825	2,002,356	968,360	2,825,682	819,150
3	Cash grain	104,437,257	5,100,810	97,100	3,486,922	68,490	6,215,744	864,080	2,600,685	
4	Crop-specialty	169,657,153	6,643,200	4,173,374	2,622,770	279,365	3,720,775	2,798,075	5,131,280	502,910
5	Fruit	14,929,614	61,500		121,600				202,758	
6	Truck	17,344,357	2,704,545	57,400	597,475			475,400	259,579	338,070
7	Dairy	35,772,979	2,488,925	434,600	3,378,505	94,950	262,680	252,020	2,168,340	239,000
8	Animal-specialty	72,739,278	620,395	447,500	759,220	22,352	1,007,423	2,604,555	1,811,425	320,500
9	Stock-ranch	87,198,223	636,030	896,075	881,810	1,073,842	1,653,372	1,159,549	405,800	405,330
10	Poultry	9,305,503	652,890		1,419,710	68,100	66,000	86,710	658,732	23,700
11	Self sufficing	4,966,806	158,655	37,000	81,400	95,140	134,720	56,740	141,220	78,810
12	Abnormal	22,184,087	867,490	164,575	1,098,820	71,598	196,995	109,645	909,272	140,400
13	Institution or country estate	3,039,200								
14	Part-time	14,074,097	653,000	164,575	1,053,420	64,948	172,525	72,945	656,322	128,900
15	Boarding and lodging	1,224,785							195,000	
16	Forest-product	790,805				5,650				
17	Horse farm, feed lot, or livestock dealer	2,955,200	214,490		45,400		24,470	36,700	57,950	11,500
18	Unclassified	26,208,249	1,123,853	168,345	1,464,175	40,900	1,868,897	737,383	922,360	265,100
	Land and buildings, per farm									
19	All types	10,497	12,104	12,763	14,599	5,215	9,805	11,465	12,307	10,205
20	General	7,556	11,242	8,136	14,391	4,112	8,173	7,336	11,973	9,752
21	Cash-grain	11,698	14,915	10,789	15,778	3,605	12,431	9,495	16,565	
22	Crop specialty	12,387	15,030	14,195	20,175	7,352	8,838	14,423	18,196	11,430
23	Fruit	8,402	10,250		13,511				6,099	
24	Truck	7,928	8,002	19,133	11,064			15,335	11,286	11,269
25	Dairy	10,125	15,955	13,581	21,248	4,748	7,726	7,001	10,734	11,381
26	Animal-specialty	13,730	12,925	13,162	18,520	2,484	11,071	18,874	21,311	12,820
27	Stock ranch	18,031	36,107	28,002	48,989	9,762	15,732	14,866	16,232	14,476
28	Poultry	5,748	5,352		8,113	5,238	4,125	4,564	5,582	3,950
29	Self-sufficing	2,948	5,665	4,625	4,738	1,795	4,210	2,337	5,044	3,427
30	Abnormal	5,578	7,815	3,827	7,229	1,193	4,925	4,061	5,648	4,529
	Land and buildings, per acre									
31	All types	28	42	30	39	13	15	19	89	42
32	General	22	31	38	37	16	16	18	103	43
33	Cash grain	21	23	47	25	17	18	20	79	
34	Crop-specialty	43	61	48	50	16	17	57	124	44
35	Fruit	197	317		1,204				367	
36	Truck	117	326	66	544			116	227	84
37	Dairy	30	63	49	78	17	15	12	82	55
38	Animal-specialty	29	28	45	20	13	16	55	96	60
39	Stock-ranch	8	11	9	7	11	8	4	14	20
40	Poultry	73	192		401	27	20	19	277	112
41	Self-sufficing	16	66	38	168	11	18	10	66	24
42	Abnormal	30	291	56	228	7	17	12	110	53
	Farm buildings (including dwellings)									
43	All types	118,391,947	4,386,014	1,186,780	4,112,795	430,625	1,478,370	1,566,746	4,243,879	879,300
44	General	14,007,416	382,095	49,585	434,255	54,240	194,880	187,550	717,720	190,400
45	Cash-grain	14,407,780	563,170	11,600	480,005	17,020	475,274	110,915	424,425	
46	Crop-specialty	28,135,753	1,155,760	719,340	412,725	66,100	349,224	408,130	918,830	102,850
47	Fruit	4,061,282	19,800		40,500				119,336	
48	Truck	3,996,915	691,880	8,200	155,800			51,650	54,030	94,750
49	Dairy	8,486,716	455,780	75,000	608,500	25,750	36,725	44,020	572,850	81,100
50	Animal-specialty	13,729,943	108,450	100,750	166,150	5,850	100,615	486,925	356,310	72,400
51	Stock-ranch	12,008,934	61,200	123,200	78,450	204,785	136,710	107,886	57,450	99,800
52	Poultry	4,149,359	302,460		623,935	18,050	10,800	18,625	326,229	18,600
53	Self-sufficing	1,392,739	67,150	13,800	24,400	19,015	21,860	7,275	58,164	27,950
54	Abnormal	7,493,784	362,725	60,305	387,600	14,415	38,540	34,020	391,735	79,000
55	Institution or country estate	814,420								
56	Part-time	5,195,039	246,925	60,305	370,150	13,115	33,840	28,820	292,925	72,400
57	Boarding and lodging	596,240							98,000	
58	Forest-product	130,165				1,300				
59	Horse farm, feed lot, or livestock dealer	757,920	115,800		17,450		4,700	5,500	10,810	6,600
60	Unclassified	6,521,326	225,544	25,000	610,515	5,400	114,742	109,750	243,810	112,450
	Farmers' dwellings									
61	All types	64,388,853	2,569,065	669,627	2,001,630	940,670	727,212	882,258	2,439,040	512,875
62	General	8,037,710	214,850	25,650	196,480	33,730	93,405	116,195	409,600	109,050
63	Cash grain	7,563,595	308,300	7,175	223,075	12,095	217,102	66,635	239,060	
64	Crop specialty	15,267,357	594,430	400,777	206,000	30,880	177,380	239,675	487,530	60,200
65	Fruit	2,825,140	10,125		23,300				94,200	
66	Truck	2,657,075	490,880	4,700	95,800			34,375	33,800	55,125
67	Dairy	4,384,936	252,200	42,600	303,390	14,260	18,880	28,835	330,650	49,100
68	Animal-specialty	6,935,239	64,500	66,850	66,175	3,250	51,125	244,435	181,430	45,700
69	Stock-ranch	5,640,261	24,075	51,425	35,425	110,180	65,789	53,938	38,025	57,100
70	Poultry	2,607,980	187,775		400,500	11,960	6,325	12,790	221,150	12,300
71	Self-sufficing	946,070	42,300	10,000	18,550	11,680	14,720	3,975	39,840	20,400
72	Abnormal	4,762,733	263,060	42,975	273,450	9,060	24,100	22,295	244,425	58,450
73	Institution or country estate	239,700								
74	Part-time	3,840,278	197,090	42,975	260,400	8,790	22,300	18,695	218,925	52,450
75	Boarding and lodging	217,625							18,500	
76	Forest-product	32,955				270				
77	Horse farm, feed lot, or livestock dealer	422,175	66,000		13,050		1,800	3,600	7,000	6,000
78	Unclassified	2,760,555	116,540	16,475	159,485	3,605	58,386	59,110	129,330	45,450
	Implements and machinery									
79	All types	50,941,437	1,760,342	573,907	1,812,567	181,099	1,590,569	823,895	1,078,663	257,144
80	General	5,412,961	166,168	26,137	145,405	25,425	154,549	78,315	177,609	72,515
81	Cash-grain	11,251,142	521,510	6,400	403,212	3,893	701,084	75,725	188,140	
82	Crop specialty	13,379,254	485,540	392,230	171,139	15,565	327,553	217,875	299,225	30,665
83	Fruit	947,231	5,850		4,510				8,495	
84	Truck	1,298,361	205,391	11,250	23,040			53,700	14,597	40,700
85	Dairy	2,760,054	135,200	44,275	201,285	11,070	21,750	17,290	121,460	23,906
86	Animal-specialty	6,642,876	55,995	36,820	60,984	3,400	84,010	253,843	140,340	16,110
87	Stock ranch	4,761,294	30,980	40,690	42,800	100,576	73,793	47,275	16,040	38,430
88	Poultry	550,395	34,885		50,935	5,100	2,585	6,760	31,337	920
89	Self-sufficing	355,343	8,025	950	2,300	5,960	12,050	8,155	3,240	7,995
90	Abnormal	1,488,690	62,811	7,055	46,696	6,730	24,615	18,520	35,075	21,753
91	Unclassified	1,393,836	37,897	8,100	60,361	2,350	188,580	41,437	43,005	4,150

PROPERTY, 1930, BY TYPE OF FARM

bottom of p 8]

Cheyenne	Clear Creek	Conejos	Costilla	Crowley	Custer	Delta	Denver	Dolores	Douglas	Eagle	Elbert	
Dollars	*Dollars*	*Dollars*	*Dollars*	*Dollars*	*Dollars*	*Dollars*	*Dollars*	*Dollars*	*Dollars*	*Dollars*	*Dollars*	
5,867,516	598,238	9,478,459	4,145,808	6,952,882	2,909,693	10,538,579	2,848,987	502,800	8,058,685	4,314,698	13,170 273	1
894,183		735,265	467,337	567,795	270,700	1,934,116		73,400	392,050	559,710	2,170,081	2
2,257 793		500,320	31,340			159,300		103,110	339,450	33,000	1,865,213	3
33,440	72,300	3,887,976	1,039,914	3,861,338	639,186	1 597,298	66,000	76,570	195,100	1,553,140	2,437,170	4
				95,400		3,485,706						5
		303,695	537,008	612,775	69,400	220,400	457,095			107 100		6
196,355	13,500	294 865		52,204	334,635	636,085	363,460		2,576,945	126,664	968,240	7
826,064		787,488	645,425	170,570	203,480	1,427 725		50,800	534,540	142,700	2,431.465	8
1,364,800	154,533	2,156,270	1,157,512	654,719	1,027,442	290,655		30,420	2,002,165	1,340,895	2,845,419	9
61 825		53,450		79,515		148,820	148,275		93,775		37,180	10
14,990	13,100	121,935	55,375	6,945	43,010	121 900		53,985	71,410	29,129	36,466	11
106,156	241,805	270,065	76,192	123,850	140,332	350,975	325,000	33,768	1,621,730	48,190	184,460	12
	46,200						162,200		1,535,000			13
79,156	20,605	233,855	76,192	60,050	96,195	336,650	162,800	33,768	69,930	48,190	82,100	14
	175,000				34,200							15
					9,937				16,800			16
27,000		36,210		63,800		14,325					52,360	17
111,920	97,000	367,130	135,700	497,271	181,508	165,600	1,458,457	80,747	231.500	374,168	244,578	18
9,388	17,419	6,461	6,398	11,108	7,167	6,043	11,063	2,598	18,399	11,537	10,613	19
7,097		5,142	4,582	6,841	6,602	5,185		2,823	9,562	9,487	8,821	20
10,079		6,254	4,477			4,306		4,124	11,315	4,714	10,479	21
4,777	18,075	8,659	6,459	13,134	5,033	6,289	13,200	2,393	9,755	13,162	6,552	22
				15,900		8,106						23
		6,602	4,068	11,141	5,783	3,673	4,775			5,637		24
6,334	4,500	4,834		3,480	11,539	5,836	18,173		14,642	7,037	9 682	25
9,605		8,378	7,171	10,661	8,847	8,601		3,175	12,727	9,513	14,219	26
16,348	51,511	7,729	60,922	18,056	17,414	9,376		2,535	29,017	16,155	33,874	27
5,152		4,454		4,677		2,706	4,361		7,815		3,718	28
2,996	3,275	2,217	1,154	1,738	2,686	2,594		2,347	6,492	3,237	2,145	29
3,661	18,600	1,900	1,772	4,128	4,127	2,619	15,476	2,412	70,510	2,835	6,112	30
12	41	38	12	91	11	56	758	7	23	25	14	31
14		51	41	25	13	58		8	21	30	16	32
14		53	42			42		6	22	15	15	33
10	75	52	39	51	10	42	213	7	22	40	13	34
				255		128						35
		82	58	103	20	74	955			28		36
13	34	88		9	15	49	342		23	15	16	37
16		46	58	32	21	51		10	22	45	15	38
8	25	24	4	5	10	13		7	16	17	11	39
13		62		22		44	1,107		22		27	40
10	28	33	46	7	14	35		7	38	13	10	41
14	55	32	61	31	15	59	534	8	55	16	15	42
856,255	144,963	1,468,885	662,717	956,949	718,945	2,612,736	1,404,980	23,685	1,966,970	896,137	2,420,691	43
163,505		152,530	128,460	120,820	82,550	503,660		12,960	108,900	120,150	514,930	44
311,940		43,580	2,800			26,245		18,600	58,925	3,650	287,325	45
8,035	7,175	498,775	168,655	458,345	161,360	266,370	17,000	13,700	51,775	267,200	516,030	46
				17,925		913,225						47
		49,550	100,450	91,250	19,000	54,600	153,180			25,400		48
39,450	8,100	106,075		14,630	82,000	146,700	54,750		632,010	27 800	197 645	49
139,475		144,650	144,522	32,850	55,100	298,015		12,350	115,400	29,900	433,150	50
146,300	40,138	333,575	44,850	91,260	206,820	47,100		3,850	435,250	254,800	369,750	51
16,500		17,275		26,525		59,800	95,200		30,950		17 700	52
2.450	3,050	33,325	18,740	555	20,200	36,175		11,430	17,500	9,300	6,620	53
18,025	70,300	54,735	25,120	42,060	64,200	122,030	102,000	7,650	415,060	11,690	33,731	54
	8,200						32,000		380,000			55
14,075	3,100	48,985	25,120	30,560	34,500	120,030	70,000	7,650	29,260	11,690	24,831	56
	59,000				27,700							57
					2,000				5,800			58
3,960		5,750		11,500		2,000					8,900	59
10,575	16,200	29,625	29,100	60,126	28,015	38,875	977,150	13,145	101,200	176,247	43,716	60
407,965	64,350	955,110	412,780	694,060	361,690	1,673,860	431,838	47,690	748,780	408,115	1,198,300	61
83,175		106,695	62,765	79,895	46,950	346,724		6,200	64,050	57,300	261,005	62
151 295		34,360	2,100			18,775		6,700	33,950	1.975	155,555	63
2,150	4,950	303,075	106,200	295,650	87,110	178,960	7,400	6,625	24,250	129,500	268,175	64
				9,000		598,920						65
		30,340	70,220	68,075	11,175	43,825	117,880			10,900		66
16,795	5,600	75,900		10,350	36,500	93,700	27,450		386,000	12,200	97 940	67
60,080		100,695	94,075	19,525	29,800	185,090		7,525	59,200	15,825	205,465	68
71,150	6,500	302,150	21,700	51,686	92,775	20,175		2,600	156,600	127 050	157,450	69
7 000		14,325		16,910		43,150	67,550		15,550		8,825	70
1 425	2,050	29,760	14,775	395	11,725	27,500		5,550	12,050	6,150	4,095	71
9,970	36,650	38,310	30,345	29,475	31,086	92,375	65,408	5,450	53,830	7,940	20,050	72
	3,250						11,000		30,900			73
7,620	2,000	34,510	30,345	22,278	14,735	90,475	54,408	5,450	19,530	7,940	16,100	74
	31,400				15,000							75
					1,300				3,400			76
2,350		3,800		7,200		1,900					3,950	77
4,915	6,600	19,500	20,600	43,100	14,420	24,675	165,850	7,170	39,300	40,275	24,740	78
329,367	15,440	706,953	694,560	449,888	347,176	954,450	191,664	106,321	598,865	366,904	1,195,865	79
74,715		73,531	46,148	41,970	36,415	163,047		14,110	36,963	53,030	210,535	80
345,156		40,805	2,650			12,455		33,310	33,657	3,500	230,266	81
4,060	500	274,793	116,753	268,535	89,069	132,910	4,100	20,656	20,595	125,199	288,301	82
				4,025		317,525						83
		35,950	78,230	45,703	11,335	33,850	23,650			12,600		84
17,018	425	35,080		2,710	65,535	54,425	31,600		214,915	12,700	78,925	85
80,753		72,935	92,486	12,525	37 050	130,695		6,276	46,758	24,550	224,748	86
65,650	3,900	131,763	32,440	36,870	91,114	34,335		4,925	108,773	108,910	136,350	87
7,330		3,435		4,930		15,350	13,971		7,750		2,910	88
1,175	685	8,774	7,127	550	4,215	9,160		7,953	2,132	4,300	3,275	89
11,175	7 930	30,306	11,710	9,711	13,667	36,745	15,143	3,930	117,100	17,225	11,330	90
11,336	3,000	16,608	5,035	19,053	8,786	25,968	33,190	14,170	10,175	4,830	15,225	91

COUNTY TABLE II.—VALUE OF SPECIFIED FARM

[See NOTE,

	ITEM AND TYPE OF FARM (See definitions in Introduction)	El Paso	Fremont	Garfield	Gilpin	Grand	Gunnison	Hinsdale	Huerfano	Jackson
	Land and buildings	*Dollars*	*Dollars*	*Dollars*	*Dollars*	*Dollars*	*Dollars*	*Dollars*	*Dollars*	*Dollars*
1	All types	17,319,633	7,189,054	8,472,775	149,870	3,172,663	4,129,000	385,645	4,760,629	3,430,876
2	General	2,656,857	867,694	979,700	27,780	202,930	211,430		381,408	67,200
3	Cash grain	317,920	89,900	134,250					82,990	
4	Crop-specialty	3,818,970	502,070	3,253,460	31,750	301,000	598,600	20,800	558,070	1,070,980
5	Fruit		1,169,458	240,525						
6	Truck	259,950	846,350	42,495		120,050			29,500	
7	Dairy	2,082,996	303,850	270,215	20,480	276,100	162,850		374,670	39,600
8	Animal-specialty	1,334,165	367,380	551,550		146,220			695,989	
9	Stock-ranch	4,188,881	1,005,839	2,253,945	39,000	1 812,613	2,871,020	316,695	2,028,353	2,129,410
10	Poultry	366,805	423,840	58,600					41,410	
11	Self-sufficing	137,855	240,600	114,375	12,000	17,090	29,970		134,380	
12	Abnormal	1,083,050	1,120,245	299,795	12,180	134,900	176,980	13,450	180,620	102,576
13	Institution or country estate	375,350	150,700							
14	Part-time	549,400	947,535	241,795	12,180	75,300	100,000	13,450	163,620	61,016
15	Boarding and lodging			58,000		20,600	76,080			41,560
16	Forest-product		10,830			20,000				
17	Horse farm, feed lot, or livestock dealer	158,300	11,180						17,000	
18	Unclassified	1,074,384	362,628	253,865	15,680	152,760	80,350	34,700	252,339	21,110
	Land and buildings, per farm									
19	All types	11,839	5,661	8,348	4,403	13,954	11,159	8,765	6,264	16,901
20	General	8,711	5,903	6,757	5,556	9,663	8,132		4,101	11,200
21	Cash grain	8,692	6,421	5,594					4,611	
22	Crop specialty	8,357	6,694	10,361	4,536	8,135	9,178	6,933	5,427	18,152
23	Fruit		5,936	5,466						
24	Truck	12,968	6,327	4,722		4,792			3,688	
25	Dairy	12,624	6,252	5,629	5,120	12,550	7,072		9,367	6,600
26	Animal-specialty	10,673	7,817	10,210		10,444			6,385	
27	Stock-ranch	45,020	15,013	12,238	6,000	21,839	15,519	11,311	12,838	20,089
28	Poultry	5,166	4,509	3,907					2,761	
29	Self sufficing	4,447	4,081	2,542	4,000	2,441	2,498		1,853	
30	Abnormal	13,208	4,030	3,893	2,436	6,745	4,116	3,363	2,007	4,663
	Land and buildings, per acre									
31	All types	16	20	34	10	15	19	21	10	11
32	General	16	44	45	16	15	18		12	12
33	Cash-grain	18	130	15					10	
34	Crop-specialty	15	17	52	9	16	23	21	13	11
35	Fruit		291	110						
36	Truck	124	339	47		17			8	
37	Dairy	23	37	32	9	15	26		17	7
38	Animal-specialty	16	34	47		21			15	
39	Stock-ranch	11	5	21	9	14	19	22	7	11
40	Poultry	70	295	85					14	
41	Self-sufficing	20	31	17	12	6	9		10	
42	Abnormal	48	48	28	14	17	13	17	9	8
	Farm buildings (including dwellings)									
43	All types	3,829,810	2,196,485	1,889,358	21,995	625,600	822,690	78,735	721,535	535,510
44	General	560,705	259,665	270,680	5,830	67,300	36,050		79,285	10,100
45	Cash-grain	70,675	14,725	29,375					10,075	
46	Crop-specialty	684,995	95,060	647,428	3,325	59,750	92,310	1,600	75,710	184,850
47	Fruit		407,500	78,300						
48	Truck	81,200	192,220	12,300		20,650			2,725	
49	Dairy	536,165	116,700	67,750	3,050	59,400	64,505		72,540	7,900
50	Animal-specialty	258,775	100,000	109,600		33,100			124,305	
51	Stock-ranch	558,060	135,240	427,309	3,000	291,200	544,925	64,335	238,775	296,085
52	Poultry	192,530	228,910	25,750					7,700	
53	Self-sufficing	41,750	72,725	31,515	430	3,400	7,100		21,650	
54	Abnormal	587,995	466,260	124,896	2,300	21,700	67,000	2,500	42,525	32,250
55	Institution or country estate	127,470	27,600							
56	Part-time	362,225	435,435	103,296	2,300	13,500	19,300	2,500	39,425	8,750
57	Boarding and lodging			21,600		5,000	47,700			23,500
58	Forest-product		1,625			3,200				
59	Horse farm, feed lot, or livestock dealer	98,300	1,600						4,100	
60	Unclassified	249,960	107,490	64,485	4,050	69,100	10,800	10,250	45,265	2,325
	Farmers' dwellings									
61	All types	1,966,570	1,598,097	1,141,541	13,070	311,515	390,820	39,610	392,190	243,835
62	General	283,765	185,575	161,920	3,420	32,950	17,350		37,435	6,300
63	Cash grain	40,000	9,450	15,075					5,850	
64	Crop-specialty	341,165	67,567	353,652	1,650	31,800	40,460	950	40,005	90,525
65	Fruit		313,650	51,460						
66	Truck	49,700	126,275	8,950		10,225			1,550	
67	Dairy	267,695	70,940	40,875	2,500	31,950	16,770		37,450	4,850
68	Animal-specialty	120,885	57,750	63,925		17,800			71,280	
69	Stock ranch	204,600	81,725	266,884	1,550	145,750	286,020	31,110	127,000	130,225
70	Poultry	93,555	158,425	16,000					4,325	
71	Self-sufficing	24,355	52,350	22,550	250	1,850	4,150		14,390	
72	Abnormal	442,250	337,350	98,475	750	11,440	20,870	1,700	23,705	10,475
73	Institution or country estate	79,350	700							
74	Part-time	304,500	334,475	81,875	750	8,590	13,270	1,700	21,455	5,375
75	Boarding and lodging			14,600		1,350	7,600			5,100
76	Forest-product		975			1,500				
77	Horse farm, feed lot, or livestock dealer	58,400	1,200						2,250	
78	Unclassified	98,600	65,040	43,775	2,950	27,750	5,200	5,850	20,200	1,460
	Implements and machinery									
79	All types	1,031,391	431,583	591,639	15,940	165,745	396,685	32,885	258,398	223,160
80	General	195,495	54,138	76,900	2,925	13,885	22,325		33,835	4,700
81	Cash-grain	32,435	3,150	9,775					17,112	
82	Crop-specialty	315,797	23,251	195,460	1,270	14,655	36,865	790	46,558	61,215
83	Fruit		70,653	20,720						
84	Truck	26,440	45,410	3,425		10,205			1,150	
85	Dairy	127,905	34,057	27,414	2,000	21,275	14,763		47,835	5,175
86	Animal-specialty	92,330	32,550	42,345		12,170			49,580	
87	Stock ranch	118,154	38,185	181,935	2,950	82,225	199,027	27,650	102,170	141,760
88	Poultry	21,420	25,360	4,960					9,795	
89	Self-sufficing	8,345	15,450	7,845	170	2,090	3,725		12,533	
90	Abnormal	46,650	70,974	11,710	5,375	27,835	9,735	2,600	18,325	10,700
91	Unclassified	46,420	18,405	9,460	550	1,375	10,215	1,845	19,505	610

[1] See footnote 1, p 182

PROPERTY, 1930, BY TYPE OF FARM—Continued

bottom of p 8]

Jefferson	Kiowa	Kit Carson	Lake	La Plata[1]	Larimer	Las Animas	Lincoln	Logan	Mesa	Mineral	Moffat	
Dollars	*Dollars*	*Dollars*	*Dollars*	*Dollars*	*Dollars*	*Dollars*	*Dollars*	*Dollars*	*Dollars*	*Dollars*	*Dollars*	
24,106,053	5,529,633	14,396,018	341,389	6,643,259	28,541,234	12,960,863	13,345,855	25,931,038	18,905,294	643,255	5,670,029	1
2,459,113	1,008,180	2,170,874	9,840	1,874,351	2,537,205	1,112,130	2,466,205	2,117,126	1,884,096	-	735,835	2
2,381,800	1,693,290	7,520,248	-	792,840	2,401,780	366,480	4,610,693	9,820,012	267,900	-	755,365	3
1,438,398	70,460	92,900	77,800	535,150	7,990,225	2,848,050	954,483	7,301,260	2,482,025	-	507,912	4
1,500,800	-	-	-	42,530	1,757,502	-	-	-	5,660,270	-	-	5
2,182,726	-	-	-	-	94,710	61,920	-	-	267,625	-	-	6
3,835,080	225,840	381,995	32,400	687,535	1,378,320	541,090	468,890	334,025	856,200	-	255,200	7
1,064,900	865,778	3,078,693	9,000	649,545	6,217,734	122,790	1,765,955	4,098,810	1,077,680	-	515,320	8
1,820,147	832,820	429,200	69,200	1,089,168	2,829,643	5,289,334	2,536,025	1,399,435	1,473,253	350,505	2,029,159	9
1,877,950	36,400	53,953	-	119,260	465,700	73,320	62,200	100,770	423,750	-	18,500	10
424,035	74,500	64,875	-	218,530	143,275	342,971	57,480	83,600	189,780	16,000	241,171	11
3,070,585	159,715	293,480	26,140	328,300	1,682,850	938,972	123,085	406,605	763,620	276,750	277,285	12
382,500	-	-	-	-	387,250	-	-	-	-	-	-	13
2,432,805	60,840	104,880	26,140	259,545	480,150	331,214	97,085	94,705	706,320	51,500	240,320	14
154,080	-	-	-	54,505	179,650	-	-	-	-	225,250	-	15
58,500	-	-	-	-	48,000	557,653	-	-	-	-	-	16
42,700	98,875	188,600	-	14,250	587,800	50,100	26,000	311,900	58,300	-	36,965	17
2,051,020	562,640	309,800	27,419	306,050	1,042,280	563,806	300,839	269,395	859,020	-	334,282	18
13,967	9,550	8,832	5,486	5,792	15,528	6,974	10,833	14,055	6,081	12,865	7,114	19
12,943	7,150	7,260	3,113	5,481	11,378	4,899	7,854	8,712	4,843	-	5,934	20
26,168	9,518	9,818	-	6,835	19,527	6,787	12,843	13,471	5,824	-	5,995	21
22,129	10,066	6,636	8,654	5,461	17,000	7,555	6,675	17,019	5,182	-	8,192	22
9,659	-	-	-	7,088	12,038	-	-	-	8,655	-	-	23
10,752	-	-	-	-	5,262	2,590	-	-	4,536	-	-	24
17,838	6,844	6,821	2,700	5,876	9,845	5,881	8,226	11,134	5,708	-	7,506	25
33,278	8,406	9,591	1,800	7,826	26,686	6,463	10,388	18,463	8,486	-	8,885	26
36,403	20,821	17,853	9,867	9,389	20,806	15,557	30,555	30,423	9,208	15,932	13,350	27
8,943	5,200	4,496	-	4,969	6,379	3,491	4,785	5,928	4,606	-	3,700	28
6,236	4,967	3,244	-	2,142	4,094	1,805	4,422	3,981	2,259	3,200	2,871	29
8,188	7,605	5,435	8,713	3,530	12,749	4,065	4,734	7,393	3,424	12,033	3,961	30
93	19	15	12	19	41	6	11	27	47	25	9	31
90	14	14	12	23	58	10	13	21	57	-	10	32
117	14	16	-	30	47	12	17	25	33	-	10	33
87	16	15	11	26	104	17	11	68	41	-	13	34
580	-	-	-	68	262	-	-	-	222	-	-	35
248	-	-	-	-	226	74	-	-	165	-	-	36
88	13	18	7	27	50	9	14	32	57	-	12	37
109	14	15	11	27	130	22	14	30	50	-	17	38
22	8	9	17	9	7	4	6	8	10	21	7	39
598	20	16	-	25	153	24	16	26	151	-	9	40
75	16	14	-	15	28	9	20	21	40	19	7	41
126	15	17	24	22	65	6	8	47	55	35	9	42
6,985,541	742,670	2,208,150	43,820	1,640,381	5,553,497	1,544,973	1,689,966	3,928,644	4,200,855	178,100	1,008,880	43
635,035	184,525	396,830	1,150	454,606	550,975	153,525	378,621	416,100	579,425	-	150,035	44
345,100	216,065	963,400	-	173,775	275,100	31,100	584,980	1,389,655	47,375	-	131,580	45
294,550	4,200	14,200	11,950	122,360	1,293,915	346,870	124,375	1,016,725	565,555	-	93,950	46
459,695	-	-	-	19,500	436,591	-	-	-	1,400,735	-	-	47
578,690	-	-	-	-	27,400	19,225	-	-	79,250	-	-	48
939,930	34,500	86,880	4,425	221,110	364,520	194,590	68,555	77,300	255,375	-	54,970	49
322,210	147,860	548,585	1,125	164,700	1,180,200	21,450	236,225	695,454	266,450	-	121,460	50
216,501	99,750	59,900	13,300	198,960	491,896	444,201	194,280	131,750	199,365	53,200	297,735	51
994,825	7,050	7,750	-	23,550	205,050	22,750	22,450	36,950	201,000	-	3,200	52
145,575	9,300	18,960	-	56,475	39,655	80,270	16,000	21,800	77,025	4,300	44,200	53
1,211,305	18,050	60,790	8,275	104,030	477,000	139,587	24,645	87,560	262,480	120,600	63,200	54
129,650	-	-	-	-	109,500	-	-	-	-	-	-	55
975,425	9,150	40,850	8,275	75,230	178,150	73,077	14,545	31,960	240,930	14,150	56,700	56
79,280	-	-	-	23,200	66,100	-	-	-	-	106,450	-	57
16,150	-	-	-	-	22,500	63,390	-	-	-	-	-	58
10,800	8,900	20,440	-	5,600	100,750	3,120	10,100	55,600	21,550	-	6,500	59
912,125	21,370	44,855	2,595	71,415	211,125	91,405	30,135	56,350	266,800	-	48,550	60
4,110,550	385,015	1,128,580	17,645	898,115	3,161,770	745,600	895,475	2,138,675	2,895,096	38,600	605,305	61
406,250	95,765	204,910	600	376,470	334,925	83,165	206,180	229,625	417,205	-	79,380	62
296,150	115,735	483,975	-	93,135	162,350	17,000	207,525	747,670	30,565	-	72,440	63
149,235	1,525	5,600	4,600	77,075	728,045	200,240	65,800	581,930	390,885	-	46,700	64
330,160	-	-	-	14,200	315,000	-	-	-	997,085	-	-	65
413,950	-	-	-	-	20,500	13,745	-	-	54,550	-	-	66
440,910	18,526	55,325	2,300	96,575	209,650	47,060	36,110	33,850	170,140	-	29,430	67
80,875	80,740	276,845	545	100,325	590,790	12,200	129,650	351,825	165,515	-	50,775	68
113,650	41,800	24,150	3,450	88,240	219,350	211,665	93,300	66,850	120,850	15,300	133,495	69
554,000	2,960	3,385	-	12,225	135,125	14,700	10,700	28,340	146,250	-	1,550	70
112,550	5,800	11,405	-	35,985	38,460	45,235	10,415	13,450	58,700	2,500	26,975	71
880,705	8,650	39,075	5,075	62,910	282,450	50,455	14,855	50,460	210,175	30,200	40,775	72
59,000	-	-	-	-	55,500	-	-	-	-	-	-	73
754,230	5,250	29,950	5,075	51,410	137,800	50,596	9,805	26,310	194,600	7,350	37,275	74
80,260	-	-	-	8,200	38,200	-	-	-	-	12,850	-	75
10,726	-	-	-	-	1,650	6,760	-	-	-	-	-	76
6,500	3,400	9,125	-	2,300	49,300	2,100	5,050	25,150	15,575	-	3,500	77
402,126	12,535	23,650	1,075	38,975	126,125	41,145	20,940	33,675	132,175	-	23,785	78
972,894	436,017	1,304,837	30,890	630,904	1,941,368	836,040	1,196,083	2,360,144	1,312,813	30,870	476,867	79
85,563	88,090	177,919	725	202,968	171,064	90,395	202,018	196,798	170,755	-	73,932	80
99,780	187,595	760,034	-	83,865	192,640	44,345	561,477	1,004,157	23,975	-	87,820	81
60,332	4,780	10,625	7,765	38,001	452,673	356,237	105,795	545,625	290,998	-	35,950	82
50,355	-	-	-	4,900	85,100	-	-	-	324,458	-	-	83
100,475	-	-	-	-	4,595	4,072	-	-	18,960	-	-	84
212,652	23,576	19,530	9,115	63,072	94,995	49,621	31,752	31,854	90,445	-	26,130	85
55,660	70,460	263,719	1,765	71,315	564,652	11,008	175,343	360,338	119,408	-	49,275	86
52,990	33,616	24,709	5,075	90,424	156,501	294,535	78,648	62,290	107,561	14,970	144,645	87
75,047	3,700	3,500	-	8,457	30,265	7,308	6,225	11,250	30,940	-	2,180	88
12,065	3,965	3,640	-	20,040	7,735	29,133	2,600	7,575	13,800	4,450	19,460	89
105,990	5,600	17,550	3,840	27,047	104,513	50,730	13,245	32,070	63,880	18,450	19,285	90
61,916	14,735	23,630	2,805	20,785	47,195	49,784	20,950	14,157	42,628	-	14,190	91

COUNTY TABLE II.—VALUE OF SPECIFIED FARM

[See NOTE.

	ITEM AND TYPE OF FARM (See definitions in Introduction)	Montezuma	Montrose	Morgan	Otero	Ouray	Park	Phillips	Pitkin	Prowers
	Land and buildings	*Dollars*	*Dollars*	*Dollars*	*Dollars*	*Dollars*	*Dollars*	*Dollars*	*Dollars*	*Dollars*
1	All types	5,048,342	7,832,094	19,738,549	13,360,288	1,652,268	4,018,412	11,798,870	1,684,765	14,871,233
2	General	1,243,600	1,406,900	1,438,711	1,408,682	297,250	138,540	675,930	116,100	1,609,775
3	Cash-grain	498,431	222,315	2,908,904	107,000	45,000		9,754,025		1,310,598
4	Crop-specialty	824,534	3,012,940	6,775,120	5,058,803	283,150	762,235	30,000	769,885	7,402,360
5	Fruit	258,400	182,365		24,500					
6	Truck		223,315		3,023,960					
7	Dairy	228,750	391,905	436,990	414,840	86,460	47,540		43,600	576,410
8	Animal-specialty	366,290	665,417	6,442,314	1,179,125	53,000		1,036,220	240,000	2,061,260
9	Stock-ranch	1,160,397	1,272,220	739,000	971,410	838,625	2,577,819	49,600	384,820	757,535
10	Poultry	51,400	98,050	122,550	237,360			31,900		148,095
11	Self-sufficing	66,065	31,810	45,200	56,681	26,130	71,000	8,050	9,800	28,460
12	Abnormal	114,351	190,172	168,750	341,020	14,100	238,566	35,225		266,590
13	Institution or country estate									
14	Part-time	114,351	134,672	104,050	213,520	14,100	132,106	35,225		93,465
15	Boarding and lodging		14,000				68,460			
16	Forest product						38,000			
17	Horse farm, feed lot, or livestock dealer		41,500	64,700	127,500					173,125
18	Unclassified	234,124	134,595	659,010	537,005	8,353	182,662	175,720	120,560	660,860
	Land and buildings, per farm									
19	All types	5,160	5,942	12,579	10,293	9,282	10,199	15,400	9,360	10,761
20	General	4,858	4,936	7,694	8,385	6,462	5,773	13,794	6,111	8,089
21	Cash-grain	5,138	4,940	8,657	8,917	6,429		16,366		9,249
22	Crop-specialty	5,153	6,536	14,115	11,683	10,690	6,746	10,000	10,546	13,708
23	Fruit	6,626	8,684		3,500					
24	Truck		3,284		11,326					
25	Dairy	4,973	6,031	9,932	6,482	5,764	5,282		3,964	7,486
26	Animal-specialty	5,635	7,004	19,522	17,599	10,600		13,457	11,429	12,269
27	Stock-ranch	7,948	10,343	20,528	16,748	14,979	24,319	16,533	12,827	12,831
28	Poultry	6,425	3,268	6,936	5,395			6,380		4,356
29	Self sufficing	2,065	1,353	3,229	3,779	2,613	2,536	2,683	2,450	2,372
30	Abnormal	2,486	2,881	4,116	4,487	2,014	4,771	3,523		5,795
	Land and buildings, per acre									
31	All types	18	34	31	29	16	7	30	28	26
32	General	26	50	19	41	23	16	26	33	22
33	Cash-grain	16	47	15	38	28		32		18
34	Crop-specialty	19	51	63	72	22	10	28	40	53
35	Fruit	63	137		202					
36	Truck		56		152					
37	Dairy	26	36	24	15	22	8		24	14
38	Animal-specialty	33	45	56	74	38		26	32	35
39	Stock ranch	10	14	9	4	13	7	6	19	7
40	Poultry	47	40	28	79			111		23
41	Self-sufficing	15	25	30	30	46	7	67	21	21
42	Abnormal	15	33	35	59	23	10	54		29
	Farm buildings (including dwellings)									
43	All types	1,155,787	2,028,447	3,484,290	2,724,078	311,800	912,815	1,851,700	309,735	2,179,346
44	General	329,710	433,595	273,500	304,890	67,650	54,060	129,170	26,220	279,920
45	Cash grain	75,260	66,550	434,155	18,700	4,350		1,450,330		165,240
46	Crop-specialty	155,170	700,290	1,122,125	907,065	52,500	200,035	4,000	133,815	996,766
47	Fruit	65,175	64,900		13,000					
48	Truck		52,190		614,775					
49	Dairy	55,700	127,650	117,600	104,910	23,550	13,900		10,100	110,035
50	Animal-specialty	107,000	188,025	1,185,880	230,100	11,050		204,050	39,130	355,080
51	Stock-ranch	254,727	246,785	104,840	105,105	134,450	507,200	4,800	67,620	73,090
52	Poultry	14,750	43,160	31,100	120,775			11,500		47,345
53	Self-sufficing	18,650	13,025	16,900	28,500	9,550	18,975	4,350	1,650	7,275
54	Abnormal	35,035	62,225	74,350	144,200	5,250	94,600	13,800		68,400
55	Institution or country estate									
56	Part-time	35,035	46,275	47,550	91,400	5,250	50,340	13,800		34,450
57	Boarding and lodging		7,450				33,560			
58	Forest-product						10,400			
59	Horse farm, feed lot, or livestock dealer		8,500	26,800	52,800					33,950
60	Unclassified	44,610	30,952	123,840	132,058	3,450	24,045	29,700	31,200	76,195
	Farmers' dwellings									
61	All types	721,155	1,272,910	1,920,690	1,589,576	175,450	375,710	983,007	148,277	1,150,310
62	General	232,335	291,670	163,405	194,540	41,550	30,500	63,460	14,800	158,855
63	Cash grain	45,180	42,725	239,090	11,790	2,600		789,637		87,580
64	Crop-specialty	94,510	446,065	610,960	512,931	25,650	92,870	2,600	57,527	499,545
65	Fruit	37,750	26,100		10,200					
66	Truck		37,450		355,500					
67	Dairy	29,900	73,025	72,200	66,000	14,100	7,250		5,200	56,010
68	Animal-specialty	66,600	108,840	623,875	122,675	4,550		89,560	21,700	195,050
69	Stock-ranch	135,580	135,055	49,410	49,590	76,100	188,690	2,000	41,810	29,815
70	Poultry	9,550	31,125	21,325	85,325			7,700		25,550
71	Self-sufficing	12,550	9,725	15,650	15,775	5,850	10,225	3,250	725	5,390
72	Abnormal	27,535	48,275	56,950	98,975	3,400	32,475	7,600		35,500
73	Institution or country estate									
74	Part-time	27,535	35,675	35,750	65,375	3,400	15,375	7,600		25,800
75	Boarding and lodging		6,000				12,500			
76	Forest-product						4,600			
77	Horse farm, feed lot, or livestock dealer		5,600	21,200	33,600					9,700
78	Unclassified	29,665	22,855	67,825	66,275	1,650	13,700	17,200	6,515	47,015
	Implements and machinery									
79	All types	576,628	776,623	1,709,789	981,300	151,715	305,954	1,901,783	135,715	1,906,892
80	General	142,984	137,773	113,869	100,470	25,100	11,395	63,640	8,580	136,455
81	Cash grain	78,615	23,415	331,491	8,550	3,050		1,010,838		144,480
82	Crop-specialty	110,813	300,453	505,674	391,863	33,955	82,846	3,250	63,495	532,357
83	Fruit	25,865	21,425		1,310					
84	Truck		27,170		200,162					
85	Dairy	26,718	34,175	34,040	38,640	13,550	4,000		8,100	59,234
86	Animal-specialty	38,015	89,767	627,102	91,425	4,700		109,300	23,775	189,595
87	Stock-ranch	109,031	101,595	36,575	51,145	65,400	176,082	1,450	26,500	45,230
88	Poultry	3,125	9,010	6,975	12,855			1,800		14,790
89	Self-sufficing	8,621	3,420	1,745	2,330	2,475	6,475	405	1,535	1,800
90	Abnormal	10,158	14,579	22,900	31,935	2,585	17,526	2,350		17,725
91	Unclassified	22,685	13,859	29,518	30,615	900	7,630	8,750	3,540	67,226

[1] See footnote 1, p 184.

PROPERTY, 1930, BY TYPE OF FARM—Contnued

bottom of p 8]

Pueblo	Rio Blanco	Rio Grande	Routt	Saguache	San Juan[1]	San Miguel	Sedgwick	Summit	Teller	Washington	Weld	Yuma	
Dollars	*Dollars*	*Dollars*	*Dollars*	*Dollars*	*Dollars*	*Dollars*	*Dollars*	*Dollars*	*Dollars*	*Dollars*	*Dollars*	*Dollars*	
15,393,482	5,077,685	14,933,998	8,424,669	8,650,968	-	1,699,841	10,680,721	729,900	1,377,791	15,063,272	74,876,659	23,240,082	1
1,257,710	573,695	349,300	1,105,112	176,255	-	250,230	567,200	81,250	112,150	3,047,209	3,573,080	2,202,715	2
502,908	210,150	-	707,980	19,800	-	69,500	5,599,315	-	-	5,267,064	8,928,827	13,278,125	3
3,944,806	681,400	11,993,568	1,044,655	3,911,065	-	204,700	2,316,525	108,700	433,536	1,074,876	42,884,101	355,490	4
18,000	-	-	18,300	-	-	-	-	-	-	-	-	-	5
1,719,280	-	457,050	287,840	-	-	-	-	-	-	-	1,149,645	-	6
1,409,028	126,080	37,300	758,088	66,400	-	84,184	84,400	130,000	147,075	266,795	2,638,585	299,350	7
1,030,427	58,929	1,431,675	632,800	264,650	-	106,300	1,086,136	-	72,300	3,534,580	11,033,214	4,069,405	8
3,601,835	3,011,109	427,700	3,047,747	3,873,283	-	840,852	670,735	338,800	518,470	1,200,607	2,309,171	1,376,702	9
375,185	-	-	22,000	-	-	-	-	-	-	109,668	280,305	108,850	10
152,705	64,960	20,500	170,713	17,100	-	53,720	-	-	6,000	78,960	60,210	104,135	11
508,818	98,295	64,100	297,834	189,645	-	45,555	26,000	19,500	38,180	156,105	628,680	240,100	12
													13
508,818	92,045	64,100	278,434	181,465	-	45,555	26,000	19,500	38,180	72,305	473,180	117,200	14
-	-	-	19,400	-	-	-	-	-	-	-	-	-	15
-	6,250	-	-	8,180	-	-	-	-	-	-	-	-	16
-	-	-	-	-	-	-	-	-	-	83,800	155,500	122,900	17
812,780	253,067	152,805	331,600	132,750	-	44,800	330,410	61,650	50,080	327,408	1,390,841	205,210	18
10,403	11,727	20,458	9,078	15,531	-	8,463	19,073	11,966	5,789	9,593	13,721	10,525	19
7,228	10,624	9,192	7,367	6,528	-	4,812	13,505	16,250	4,673	6,639	8,673	7,839	20
7,184	6,567	-	8,045	4,950	-	4,633	18,981	-	-	8,692	10,929	11,516	21
11,081	11,954	23,609	8,036	16,858	-	7,311	18,988	8,362	4,209	11,314	15,470	11,850	22
6,000	-	-	6,100	-	-	-	-	-	-	-	-	-	23
7,254	-	7,372	5,874	-	-	-	-	-	-	-	8,516	-	24
9,032	12,608	6,217	9,245	6,036	-	4,009	14,067	9,286	5,657	5,800	10,471	6,962	25
15,944	6,548	27,013	9,588	16,541	-	6,644	19,748	-	5,164	10,128	20,432	10,852	26
51,455	17,109	20,367	19,168	24,360	-	12,550	74,526	22,587	15,249	22,653	22,639	17,427	27
4,873	-	-	2,750	-	-	-	-	-	-	4,062	5,096	4,733	28
3,818	3,821	4,100	3,221	2,138	-	2,336	-	-	2,000	3,589	2,076	3,359	29
4,425	3,781	4,273	3,818	2,748	-	2,531	3,714	3,250	1,818	6,004	4,950	5,336	30
19	15	74	16	19	-	10	35	23	10	12	38	16	31
19	18	47	19	27	-	13	36	25	12	12	23	15	32
16	12	-	18	58	-	11	34	-	-	14	18	20	33
29	25	87	21	43	-	11	93	24	11	22	77	23	34
265	-	-	150	-	-	-	-	-	-	-	-	-	35
103	-	52	23	-	-	-	-	-	-	-	155	-	36
29	32	117	21	16	-	15	61	22	15	11	34	14	37
12	14	72	25	52	-	20	31	-	13	13	56	15	38
5	14	19	14	12	-	8	11	25	9	7	6	7	39
36	-	-	16	-	-	-	-	-	-	15	51	27	40
27	11	17	9	10	-	9	-	-	9	11	12	19	41
34	11	60	21	9	-	9	64	14	8	19	41	24	42
2,689,465	879,885	2,679,973	1,498,640	1,281,595	-	333,365	1,568,515	179,050	273,930	2,610,896	12,846,094	3,761,189	43
270,445	126,940	71,200	205,125	40,000	-	60,750	124,825	23,000	36,350	616,744	709,885	483,855	44
93,550	39,075	-	110,950	6,350	-	10,700	798,385	-	-	816,230	1,216,202	1,983,299	45
562,770	100,250	2,128,598	179,175	694,000	-	45,140	297,435	30,400	99,220	226,375	7,136,752	62,800	46
3,100	-	-	3,000	-	-	-	-	-	-	-	-	-	47
374,300	-	90,425	46,050	-	-	-	-	-	-	-	250,775	-	48
336,150	32,400	16,900	181,575	11,400	-	21,350	17,800	32,500	25,820	67,676	589,250	61,400	49
139,410	8,245	247,700	144,875	44,500	-	23,400	206,620	-	18,150	639,241	2,010,116	793,010	50
289,382	517,140	61,250	455,725	417,950	-	129,700	68,900	71,750	72,565	110,430	330,194	183,420	51
188,775	-	-	7,375	-	-	-	-	-	-	40,450	107,905	43,150	52
51,605	8,640	2,850	37,085	5,300	-	11,575	-	-	1,000	13,700	16,370	39,650	53
204,780	12,865	28,050	89,655	39,650	-	15,400	10,900	4,500	10,400	40,335	217,550	60,950	54
													55
204,780	12,565	28,050	82,255	36,150	-	15,400	10,900	4,500	10,400	11,335	164,700	47,250	56
-	-	-	7,400	-	-	-	-	-	-	-	-	-	57
-	300	-	-	3,500	-	-	-	-	-	-	-	-	58
-	-	-	-	-	-	-	-	-	-	29,000	52,850	13,700	59
138,198	34,330	33,005	32,050	22,375	-	15,250	41,650	16,900	10,425	39,715	261,095	49,655	60
1,575,895	478,075	1,296,290	749,635	694,845	-	173,355	753,290	83,300	153,980	1,272,591	6,672,295	1,814,475	61
100,335	69,450	38,000	107,420	26,875	-	33,775	65,900	11,500	23,300	314,216	377,580	240,335	62
64,495	22,325	-	61,940	3,050	-	4,375	365,300	-	-	396,790	653,207	968,440	63
369,815	59,975	1,001,865	99,005	383,750	-	24,600	171,400	15,050	63,565	118,480	3,765,168	26,700	64
2,400	-	-	1,600	-	-	-	-	-	-	-	-	-	65
360,900	-	51,325	29,625	-	-	-	-	-	-	-	165,785	-	66
182,660	17,550	12,200	86,030	5,650	-	13,005	9,650	17,300	14,010	29,191	324,535	32,225	67
66,555	5,100	123,100	82,110	29,900	-	16,450	96,400	-	10,550	304,369	930,225	356,160	68
97,375	271,965	27,330	181,700	209,095	-	57,900	13,550	30,750	28,195	47,485	113,355	79,775	69
114,050	-	-	2,175	-	-	-	-	-	-	22,200	63,400	21,950	70
37,810	4,915	1,950	17,315	3,200	-	5,775	-	-	590	8,350	11,465	27,250	71
144,300	7,880	21,770	65,460	21,400	-	10,175	9,000	2,000	7,430	14,690	143,775	35,635	72
													73
144,300	7,685	21,770	59,385	19,800	-	10,175	9,000	2,000	7,430	8,490	108,350	27,685	74
-	-	-	6,075	-	-	-	-	-	-	-	-	-	75
-	175	-	-	1,600	-	-	-	-	-	-	-	-	76
-	-	-	-	-	-	-	-	-	-	6,200	35,425	7,950	77
75,900	18,935	18,750	15,255	11,925	-	7,300	22,090	6,700	6,340	16,520	123,800	26,005	78
1,122,781	398,142	1,230,645	685,166	507,750	-	171,480	1,138,368	63,660	104,696	1,372,716	6,446,662	2,025,956	79
106,836	46,800	35,250	114,488	19,175	-	31,105	43,130	9,700	4,775	262,703	330,673	192,972	80
57,383	16,773	-	89,775	1,150	-	13,450	753,553	-	-	547,653	1,243,342	1,312,641	81
361,526	37,990	970,570	70,810	316,948	-	22,525	190,969	8,245	41,835	110,770	3,361,916	36,210	82
400	-	-	1,640	-	-	-	-	-	-	-	-	-	83
117,336	-	38,765	32,185	-	-	-	-	-	-	-	72,045	-	84
140,993	12,015	1,975	63,435	8,650	-	8,960	8,600	15,500	16,600	30,600	203,309	28,225	85
120,850	7,100	136,675	58,550	22,250	-	13,792	111,311	-	5,750	343,259	954,399	343,650	86
112,833	260,354	26,190	177,553	103,355	-	63,465	9,875	26,050	24,365	45,810	126,233	60,489	87
26,425	-	-	1,680	-	-	-	-	-	-	6,625	21,800	7,795	88
6,135	3,770	1,215	22,250	2,200	-	6,203	-	-	110	3,640	3,120	5,440	89
38,122	6,490	10,825	22,530	25,657	-	9,210	3,305	3,015	6,030	12,553	40,165	25,181	90
33,970	16,850	9,180	11,270	8,365	-	2,870	17,575	1,150	4,230	19,108	89,660	16,355	91

COUNTY TABLE III.—VALUE OF FARM PRODUCTS SOLD, TRADED, OR USED BY

[Due to crop failure, new operations, etc , the farms reporting specific items will not always agree with those reporting "All

	Class of product and type of farm (See definitions in Introduction)	The State		Adams		Alamosa		Arapahoe		Archuleta		Baca		Bent	
		Farms reporting	Value	Farms reporting	Value	Farms reporting	Value	Farms reporting	Value	Farms reporting	Value	Farms reporting	Value	Farms reporting	Value
		Number	Dollars	Number	Dollars	Number	Dollars	Number	Dollars	Number	Dollars	Number	Dollars	Number	Dollars
	All products (sold, traded, or used by operator's family)														
1	All types	56,198	187,298,846	1,794	5,693,509	495	9,249,173	1,115	3,210,466	374	794,365	1,486	3,924,294	767	3,989,179
2	General	8 538	14,099 181	181	483 221	37	64,995	137	309,985	52	57,214	245	410,437	132	258,292
3	Cash grain	8,928	23,060,127	312	1,068,180	9	6,828	221	728,199	19	21,103	500	1,616,833	91	199,413
4	Crop specialty	13,696	49,770,535	442	1,728,513	294	1,657,489	130	449,232	38	40,363	421	1,083,010	194	788,444
5	Fruit	1,777	4,463,336	6	16 205			9	17,437						
6	Truck	2,185	6 403,449	338	822 323	3	37,818	54	110,708					31	197,125
7	Dairy	3,533	9,251,359	156	514,169	32	121,870	159	732,258	20	37,550	34	52 978	36	56,329
8	Animal specialty	5,298	37,315 576	48	266 325	34	135 393	41	193 345	9	11 062	91	307,096	138	2,007,944
9	Stock-ranch	4,836	32,515 882	19	221,274	32	207,894	18	288,788	110	571,695	107	303,461	78	353,153
10	Poultry	1,619	2,660,298	122	175,953			175	295,893	13	20,967	16	15,504	19	17,376
11	Self sufficing	1,685	521,128	28	7,775	8	1 769	17	2,619	53	14 969	32	7 002	20	5 306
12	Abnormal	4,103	7,568,425	112	388,571	46	15,146	154	73,002	60	19,452	40	32,973	28	105,797
	Crops (incl plants, flowers, etc), sold or traded														
13	All types	46,352	82,269,286	1,556	3,424,056	409	1,479,462	844	1,339,561	233	95,264	1,282	2,472,191	599	1,427,690
14	General	7,553	5,495,874	174	234,178	28	20,278	124	127,644	41	16,408	210	161,040	103	104,031
15	Cash grain	8,668	17,255,016	334	854,211	9	6,176	220	583,487	18	12,791	484	1,359,837	91	153,987
16	Crop-specialty	13,681	39,725,743	442	1,410,800	294	1,369,324	130	350,857	38	27,569	420	847,327	194	628,941
17	Fruit	1,759	3,721,375	6	14,186			9	14,234						
18	Truck	2,179	4,815,898	337	747,545	3	35,595	54	102,367					31	188,023
19	Dairy	2,004	1,054,964	88	73,095	20	12,902	98	82,154	11	2,952	18	6,825	16	6,678
20	Animal-specialty	4,067	7,390,152	33	44,272	25	27,313	32	45,364	5	1,444	66	56,707	117	327,293
21	Stock ranch	2,172	1,851,018	12	17,592	12	4,993	7	6,297	58	23,589	48	31,113	20	10,753
22	Poultry	882	228,419	61	12,835			78	13,258	8	3,917	6	1,204	11	2,698
23	Self-sufficing	810	71,701	14	1,394	2	175	8	228	26	2,831	9	573	6	415
24	Abnormal	2,518	856,146	55	13,948	16	2,706	84	13,871	28	3,763	21	7,715	10	4,871
	Livestock, sold or traded														
25	All types	36,246	69,243,991	837	1,020,166	294	429,327	564	639,211	326	504,219	976	832,483	566	2,105,670
26	General	7,189	3,156,671	145	88,618	24	12,950	113	60,718	38	10,519	222	100,979	117	58,200
27	Cash-grain	5,528	2,406,169	175	74,782	1	30	122	47,332	5	1,160	244	103,949	49	14,189
28	Crop-specialty	7,492	4,161,887	233	77,075	174	144,618	64	30,328	13	2,506	255	90,351	124	63,727
29	Fruit	570	180,002	1	135			1	22						
30	Truck	533	137,447	32	6 333	2	940	7	3,490					6	1,761
31	Dairy	2,823	1,290,001	125	67,252	19	9,205	129	87,938	13	7,147	27	11 232	27	8,579
32	Animal specialty	5,226	26,407,497	48	191,421	34	79,107	41	119,755	9	5,533	91	196,982	138	1,587,248
33	Stock-ranch	4,560	26,093,559	19	169,439	30	179,834	18	255,093	108	472,675	106	311,024	75	305,747
34	Poultry	526	95,748	25	3,111			34	6,107	7	1,443	7	1,037	7	976
35	Self-sufficing	482	35,153	6	604	2	75			17	1,060	6	301	6	530
36	Abnormal	1,268	5,279,847	28	341,396	8	2,568	35	28,428	16	2,176	18	16,028	15	64,713
	Livestock products, sold or traded														
37	All types	49,424	24,677,394	1,222	948 831	340	249,087	933	1,045,191	246	118,735	1,078	347,274	630	303,149
38	General	8,071	3,978,648	173	124,011	35	24,446	132	88,698	47	18,132	233	89,687	128	65,857
39	Cash-grain	6,497	1,976,141	231	86,557	2	507	174	60,857	8	4,722	303	79,117	61	18,033
40	Crop-specialty	9,525	3,461,732	332	167,794	203	86,424	104	46,685	19	4,591	301	67,948	159	55,509
41	Fruit	1,146	289,061	3	559			8	2,101						
42	Truck	870	179,247	62	14,480	1	558	24	7,171					14	2,088
43	Dairy	3,533	6,152,630	156	343,198	32	92,646	159	531,616	20	21,630	34	28,347	36	24,641
44	Animal specialty	4,746	2,342,675	41	21,421	31	21,391	34	18,567	8	2,378	83	32,536	123	57,283
45	Stock-ranch	3,492	3,698,008	18	28,863	13	18,769	14	22,388	94	49,287	69	34,045	57	24,936
46	Poultry	1,619	2,078,658	122	144,386			175	250,207	13	13,432	16	10,017	19	11,405
47	Self-sufficing	927	74,390	17	655	3	219	10	593	17	1,346	17	1,127	13	1,242
48	Abnormal	2,004	646,804	64	16,907	20	4,127	99	16,238	20	3,217	22	4,449	20	32,155
	Forest products sold														
49	All types	1,384	446,660	3	420	5	575	8	1,281	23	5,797			3	889
50	General	305	49,001			2	140	3	680	7	1,280				
51	Cash-grain	33	2,021	1	65			1	120	1	50				
52	Crop-specialty	227	26,698	2	355	2	215								
53	Fruit	5	141												
54	Truck	26	2,536												
55	Dairy	113	12,563					2	206	2	750				
56	Animal-specialty	86	8,587					1	225	1	12			2	550
57	Stock-ranch	305	54,714			1	220			6	478			1	279
58	Poultry	6	255					1	50						
59	Self sufficing	86	4,099							1	25				
60	Abnormal	192	286,465							5	3,202				
	Farm products used by operator's family														
61	All types	49,816	10,461,505	1,609	299,036	391	90,722	1,010	185,292	357	70,350	1,241	272,346	697	151,841
62	General	8,474	2,018,987	180	36,414	33	7,152	137	32,245	52	10,875	240	58,731	130	30,204
63	Cash-grain	7,338	1,426,780	273	52,565	1	115	177	35,403	16	2,380	363	74,080	72	13,204
64	Crop-specialty	11,767	2,395,525	377	72,489	232	56,908	110	21,562	32	5,697	356	77,384	177	40,267
65	Fruit	1,487	273,257	5	1,325			9	1,080						
66	Truck	1,779	328,321	318	53,965	3	725	48	6,680					23	5,253
67	Dairy	3 484	741,201	153	30,624	32	7,117	158	30,344	20	5,071	33	6,574	35	6,431
68	Animal specialty	5,116	1,166,685	47	9,211	28	7,582	38	9,434	9	1 695	89	20,871	135	35,570
69	Stock-ranch	3,964	1,018,583	19	5,380	14	4,078	14	5,010	105	25,668	88	21,675	62	11,438
70	Poultry	1,540	257,818	114	15,621			175	26,271	13	2,175	16	3,246	19	2,297
71	Self-sufficing	1,685	335,185	28	5,122	8	1,300	17	1,798	53	9,697	32	5,001	20	3,119
72	Abnormal	3,182	499,163	95	16,320	40	5,745	127	14,455	57	7,094	24	4,781	23	4,058
	RECEIPTS FROM BOARDERS, LODGERS, ETC														
73	All types	1,411	440,041	21	9,937	6	539	14	6,427	7	1,003	27	3,147	35	3,069
74	General	289	44,570	5	785			2	540	1	60	3	345	8	446
75	Cash-grain	171	20 762	3	142			2	1,225			14	1,807	4	236
76	Crop-specialty	189	33,274	5	542	4	464	2	305	1	160	6	911	5	300
77	Fruit	41	6,635					1	125						
78	Truck	21	2,826												
79	Dairy	125	22,660	2	380	2	75	2	240	2	198	1	12	3	470
80	Animal-specialty	110	16,747									1	5	2	177
81	Stock-ranch	208	49,887	1	150					3	585			1	80
82	Poultry	30	6,396	2	298			3	292					1	120
83	Self-sufficing	30	3,555	1	100							1	7	1	240
84	Abnormal	197	232,729	2	540			2	3,700			1	60		

OPERATOR'S FAMILY, AND RECEIPTS FROM BOARDERS, ETC ; 1929, BY TYPE OF FARM

products," as the latter represent the total number of farms of each type in the county; also see NOTE, bottom of p 8]

BOULDER		CHAFFEE		CHEYENNE		CLEAR CREEK		CONEJOS		COSTILLA		CROWLEY		CUSTER		DELTA		
Farms reporting	Value	Farms reporting	Value	Farms reporting	Value	Farms reporting	Value	Farms reporting	Value	Farms reporting	Value	Farms reporting	Value	Farms reporting	Value	Farms reporting	Value	
Number	*Dollars*	*Number*	*Dollars*	*Number*	*Dollars*	*Number*	*Dollars*	*Number*	*Dollars*	*Number*	*Dollars*	*Number*	*Dollars*	*Number*	*Dollars*	*Number*	*Dollars*	
1,368	3,903,897	298	659,743	604	1,439 263	31	34,715	1,370	3,134,649	603	1,109,278	569	2,403,172	344	849 910	1,697	3,850 312	1
236	481,479	84	156,090	126	184,907			143	206,832	102	127,705	83	154,299	41	64,818	373	568,885	2
157	364,472			224	481 786			80	95,120	7	10,476					37	37,011	3
282	1,051,516	44	87,824	7	8,330	4	2,663	449	1,274,957	161	827,170	294	1,091,706	127	220,690	254	503 379	4
48	57,530											6	13,213			430	1,104 578	5
23	60,960	30	48,140					46	88,188	132	261,450	55	233,354	12	35,801	60	103 957	6
202	444,646	21	76,581	31	50,623	3	10,224	61	84,177			15	26,310	29	87,923	109	223,095	7
85	945,531	25	65,193	86	256,185			94	236,857	90	222,590	16	74,429	23	71,581	166	977,071	8
25	114,034	28	142,992	84	406,209	3	9,175	279	1,072,099	19	116,120	49	368,457	59	334,317	31	184,870	9
118	215,030	6	10,619	12	18,347			12	11,377			17	22,872			55	63,020	10
28	9,026	23	12,069	5	1,698	4	1,226	55	15,843	48	17,040	4	1,888	16	3,894	47	16,788	11
164	159,608	37	53,035	29	31,178	17	11,427	151	49,199	46	26,727	80	416,644	37	30,886	135	72,558	12
1,149	1,677,550	255	238,069	415	428,914	16	4,498	1,145	1,506,942	550	607,609	492	1,229,328	281	275,106	1,514	1,798,174	13
221	198,886	82	73,239	101	49,042			124	87 067	90	69,490	70	64,867	37	20,545	355	204,484	14
156	256,195			209	334,834			78	79,324	7	9,763					36	28,161	15
282	796,724	44	63,833	7	6,890	4	2,133	447	1,036,899	160	235,912	294	862,254	127	163,008	254	376,727	16
48	38,430											6	10,264			420	945,636	17
23	54,747	30	36,315					46	81,367	132	217,037	54	215,159	12	29,257	60	85,829	18
182	60,133	14	6,927	9	2,082			30	11,419			6	875	18	7,887	77	33,606	19
65	214,526	23	17,294	47	22,006			72	55,369	77	46,253	12	28,982	18	15,605	122	88,064	20
14	11,018	13	12,162	18	5,908	3	332	185	130,697	8	12,590	19	29 923	42	32,888	13	6,358	21
78	17,352	3	192	5	1,657			6	1,876			8	3,489			48	9 153	22
14	781	17	2,922	1	100	2	75	32	2,808	38	5,211	3	250	9	496	30	2,999	23
114	26,758	29	25,185	18	5,686	7	1,953	125	22,116	38	11,353	20	13,259	18	5,420	104	17,157	24
825	1,086,157	202	908,701	504	659,819	15	11 940	741	1,040,931	353	286,700	385	885,760	228	364,883	935	1,093 914	25
172	74,265	64	30,014	120	50,822			115	46,734	76	25,634	73	30,363	37	15,950	265	86,519	26
85	18,555			157	64,425			18	6,131	1	110					10	966	27
171	53,747	22	10,785	4	455			215	128,048	82	57,592	189	104,452	60	21,278	114	30,102	28
18	1,926											3	650			200	66,840	29
4	815	11	2,667					12	1,832	59	20,079	22	5,635	7	3,880	15	2,120	30
164	57,894	19	9,884	25	13,092	3	1,360	31	9,946			11	2,910	26	21 028	63	33,307	31
83	666,749	25	34,585	85	176,694			94	135,454	90	109,515	16	38,275	23	43,330	166	646,488	32
25	89,982	28	107,507	84	334,518	3	7,835	184	700,737	19	68,271	48	307,562	58	265,959	25	130,470	33
40	5,109	5	325	8	1,756			5	645			6	726			20	2,275	34
8	544	9	559	2	115	2	90	18	1,183	10	639	1	90	6	409	9	676	35
59	86,579	19	12,375	19	17,942	7	1,955	49	10,216	16	4,860	16	395,117	11	13,049	28	24,151	36
1,149	960,984	200	194,915	593	342,735	18	12,108	736	495,760	302	118,110	454	383,812	230	110,616	1,377	693 390	37
226	150,118	68	24,296	126	56,631			121	46,217	65	15,350	78	40,419	39	14,497	358	187,208	38
126	60,008			169	49,944			14	4,877	2	139					24	3,204	39
219	116,888	21	4,164	4	516	1	70	201	60,918	68	9,538	231	71,074	61	16,029	182	53,980	40
34	8,831											5	1,592			328	95,616	41
11	2,497	13	3,095					15	1,460	48	9,350	36	6,023	7	1,281	34	6,568	42
202	261,059	21	53,162	31	30,107	3	8,133	61	53,307			15	18,731	29	45,466	109	132,964	43
75	43,770	17	3,836	80	38,849			80	32,034	80	52,001	11	4,104	16	7,510	152	101,190	44
15	7,300	18	17,590	78	49,413	3	233	165	215,162	16	27,071	38	30,779	44	22,213	23	41,090	45
118	170,173	6	8,518	12	12,928			12	7,207			17	15,827			55	47,712	46
18	1,701	17	1,163	5	623	2	55	26	1,636	9	230	4	362	9	478	35	2,977	47
106	18,644	19	9,001	18	4,414	9	3,662	29	2,932	14	4,431	21	4,901	15	3,142	77	10,807	48
37	7,149	7	779	1	65	9	1,230	7	990	6	3,200	1	130	48	12,304	15	1,813	49
4	635	4	177					2	65			1	130	12	3,114	6	923	50
																		51
8	396					1	320	1	150	1	50			14	2,630	1	8	52
																		53
																		54
2	500	1	350											6	814	3	122	55
4	240			1	65			1	30					3	186	3	520	56
2	820					1	100	2	180	2	2,240			6	914	1	200	57
																		58
		2	252			1	84									1	40	59
9	4,558					6	835	1	615					7	4,707			60
1,267	271,987	278	50,279	353	108,440	26	5,600	867	158,636	303	96,560	512	104,128	303	66,941	1,552	342,901	61
335	57,580	83	28,364	126	28,412			136	26,749	91	17,231	83	18,520	41	10,712	372	89,756	62
134	29,714			187	33,283			30	4,788	2	464					28	4,690	63
263	81,761	38	9,042	5	460	2	240	320	48,942	125	24,078	250	53,936	111	17,745	219	42,562	64
44	8,344											6	707			371	86,486	65
18	2,901	26	6,063					26	3,529	98	14,964	48	6,537	8	1,383	55	9,440	66
198	45,060	20	6,258	31	5,342	3	731	60	9,605			15	3,794	29	12,728	107	23,098	67
78	20,253	26	9,478	84	18,571			89	13,970	86	14,821	16	3,068	23	4,951	156	40,809	68
22	4,914	21	4,733	81	16,370	3	675	135	25,373	16	4,948	20	10,193	40	12,343	24	6,743	69
113	22,398	6	1,784	12	2,006			12	1,649			17	2,830			86	8,890	70
38	6,000	33	7,173	5	860	4	922	55	10,211	48	10,960	4	1,134	16	2,511	47	10,096	71
144	23,064	52	6,384	22	3,136	16	3,032	92	13,330	37	6,053	25	3,367	26	4,568	118	20,443	72
30	27,549	11	3,030	13	1,082	7	20,415	12	906	3	896	15	3,047	20	22,363	9	1,607	73
4	1,065	2	126	3	815			4	370	2	138	4	585	6	950	3	552	74
				3	132			1	75									75
1	260	2	473			1	100	1	10	3	362	1	108					76
												2	198			5	725	77
												1	735	1	175			78
4	455	1	603			1	15	1	50			1	420	3	305			79
1	300	1	270	2	155			2	155	2	306			2	200	1	420	80
				3	535			1	160			4	806	4	705			81
1	530	1	450															82
		1	370							1	30	1	100					83
15	24,859	3	2,810	2	65	5	20,300	2	178			1	6	4	21,228			84

COUNTY TABLE III.—VALUE OF FARM PRODUCTS SOLD, TRADED, OR USED BY OPERATOR'S

[See note, p 192,

	CLASS OF PRODUCT AND TYPE OF FARM (See definitions in Introduction)	DENVER		DOLORES		DOUGLAS		EAGLE		ELBERT		EL PASO		FREMONT	
		Farms reporting	Value	Farms reporting	Value	Farms reporting	Value	Farms reporting	Value	Farms reporting	Value	Farms reporting	Value	Farms reporting	Value
		Number	Dollars	Number	Dollars	Number	Dollars	Number	Dollars	Number	Dollars	Number	Dollars	Number	Dollars
	All products (sold, traded, or used by operator's family)														
1	All types	183	409,757	149	190,231	427	1 613,227	349	1,467,887	1,202	3,423,038	1,388	3,877,474	1,145	1,577,838
2	General			26	21,988	41	84,810	59	146,565	246	553,470	305	546,670	147	162,995
3	Cash grain			25	41,320	30	59,066	7	8,085	178	332,579	37	51,854	14	13,730
4	Crop-specialty	5	12,284	32	36,548	20	56,941	118	485,721	372	993,286	457	962 164	75	80 265
5	Fruit													198	228,468
6	Truck	102	137,619					19	38,111			20	50,075	102	232 497
7	Dairy	20	166,979			176	505,952	18	31,456	100	184,748	165	595,398	63	140,354
8	Animal-specialty			16	26,847	42	181,805	15	84,922	171	751,221	125	372 833	47	122,033
9	Stock ranch			12	49,423	69	573,991	83	624,394	84	848,292	93	984 594	67	271,804
10	Poultry	34	69,566			12	22,855			10	16,621	71	144,362	94	129,704
11	Self sufficing			23	5,839	11	2 485	9	6,120	17	3,541	31	10,965	59	24,014
12	Abnormal	22	23,309	15	8,206	26	122,322	21	41,963	24	19,280	84	159,589	279	171,974
	Crops (incl plants, flowers, etc), sold or traded														
13	All types	135	148,384	101	69,128	297	221,089	269	551 830	1,095	1,076 990	1,046	1,036,924	915	653 342
14	General			21	4,425	38	27,801	43	58,822	242	205,591	263	154 831	130	59,506
15	Cash-grain			25	33,174	30	43,445	7	6,835	174	202,226	37	39,114	14	11,812
16	Crop-specialty	5	9,552	32	29,535	20	46,177	118	355,905	372	472,820	454	677,207	75	58,522
17	Fruit													198	190,330
18	Truck	102	132,051					19	30,186			20	46,536	102	210,287
19	Dairy	4	1,704			122	44,422	8	4,298	73	26 957	81	30 076	33	8,061
20	Animal-specialty			4	470	33	14,925	11	12,537	147	124,650	82	63,078	27	12,485
21	Stock ranch					35	18,763	36	45,962	44	37,634	39	30,477	24	10 688
22	Poultry	6	1,007			4	828			6	1,293	12	3,956	62	13,378
23	Self-sufficing			11	494	2	128	7	1,195	11	586	17	1,129	43	5,357
24	Abnormal	16	4,450	8	1,030	13	24,600	15	15,090	16	5,233	41	10,520	207	72,916
	Livestock, sold or traded														
25	All types	15	14,093	91	73,299	333	777,909	243	698,012	933	1,506 228	958	1,474,479	428	406,520
26	General			24	5,133	36	19,652	50	38,650	232	132,740	274	133,997	95	25,409
27	Cash grain			14	2,571	9	3,392	2	96	119	50,635	16	5,746	3	330
28	Crop-specialty	1	640	9	814	10	6,580	66	64,121	231	69,357	271	88,693	18	5,429
29	Fruit													33	4,165
30	Truck	2	60					8	1,171			1	16	10	1,484
31	Dairy	6	5,931			154	97,247	11	4,198	84	36,981	117	75,245	49	16,739
32	Animal specialty			16	22,165	42	127,459	15	62,434	171	475,944	125	226,464	47	82,379
33	Stock ranch			12	41,049	67	460,311	81	513,800	82	730,707	92	867,537	67	235,687
34	Poultry					3	4,237			6	2,171	17	3,664	26	3,507
35	Self-sufficing			11	1,170	1	45	3	245	3	195	10	614	17	1,031
36	Abnormal	6	7,462	5	397	11	38,986	7	13,297	5	7,478	35	72,503	63	30,360
	Livestock products, sold or traded.														
37	All types	82	235,131	93	24 948	366	527,139	270	122,446	1,015	612,399	1,151	1,062,027	723	336,342
38	General			25	6,142	39	27,052	57	25,702	246	160,333	294	180,568	136	44,513
39	Cash-grain			13	2,502	17	8,627	5	502	133	50,929	20	2,504	4	928
40	Crop-specialty	3	982	18	2,160	9	5,158	88	27,280	275	95,879	333	117,408	25	4,896
41	Fruit													111	12,437
42	Truck	11	3,003					10	1,373			7	709	46	6,048
43	Dairy	20	156,293			176	329 521	18	16,290	100	103,265	165	453,112	63	103,441
44	Animal-specialty			9	1,582	40	30,549	13	4,146	161	113,488	113	56,428	36	17,721
45	Stock ranch			7	6,584	53	56,413	59	41,362	74	75,156	73	63,179	40	10,601
46	Poultry	34	65,751			12	15,768			10	11,662	71	126 242	94	90,468
47	Self-sufficing			11	846	7	475	5	750	7	453	22	2,187	31	2,680
48	Abnormal	14	9,102	10	5,132	15	53,561	15	5,041	9	1,224	53	59,670	137	32,609
	Forest products sold														
49	All types	1	60	7	353	60	5,361	55	8,627	31	8,943	21	10 558	41	10,801
50	General			2	692	2	90	12	1,466	7	789	6	1,354	7	1,880
51	Cash grain			2	25	1	40			1	20	1	18		
52	Crop-specialty	1	60	1	8	2	80	16	2,476			1	50	5	2,455
53	Fruit														
54	Truck							12	1,181					2	133
55	Dairy					21	1,115	3	520	6	418	3	240	2	60
56	Animal-specialty					6	325	2	90	10	432			3	184
57	Stock ranch			1	8	17	2,374	5	554	5	3,617	4	2,792	8	1,052
58	Poultry											2	50		
59	Self-sufficing			1	120	4	142	1	30			2	254	2	40
60	Abnormal					7	1,195	3	210	2	3,687	2	5,800	12	4,787
	Farm products used by operator's family														
61	All types	82	11,609	137	92 003	397	91 799	327	108,972	1 069	218 458	1,244	272,486	984	179,033
62	General			26	5,596	41	10,215	58	21,925	246	53,997	303	74,900	144	31,687
63	Cash-grain			24	3 048	23	3,562	6	1,252	150	28,769	27	4,472	5	660
64	Crop-specialty	4	950	30	4,031	13	1,951	111	35,939	289	55,230	372	78,806	49	8,953
65	Fruit													172	21,336
66	Truck	21	2,505					17	4,200			15	2,814	78	14,545
67	Dairy	20	3,051			176	33,647	18	6,160	100	17,127	160	36,695	62	12,033
68	Animal-specialty			14	2,630	41	8,547	15	4 715	167	36,707	123	26 863	43	9,264
69	Stock ranch			8	1,782	62	16,130	72	22,016	77	21,178	86	20 609	50	13,776
70	Poultry	24	2,808			9	2,022			9	1,495	59	10,450	90	13,351
71	Self-sufficing			23	3,209	11	1,695	9	3,900	17	2,307	31	5,781	59	14,906
72	Abnormal	13	2,295	12	1,707	21	3,960	21	8,265	14	1,648	68	11,096	232	31,302
	RECEIPTS FROM BOARDERS, LODGERS, ETC														
73	All types	1	100	9	957	28	21 415	13	5 669	37	6,301	29	2 963	31	6,808
74	General			4	350	3	52	4	1,095	8	1,261	9	1,102	5	585
75	Cash-grain									10	2,118				
76	Crop-specialty			1	200			4	534	6	985	9	1,159	2	320
77	Fruit													6	794
78	Truck													1	68
79	Dairy	1	100			10	1,415	1	500	4	525	4	507	3	1,115
80	Animal-specialty			3	327	2	225			4	616	2	17	1	400
81	Stock-ranch					10	1,745	3	1,350	5	796	2	486	3	175
82	Poultry											1	380		
83	Self-sufficing											1	300	2	170
84	Abnormal			1	80	3	17,875	1	2,190			1	32	8	2,881

FAMILY; AND RECEIPTS FROM BOARDERS, ETC; 1929, BY TYPE OF FARM—Continued

beginning of this table]

GARFIELD		GILPIN		GRAND		GUNNISON		HINSDALE		HUERFANO		JACKSON		JEFFERSON		KIOWA		
Farms reporting	Value	Farms reporting	Value	Farms reporting	Value	Farms reporting	Value	Farms reporting	Value	Farms reporting	Value	Farms reporting	Value	Farms reporting	Value	Farms reporting	Value	
Number	*Dollars*	*Number*	*Dollars*	*Number*	*Dollars*	*Number*	*Dollars*	*Number*	*Dollars*	*Number*	*Dollars*	*Number*	*Dollars*	*Number*	*Dollars*	*Number*	*Dollars*	
965	3,229 260	30	31 229	224	689,494	360	1,591 527	40	104,173	705	1,251,659	199	1,427,297	1,656	3,127 729	545	1,249,727	1
145	272,241	5	3,671	21	27,483	26	50,661			93	86,556	6	11,250	190	256,536	141	182,386	2
24	27,847									18	25,285			91	209 482	178	429,433	3
314	979 428	7	4,549	37	38,909	65	109,772	3	2,675	103	124,701	59	211,345	65	142,759	7	15,819	4
44	82,744													157	236,478			5
9	14,591			19	47 358					8	16,853			203	419,643			6
48	91 051	4	13,522	22	40 822	23	58,077			40	111,991	6	15,536	215	721,597	33	37,321	7
55	242,670			14	30,800					109	230,590			32	206,160	103	234,804	8
185	1,426,495	5	6,303	83	480,263	185	1,270,494	28	94,972	158	572,062	106	1 182,684	50	279,145	40	297,809	9
15	29,013									15	13,905			210	433,957	7	11,584	10
45	18,440	3	245	7	2,111	12	5,036			71	20,987			68	21,483	15	5,031	11
81	44,740	6	2,739	21	21,743	49	27,437	9	6,526	90	48,729	22	6,452	375	200,489	21	35,540	12
818	1,146,712	23	7,864	125	99 422	317	184 760	28	10,276	456	300,863	125	233 074	1,288	1,181 508	343	387,936	13
137	98,419	5	1,365	16	4,770	23	13,149			77	24,458	5	2,960	173	112,156	83	31,360	14
24	20,034									18	20,411			91	159,256	171	312,294	15
314	748,003	7	3,130	37	31,197	65	86,547	3	2,300	103	92,193	58	181,639	65	106,907	7	14,664	16
44	65,553													154	192,010			17
9	12,296			19	41,923					8	14,965			203	366,603			18
33	13,143	4	2,243	8	3,409	12	3,468			11	6,269	4	3,187	148	103,040	11	2,036	19
47	60,174			9	4,352					67	13,100			27	30,203	47	18,864	20
118	105,982	3	730	20	10,745	81	71,646	18	6,339	76	18,402	46	43,813	29	22,832	7	5,994	21
11	6,711									6	835			139	34,446	2	162	22
22	2,576	1	15	3	157	5	440			38	3,067			30	3,121	6	530	23
59	12,771	3	381	13	2,869	81	9,510	7	1,537	53	7,143	12	1,475	229	50,984	9	2,082	24
649	1,361,939	18	7,953	147	425,189	245	1,077 974	25	67,469	478	648,818	143	1,049 987	600	520,479	440	545,508	25
120	54,802	3	587	15	7,336	21	12,424			75	18,121	4	2,735	106	28,627	127	48,449	26
12	1 998									6	1,249			34	8,534	118	48,250	27
163	85,630	2	295	10	1,137	17	6,514			34	7,225	25	10,886	30	9,405	5	850	28
14	8,476													33	1,941			29
4	516			6	2,326					1	880			33	5,757			30
39	14,274	4	1,169	18	4,141	17	3,543			35	21,555	6	3,762	172	75,585	26	6,347	31
55	135,171			14	16,598					108	150,963			32	145,111	103	151 819	32
182	1,051,289	5	4,562	82	384,737	179	1,051,947	24	67,402	157	422,925	99	1,030,592	50	215,870	40	259,612	33
7	1,291									5	416			35	6,724	5	2,068	34
20	1,326			1	160	3	95			28	1 975			13	945	6	424	35
26	12,166	4	640	5	8,764	8	2,751	1	60	34	23,509	9	1,952	62	23,990	10	27,659	36
718	478,667	19	10,357	147	109,300	240	172,950	23	16,136	454	251 751	110	104,194	1,160	1,131 235	463	207,560	37
135	70,625	5	494	18	9,071	25	13,990			77	20,948	6	3,759	165	72,496	139	63,071	38
18	1 307									5	1,852			57	28,062	132	35,365	39
213	70,812	3	209	14	2,332	30	7,795			60	9,399	25	9,111	40	14,300	3	130	40
27	5,334													102	20,252			41
6	487			5	714					1	75			92	16,738			42
48	51 945	4	8,660	22	27 455	23	42,948			40	73,693	6	6,917	215	496,114	33	22,604	43
50	30,157			11	5,942					87	40,068			26	22,751	92	42,790	44
152	217,215	3	311	64	60,764	143	90,425	19	13,104	115	90,130	66	83,762	28	26,801	33	25,120	45
15	18,738									15	9,573			210	358,900	7	8,237	46
22	2,903			2	194	6	960			25	1,286			36	3,070	13	1,506	47
37	6,144	4	683	11	2,828	13	7 123	4	3,032	39	4,747	7	645	198	71,817	11	3,737	48
33	5,337	1	400	11	5,686	22	5,510	2	1,230	60	5,637	6	2,036	78	23,458	5	1,182	49
5	1,050	1	400	1	15	5	1,220			10	935			22	4,354	2	400	50
3	266															1	2	51
4	290					1	20			6	465			5	887			52
1	60																	53
1	60			1	55									4	730			54
3	691			1	80	2	668							9	757			55
1	120			2	134					11	1 108					2	780	56
3	940			3	775	6	1 501	2	1 230	16	2,606	4	1,983	15	2,427			57
										1	75							58
						1	70			3	95			5	442			59
2	1,860			3	4,627	7	2,333			3	355	2	55	18	13,955			60
849	240,806	30	5,355	191	49,397	296	81,433	37	8,069	638	144,590	150	38,064	1,494	278,905	454	107,541	61
145	47 345	5	1,025	21	6,296	26	9,869			92	22,094	6	1,796	186	28,904	141	34,106	62
19	4,192									10	1,773			60	13,659	146	33,492	63
269	74,693	7	915	25	4,343	42	8,396	2	375	84	15,419	46	9,709	56	11,260	3	175	64
40	8,321													147	22,275			65
7	1 232			13	2,340					4	933			188	29,830			66
42	10,998	4	1,450	21	5,737	23	7,452			40	10,474	6	1,670	212	46,101	33	6,334	67
55	17 048			13	3,774					108	25,353			32	5,095	93	20,551	68
155	51 069	5	700	76	33,342	164	45,975	26	6,847	142	37 990	87	22,534	44	11,215	30	7,063	69
13	2,273									15	3,006			201	33,887	7	1,117	70
45	11,635	3	230	7	1,609	12	3,521			71	14,564			68	13,905	16	2,571	71
57	11,799	6	1,035	15	2,665	31	5,720	7	1 847	78	12,975	12	2,355	291	41,740	16	2,112	72
35	8,834	3	815	39	87,943	31	14,788	11	4,063	11	1,278	20	11,083	61	22,674	10	1,464	73
8	1,202	1	35	4	1,075	1	10			6	761	1	125	9	2,160			74
1	80															5	608	75
6	1,087			5	1,510	5	596					5	1,343	2	145			76
3	430													6	1,353			77
														1	165			78
1	270	1	250	4	1,543	1	60							10	2,945	2	120	79
2	293			4	400					1	125			2	70	2	391	80
5	650			15	3,211	15	6,859	9	3,763	1	340	10	1,955	2	290	1	150	81
1	20													9	3,438			82
1	21	1	35			2	445			1	30			1	3			83
7	4,781	2	495	7	19,502	7	6,782	2	908	2	130	4	7,600	19	12,090			84

COUNTY TABLE III.—VALUE OF FARM PRODUCTS SOLD, TRADED, OR USED BY OPERATOR'S

[See note, p 192.

	CLASS OF PRODUCT AND TYPE OF FARM (See definitions in Introduction)	KIT CARSON		LAKE		LA PLATA[1]		LARIMER		LAS ANIMAS		LINCOLN		LOGAN	
		Farms reporting	Value	Farms reporting	Value	Farms reporting	Value	Farms reporting	Value	Farms reporting	Value	Farms reporting	Value	Farms reporting	Value
		Number	Dollars	Number	Dollars	Number	Dollars	Number	Dollars	Number	Dollars	Number	Dollars	Number	Dollars
	All products (sold, traded, or used by operator's family)														
1	All types	1,565	2,973,350	38	108,702	1,099	2,072,859	1,728	9,385,687	1,576	3,593,979	1,179	2,841,765	1,794	3,064,836
2	General	299	372,777	3	3,417	342	553,418	223	464,902	227	293,608	214	465,600	243	411,873
3	Cash-grain	766	1,471,432			116	205,186	123	398,107	54	86,839	359	892,477	729	2,116,573
4	Crop-specialty	14	24,600	9	19,002	98	126,471	470	1,687,188	377	792,086	143	282,081	429	1,666,508
5	Fruit					6	21,009	146	406,142						
6	Truck							18	27,407	24	16,683				
7	Dairy	56	73,947	12	48,695	117	225,437	140	296,310	92	230,449	57	79,235	30	84,610
8	Animal specialty	321	787,451	5	3,887	83	300,193	233	4,620,222	19	78,349	170	386,195	222	2,103,476
9	Stock-ranch	24	132,285	6	32,928	116	484,229	136	869,821	340	1,663,619	83	642,827	46	417,581
10	Poultry	12	13,393			24	46,998	73	124,921	21	44,256	13	32,328	17	28,618
11	Self sufficing	20	6,546			102	36,762	35	12,357	190	48,978	13	3,091	21	6,785
12	Abnormal	54	89,949	3	773	95	73,256	132	478,280	232	339,112	27	57,931	57	1,228,912
	Crops (incl plants, flowers, etc), sold or traded														
13	All types	1,172	1,198,590	16	19,602	860	548,915	1,466	3,284,808	1,007	890,508	942	1,095,898	1,604	3,414,073
14	General	218	65,816	2	476	311	190,201	212	212,101	193	94,149	262	145,046	220	136,264
15	Cash grain	665	1,011,576			116	140,979	123	325,182	54	53,662	348	648,668	705	1,576,974
16	Crop-specialty	14	18,227	9	17,021	98	87,519	470	1,342,264	377	600,402	142	214,070	429	1,291,864
17	Fruit					6	15,270	144	336,970						
18	Truck							18	23,007	24	12,849				
19	Dairy	24	2,629	1	595	83	27,527	88	48,130	33	10,710	26	5,242	14	12,722
20	Animal-specialty	206	99,141			63	37,897	220	359,992	15	11,861	115	61,638	178	340,222
21	Stock-ranch	8	2,096	3	1,420	66	23,010	48	44,449	92	58,074	16	10,356	14	24,275
22	Poultry	4	1,065			19	5,875	46	14,955	11	2,480	8	6,103	5	2,906
23	Self-sufficing	7	555			49	4,595	13	1,092	95	5,364	7	553	6	580
24	Abnormal	23	6,485	1	90	49	14,042	84	76,666	113	30,957	18	2,920	32	28,286
	Livestock, sold or traded														
25	All types	1,234	1,017,251	24	36,443	738	728,743	1,135	4,952,341	937	1,624,224	960	1,123,049	1,369	3,714,287
26	General	285	127,019	3	1,615	279	94,757	178	81,032	189	61,925	289	117,689	222	101,188
27	Cash grain	500	205,004			50	16,536	65	17,488	33	6,956	248	104,120	527	245,939
28	Crop-specialty	7	1,890	2	730	41	7,747	263	116,693	176	53,180	96	26,118	274	167,304
29	Fruit					3	1,131	53	11,594						
30	Truck							2	610	1	40				
31	Dairy	45	13,952	8	3,545	97	30,017	115	40,268	62	24,812	47	13,029	25	10,993
32	Animal-specialty	321	481,729	5	2,915	83	190,981	232	3,608,802	19	53,917	170	225,107	222	1,625,216
33	Stock ranch	24	116,874	6	27,638	109	355,457	136	716,385	335	1,331,483	80	583 883	42	371,769
34	Poultry	7	1,857			10	2,293	30	6,976	12	1,227	10	3,262	13	4,046
35	Self-sufficing	10	1,124			37	2,448	8	410	62	4,722	5	399	10	820
36	Abnormal	35	68,702			29	27,378	52	352,053	48	85,962	15	49,442	34	1,187,012
	Livestock products, sold or traded														
37	All types	1,278	498,410	23	47,381	913	529,560	1,420	806,102	996	573,824	997	413,423	1,497	542,750
38	General	291	118,454	2	925	331	164,852	215	120,349	212	76,270	305	137,238	238	113,084
39	Cash grain	536	147,478			84	26,268	95	36,965	34	7,609	271	79,923	577	168,303
40	Crop-specialty	8	2,723	4	580	57	13,486	368	145,632	236	62,211	106	28,998	335	94,339
41	Fruit					5	2,983	113	34,265						
42	Truck							8	1,256	4	134				
43	Dairy	56	48,765	12	42,717	117	133,545	140	179,746	92	175,310	57	50,178	30	53,174
44	Animal-specialty	302	151,954			77	49,332	213	95,648	15	7,316	152	67,190	214	77,246
45	Stock ranch	22	8,589	4	3,147	92	79,394	99	75,254	213	194,211	66	31,403	34	12,591
46	Poultry	12	3,611			24	34,100	73	91,148	21	35,536	13	20,164	17	18,061
47	Self-sufficing	14	1,277			72	5,748	21	2,024	100	5,316	9	499	16	1,343
48	Abnormal	37	8,559	1	12	54	18,832	75	23,815	69	8,911	18	2,830	36	4,609
	Forest products sold														
49	All types	1	10			36	11,157	51	13,707	114	202,244	9	998	3	175
50	General					33	5,556	7	1,595	25	3,550	1	26		
51	Cash-grain					7	454	1	40	1	55	1	130		
52	Crop-specialty					10	1,471	5	445	12	1,407	1	12	2	154
53	Fruit														
54	Truck														
55	Dairy					6	750	4	345	3	180				
56	Animal-specialty					6	942					1	65	1	21
57	Stock ranch	1	10			11	1,325	17	3,506	24	5,920	4	752		
58	Poultry					1	30								
59	Self-sufficing					9	444	4	310	18	795				
60	Abnormal					3	185	13	7,466	31	190,337	1	13		
	Farm products used by operator's family														
61	All types	1,330	260,119	31	5,276	1,032	256,384	1,553	328,699	1,400	304,179	1,065	208,899	1,234	393,651
62	General	208	61,488	3	401	342	98,052	223	49,825	227	57,714	313	65,601	242	61,387
63	Cash-grain	599	107,574			101	20,929	99	18,432	44	8,557	295	59,636	625	125,357
64	Crop-specialty	9	1,760	4	671	82	16,248	409	82,154	324	74,886	116	17,883	399	112,847
65	Fruit					5	1,625	132	23,313						
66	Truck							14	2,534	23	3,660				
67	Dairy	56	9,501	11	1,838	117	33,598	138	27,821	90	19,437	57	9 786	30	7,721
68	Animal specialty	314	63,627	5	972	82	21,041	224	55,780	19	5,255	163	32,195	219	60,771
69	Stock ranch	24	4,716	5	723	98	26,043	121	30,227	284	73,931	74	16,433	39	8,946
70	Poultry	12	1,850			24	4,700	58	11,842	20	5,013	13	2,799	17	3,605
71	Self sufficing	20	3,590			102	22,529	35	8,521	190	32,781	13	1 640	21	4 062
72	Abnormal	38	6,203	3	671	79	12,819	100	18,250	179	22 945	21	2,726	42	9,045
	RECEIPTS FROM BOARDERS, LODGERS, ETC														
73	All types	53	4,851	1	100	55	11,157	53	27,475	34	7,944	36	3,649	29	9 149
74	General	14	1,520			20	3,437	9	1,202	6	500	9	1,352	5	921
75	Cash-grain	20	1,898			2	400	1	112	1	200	5	715	14	2,202
76	Crop-specialty					5	1,685	3	3 232	8	1,175	6	640	4	304
77	Fruit							5	903						
78	Truck														
79	Dairy	2	86			6	490	6	2,950	4	875	2	212		
80	Animal specialty	11	774			5	564					6	1,644	3	535
81	Stock-ranch	3	388	1	100	4	840	10	4,024	8	2,520	5	358		
82	Poultry					1	21	2	147			1	180	1	50
83	Self-sufficing	1	20			2	258	3	500	1	45				
84	Abnormal	2	165			9	3,462	13	14 405	6	2,629	2	548	2	5 137

[1] See footnote 1, p 182

FAMILY; AND RECEIPTS FROM BOARDERS, ETC.; 1929, BY TYPE OF FARM—Continued

beginning of this table]

MESA		MINERAL		MOFFAT		MONTEZUMA		MONTROSE		MORGAN		OTERO		OURAY		PARK		
Farms reporting	Value	Farms reporting	Value	Farms reporting	Value	Farms reporting	Value	Farms reporting	Value	Farms reporting	Value	Farms reporting	Value	Farms reporting	Value	Farms reporting	Value	
Number	Dollars	Number	Dollars	Number	Dollars	Number	Dollars	Number	Dollars	Number	Dollars	Number	Dollars	Number	Dollars	Number	Dollars	
2,466	5,921,167	50	80,840	715	1,905,447	900	2,164,350	1,283	3,868,507	1,487	8,559,739	1,213	5,132,163	174	491,542	331	1,226,302	1
389	553,154			124	148,636	256	397,943	268	473,965	187	403,675	168	385,738	46	71,899	24	16,714	2
46	42,859			126	179,670	97	158,287	45	50,768	336	853,585	12	22,274	7	6,695			3
479	973,255			63	89,878	160	265,043	461	1,361,057	480	1,782,980	433	1,519,334	26	56,413	113	176,515	4
654	1,993,235					39	125,590	21	57,606			7	6,672					5
59	78,530							68	167,408			267	972,935					6
150	322,617			34	48,977	46	74,389	65	129,037	44	115,562	64	202,043	15	31,146	9	10,372	7
127	506,657			58	184,327	65	220,029	95	481,562	330	4,787,290	67	710,962	5	13,059			8
160	1,052,007	22	70,328	152	1,216,984	146	857,666	123	1,044,941	36	280,840	58	522,041	56	299,946	106	996,230	9
92	149,032			5	3,140	8	9,820	30	32,240	18	45,671	44	89,726					10
84	25,881	5	1,902	84	19,558	32	11,236	23	6,607	14	4,944	15	4,035	10	5,932	28	5,619	11
226	218,839	23	8,520	70	17,277	51	44,047	67	61,316	42	275,252	78	695,353	9	6,402	51	17,852	12
2,182	2,974,810	19	5,190	463	307,582	723	624,342	1,192	1,716,190	1,368	3,145,588	1,059	2,565,590	127	91,536	253	229,588	13
364	195,341			96	47,145	235	145,391	272	214,733	170	159,124	155	202,325	39	18,946	21	5,625	14
46	29,809			126	128,209	95	114,682	45	34,745	335	637,223	12	18,872	7	4,108			15
479	761,569			62	67,084	160	197,121	461	1,103,889	480	1,364,180	432	1,205,234	26	39,823	113	143,805	16
652	1,750,921					39	91,055	21	47,297			8	4,210					17
59	60,691							68	144,432			265	857,040					18
108	37,475			20	5,731	80	9,251	46	18,720	32	23,410	27	21,218	7	4,404	7	2,107	19
101	41,617			40	24,030	48	20,720	80	56,661	300	915,285	56	183,320	4	3,230			20
86	30,261	8	3,000	66	26,453	66	36,662	60	43,810	15	33,229	15	26,445	32	19,353	68	71,369	21
20	19,744					6	2,300	23	5,773	10	3,175	25	9,228					22
43	3,812	1	140	27	1,619	16	1,230	9	581	4	320	8	517	6	857	9	501	23
174	43,070	10	2,050	26	5,311	28	5,930	67	15,409	22	9,640	51	27,111	6	815	35	6,181	24
1,196	1,591,617	33	51,430	460	1,088,453	592	937,464	838	1,319,811	1,061	4,615,111	759	1,794,309	135	259,986	176	768,838	25
307	87,588			104	30,554	200	75,236	241	72,961	163	95,148	140	64,730	42	14,254	18	4,640	26
18	2,893			64	19,349	43	12,380	15	2,346	220	86,518	6	930	1	300			27
192	44,821			21	5,751	67	14,798	229	78,042	274	225,386	262	107,976	12	5,167	35	12,070	28
171	74,711					27	9,814	11	3,335			1	9					29
16	2,043							28	5,445			112	34,821					30
128	46,276			24	5,420	57	12,217	53	20,417	87	19,372	57	26,569	14	4,453	6	1,470	31
127	341,026			56	112,350	64	139,466	95	328,340	328	3,708,443	67	495,148	5	6,444			32
126	861,121	17	50,350	148	906,841	134	647,902	111	779,847	33	224,583	58	418,947	55	229,003	104	738,490	33
41	4,946			2	175	2	260	15	2,172	10	1,961	14	1,832					34
19	881	1	50	22	1,831	6	533	7	634	2	218	3	155	2	154	5	130	35
48	125,211	4	1,030	19	4,182	12	24,758	23	26,322	24	253,482	39	643,147	4	205	10	2,038	36
1,597	991,993	15	13,070	437	394,954	711	397,592	996	541,585	1,216	526,562	854	637,857	141	82,779	162	176,080	37
309	175,459			116	43,076	241	106,489	269	109,325	185	115,019	151	77,476	45	20,943	17	3,135	38
25	6,295			68	14,788	63	13,719	29	7,425	269	82,561	8	1,247	5	967			39
308	85,398			87	8,152	102	22,009	322	77,659	351	110,622	305	115,417	13	4,898	40	5,937	40
350	85,328					34	14,287	14	3,743			4	1,033					41
42	5,364							37	6,915			145	30,274					42
150	203,371			34	30,070	46	42,346	65	76,364	44	64,539	64	141,303	15	18,034	9	5,202	43
116	91,804			50	36,838	60	42,371	89	41,547	284	91,129	45	18,653	5	1,922			44
92	134,926	10	15,278	119	255,055	112	146,007	89	189,481	35	16,613	36	65,420	45	33,905	76	160,384	45
92	106,291			5	2,470	8	5,260	30	18,937	18	36,887	44	71,693					46
51	4,530	2	102	39	2,060	21	2,005	14	1,310	11	1,514	7	948	8	1,750	12	769	47
100	25,655	3	690	19	2,385	24	2,909	38	8,866	20	7,687	42	14,393	5	360	8	752	48
43	4,199			13	1,186	49	9,411	11	2,852	2	394	10	1,584	25	5,253	56	8,138	49
11	865					17	3,448	5	1,167	1	300			10	1,554	7	750	50
				1	20	1	120											51
10	785			1	100	8	480	1	500	1	24	9	1,484	2	130	16	1,097	52
3	67					1	14											53
																		54
6	843					1	240							1	16			55
3	204					4	785											56
7	836			7	594	9	577	3	450					7	885	27	1,791	57
1	50																	58
				3	322	4	77							1	8	2	315	59
1	550			1	150	4	3,670	2	735			1	100	4	2,600	6	4,355	60
2,071	428,618	40	11,150	694	118,272	832	195,541	1,175	296,130	1,367	272,156	1,094	243,593	159	51,994	285	53,658	61
339	97,801			124	27,861	256	67,079	355	75,779	187	39,084	166	41,257	46	16,202	24	5,564	62
37	6,362			109	17,304	88	17,386	35	6,249	283	52,283	12	2,225	5	1,320			63
404	80,632			55	8,791	141	30,545	409	100,937	433	52,768	300	88,223	21	6,295	88	12,806	64
490	82,900					36	10,330	19	3,251			7	1,430					65
55	10,439							55	10,616			229	50,800					66
146	34,653			34	7,756	45	10,335	64	13,536	44	8,181	62	12,953	15	4,239	9	1,593	67
122	32,806			56	11,049	63	16,637	93	25,014	320	72,442	60	13,846	5	1,463			68
97	24,861	16	4,700	123	26,041	110	25,115	105	31,353	33	6,415	44	11,229	49	16,800	95	24,205	69
90	18,001			6	495	8	1,900	29	4,408	18	3,048	44	6,923					70
84	16,755	5	1,700	94	13,736	33	7,391	23	4,083	14	2,892	15	2,415	10	3,213	28	4,004	71
157	24,353	19	4,750	41	5,249	43	7,386	58	9,924	30	4,443	65	10,602	8	2,362	41	4,596	72
40	16,277	20	24,450	29	4,554	23	3,865	19	3,234	21	2,894	27	4,871	5	1,294	32	13,760	73
5	848			9	855	11	1,443	1	120	4	605	4	990	1	748	3	575	74
1	48			5	540	1	400	1	135	8	717	1	100					75
5	930			2	308	2	44	3	719	1	50	5	634	2	165	19	3,145	76
13	2,107																	77
3	345											4	732					78
8	331			3	304	1	370	1	340	3	455	2	200			2	515	79
2	2,180			4	1,760	1	300			2	345	1	70					80
3	949	6	3,325	6	790	6	1,088	1	10	1	60	4	770			11	2,946	81
												1	100					82
														2	321	1	58	83
5	9,310	14	26,235			1	140	4	2,030	2	292	2	2,275			5	6,520	84

COUNTY TABLE III.—VALUE OF FARM PRODUCTS SOLD, TRADED, OR USED BY OPERATOR'S

[See note, p 192,

	Class of product and type of farm (See definitions in Introduction)	Phillips		Pitkin		Prowers		Pueblo		Rio Blanco		Rio Grande		Routt	
		Farms reporting	Value	Farms reporting	Value	Farms reporting	Value	Farms reporting	Value	Farms reporting	Value	Farms reporting	Value	Farms reporting	Value
	All products (sold, traded, or used by operator's family)	*Number*	*Dollars*	*Number*	*Dollars*	*Number*	*Dollars*	*Number*	*Dollars*	*Number*	*Dollars*	*Number*	*Dollars*	*Number*	*Dollars*
1	All types	749	2,555,567	165	662,021	1,285	5,171,841	1,369	4,889,831	389	1,606,011	711	6,074,337	869	2,600,851
2	General	49	104,328	19	33,476	109	406,909	174	334,354	54	96,967	38	99,130	150	260,088
3	Cash grain	596	2,111,025			147	352,955	70	101,020	32	41,422			88	194 934
4	Crop-specialty	3	6,625	73	299,802	540	2,144,417	356	1,196,083	57	95,906	508	4,679,137	130	222,964
5	Fruit							3	3,327					3	3,601
6	Truck							237	574,508			62	158 108	49	90,282
7	Dairy			11	25,165	77	162,677	156	589,525	10	23,209	6	10 274	82	178,220
8	Animal-specialty	77	296,574	21	97,976	168	1,134,913	64	517,969	9	15,281	53	907 051	66	335,306
9	Stock ranch	3	11,507	30	201,713	60	304,774	70	1,022,663	176	1,318,321	21	200,002	159	1,259,123
10	Poultry	5	4,970			34	43,092	77	125,573					8	8,591
11	Self sufficing	3	1,130	4	1,679	12	3,110	40	14,622	17	4,604	5	1 371	53	15,208
12	Abnormal	13	19,408	7	2,210	48	618,794	122	110,287	27	10,301	18	19,264	81	32,594
	Crops (incl plants, flowers, etc), sold or traded														
13	All types	709	1,691,503	124	261,149	1,089	2,438,096	1,057	1,944,207	244	257,544	694	4,291,766	842	581,589
14	General	44	32,874	12	10,035	179	186,192	146	143,218	47	37,055	34	42,674	135	84,662
15	Cash grain	596	1,585,463			146	262,202	70	75,355	32	29 036			88	139,707
16	Crop-specialty	3	5,070	73	210,256	539	1,704,783	356	1,025,066	57	80,378	508	3,806,982	130	162 295
17	Fruit							3	2,065					3	2,944
18	Truck							237	484 500			61	145,189	49	77,694
19	Dairy			4	751	38	22,255	69	34,364	5	5,331	5	535	47	19,255
20	Animal-specialty	57	64,067	16	19,945	110	216,272	46	120,264	6	1 607	44	272,624	45	41,458
21	Stock-ranch	1	280	15	19,824	16	11 882	22	18,022	78	101,538	16	16,704	68	40,495
22	Poultry	2	200			16	5,025	27	5,121					5	896
23	Self-sufficing	1	100	2	248	3	213	17	2,154	7	491	3	238	22	1,406
24	Abnormal	6	3,449	2	90	22	29,177	64	34,172	11	2,108	13	6,820	50	10,708
	Livestock, sold or traded.														
25	All types	584	490,749	126	268,440	968	2,004,677	737	1,561,146	293	1,067 391	500	1,352,859	567	1,408,435
26	General	47	32 090	17	7,432	189	87,913	138	73,930	46	20,225	34	29,772	124	52,602
27	Cash grain	450	250,837			88	30,444	29	8,699	16	4,167			49	20 796
28	Crop-specialty	1	346	47	49,394	345	198,120	172	68 378	20	4,247	367	604,810	56	20,505
29	Fruit							2	158					1	96
30	Truck							62	18,790			17	3,915	12	2,613
31	Dairy			9	3,419	63	30,725	140	70,374	6	1,582	5	1 148	65	30 771
32	Animal-specialty	77	193,499	21	62,929	168	808,842	64	368,176	9	9,186	53	559,246	64	240 618
33	Stock-ranch	3	8,847	27	144,510	60	269,227	67	934,583	173	1 025,398	18	152,142	155	1,034,829
34	Poultry	2	90			20	3,297	19	4,459					3	760
35	Self-sufficing	1	240	2	151	6	309	13	910	7	344			11	914
36	Abnormal	3	5,000	3	605	29	575,800	31	12,689	16	2,242	6	1,826	27	3,931
	Livestock products, sold or traded														
37	All types	621	229,964	124	80,246	1,039	491,344	876	842 121	242	190,505	513	318,427	636	408,552
38	General	48	28,384	18	10,092	192	89,952	151	78,175	50	21 808	33	19,417	141	77 340
39	Cash grain	486	162,655			103	36,135	42	10,350	17	3,097			58	17,050
40	Crop-specialty	3	764	50	15,523	402	143,528	202	56,970	22	2,476	384	185,126	73	18,908
41	Fruit							2	600						
42	Truck							76	15 158			18	4,035	16	3,329
43	Dairy			11	17 656	77	95,392	156	454,810	10	14,452	6	7 896	82	106,228
44	Animal-specialty	68	23,661	17	8,393	148	75,503	48	19,459	8	1,788	45	65 077	57	35 397
45	Stock-ranch	3	1,847	24	28,179	43	13 468	47	55,420	121	146,000	15	27,886	135	136 399
46	Poultry	5	3,725			34	29,602	77	104,917					8	5 740
47	Self-sufficing	2	145	2	240	7	469	19	1,952	7	132	3	118	22	2,058
48	Abnormal	6	8,783	2	163	33	8,295	56	44,310	7	752	9	8,872	34	6,113
	Forest products sold														
49	All types			18	2,233	2	206	40	9,722	47	7,649	8	929	84	7,111
50	General			2	321	1	200	18	3,167	6	1,357	3	190	17	1,016
51	Cash-grain							1	35	1	337			3	119
52	Crop-specialty			6	339			4	479	7	531	2	134	9	1,133
53	Fruit														
54	Truck													5	227
55	Dairy			1	12			6	884	1	30			6	236
56	Animal-specialty			2	300	1	6			1	73	3	605	7	510
57	Stock ranch			4	750			7	2,117	20	2,812			22	1,946
58	Poultry														
59	Self-sufficing							1	40	4	123			11	329
60	Abnormal			3	511			3	3,000	7	2,386			4	1,595
	Farm products used by operator's family														
61	All types	669	143 351	139	49,953	1,187	237,403	1,212	239 835	328	82 922	633	110,356	789	195,173
62	General	48	10,980	19	5,596	199	42,652	170	35 864	54	16 522	36	7 077	150	44,468
63	Cash grain	520	112,270			126	25,174	52	6,581	24	4,785			76	17 262
64	Crop-specialty	3	445	58	24,290	493	97,986	291	45,190	44	8,274	464	82,985	107	20,123
65	Fruit							2	504					2	561
66	Truck							211	55,754			41	4 989	32	6,419
67	Dairy			11	3 327	76	14 305	156	30 093	10	1 814	6	695	82	21 730
68	Animal-specialty	75	15,847	20	6,409	165	34,290	58	10 070	9	2,627	49	9,499	66	17 323
69	Stock ranch	3	533	21	8,450	47	10 197	55	11 921	151	42,573	17	3 270	152	45 464
70	Poultry	5	955			33	5 168	77	11 076					7	1 195
71	Self-sufficing	3	645	4	1,040	12	2,114	40	9 466	17	3,514	5	1 015	53	10 501
72	Abnormal	12	2,176	6	841	36	5 522	100	16 116	19	2,813	15	1 746	62	10 127
	RECEIPTS FROM BOARDERS, LODGERS, ETC														
73	All types	7	1,150	11	3,900	13	2,437	41	9 217	30	7 380	10	1 104	30	4 890
74	General			3	310	1	505	9	2,368	9	3 426	2	209	7	657
75	Cash grain	6	875							2	310				
76	Crop-specialty			2	190	4	507	8	1,290	3	230	3	315	4	800
77	Fruit														
78	Truck							4	401			2	80	2	120
79	Dairy					2	205	5	669	2	350			3	162
80	Animal-specialty			1	100	2	250	3	203	1	75	1	200	3	460
81	Stock ranch			3	700	2	375	4	1,151	12	2,664			4	555
82	Poultry	1	275			1	35	3	75						
83	Self-sufficing							2	320					1	100
84	Abnormal			2	2,600	1	500	8	2,740	1	325	2	300	6	1 836

[1] See footnote 1, p 184

FAMILY; AND RECEIPTS FROM BOARDERS, ETC ; 1929, BY TYPE OF FARM—Continued

beginning of this table]

SAGUACHE		SAN JUAN [1]		SAN MIGUEL		SEDGWICK		SUMMIT		TELLER		WASHINGTON		WELD		YUMA		
Farms reporting	Value	Farms reporting	Value	Farms reporting	Value	Farms reporting	Value	Farms reporting	Value	Farms reporting	Value	Farms reporting	Value	Farms reporting	Value	Farms reporting	Value	
Number	Dollars	Number	Dollars	Number	Dollars	Number	Dollars	Number	Dollars	Number	Dollars	Number	Dollars	Number	Dollars	Number	Dollars	
530	3,493,704			244	670,680	542	2,534,789	53	163,617	230	391,249	1,684	3,869,907	5,241	26,088,403	2,060	6,005,501	1
27	51,393			52	75,546	42	86,216	5	19,817	24	28,433	459	640,510	412	1,009,959	281	486,369	2
4	4,395			15	12,446	295	1,211,977					606	1,141,774	817	2,270,045	1,153	3,307,680	3
232	1,750,691			28	36,857	122	525,206	13	15,714	103	133,130	95	268,989	2,772	13,238,569	30	58,630	4
																		5
														135	412,017			6
11	23,822			21	33,588	6	46,218	14	38,527	26	73,744	46	74,799	252	693,801	43	71,507	7
16	344,384			16	46,458	55	348,041			14	34,096	349	1,157,212	540	7,394,951	375	1,346,418	8
159	1,266,785			67	448,179	9	201,540	15	87,207	34	102,336	53	382,850	102	757,682	79	594,664	9
												27	21,136	55	68,217	23	24,851	10
8	2,889			23	6,157					3	532	22	7,784	29	5,676	31	10,744	11
73	49,345			22	11,449	13	115,589	6	2,352	26	18,978	27	174,853	127	237,486	45	104,638	12
449	1,711,839			154	83,969	511	1,515,691	48	35,536	196	141,469	1,382	1,342,694	4,919	15,872,045	1,783	3,785,231	13
24	19,108			41	21,411	38	30,120	5	4,334	24	8,572	398	186,363	390	468,659	245	156,102	14
4	3,558			15	11,108	294	956,250					565	751,479	798	1,821,915	1,151	2,360,487	15
232	1,511,722			28	25,082	122	422,432	13	10,914	103	99,487	95	200,027	2,769	10,867,617	30	42,155	16
																		17
														134	362,102			18
4	3,282			6	2,010	4	9,843	12	7,188	16	7,614	21	9,970	178	138,445	19	4,392	19
14	62,878			11	5,679	42	81,211			14	6,906	349	177,129	500	2,112,133	268	185,015	20
93	93,881			28	15,829	4	12,274	13	11,669	19	10,277	15	12,590	84	42,475	39	20,146	21
												12	1,633	33	9,974	9	1,669	22
6	534			14	1,281					1	100	9	1,072	10	640	8	850	23
65	16,369			11	1,569	7	3,561	5	1,431	19	8,506	18	2,311	73	48,085	14	14,405	24
351	1,394,025			169	378,923	416	768,671	37	73,155	191	121,394	1,350	1,657,167	3,301	7,186,971	1,683	3,125,137	25
21	10,241			45	18,506	38	37,274	5	7,542	19	4,721	434	165,185	343	233,467	266	134,368	26
1	570					211	146,121					385	173,946	437	177,125	872	418,455	27
142	145,129			9	3,977	94	55,374	4	1,915	29	8,132	58	34,407	1,572	869,141	13	7,699	28
																		29
														38	7,408			30
8	3,402			19	8,620	6	7,312	12	6,305	19	6,964	38	15,786	213	106,109	30	18,083	31
16	263,557			16	27,895	54	238,153			14	20,382	349	763,598	540	4,968,214	875	930,687	32
145	953,806			63	316,972	8	186,942	15	57,383	30	60,068	53	329,775	97	639 898	78	533 306	33
												14	1,957	19	3,514	15	2,976	34
2	320			7	515					1	17	9	686	3	88	12	1,047	35
16	17,000			10	2,438	5	107,395	1	10	9	1,090	10	166,827	39	162,007	22	78,516	36
391	398 531			170	152,509	443	151,193	37	39,412	105	80,585	1,440	569 877	4,191	3,188,478	1,802	664,354	37
24	16,357			47	20,708	41	19,074	5	6,242	20	7,898	448	191,343	394	231,770	276	128,645	38
1	24			4	168	237	58,956					449	133,865	556	165,144	964	298,293	39
141	57,223			12	2,424	94	34,304	3	1,137	33	10,713	75	17,179	2,185	1,016,898	19	5,424	40
																		41
														81	29 069			42
11	14,833			21	18,489	6	27,174	14	19,788	26	52,763	46	41,056	252	408,300	48	41,864	43
14	14,345			13	8,305	48	17,775			7	4,171	324	138,716	501	211,194	352	143,898	44
110	191,395			53	100,054	6	1,350	13	11,782	12	3,805	42	29,940	72	60,669	70	22,187	45
												27	13,846	55	47,792	23	17,127	46
4	218			10	574					1	65	15	1,092	22	1,097	25	2,338	47
16	2,136			10	1,787	11	2,490	2	463	6	1,170	14	2,840	73	16,545	30	4,578	48
15	9,568			15	3,060			6	1,214	78	12,837	1	80	23	1,208	3	25	49
1	400			2	60			1	49	10	1,238			4	303			50
				1	80									1	1	2	24	51
2	235									37	3,309			12	634			52
																		53
														1	150			54
				1	125			2	1,130	6	372			3	112			55
				1	75									2	2	1	1	56
3	560			4	526			1	23	14	1,912	1	80					57
																		58
1	150			4	292													59
6	8,233			2	1,900			1	12	8	5,906							60
491	82,948			225	58,219	487	99,404	43	14,300	168	34,971	1,507	300,159	4,671	339,707	1,294	430,764	61
27	5,287			52	14,861	42	9,748	5	1,650	24	5,904	459	97,619	406	75,760	280	67,254	62
1	243			13	1,090	257	50,650					472	82,494	636	105,860	1,049	330,421	63
188	36,392			35	5,374	111	23,098	7	1,748	62	11,459	80	17,376	2,510	464,279	24	3,352	64
																		65
														105	13,268			66
11	2,305			21	4,344	6	1 889	14	4,116	26	6,031	46	7,987	247	40,835	43	7,168	67
15	3,604			16	4,504	52	10,902			13	2,637	330	72,769	527	103,406	365	86,817	68
121	27,143			56	14,796	7	974	14	6,350	24	6,254	47	10,465	77	14,640	74	19,025	69
												27	3,650	49	6,937	23	3,079	70
8	1,667			23	3,495					3	350	22	4,934	29	3,851	31	6,509	71
50	5,607			19	3,755	12	2,143	3	436	16	2,306	15	2,875	85	10,849	35	7,139	72
18	1,463			18	2,307	18	1,908	8	675	7	1,496	75	6,060	48	7,697	35	4,071	73
2	76			3	215	3	181			1	143	27	2,962	6	1,150	5	563	74
						10	857					24	1,394	9	1,053	17	2,218	75
4	272			3	310	2	326	1	100	3	245	1	120	20	3,949			76
																		77
														2	106			78
								1	75	3	1,108	6	150	3	335			79
				1	7	2	385					14	973	5	540	5	470	80
4	990			2	289			1	500			2	369	2	385	5	410	81
																		82
												1	109			1	110	83
2	135			3	1 656	1	60							1	300	2	300	84

COUNTY TABLE IV.—SPECIFIED LIVESTOCK, 1930, AND

[See NOTE,

	TYPE OF FARM, BY CLASS OF ANIMALS (See definitions in Introduction)	THE STATE		ADAMS		ALAMOSA		ARAPAHOE		ARCHULETA	
		Farms reporting	Animals or quantity	Farms reporting	Animals or quantity	Farms reporting	Animals or quantity	Farms reporting	Animals or quantity	Farms reporting	Animals or quantity
	General farms										
1	Horses and mules, excluding colts ..... number	7,674	45,399	168	1,019	27	138	115	691	50	242
2	Cows and heifers kept mainly for milk ..... number	7,105	42,211	150	1,105	21	108	115	756	34	182
3	beef ..... number	1,436	16,421	20	197	6	31	8	63	13	100
4	Other cattle, including calves ..... number	7,116	82,131	146	1,553	27	273	106	1,547	39	322
5	Sows and gilts ..... number	3,165	10,073	61	192	13	68	30	143	13	30
6	Other hogs, excl pigs under 3 mos old ..... number	3,934	34,513	73	918	10	52	59	650	29	155
	Cash-grain farms										
7	Horses and mules, excluding colts ..... number	7,503	50,528	280	1,881	8	40	180	1,125	16	70
8	Cows and heifers kept mainly for milk ..... number	6,319	30,061	214	1,045	5	15	151	766	8	36
9	beef ..... number	1,085	12,114	37	362	1	5	12	217	2	4
10	Other cattle, including calves ..... number	6,130	57,676	194	1,795	4	14	136	1,458	8	61
11	Sows and gilts ..... number	3,520	14,558	91	260	3	6	39	148	3	10
12	Other hogs, excl pigs under 3 mos old ..... number	3,865	47,538	99	771	2	18	75	648	6	48
	Crop-specialty farms										
13	Horses and mules, excluding colts ..... number	12,078	75,274	416	2,485	236	1,637	117	714	34	220
14	Cows and heifers kept mainly for milk ..... number	9,943	43,574	333	1,914	212	952	93	500	20	86
15	beef ..... number	1,214	18,488	17	190	33	615	5	44	7	38
16	Other cattle, including calves ..... number	8,703	83,101	288	2,199	203	2,209	81	649	19	150
17	Sows and gilts ..... number	3,421	12,810	83	256	140	794	20	47	4	11
18	Other hogs, excl pigs under 3 mos old ..... number	4,902	45,870	131	857	136	2,231	34	198	12	43
	Fruit farms										
19	Horses and mules, excluding colts ..... number	1,142	2,559	2	3			4	5		
20	Cows and heifers kept mainly for milk ..... number	942	2,242	3	6			5	5		
21	beef ..... number	32	303								
22	Other cattle, including calves ..... number	602	2,638	1	12			2	3		
23	Sows and gilts ..... number	170	409								
24	Other hogs, excl pigs under 3 mos old ..... number	279	1,601								
	Truck farms										
25	Horses and mules, excluding colts ..... number	1,614	5,316	302	621	2	28	39	75		
26	Cows and heifers kept mainly for milk ..... number	844	2,027	60	152	2	13	13	19		
27	beef ..... number	55	702					1	1		
28	Other cattle, including calves ..... number	546	2,884	26	152	2	17	6	38		
29	Sows and gilts ..... number	171	485	3	9	1	1	1	1		
30	Other hogs, excl pigs under 3 mos old ..... number	451	2,169	62	137	2	2	5	15		
	Dairy farms										
31	Horses and mules, excluding colts ..... number	3,045	16,292	134	713	27	208	138	654	19	86
32	Cows and heifers kept mainly for milk ..... number	3,385	42,859	147	2,211	30	557	155	2,634	19	203
33	beef ..... number	285	3,133	4	38	3	48	6	107	2	15
34	Other cattle, including calves ..... number	3,298	54,698	141	2,125	31	834	148	2,501	19	369
35	Sows and gilts ..... number	798	2,299	22	100	11	45	14	41	3	13
36	Other hogs, excl pigs under 3 mos old ..... number	1,189	7,594	36	357	17	114	45	301	12	116
	Animal-specialty farms										
37	Horses and mules, excluding colts ..... number	5,021	41,031	47	373	29	322	35	284	9	43
38	Cows and heifers kept mainly for milk ..... number	4,169	24,783	33	181	30	189	30	292	6	20
39	beef ..... number	1,741	53,213	10	201	7	152	10	352	3	24
40	Other cattle, including calves ..... number	4,549	128,009	39	792	25	445	34	990	6	52
41	Sows and gilts ..... number	2,572	15,304	25	120	21	160	14	124	3	20
42	Other hogs, excl pigs under 3 mos old ..... number	3,050	62,139	28	1,934	19	413	22	604	7	49
	Stock ranches										
43	Horses and mules, excluding colts ..... number	4,261	49,465	18	240	30	403	18	218	105	801
44	Cows and heifers kept mainly for milk ..... number	2,437	15,498	8	89	9	67	11	85	55	308
45	beef ..... number	3,063	267,035	14	1,066	23	3,676	10	1,168	65	3,299
46	Other cattle, including calves ..... number	4,000	386,244	18	1,066	26	5,389	17	3,241	53	6,577
47	Sows and gilts ..... number	909	3,289	6	16	2	7	8	48	21	81
48	Other hogs, excl pigs under 3 mos old ..... number	1,458	12,963	9	94	7	36	9	233	59	429
	Poultry farms										
49	Horses and mules, excluding colts ..... number	712	2,352	32	81			47	111	11	35
50	Cows and heifers kept mainly for milk ..... number	828	2,413	33	71			59	102	11	33
51	beef ..... number	49	280	3	16			2	2	1	2
52	Other cattle, including calves ..... number	626	3,211	24	77			26	78	9	142
53	Sows and gilts ..... number	89	210	4	4			1	1	1	1
54	Other hogs, excl pigs under 3 mos old ..... number	156	803	5	62			6	22	3	8
	Self-sufficing farms										
55	Horses and mules, excluding colts ..... number	1,304	4,615	18	58	5	47	8	18	51	164
56	Cows and heifers kept mainly for milk ..... number	969	2,224	13	19	7	16	5	11	19	57
57	beef ..... number	152	773							11	37
58	Other cattle, including calves ..... number	788	3,310	5	14	6	20	3	4	21	76
59	Sows and gilts ..... number	170	284	4	7					9	16
60	Other hogs, excl pigs under 3 mos old ..... number	409	1,233	7	26	2	11	3	8	22	86
	Abnormal and unclassified farms										
61	Horses and mules, excluding colts ..... number	4,225	21,454	112	394	24	123	80	330	58	145
62	Cows and heifers kept mainly for milk ..... number	3,084	11,001	89	360	25	62	68	169	16	42
63	beef ..... number	546	11,810	4	177	4	6	2	21	11	57
64	Other cattle, including calves ..... number	2,432	47,245	57	357	17	61	43	570	19	74
65	Sows and gilts ..... number	718	3,052	29	722	4	5	8	20	9	23
66	Other hogs, excl pigs under 3 mos old ..... number	1,169	19,333	34	9,025	9	38	29	193	25	132
	SPECIFIED ITEMS, BY TWO TYPES OF FARMS										
67	Steers, 2 years old and over — Ranches ..... number		58,657		30		745		1,266		978
68	Steers, 2 years old and over — All other ..... number		50,777		286		275		652		157
69	Sheep, excluding lambs — Ranches ..... number	1,519	1,274,970	8	3,563	7	6,275	6	8,752	57	20,263
70	Sheep, excluding lambs — All other ..... number	2,901	959,530	36	2,298	79	11,882	26	3,668	51	2,472
71	All cows milked — Dairy ..... number	3,533	46,279	156	2,323	32	568	159	2,867	20	231
72	All cows milked — All other ..... number	39,773	188,251	955	4,898	336	1,601	573	2,777	221	896
73	Of beef or dual-purpose breeding — Dairy ..... number	835	8,122	12	87	5	84	13	142	3	37
74	Of beef or dual-purpose breeding — All other ..... number	14,715	77,543	173	903	105	522	124	781	92	247
75	Milk produced — Dairy ..... No and gals	3,533	30,400,013	156	1,770,105	32	381,203	159	2,266,308	20	151,321
76	Milk produced — All other ..... No and gals	39,773	91,505,764	955	2,811,912	336	828,727	573	1,458,595	221	420,621
77	Production, per cow — Dairy ..... gallons		657		762		671		790		655
78	Production, per cow — All other ..... gallons		486		574		518		525		469
79	Whole milk sold — Dairy ..... gallons		17,945,464		1,574,063		208,879		1,728,402		9,755
80	Whole milk sold — All other ..... gallons		18,135,731		1,386,363		105,385		394,031		2,343
81	Cream sold as butterfat — Dairy ..... pounds		3,104,446		34,778		34,290		83,430		40,105
82	Cream sold as butterfat — All other ..... pounds		14,103,841		215,026		148,793		212,400		79,246
83	Chickens over 3 months old on farms, Apr 1, 1930 — Poultry ..... number	1,575	476,258	119	32,307			172	65,387	12	502
84	Chickens over 3 months old on farms, Apr 1, 1930 — All other ..... number	47,426	3,176,796	1,544	102,181	376	23,707	868	71,991	306	9,715
85	Chicken eggs produced — Poultry ..... dozens		4,872,342		330,662				501,046		5,935
86	Chicken eggs produced — All other ..... dozens		22,471,014		737,016		172,512		477,225		63,300
87	Production, per chicken on hand — Poultry ..... dozens		10.2		10.2				9.2		7.4
88	Production, per chicken on hand — All other ..... dozens		7.1		7.2		7.3		6.6		6.5

LIVESTOCK PRODUCTS, 1929, BY TYPE OF FARM

bottom of p 8]

BACA		BENT		BOULDER		CHAFFEE		CHEYENNE		CLEAR CREEK		CONEJOS		COSTILLA		CROWLEY		
Farms reporting	Animals or quantity	Farms reporting	Animals or quantity	Farms reporting	Animals or quantity	Farms reporting	Animals or quantity	Farms reporting	Animals or quantity	Farms reporting	Animals or quantity	Farms reporting	Animals or quantity	Farms reporting	Animals or quantity	Farms reporting	Animals or quantity	
226	2,001	123	919	170	673	69	313	119	1,018	-	-	117	507	85	329	76	401	1
188	1,354	109	687	198	1,133	59	312	100	895	-	-	98	341	55	140	65	273	2
85	1,018	19	272	12	120	22	262	39	533	-	-	28	246	30	139	13	137	3
230	3,139	108	1,330	182	1,743	63	729	121	2,297	-	-	100	627	56	327	67	563	4
86	269	54	143	50	215	49	201	63	212	-	-	72	308	21	115	29	98	5
151	1,196	49	510	54	682	48	645	78	860	-	-	58	438	61	490	36	435	6
362	2,743	80	576	122	557	-	-	193	1,783	-	-	53	218	6	18	-	-	7
298	1,458	59	309	121	646	-	-	150	954	-	-	21	98	3	3	-	-	8
92	1,527	8	111	10	69	-	-	45	718	-	-	3	34	-	-	-	-	9
328	3,466	54	468	117	822	1	35	164	2,802	-	-	16	157	2	4	-	-	10
116	883	25	77	19	51	-	-	98	288	-	-	15	71	2	5	-	-	11
211	2,141	29	311	28	237	-	-	114	1,289	-	-	12	81	2	4	-	-	12
371	3,241	183	1,300	242	1,310	29	130	5	21	3	12	342	1,609	122	442	274	1,693	13
279	1,418	160	593	217	1,113	14	38	2	4	2	2	184	597	64	144	221	673	14
100	1,281	7	36	20	255	9	152	-	-	-	-	41	725	6	22	28	459	15
337	3,292	121	749	198	1,664	16	174	2	18	2	3	176	1,719	60	202	191	1,688	16
105	304	62	213	41	122	18	89	1	1	-	-	178	726	42	211	76	218	17
220	1,872	65	995	41	418	14	225	3	28	-	-	147	1,806	77	1,662	130	898	18
-	-	-	-	19	34	-	-	-	-	-	-	-	-	-	-	4	11	19
-	-	-	-	26	63	-	-	-	-	-	-	-	-	-	-	2	3	20
-	-	-	-	1	3	-	-	-	-	-	-	-	-	-	-	-	-	21
-	-	-	-	16	54	-	-	-	-	-	-	-	-	-	-	2	2	22
-	-	-	-	2	4	-	-	-	-	-	-	-	-	-	-	1	7	23
-	-	-	-	3	21	-	-	-	-	-	-	-	-	-	-	-	-	24
-	-	29	211	12	56	17	72	-	-	-	-	27	149	99	350	48	221	25
-	-	7	11	9	25	11	35	-	-	-	-	11	32	56	140	29	52	26
-	-	2	5	-	-	3	27	-	-	-	-	1	1	12	126	1	24	27
-	-	8	23	5	13	9	77	-	-	-	-	10	51	49	340	23	103	28
-	-	4	9	-	-	5	13	-	-	-	-	11	40	26	109	9	41	29
-	-	9	27	-	-	6	20	-	-	-	-	8	113	62	521	14	146	30
32	243	35	250	159	630	17	86	31	313	2	5	36	155	-	-	10	60	31
31	310	33	328	196	2,103	20	328	31	414	3	22	59	451	-	-	15	155	32
5	82	3	43	8	116	1	1	4	58	-	-	5	74	-	-	-	-	33
33	401	34	548	183	2,226	20	363	30	690	2	39	52	468	-	-	13	153	34
14	36	8	13	27	89	6	25	19	39	-	-	16	48	-	-	2	4	35
21	123	19	77	28	125	10	78	19	170	-	-	17	117	-	-	3	8	36
87	791	135	1,152	71	460	22	113	63	846	-	-	88	491	77	338	16	77	37
62	426	112	381	65	311	15	54	69	733	-	-	59	214	51	123	14	57	38
50	1,321	17	724	13	379	11	469	41	1,389	-	-	39	902	19	333	5	95	39
86	2,190	96	1,392	73	1,439	22	469	83	3,070	-	-	70	1,141	50	394	12	163	40
43	233	44	255	24	135	20	125	58	290	-	-	62	323	33	195	7	100	41
71	1,608	47	712	27	464	18	524	60	1,073	-	-	55	695	61	1,029	13	480	42
98	1,696	75	938	23	150	25	200	78	753	3	29	158	1,025	13	127	44	566	43
49	263	30	163	15	133	14	98	52	531	3	13	81	297	11	48	23	150	44
90	4,152	53	5,779	18	642	21	2,079	69	4,962	1	30	71	4,340	6	438	38	3,153	45
100	6,486	71	7,774	23	1,066	26	2,353	82	7,343	3	46	121	6,865	12	633	44	4,464	46
29	67	19	38	3	7	9	47	31	63	-	-	70	234	1	4	9	25	47
46	616	20	190	2	8	8	208	45	496	-	-	63	518	8	27	16	133	48
13	57	14	89	22	46	3	4	11	63	-	-	6	16	-	-	9	24	49
10	48	14	68	72	163	4	10	8	58	-	-	8	30	-	-	11	52	50
3	13	1	5	-	-	-	-	3	13	-	-	1	1	-	-	1	2	51
11	72	8	61	45	154	4	9	10	123	-	-	7	30	-	-	8	43	52
1	1	1	1	5	10	-	-	3	3	-	-	4	13	-	-	1	1	53
2	4	7	19	2	9	-	-	2	7	-	-	3	10	-	-	2	3	54
23	130	16	74	15	32	16	35	4	19	4	7	39	111	37	85	3	12	55
16	49	13	30	17	52	12	30	4	14	4	6	31	55	20	26	4	8	56
4	26	3	7	1	5	-	-	1	6	1	5	4	16	3	12	-	-	57
18	113	13	49	13	46	10	38	4	24	4	14	26	55	16	28	4	10	58
8	17	5	10	-	-	4	6	1	1	-	-	20	30	3	4	2	4	59
9	22	10	50	-	-	3	16	1	1	1	4	18	69	29	73	2	7	60
147	1,010	108	737	100	388	20	132	39	290	15	183	112	367	43	149	63	389	61
112	520	72	306	129	346	20	100	26	134	9	33	52	101	26	73	40	114	62
37	391	13	117	6	54	3	256	6	83	6	57	18	190	5	26	7	137	63
115	862	60	395	93	552	19	293	28	533	11	104	38	226	27	107	37	1,497	64
28	106	20	61	21	62	2	50	11	30	-	-	49	96	12	36	12	24	65
59	367	26	305	18	89	5	108	16	150	1	2	25	76	26	121	17	95	66
-	232	-	666	-	34	-	171	-	1,252	-	-	-	486	-	101	-	491	67
-	311	-	239	-	836	-	83	-	664	-	36	-	226	-	110	-	1,027	68
13	8,554	14	8,570	4	5,646	8	8,542	12	7,696	1	51	149	102,558	15	18,033	4	2,167	69
18	1,646	77	14,571	83	12,841	20	2,377	33	2,753	1	5	171	18,529	152	23,606	23	3,043	70
34	347	36	360	202	2,214	21	294	31	449	3	25	61	541	-	-	15	135	71
1,209	6,455	611	2,620	911	4,172	160	716	481	3,392	22	72	626	1,984	323	750	436	1,594	72
19	153	13	128	17	135	4	13	19	261	1	5	3	22	-	-	7	62	73
754	4,128	157	716	112	801	66	226	254	2,700	16	51	127	400	110	244	123	590	74
34	157,085	36	183,752	202	1,486,656	21	190,741	31	203,560	3	19,940	61	309,681	-	-	15	77,630	75
1,209	2,328,076	611	1,148,517	911	2,434,622	160	374,639	481	1,281,329	22	26,300	626	1,065,716	323	356,502	436	778,812	76
-	539	-	534	-	671	-	649	-	453	-	796	-	739	-	-	-	575	77
-	359	-	438	-	854	-	533	-	363	-	393	-	547	-	475	-	490	78
-	31,800	-	65,638	-	1,147,226	-	102,546	-	9,600	-	16,980	-	300,960	-	-	-	27,775	79
-	99,900	-	335,651	-	1,534,144	-	64,369	-	4,910	-	9,570	-	410,219	-	5,265	-	30,665	80
-	33,496	-	36,335	-	72,341	-	17,436	-	45,651	-	200	-	14,961	-	-	-	12,233	81
-	451,251	-	98,743	-	95,086	-	60,916	-	293,424	-	940	-	75,152	-	46,538	-	150,304	82
18	2,752	15	3,012	114	44,860	8	1,630	11	3,719	-	-	12	1,319	-	-	17	2,790	83
1,371	99,447	764	61,440	1,141	89,120	335	10,352	542	53,973	35	1,147	762	28,879	418	13,913	522	29,613	84
-	25,815	-	30,893	-	457,749	-	18,667	-	42,937	-	-	-	15,855	-	-	-	29,319	85
-	642,727	-	405,912	-	592,985	-	74,479	-	307,145	-	7,358	-	172,934	-	90,411	-	219,733	86
-	10.5	-	10.3	-	10.2	-	11.5	-	11.5	-	-	-	12.0	-	-	-	10.5	87
-	6.5	-	7.6	-	6.7	-	7.2	-	7.4	-	6.4	-	6.0	-	6.5	-	7.4	88

COUNTY TABLE IV.—SPECIFIED LIVESTOCK, 1930, AND

[See NOTE,

	TYPE OF FARM, BY CLASS OF ANIMALS (See definitions in Introduction)	CUSTER		DELTA		DENVER		DOLORES		DOUGLAS	
		Farms reporting	Animals or quantity	Farms reporting	Animals or quantity	Farms reporting	Animals or quantity	Farms reporting	Animals or quantity	Farms reporting	Animals or quantity
	General farms										
1	Horses and mules, excluding colts ... number	39	214	321	1,179			25	97	30	186
2	Cows and heifers kept mainly for milk ... number	24	176	335	1,539			25	107	33	369
3	beef ... number	23	297	23	181					8	144
4	Other cattle, including calves ... number	36	486	297	2,240			23	144	35	651
5	Sows and gilts ... number	10	15	104	221			1	1	11	26
6	Other hogs, excl pigs under 3 mos old ... number	23	65	147	688			13	42	17	111
	Cash-grain farms										
7	Horses and mules, excluding colts ... number			32	115			22	86	16	90
8	Cows and heifers kept mainly for milk ... number			25	64			18	55	14	160
9	beef ... number			2	6			1	3	3	23
10	Other cattle, including calves ... number			21	92			14	47	16	216
11	Sows and gilts ... number			8	22			4	11	3	9
12	Other hogs, excl pigs under 3 mos old ... number			10	47			7	58	5	68
	Crop-specialty farms										
13	Horses and mules, excluding colts ... number	115	579	221	1,053	4	21	29	101	16	83
14	Cows and heifers kept mainly for milk ... number	55	247	184	728	3	5	25	59	11	87
15	beef ... number	41	559	9	132					2	8
16	Other cattle, including calves ... number	72	977	144	1,083	2	11	19	71	12	141
17	Sows and gilts ... number	9	19	65	145	1	3	1	4		
18	Other hogs, excl pigs under 3 mos old ... number	46	179	90	449	1	11	10	25	4	12
	Fruit farms										
19	Horses and mules, excluding colts ... number			331	904						
20	Cows and heifers kept mainly for milk ... number			307	963						
21	beef ... number			15	212						
22	Other cattle, including calves ... number			240	1,307						
23	Sows and gilts ... number			50	141						
24	Other hogs, excl pigs under 3 mos old ... number			112	535						
	Truck farms										
25	Horses and mules, excluding colts ... number	10	51	38	131	23	34				
26	Cows and heifers kept mainly for milk ... number	6	19	30	70	3	5				
27	beef ... number	2	80								
28	Other cattle, including calves ... number	8	128	23	97	1	6				
29	Sows and gilts ... number	1	4	11	29	1	1				
30	Other hogs, excl pigs under 3 mos old ... number	1	3	22	65	2	3				
	Dairy farms										
31	Horses and mules, excluding colts ... number	23	131	100	429	8	27			151	881
32	Cows and heifers kept mainly for milk ... number	28	428	103	1,051	20	422			172	3,380
33	beef ... number	5	37	13	98					12	197
34	Other cattle, including calves ... number	26	482	100	1,399	19	502			171	5 056
35	Sows and gilts ... number	9	22	21	43					25	67
36	Other hogs, excl pigs under 3 mos old ... number	16	51	47	174					49	306
	Animal-specialty farms										
37	Horses and mules, excluding colts ... number	22	157	154	1,180			15	85	35	230
38	Cows and heifers kept mainly for milk ... number	7	29	125	578			10	47	27	354
39	beef ... number	18	431	75	5,711			12	513	12	325
40	Other cattle, including calves ... number	21	507	149	8,093			15	612	38	1,550
41	Sows and gilts ... number	7	16	57	210			2	9	12	41
42	Other hogs, excl pigs under 3 mos old ... number	10	89	73	725			6	39	21	195
	Stock ranches										
43	Horses and mules, excluding colts ... number	55	501	26	199			12	261	64	619
44	Cows and heifers kept mainly for milk ... number	25	171	15	58			2	3	30	581
45	beef ... number	45	2,702	7	465			8	181	43	2,776
46	Other cattle including calves ... number	53	2,952	20	851			11	249	65	5,699
47	Sows and gilts ... number	9	21	3	13			1	2	10	25
48	Other hogs, excl pigs under 3 mos old ... number	26	141	4	34			2	11	22	290
	Poultry farms										
49	Horses and mules excluding colts ... number			42	120	3	3			7	30
50	Cows and heifers kept mainly for milk ... number			43	103	5	5			4	20
51	beef ... number									2	69
52	Other cattle including calves ... number			33	101	2	2			4	134
53	Sows and gilts ... number			3	5	1	1				
54	Other hogs, excl pigs under 3 mos old ... number			10	21					1	2
	Self-sufficing farms										
55	Horses and mules, excluding colts ... number	14	44	30	79			22	73	6	24
56	Cows and heifers kept mainly for milk ... number	9	20	36	68			19	49	6	22
57	beef ... number	3	20								
58	Other cattle, including calves ... number	9	52	20	45			15	63	5	31
59	Sows and gilts ... number			5	9			2	4	1	1
60	Other hogs, excl pigs under 3 mos old ... number	2	6	7	12			7	17		
	Abnormal and unclassified farms										
61	Horses and mules, excluding colts ... number	49	241	103	307	11	27	49	137	20	321
62	Cows and heifers kept mainly for milk ... number	22	81	109	238	9	42	34	79	15	451
63	beef ... number	10	321	7	38			1	5	6	361
64	Other cattle, including calves ... number	25	378	70	1,832	4	22	24	95	17	695
65	Sows and gilts ... number	5	14	16	21	3	13	2	5	1	3
66	Other hogs, excl pigs under 3 mos. old ... number	10	43	33	77	4	54	11	27	6	38
	SPECIFIED ITEMS, BY TWO TYPES OF FARMS										
67	Steers, 2 years old and over ... Ranches ... number		122		17				82		606
68	Steers, 2 years old and over ... All other ... number		114		1,998		7		49		709
69	Sheep, excluding lambs ... Ranches ... number	9	4,298	16	17,745			7	4 835	5	1,251
70	Sheep, excluding lambs ... All other ... number	14	3,795	168	32,832			7	267	7	431
71	All cows milked ... Dairy ... number	29	448	100	1 216	20	494			176	3 624
72	All cows milked ... All other ... number	223	1,136	1,263	4,494	19	63	139	437	187	2,361
73	Of beef or dual purpose breeding ... Dairy ... number	9	54	17	152	1	2			44	675
74	Of beef or dual purpose breeding ... All other ... number	147	702	183	582			45	160	82	906
75	Milk produced ... Dairy ... No and gals	29	268 341	109	765, 217	20	409 040			176	2, 118, 732
76	Milk produced ... All other ... No and gals	223	450, 550	1, 263	2, 495, 056	19	36, 120	139	187 151	187	1, 085, 853
77	Production, per cow ... Dairy ... gallons		572		629		828				595
78	Production, per cow ... All other ... gallons		397		555		573		428		480
79	Whole milk sold ... Dairy ... gallons		169 100		294 121		391 490				1 424 865
80	Whole milk sold ... All other ... gallons		117 551		391, 270		17 733		5, 261		532, 693
81	Cream sold as butterfat ... Dairy ... pounds		25 256		125, 985		228				194 329
82	Cream sold as butterfat ... All other ... pounds		54, 617		421 316		1, 167		25, 960		133, 751
83	Chickens over 3 months old on farms, Apr 1, 1930 ... Poultry ... number			53	6 662	34	13 631			11	3, 820
84	Chickens over 3 months old on farms, Apr 1, 1930 ... All other ... number	208	11, 280	1, 425	68 820	72	5, 372	146	5, 159	368	27 027
85	Chicken eggs produced ... Poultry ... dozens				74, 115		145 255				39 337
86	Chicken eggs produced ... All other ... dozens		71, 768		559 015		36, 343		31, 818		185, 195
87	Production, per chicken on hand ... Poultry ... dozens				11 1		10 7				10. 3
88	Production, per chicken on hand ... All other ... dozens		6. 4		8. 1		6. 8		6. 2		6. 9

LIVESTOCK PRODUCTS, 1929, BY TYPE OF FARM—Continued

bottom of p. 8]

EAGLE		ELBERT		EL PASO		FREMONT		GARFIELD		GILPIN		GRAND		GUNNISON		HINSDALE		
Farms reporting	Animals or quantity	Farms reporting	Animals or quantity	Farms reporting	Animals or quantity	Farms reporting	Animals or quantity	Farms reporting	Animals or quantity	Farms reporting	Animals or quantity	Farms reporting	Animals or quantity	Farms reporting	Animals or quantity	Farms reporting	Animals or quantity	
59	377	239	1,560	279	1,798	112	297	123	585	2	6	21	161	21	191	-	-	1
50	304	231	2,276	282	2,294	109	331	133	683	2	3	20	184	24	191	-	-	2
18	389	48	509	35	569	11	98	22	275	3	11	4	20	11	169	-	-	3
50	1,312	237	4,038	269	3,570	78	452	115	1,417	5	43	19	346	25	514	-	-	4
15	31	114	293	85	197	43	85	51	159	-	-	4	18	3	7	-	-	5
20	52	122	1,360	159	1,040	49	381	73	518	-	-	6	27	10	42	-	-	6
6	29	161	1,043	28	180	7	23	22	127	-	-	-	-	-	-	-	-	7
4	10	139	838	21	92	6	12	14	56	-	-	-	-	-	-	-	-	8
-	-	27	167	5	30	1	2	2	8	-	-	-	-	-	-	-	-	9
4	15	139	1,429	18	826	4	12	14	90	-	-	-	-	-	-	-	-	10
2	4	61	159	5	31	1	1	3	14	-	-	-	-	-	-	-	-	11
2	18	89	626	7	90	2	5	9	30	-	-	-	-	-	-	-	-	12
113	745	348	2,138	390	2,413	48	185	269	1,456	5	7	30	226	42	304	2	7	13
82	404	282	1,659	343	2,060	28	89	240	1,018	3	11	21	90	31	172	-	-	14
40	959	32	202	38	509	6	101	33	763	2	13	4	24	8	99	-	-	15
80	3,544	263	2,466	320	2,968	24	183	216	2,447	6	55	21	136	25	477	1	3	16
41	122	144	285	120	257	10	24	109	429	-	-	-	-	4	8	-	-	17
53	275	175	1,658	187	1,145	12	201	126	1,282	1	5	7	17	11	29	-	-	18
-	-	-	-	-	-	94	136	82	88	-	-	-	-	-	-	-	-	19
-	-	-	-	-	-	57	86	30	63	-	-	-	-	-	-	-	-	20
-	-	-	-	-	-	1	1	2	13	-	-	-	-	-	-	-	-	21
-	-	-	-	-	-	33	64	15	82	-	-	-	-	-	-	-	-	22
-	-	-	-	-	-	12	43	7	11	-	-	-	-	-	-	-	-	23
-	-	-	-	-	-	13	162	7	23	-	-	-	-	-	-	-	-	24
18	81	-	-	14	53	56	97	5	18	-	-	14	78	-	-	-	-	25
9	86	-	-	8	26	28	35	4	11	-	-	5	16	-	-	-	-	26
3	33	-	-	-	-	1	8	1	1	-	-	2	83	-	-	-	-	27
9	79	-	-	6	25	15	61	5	16	-	-	5	66	-	-	-	-	28
2	2	-	-	1	7	3	4	1	3	-	-	2	2	-	-	-	-	29
8	44	-	-	1	25	10	32	-	-	-	-	2	8	-	-	-	-	30
17	98	94	609	141	843	52	191	44	215	3	6	20	198	19	75	-	-	31
17	148	95	1,284	157	2,696	59	436	47	424	4	63	22	332	23	235	-	-	32
-	-	11	191	9	86	7	74	4	23	2	17	5	42	4	34	-	-	33
18	262	97	1,893	156	3,461	56	671	47	613	4	117	21	475	22	305	-	-	34
5	10	39	111	21	66	14	37	14	60	-	-	3	16	5	14	-	-	35
7	59	52	289	37	194	26	196	22	116	1	2	8	46	10	41	-	-	36
15	124	163	1,479	120	818	42	230	53	357	-	-	14	105	-	-	-	-	37
9	42	142	1,628	108	921	31	163	50	333	-	-	12	121	-	-	-	-	38
13	571	61	1 414	33	770	22	1,115	26	444	-	-	6	50	-	-	-	-	39
15	1,047	159	4,090	118	2,392	37	1,348	51	1,502	-	-	14	407	-	-	-	-	40
3	5	96	413	46	163	23	93	26	130	-	-	1	8	-	-	-	-	41
6	50	108	1,738	63	605	27	340	30	326	-	-	7	16	-	-	-	-	42
81	839	77	878	90	897	64	527	169	1,715	4	12	82	1,294	149	1,870	21	240	43
42	258	58	728	65	630	35	177	119	648	1	1	61	527	115	706	16	70	44
53	4,470	53	2,340	65	6,643	55	4,613	117	9,448	5	120	65	4,462	132	14,987	19	1,015	45
69	7,662	77	6,230	90	10,357	63	5,514	148	12,548	5	221	83	6,760	161	16,297	22	1,356	46
16	48	36	150	21	62	9	29	44	181	-	-	7	15	10	21	-	-	47
26	102	43	571	34	290	23	130	67	406	1	10	14	56	49	149	4	7	48
-	-	7	23	18	71	36	66	9	25	-	-	-	-	-	-	-	-	49
-	-	7	21	30	84	42	70	9	24	-	-	-	-	-	-	-	-	50
-	-	-	-	1	1	-	-	-	-	-	-	-	-	-	-	-	-	51
-	-	6	35	20	91	22	59	6	21	-	-	-	-	-	-	-	-	52
-	-	1	4	3	14	2	2	1	1	-	-	-	-	-	-	-	-	53
-	-	1	10	5	30	7	54	1	5	-	-	-	-	-	-	-	-	54
9	45	14	46	26	98	38	80	32	86	2	8	6	25	10	44	-	-	55
6	18	9	18	21	64	33	49	30	71	2	2	6	19	11	36	-	-	56
-	-	-	-	2	4	3	11	2	11	-	-	1	1	2	15	-	-	57
6	27	7	17	17	82	21	71	21	134	3	11	5	26	11	60	-	-	58
-	-	2	3	1	2	7	9	4	8	-	-	-	-	-	-	-	-	59
1	1	2	3	6	12	15	73	5	8	-	-	2	4	2	2	-	-	60
30	202	45	295	89	461	153	453	69	278	7	34	23	163	27	142	8	87	61
17	78	31	148	57	603	102	289	54	211	7	16	11	69	24	78	5	39	62
6	354	2	15	9	159	19	328	6	117	1	10	3	71	2	10	1	8	63
17	562	28	297	51	679	63	360	38	564	6	69	11	300	22	143	6	56	64
2	123	10	18	13	138	16	48	9	22	-	-	-	-	1	3	-	-	65
4	220	13	33	15	1,140	45	249	21	158	2	10	5	18	2	4	-	-	66
-	1,299	-	1,565	-	3,103	-	1,151	-	1,477	-	69	-	204	-	934	-	87	67
-	1,000	-	474	-	541	-	180	-	424	-	41	-	169	-	99	-	8	68
35	11,896	32	17,142	8	6,464	7	917	74	68,773	-	-	21	16,259	61	31,246	14	6,450	69
30	1,178	34	5,029	33	3,217	13	170	84	5,113	-	-	21	1,077	21	1,447	-	-	70
16	160	100	1 302	165	3,092	63	526	48	485	4	52	22	312	23	261	-	-	71
264	1,257	949	7 369	993	6,904	511	1,310	714	3,127	24	74	144	1,090	240	1,413	28	145	72
2	22	49	545	56	670	12	49	16	132	4	50	14	174	9	54	-	-	73
88	407	676	5,099	554	3,870	67	213	233	1,085	10	53	114	846	176	920	21	83	74
18	104,985	100	725,075	165	2,023,525	63	417 779	48	311 663	4	20,250	22	177,104	23	159,140	-	-	75
264	708,095	949	3,558,736	993	3,266,763	511	740,234	714	1,608,813	24	25,495	144	455,548	240	544,880	28	56,022	76
-	656	-	557	-	654	-	794	-	643	-	563	-	506	-	610	-	-	77
-	550	-	487	-	473	-	565	-	514	-	345	-	415	-	326	-	356	78
-	17,815	-	174,077	-	1,502,506	-	273,853	-	68,952	-	14,800	-	52,701	-	60,342	-	-	79
-	31,559	-	305,662	-	649,974	-	162,907	-	56,882	-	10,345	-	49,813	-	7,518	-	16,568	80
-	24,089	-	162,304	-	120,949	-	25,590	-	64,760	-	592	-	27,405	-	16,655	-	-	81
-	133,461	-	862,045	-	551,937	-	61 069	-	331,279	-	150	-	93,121	-	109,758	-	5,312	82
-	-	9	2,597	71	27 320	91	25,566	15	4,425	-	-	-	-	-	-	-	-	83
264	13,332	1,083	77 674	1,173	88,725	787	39,493	793	38,975	28	837	167	5,610	217	6,442	21	543	84
-	-	-	26,270	-	309,030	-	259,375	-	49,451	-	-	-	-	-	-	-	-	85
-	94,380	-	568,208	-	746,602	-	280,680	-	301,241	-	6,369	-	35,651	-	45,500	-	4,569	86
-	-	-	10.1	-	11.3	-	11.0	-	11.2	-	-	-	-	-	-	-	-	87
-	7.1	-	7.3	-	8.6	-	7.1	-	7.7	-	7.7	-	6.9	-	7.1	-	8.1	88

COUNTY TABLE IV.—SPECIFIED LIVESTOCK, 1930, AND

[See NOTE.

	TYPE OF FARM, BY CLASS OF ANIMALS (See definitions in Introduction)	HUERFANO		JACKSON		JEFFERSON		KIOWA		KIT CARSON		LAKE	
		Farms reporting	Animals or quantity	Farms reporting	Animals or quantity	Farms reporting	Animals or quantity	Farms reporting	Animals or quantity	Farms reporting	Animals or quantity	Farms reporting	Animals or quantity
	General farms												
1	Horses and mules, excluding colts ... number	85	372	6	56	130	384	133	987	290	2,528	2	16
2	Cows and heifers kept mainly for milk ... number	57	257	4	20	133	497	122	925	249	1,706	1	1
3	beef ... number	33	321	5	74	18	161	27	405	79	912		
4	Other cattle, including calves ... number	75	706	6	155	105	855	131	1,982	290	3,933	1	1
5	Sows and gilts ... number	17	31	1	2	15	42	77	265	190	679		
6	Other hogs, excl pigs under 3 mos old ... number	44	166	1	1	22	106	78	824	180	1,832		
	Cash-grain farms												
7	Horses and mules, excluding colts ... number	7	35			74	349	159	1,251	634	4,667		
8	Cows and heifers kept mainly for milk ... number	5	22			56	203	118	589	530	2,733		
9	beef ... number	6	75			5	177	37	537	142	1,343		
10	Other cattle, including calves ... number	8	71			55	467	132	1,616	549	5,507		
11	Sows and gilts ... number					11	25	75	249	420	1,785		
12	Other hogs, excl pigs under 3 mos old ... number	2	7			8	20	79	606	396	5,032		
	Crop-specialty farms												
13	Horses and mules, excluding colts ... number	93	390	52	393	52	242	5	39	9	83	7	58
14	Cows and heifers kept mainly for milk ... number	48	146	39	185	46	199	5	10	7	43	3	15
15	beef ... number	23	174	19	246	6	92			3	41	2	17
16	Other cattle, including calves ... number	49	301	36	698	35	339	3	6	7	60	4	50
17	Sows and gilts ... number	12	22	4	6	3	26	1	1	5	13		
18	Other hogs, excl pigs under 3 mos old ... number	35	89	7	10	11	197	1	2	5	28		
	Fruit farms												
19	Horses and mules, excluding colts ... number					111	163						
20	Cows and heifers kept mainly for milk ... number					64	120						
21	beef ... number					1	1						
22	Other cattle, including calves ... number					35	89						
23	Sows and gilts ... number					2	4						
24	Other hogs, excl pigs under 3 mos old ... number					2	5						
	Truck farms												
25	Horses and mules, excluding colts ... number	5	14			146	265						
26	Cows and heifers kept mainly for milk ... number	3	9			64	128						
27	beef ... number	1	6			2	38						
28	Other cattle, including calves ... number	2	9			39	182						
29	Sows and gilts ... number	2	5			4	5						
30	Other hogs, excl pigs under 3 mos old ... number	1	1			7	16						
	Dairy farms												
31	Horses and mules, excluding colts ... number	37	172	6	73	181	735	31	272	47	359	9	39
32	Cows and heifers kept mainly for milk ... number	36	500	6	77	208	2,818	29	314	52	466	11	130
33	beef ... number	13	198	6	59	2	21	9	45	5	51		
34	Other cattle, including calves ... number	37	931	6	119	201	3,373	33	697	53	640	12	158
35	Sows and gilts ... number	12	22	1	1	27	75	15	47	29	75		
36	Other hogs, excl pigs under 3 mos old ... number	15	50	2	3	33	345	17	183	28	164		
	Animal-specialty farms												
37	Horses and mules, excluding colts ... number	102	526			29	189	98	897	310	3,048	5	35
38	Cows and heifers kept mainly for milk ... number	56	343			24	195	78	583	248	1,931	3	3
39	beef ... number	55	1,566			9	213	46	1,045	124	1,968	5	90
40	Other cattle, including calves ... number	85	2,127			22	716	92	2,488	305	6,391	5	129
41	Sows and gilts ... number	26	70			10	61	55	247	229	1,325		
42	Other hogs, excl. pigs under 3 mos old ... number	57	385			10	134	58	769	246	5,210		
	Stock ranches												
43	Horses and mules, excluding colts ... number	147	923	94	2,373	48	435	34	460	24	262	6	58
44	Cows and heifers kept mainly for milk ... number	66	383	65	388	27	265	18	105	16	114	4	4
45	beef ... number	91	6,045	77	13,604	39	2,680	30	1,951	18	1,054	3	175
46	Other cattle, including calves ... number	128	6,755	94	15,047	48	4,162	38	3,884	23	1,765	4	247
47	Sows and gilts ... number	32	58	13	26	5	27	7	36	17	159		
48	Other hogs, excl pigs under 3 mos old ... number	64	230	20	39	11	125	8	241	19	829		
	Poultry farms												
49	Horses and mules, excluding colts ... number	11	27			63	113	6	30	10	73		
50	Cows and heifers kept mainly for milk ... number	8	22			55	159	6	28	8	31		
51	beef ... number	1	1			2	11	1	10	1	5		
52	Other cattle, including calves ... number	8	51			41	206	6	63	10	61		
53	Sows and gilts ... number							1	1	3	11		
54	Other hogs, excl pigs under 3 mos old ... number	4	16			6	15	1	1	8	66		
	Self-sufficing farms												
55	Horses and mules, excluding colts ... number	67	186			39	85	11	52	17	80		
56	Cows and heifers kept mainly for milk ... number	33	84			35	60	8	24	14	51		
57	beef ... number	12	46			3	14			4	15		
58	Other cattle, including calves ... number	38	130			18	63	5	19	13	52		
59	Sows and gilts ... number	9	13			1	1	2	3	6	8		
60	Other hogs, excl pigs under 3 mos old ... number	32	67			3	12	4	7	7	38		
	Abnormal and unclassified farms												
61	Horses and mules, excluding colts ... number	110	369	18	108	165	459	38	282	79	645	7	65
62	Cows and heifers kept mainly for milk ... number	56	167	8	16	161	402	31	105	59	254	5	32
63	beef ... number	27	240	5	25	16	322	7	53	15	439		
64	Other cattle, including calves ... number	56	345	11	48	97	856	26	5,487	57	645	5	43
65	Sows and gilts ... number	7	11			12	32	9	18	37	128		
66	Other hogs, excl pigs under 3 mos old ... number	32	95	1	1	43	234	9	46	34	347		
	SPECIFIED ITEMS, BY TWO TYPES OF FARMS												
67	Steers, 2 years old and over ... Ranches ... number		235		1,135		700		1,301		241		30
68	Steers, 2 years old and over ... All other ... number		125		44		397		3,403		701		37
69	Sheep, excluding lambs ... Ranches ... number	72	32,740	28	22,967	5	1,653	6	8,971	4	980	2	975
70	Sheep, excluding lambs ... All other ... number	101	11,075	14	1,251	28	2,341	16	2,898	43	5,620	2	9
71	All cows milked ... Dairy ... number	40	653	6	85	215	3,003		405	56	523	12	173
72	All cows milked ... All other ... number	470	1,733	135	803	686	2,300	435	2,705	1,287	7,893	19	71
73	Of beef or dual-purpose breeding ... Dairy ... number	17	120	6	63	26	316	19	226	28	248		
74	Of beef or dual-purpose breeding ... All other ... number	291	1,003	116	658	88	360	242	1,557	982	6,038	3	8
75	Milk produced ... Dairy ... No and gals	40	359,492	6	45,850	215	2,220,486	33	158,775	56	279,523	12	108,675
76	Milk produced ... All other ... No and gals	470	669,986	135	304,975	686	1,405,355	435	981,615	1,287	3,255,716	19	32,850
77	Production, per cow ... Dairy ... gallons		568		539		739		392		534		628
78	Production, per cow ... All other ... gallons		387		455		638		363		412		463
79	Whole milk sold ... Dairy ... gallons		216,838		6,000		1,912,896		12,200		44,277		90,475
80	Whole milk sold ... All other ... gallons		123,122		6,061		822,918		5,986		27,765		10,160
81	Cream sold as butterfat ... Dairy ... pounds		36,708		9,625		46,832		42,763		64,860		3,858
82	Cream sold as butterfat ... All other ... pounds		66,370		70,939		45,442		215,154		697,271		2,426
83	Chickens over 3 months old on farms, Apr 1, 1930 ... Poultry ... number	15	2,820			206	84,331	7	1,935	12	2,374		
84	Chickens over 3 months old on farms, Apr 1, 1930 ... All other ... number	531	25,322	117	2,978	1,242	74,525	508	48,877	1,402	124,944	13	267
85	Chicken eggs produced ... Poultry ... dozens		26,739				857,227		19,762		26,490		
86	Chicken eggs produced ... All other ... dozens		171,691		21,595		534,805		345,141		816,068		2,017
87	Production, per chicken on hand ... Poultry ... dozens		9.5				10.2		10.2		12.4		
88	Production, per chicken on hand ... All other ... dozens		6.8		7.3		7.2		7.1		6.5		7.6

[1] See footnote 1, p. 182

LIVESTOCK PRODUCTS, 1929, BY TYPE OF FARM—Continued

bottom of p. 8]

LA PLATA [1]		LARIMER		LAS ANIMAS		LINCOLN		LOGAN		MESA		MINERAL		MOFFAT		MONTEZUMA		
Farms reporting	Animals or quantity	Farms reporting	Animals or quantity	Farms reporting	Animals or quantity	Farms reporting	Animals or quantity	Farms reporting	Animals or quantity	Farms reporting	Animals or quantity	Farms reporting	Animals or quantity	Farms reporting	Animals or quantity	Farms reporting	Animals or quantity	
313	1,474	179	812	217	1,342	305	2,208	225	1,510	333	1,276	-	-	118	889	230	933	1
263	1,423	184	797	165	1,002	283	2,045	221	1,247	332	1,474	-	-	89	472	218	1,040	2
43	523	21	257	75	979	49	636	33	330	30	206	-	-	38	424	35	358	3
262	2,619	171	1,576	206	2,746	293	3,699	221	2,316	296	2,298	-	-	108	1,074	211	1,879	4
110	285	44	98	71	145	168	526	139	476	111	251	-	-	38	101	56	131	5
130	881	59	347	110	514	164	1,360	134	1,339	133	912	-	-	40	154	111	636	6
107	497	90	455	48	318	299	2,178	653	4,185	36	139	-	-	112	798	85	393	7
70	291	79	339	41	202	264	1,430	581	2,416	27	88	-	-	64	219	65	262	8
9	194	6	198	6	64	43	431	82	642	-	-	-	-	24	265	2	11	9
64	594	68	601	41	379	262	2,419	548	4,441	16	79	-	-	72	616	55	274	10
24	98	23	65	16	38	154	549	354	1,400	8	33	-	-	30	96	19	47	11
41	211	24	95	24	180	167	1,493	853	4,466	10	43	-	-	36	180	34	147	12
73	267	424	2,446	343	2,223	132	927	407	3,274	398	1,524	-	-	55	412	132	581	13
58	221	386	1,568	264	1,193	103	480	383	1,709	327	966	-	-	30	145	102	342	14
4	20	21	430	54	746	12	135	38	737	18	137	-	-	12	110	8	46	15
41	215	296	2,169	256	2,346	101	782	335	3,032	211	1,096	-	-	34	304	93	704	16
15	25	73	200	65	167	48	140	191	762	86	175	-	-	10	26	14	39	17
25	161	120	936	130	642	66	368	200	1,864	111	601	-	-	17	46	39	171	18
4	16	88	197	-	-	-	-	-	-	405	828	-	-	-	-	34	120	19
4	17	84	218	-	-	-	-	-	-	309	566	-	-	-	-	35	138	20
1	2	3	4	-	-	-	-	-	-	4	11	-	-	-	-	2	54	21
4	28	52	219	-	-	-	-	-	-	162	444	-	-	-	-	29	278	22
-	-	12	32	-	-	-	-	-	-	67	116	-	-	-	-	13	46	23
2	9	15	82	-	-	-	-	-	-	94	579	-	-	-	-	19	122	24
-	-	9	17	21	40	-	-	-	-	46	100	-	-	-	-	-	-	25
-	-	9	15	7	11	-	-	-	-	34	56	-	-	-	-	-	-	26
-	-	-	-	1	2	-	-	-	-	-	-	-	-	-	-	-	-	27
-	-	3	15	3	4	-	-	-	-	17	33	-	-	-	-	-	-	28
-	-	-	-	1	1	-	-	-	-	3	3	-	-	-	-	-	-	29
-	-	1	3	11	29	-	-	-	-	6	35	-	-	-	-	-	-	30
103	374	113	486	86	420	56	329	24	188	133	580	-	-	31	211	43	160	31
115	1,154	132	1,183	84	1,094	54	526	29	366	147	1,464	-	-	32	309	44	371	32
2	10	5	35	18	317	6	44	4	35	7	45	-	-	10	56	2	27	33
110	1,282	120	1,412	88	1,621	55	798	28	512	143	1,889	-	-	33	511	42	471	34
84	66	22	65	18	38	22	46	9	31	58	118	-	-	7	29	12	37	35
43	210	39	271	31	140	33	225	8	60	58	255	-	-	8	29	20	120	36
77	818	220	1,673	16	123	161	1,298	209	1,960	122	889	-	-	54	449	61	316	37
62	380	212	780	12	59	137	1,136	190	941	99	792	-	-	32	221	53	313	38
44	1,206	22	1,073	8	217	62	1,099	62	2,664	70	3,304	-	-	35	1,182	26	626	39
74	2,125	178	3,136	14	883	155	3,354	198	8,569	115	8,157	-	-	52	2,021	59	2,022	40
36	112	43	193	3	9	89	415	138	985	63	213	-	-	26	97	20	43	41
43	740	98	996	4	106	112	1,439	148	4,444	60	818	-	-	20	330	25	317	42
99	630	126	1,296	324	2,189	82	968	41	619	110	1,062	16	127	145	1,645	117	871	43
65	278	74	395	113	623	43	305	22	97	62	432	10	59	51	240	62	383	44
60	2,990	93	7,445	230	23,129	60	5,822	36	4,626	72	7,689	8	797	95	4,132	58	3,891	45
89	3,776	131	12,943	292	31,652	80	11,326	40	6,367	95	12,084	14	1,154	121	7,357	100	5,797	46
23	72	10	25	32	80	17	60	9	73	21	43	-	-	26	73	20	81	47
31	272	22	80	86	349	23	357	14	215	29	174	-	-	30	147	32	250	48
19	72	26	64	18	66	10	65	12	66	64	142	-	-	4	27	6	18	49
18	87	44	113	17	66	12	76	15	73	64	156	-	-	1	6	5	14	50
-	-	1	2	-	-	-	-	3	6	1	2	-	-	-	-	-	-	51
17	129	29	97	15	72	12	81	13	94	48	134	-	-	1	4	3	18	52
1	2	2	3	-	-	3	11	6	25	6	13	-	-	2	7	-	-	53
3	4	5	21	4	5	7	95	4	30	13	44	-	-	1	2	1	2	54
91	322	21	78	168	600	9	55	18	84	52	135	3	11	70	354	29	86	55
54	125	25	45	102	238	8	17	16	46	46	81	2	5	31	60	21	44	56
4	23	2	13	37	198	3	8	-	-	2	3	1	6	19	130	2	9	57
38	161	13	46	101	414	6	25	12	37	25	83	3	28	47	340	16	51	58
10	15	1	1	9	14	-	-	2	2	7	7	-	-	7	10	2	4	59
19	44	4	6	61	146	6	15	6	16	13	43	1	2	10	28	7	24	60
91	388	136	807	314	1,751	56	293	65	453	192	541	15	110	112	1,261	80	283	61
75	232	123	365	184	614	38	132	55	165	163	404	11	26	37	138	46	118	62
9	313	23	487	59	1,771	14	230	12	1,068	5	79	1	6	16	63	9	200	63
48	372	78	1,360	174	1,959	40	3,573	46	2,184	99	819	10	47	41	234	34	184	64
12	27	28	142	33	67	11	22	23	100	29	91	-	-	5	5	11	16	65
24	119	27	525	76	231	15	190	28	861	46	394	1	2	13	28	15	38	66
-	187	-	1,607	-	2,631	-	3,352	-	1,575	-	2,114	-	660	-	2,012	-	1,145	67
-	311	-	2,421	-	399	-	2,334	-	4,175	-	1 166	-	2	-	464	-	747	68
49	29,695	18	49,969	94	82,345	17	5,072	3	4,417	41	49,461	8	3,326	65	97,336	88	63,834	69
203	17,558	244	156,610	90	9,550	51	2,871	88	32,365	139	14,158	3	128	78	3,206	130	13,941	70
117	1,184	140	1,373	92	1,192	57	546	30	395	150	1,510	-	-	34	336	46	437	71
734	3,578	1,301	5,233	1,118	4,516	962	5,478	1,551	6,849	1,506	5,033	20	83	464	1,906	646	2,953	72
14	109	11	128	26	209	32	277	9	68	29	298	-	-	15	112	9	55	73
207	971	145	758	363	1 343	644	3,692	594	2,858	213	1 092	7	37	309	1,278	162	746	74
117	783,860	140	915,219	92	678,358	57	293,565	30	272,589	150	1,066,859	-	-	34	192,365	46	303,516	75
734	2,033,339	1,301	2,040,808	1,116	1,612,001	962	2,237,552	1,551	3,100,509	1,506	2,555,633	20	20,508	464	1,012,923	646	1,800,828	76
-	662	-	667	-	569	-	535	-	690	-	707	-	-	-	573	-	695	77
-	566	-	551	-	357	-	405	-	453	-	567	-	361	-	507	-	610	78
-	172,974	-	732,394	-	271,938	-	52,677	-	145,905	-	276,852	-	-	-	39,772	-	42,461	79
-	42,694	-	1,716,731	-	115,655	-	13,230	-	131,392	-	102,315	-	8,530	-	37,968	-	16,143	80
-	169,765	-	34,465	-	85,906	-	57,523	-	26,283	-	233,361	-	-	-	46,324	-	64,507	81
-	404,014	-	173,219	-	247,576	-	469,746	-	593,224	-	541 010	-	1,690	-	179,912	-	405,031	82
23	2,127	70	30,751	21	5,855	13	6,046	16	3,943	57	18,683	-	-	5	775	8	1,182	83
937	41,413	1,534	101,642	1,432	63,357	1,075	98,472	1,654	148,806	1,859	92,578	20	606	565	25,271	742	32,997	84
-	34,019	-	231,673	-	69,309	-	66,988	-	44,326	-	162,352	-	-	-	7,293	-	9,690	85
-	311,192	-	717,457	-	453,536	-	654,139	-	1,022,663	-	696,513	-	5,170	-	198,078	-	248,266	86
-	11.3	-	11.2	-	11.8	-	11.0	-	11.2	-	10.3	-	-	-	9.4	-	5.2	87
-	7.5	-	7.1	-	7.2	-	7.1	-	6.9	-	7.5	-	8.5	-	7.8	-	7.6	88

COUNTY TABLE IV.—SPECIFIED LIVESTOCK, 1930, AND

[See NOTE

	TYPE OF FARM, BY CLASS OF ANIMALS (See definitions in Introduction)	MONTROSE		MORGAN		OTERO		OURAY		PARK		PHILLIPS	
		Farms reporting	Animals or quantity	Farms reporting	Animals or quantity	Farms reporting	Animals or quantity	Farms reporting	Animals or quantity	Farms reporting	Animals or quantity	Farms reporting	Animals or quantity
	General farms												
1	Horses and mules, excluding colts ....number	270	1,117	172	1,152	148	839	40	219	22	69	44	281
2	Cows and heifers kept mainly for milk....number	253	1,102	171	986	132	495	41	228	16	58	45	281
3	beef....number	18	72	17	251	18	312	15	73	9	55	7	145
4	Other cattle, including calves....number	216	1,536	159	1,883	115	949	43	465	18	143	46	586
5	Sows and gilts....number	93	216	77	316	45	136	11	25	1	1	38	198
6	Other hogs, excl pigs under 3 mos old....number	135	1,086	81	825	56	864	21	102	6	12	34	545
	Cash-grain farms												
7	Horses and mules, excluding colts....number	38	152	311	2,263	11	63	5	36			502	3,198
8	Cows and heifers kept mainly for milk....number	26	79	271	1,314	7	20	4	25			483	2,131
9	beef....number	2	2	12	147			2	9			39	395
10	Other cattle, including calves....number	20	79	245	2,022	5	34	4	41			457	3,616
11	Sows and gilts....number	7	19	128	481	1	1	2	2			344	1,537
12	Other hogs, excl pigs under 3 mos old....number	9	44	148	1,461	7	26	1	2			316	5,644
	Crop-specialty farms												
13	Horses and mules, excluding colts....number	409	1,050	449	2,882	396	2,448	24	134	98	590	3	9
14	Cows and heifers kept mainly for milk....number	337	1,080	401	1,536	306	983	18	73	56	220	1	7
15	beef....number	17	140	24	581	28	400	3	42	19	176		
16	Other cattle, including calves....number	277	1,405	339	2,696	253	1,683	16	105	58	547	1	11
17	Sows and gilts....number	134	341	141	592	112	330	4	13	6	6	1	5
18	Other hogs, excl pigs under 3 mos old....number	187	1,244	202	1,712	143	1,357	10	78	19	30	1	3
	Fruit farms												
19	Horses and mules, excluding colts....number	14	45			1	2						
20	Cows and heifers kept mainly for milk....number	12	39			2	2						
21	beef....number	1	1			1	1						
22	Other cattle, including calves....number	9	57			1	1						
23	Sows and gilts....number	3	4										
24	Other hogs, excl pigs under 3 mos old....number	9	53										
	Truck farms												
25	Horses and mules, excluding colts....number	37	147			225	1,016						
26	Cows and heifers kept mainly for milk....number	35	83			174	388						
27	beef....number	1	1			7	40						
28	Other cattle, including calves....number	28	103			110	420						
29	Sows and gilts....number	9	21			38	89						
30	Other hogs, excl pigs under 3 mos old....number	21	130			58	360						
	Dairy farms												
31	Horses and mules excluding colts....number	58	254	36	193	54	272	11	36	9	46		
32	Cows and heifers kept mainly for milk....number	64	599	43	447	61	832	15	141	9	73		
33	beef....number	3	14			1	18			4	13		
34	Other cattle, including calves....number	61	844	40	610	57	1,165	14	155	9	80		
35	Sows and gilts....number	17	75	15	52	10	35	1	1				
36	Other hogs, excl pigs under 3 mos old....number	34	189	14	156	15	147	3	8	1	2		
	Animal-specialty farms												
37	Horses and mules, excluding colts....number	87	658	317	2,398	64	473	5	42			72	557
38	Cows and heifers kept mainly for milk....number	81	399	294	1,102	45	230	4	25			61	325
39	beef....number	26	1,319	37	1,321	15	501	5	105			27	396
40	Other cattle, including calves....number	87	2,544	259	6,348	45	1,560	5	154			67	1,209
41	Sows and gilts....number	44	208	120	771	13	64					65	669
42	Other hogs, excl pigs under 3 mos old....number	49	748	158	3,222	33	767	4	15			60	2,910
	Stock ranches												
43	Horses and mules, excluding colts....number	100	1,035	31	322	56	1,047	53	468	101	1,478	3	32
44	Cows and heifers kept mainly for milk....number	78	378	24	131	21	109	35	189	61	314	3	26
45	beef....number	55	6,302	23	1,243	39	3,801	40	2,850	81	5,969	2	125
46	Other cattle, including calves....number	93	8,001	33	2,055	49	4,284	50	4,542	95	7,948	2	228
47	Sows and gilts....number	16	43	15	83	8	33	13	46	6	8	2	5
48	Other hogs, excl pigs under 3 mos old....number	43	392	16	338	9	238	22	149	16	28	2	27
	Poultry farms												
49	Horses and mules, excluding colts....number	23	85	6	46	27	62					2	4
50	Cows and heifers kept mainly for milk....number	20	54	14	53	22	50					4	12
51	beef....number	2	8	1	1	2	3						
52	Other cattle, including calves....number	19	73	11	108	17	56					2	14
53	Sows and gilts....number	3	5	2	9	1	1						
54	Other hogs, excl pigs under 3 mos old....number	5	12	4	30	3	5						
	Self-sufficing farms												
55	Horses and mules, excluding colts....number	16	39	6	18	9	37	6	20	20	100	3	13
56	Cows and heifers kept mainly for milk....number	12	28	7	14	7	15	8	24	18	42	1	3
57	beef....number	1	5	1	4	3	13			2	11		
58	Other cattle, including calves....number	9	19	4	11	5	26	5	23	11	38	2	7
59	Sows and gilts....number	2	2	2	3					2	3	1	2
60	Other hogs, excl pigs under 3 mos old....number	3	5	2	23	1	1	3	7	4	5	1	3
	Abnormal and unclassified farms												
61	Horses and mules, excluding colts....number	58	251	80	394	91	513	10	23	58	206	21	93
62	Cows and heifers kept mainly for milk....number	54	191	64	315	77	188	9	31	18	39	22	102
63	beef....number	5	723	11	97	10	95	1	1	3	19	1	56
64	Other cattle, including calves....number	35	286	43	2,062	44	1,827	6	14	13	49	13	146
65	Sows and gilts....number	10	27	22	64	19	87	1	1	1	2	9	33
66	Other hogs, excl pigs under 3 mos old....number	18	92	34	343	37	383	5	11	2	2	9	219
	SPECIFIED ITEMS, BY TWO TYPES OF FARMS												
67	Steers, 2 years old and over: Ranches....number		730		264		539		228		1,262		15
68	Steers, 2 years old and over: All other....number		254		2,617		1,871		39		44		227
69	Sheep, excluding lambs: Ranches....number	59	62,237	6	3,445	15	29,825	14	6,750	30	48,846		
70	Sheep, excluding lambs: All other....number	138	12,262	98	55,290	73	17,035	10	387	19	4,491	16	419
71	All cows milked: Dairy....number	65	692	44	499	64	825	15	133	9	70		
72	All cows milked: All other....number	938	3,440	1,276	5,824	823	2,769	138	697	203	825	645	3,035
73	Of beef or dual-purpose breeding: Dairy....number	9	56	8	76	8	72	5	45	4	28		
74	Of beef or dual-purpose breeding: All other....number	238	781	388	1,935	109	416	57	234	117	414	263	1,196
75	Milk produced: Dairy....No and gals	65	483,120	44	347,641	64	529,999	15	90,185	9	39,467		
76	Milk produced: All other....No and gals	938	1,940,032	1,276	2,906,574	823	1,369,797	138	338,547	203	328,371	645	1,497,828
77	Production, per cow: Dairy....gallons		730		697		599		678		564		
78	Production, per cow: All other....gallons		564		499		495		486		398		494
79	Whole milk sold: Dairy....gallons		191,241		156,497		352,701		22,105		3,900		
80	Whole milk sold: All other....gallons		207,205		483,076		168,536		3,786		9,298		59,150
81	Cream sold as butterfat: Dairy....pounds		79,545		42,011		49,560		12,944		10,690		
82	Cream sold as butterfat: All other....pounds		318,269		448,240		208,678		69,621		52,937		321,604
83	Chickens over 3 months old on farms, Apr 1, 1930: Poultry....number	29	3,190	18	5,822	39	13,667					5	1,455
84	Chickens over 3 months old on farms, Apr 1, 1930: All other....number	1,124	54,423	1,406	116,315	1,009	60,640	159	7,163	218	6,075	680	71,702
85	Chicken eggs produced: Poultry....dozens		25,050		52,998		139,546						12,710
86	Chicken eggs produced: All other....dozens		418,687		811,846		460,424		56,752		29,719		477,288
87	Production, per chicken on hand: Poultry....dozens		7.9		9.1		10.2						8.7
88	Production, per chicken on hand: All other....dozens		7.7		7.0		7.6		7.9		6.5		6.7

[1] See footnote 1, p 184

LIVESTOCK PRODUCTS, 1929, BY TYPE OF FARM—Continued

bottom of p 8]

PITKIN		PROWERS		PUEBLO		RIO BLANCO		RIO GRANDE		ROUTT		SAGUACHE		SAN JUAN [1]		SAN MIGUEL		
Farms reporting	Animals or quantity	Farms reporting	Animals or quantity	Farms reporting	Animals or quantity	Farms reporting	Animals or quantity	Farms reporting	Animals or quantity	Farms reporting	Animals or quantity	Farms reporting	Animals or quantity	Farms reporting	Animals or quantity	Farms reporting	Animals or quantity	
18	107	191	1,423	156	771	51	415	30	162	140	1,045	19	103			43	262	1
17	120	157	954	142	711	44	235	34	210	123	863	21	83			44	246	2
4	17	62	710	26	316	16	229	11	189	62	678	3	7			11	140	3
15	242	181	2,103	126	1,351	46	704	30	535	140	2,407	22	146			45	524	4
11	26	83	217	44	100	16	40	19	85	48	105	8	42			11	29	5
9	54	106	851	65	453	28	125	16	230	72	805	10	37			23	147	6
		126	998	58	262	27	235			81	570	3	15			10	46	7
		86	415	41	147	17	54			57	266	1	3			2	6	8
		38	553	4	33	7	37			18	251							9
		105	1,206	34	196	22	195			56	743	2	9			4	28	10
		52	181	10	20	5	32			26	83	1	5					11
		59	667	14	61	16	141			27	252					2	5	12
68	439	505	3,665	310	1,677	42	231	440	3,005	107	793	178	1,573			23	126	13
53	254	387	1,485	253	1,023	27	74	417	1,707	71	335	166	636			12	52	14
26	458	75	731	27	474	11	161	60	2,012	22	433	28	735			2	18	15
54	1,284	365	2,890	192	1,887	26	397	376	6,015	66	1,051	149	1,914			10	61	16
25	71	196	756	60	172	5	18	246	2,014	19	63	99	710			1	1	17
34	205	214	2,755	110	829	15	48	258	6,670	26	100	89	1,576			5	20	18
				3	5					1	2							19
				2	3													20
																		21
				1	3													22
				1	1													23
				3	10													24
				201	625			49	183	32	107							25
				120	196			27	89	18	86							26
				4	131			4	113	4	26							27
				52	167			21	214	14	195							28
				10	19			18	54	2	2							29
				99	313			4	11	9	27							30
9	32	69	661	182	619	8	60	2	5	76	602	9	58			20	98	31
11	81	68	898	151	2,437	9	118	6	37	70	873	11	169			21	220	32
1	12	16	191	7	81	3	44			11	68							33
10	127	72	1,384	160	2,345	10	213	6	42	77	1,277	11	201			18	253	34
1	6	34	65	37	89					27	68	3	11			3	9	35
8	13	36	298	47	312	2	11	1	1	37	175	4	43			9	53	36
21	199	159	1,495	39	524	9	58	50	446	65	536	13	81			16	106	37
19	152	119	685	46	270	6	36	44	227	48	380	10	39			13	81	38
12	664	54	1,269	35	1,354	1	12	21	1,589	40	927	6	333			7	217	39
20	1,091	142	2,906	57	2,538	7	159	42	2,159	63	1,724	13	778			14	336	40
8	26	87	556	20	155	5	13	30	237	29	81	7	41			5	28	41
11	65	96	2,504	27	639	6	79	30	625	28	181	5	56			9	68	42
26	231	55	1,233	53	1,160	152	2,823	17	233	156	2,144	128	1,746			53	544	43
17	108	12	113	40	259	100	467	14	75	103	662	87	438			29	247	44
20	1,331	49	2,411	50	11,777	127	15,239	7	1,440	120	6,484	91	13,801			27	1,978	45
23	1,285	54	4,422	60	15,063	151	20,987	15	1,616	149	13,144	122	15,890			47	3,199	46
7	17	19	44	11	40	28	90	5	26	42	113	22	94			8	23	47
10	78	14	101	17	198	66	275	4	106	70	366	39	238			21	212	48
		22	138	29	140					7	36							49
		37	126	36	117					5	9							50
		1	7	4	39					2	18							51
2	23	23	109	26	161	1	4			6	37							52
		9	20	5	14													53
		10	65	6	21					1	2							54
3	14	8	33	31	111	14	82	4	12	49	186	6	41			23	73	55
2	5	10	26	27	88	9	16	1	3	35	90	4	8			12	25	56
				4	14	3	18			6	54					2	13	57
3	23	8	26	20	96	7	41			36	193	2	26			10	33	58
		4	6	3	4	1	4	1	2	3	7					1	4	59
1	7	7	11	8	25	4	12			13	29					6	24	60
15	90	94	731	129	303	46	406	23	83	84	408	47	273			24	100	61
8	15	67	225	101	403	21	56	19	82	53	215	30	79			11	31	62
1	20	25	485	14	202	11	230	3	49	11	144	8	57			4	100	63
4	64	73	1,004	75	625	25	204	10	72	45	290	29	314			9	67	64
2	2	30	73	18	92	1	1	4	36	6	9	9	35					65
5	22	23	402	45	647	7	18	8	115	18	116	6	17			3	9	66
	35		925		4,397		3,500				3,279		1,428				400	67
	119		867		489		188		891		808		145				88	68
14	11 834	8	2,834	11	22,047	56	53,141	11	9,012	61	42,141	77	68,127			35	42,126	69
34	3,496	109	35,036	35	5,452	27	1,467	143	49,767	81	5,611	71	13,373			14	469	70
11	85	77	998	156	2,667	10	102	6	48	82	961	11	144			21	317	71
126	669	992	4,637	836	3,213	278	1,154	556	3,540	611	3,477	358	1,387			145	530	72
1	30	34	208	22	300	6	33	1	5	33	270	4	39			5	34	73
69	342	389	2,065	201	310	223	885	183	775	375	2,348	133	552			78	383	74
11	72,875	77	530,287	156	1,831 275	10	65,745	6	24,370	82	662,360	11	81 080			21	128,701	75
126	295,138	992	1,984,412	836	1,530,522	278	457,777	556	1,365,805	611	1,833,072	358	671,193			145	454,441	76
	857		331		687		943		506		689		563				868	77
	441		428		476		397		538		524		484				548	78
	26,160		362,763		1,037 878		20,200		11,938		117 215		22,452				12,135	79
	1 498		591 671		298,888		1 367		478,139		18,047		67 748				9,039	80
	10,305		29,330		232,080		18,010		1,700		154,540		18,198				32,618	81
	59,344		218,953		198,360		75,313		131,031		407 835		95,862				101,951	82
		33	8,006	76	30,953					8	2,060							83
137	5,949	1,209	108,667	1,108	63,788	311	16,072	593	34,823	703	32,083	355	16,912			178	7,029	84
			83,858		302,700						19,853							85
	35,715		733,338		422,432		111,367		225,121		224,018		117,204				52,921	86
			10.7		9.8						9.7							87
	6.0		6.9		6.6		6.9		6.5		7.0		6.9				7.8	88

COUNTY TABLE IV.—SPECIFIED LIVESTOCK, 1930, AND LIVESTOCK PRODUCTS, 1929, BY TYPE OF FARM—Continued

[See NOTE, bottom of p 8]

	TYPE OF FARM, BY CLASS OF ANIMALS (See definitions in Introduction)	SEDGWICK		SUMMIT		TELLER		WASHINGTON		WELD		YUMA	
		Farms reporting	Animals or quantity	Farms reporting	Animals or quantity	Farms reporting	Animals or quantity	Farms reporting	Animals or quantity	Farms reporting	Animals or quantity	Farms reporting	Animals or quantity
	General farms												
1	Horses and mules, excluding colts ... number	40	314	5	73	22	89	442	3,316	370	2,120	269	1,845
2	Cows and heifers kept mainly for milk ... number	39	190	5	86	21	137	413	2,658	355	2,260	251	1,599
3	beef ... number	5	18	3	40	4	37	65	437	58	573	55	761
4	Other cattle, including calves ... number	39	374	5	260	19	297	427	4,719	348	4,199	266	3,116
5	Sows and gilts ... number	31	138	1	3	1	1	283	922	139	574	186	826
6	Other hogs, excl pigs under 3 mos old ... number	19	478	3	4	6	18	317	3,206	192	2,101	185	2,641
	Cash-grain farms												
7	Horses and mules, excluding colts ... number	236	1,407					512	3,638	618	3,758	1,067	7,918
8	Cows and heifers kept mainly for milk ... number	239	1,016					418	1,978	547	2,400	950	4,716
9	beef ... number	23	132					58	820	73	692	196	1,825
10	Other cattle, including calves ... number	222	1,707					415	4,267	469	3,942	946	9,128
11	Sows and gilts ... number	156	991					274	1,105	204	860	677	3,011
12	Other hogs, excl pigs under 3 mos. old ... number	149	2,624					289	3,609	263	3,064	692	10,968
	Crop-specialty farms												
13	Horses and mules, excluding colts ... number	118	922	10	98	92	410	92	610	2,507	16,121	24	100
14	Cows and heifers kept mainly for milk ... number	96	432	4	13	36	186	75	317	2,303	11,197	14	64
15	beef ... number	12	110	6	82	10	97	12	69	121	1,611	3	32
16	Other cattle, including calves ... number	87	875	7	227	40	491	66	561	1,893	18,467	18	254
17	Sows and gilts ... number	67	339			7	13	49	205	441	1,220	12	50
18	Other hogs, excl pigs under 3 mos old ... number	59	613			13	65	44	626	953	6,134	11	169
	Fruit farms												
19	Horses and mules, excluding colts ... number												
20	Cows and heifers kept mainly for milk ... number												
21	beef ... number												
22	Other cattle, including calves ... number												
23	Sows and gilts ... number												
24	Other hogs, excl pigs under 3 mos old ... number												
	Truck farms												
25	Horses and mules, excluding colts ... number									90	416		
26	Cows and heifers kept mainly for milk ... number									62	269		
27	beef ... number									2	6		
28	Other cattle, including calves ... number									48	250		
29	Sows and gilts ... number									7	11		
30	Other hogs, excl pigs under 3 mos old ... number									20	83		
	Dairy farms												
31	Horses and mules, excluding colts ... number	5	43	14	113	22	112	44	369	217	1,199	39	226
32	Cows and heifers kept mainly for milk ... number	6	77	12	178	25	324	46	481	241	3,063	42	377
33	beef ... number			5	64	6	110	9	50	15	114	2	30
34	Other cattle, including calves ... number	6	111	13	411	25	499	46	630	229	3,467	40	507
35	Sows and gilts ... number	2	7	3	7	3	5	25	87	45	153	18	70
36	Other hogs, excl pigs under 3 mos old ... number	3	46	7	15	11	21	29	215	74	511	22	268
	Animal-specialty farms												
37	Horses and mules, excluding colts ... number	52	456			12	76	345	3,668	510	3,990	368	3,312
38	Cows and heifers kept mainly for milk ... number	51	272			5	35	267	1,811	475	1,921	308	1,829
39	beef ... number	14	307			9	150	128	2,461	94	2,899	139	3,281
40	Other cattle, including calves ... number	49	1,185			14	434	321	6,737	433	11,823	342	9,391
41	Sows and gilts ... number	38	472					262	1,782	167	880	307	2,383
42	Other hogs, excl pigs under 3 mos old ... number	39	1,517			3	10	270	6,695	251	3,811	311	8,886
	Stock ranches												
43	Horses and mules, excluding colts ... number	7	197	15	229	28	178	53	596	88	1,086	73	780
44	Cows and heifers kept mainly for milk ... number	2	5	11	135	19	57	31	151	66	451	42	303
45	beef ... number	6	1,833	12	1,028	27	1,424	39	2,709	70	5,714	59	4,478
46	Other cattle, including calves ... number	7	3,273	15	1,996	31	2,263	52	5,866	90	8,379	75	7,646
47	Sows and gilts ... number	6	69	3	5	1	2	21	115	24	109	47	262
48	Other hogs, excl pigs under 3 mos old ... number	4	85	6	16	3	4	22	294	34	352	43	940
	Poultry farms												
49	Horses and mules, excluding colts ... number							20	99	26	85	11	50
50	Cows and heifers kept mainly for milk ... number							17	59	30	86	20	52
51	beef ... number							3	17	3	18	3	8
52	Other cattle, including calves ... number							20	127	25	109	14	88
53	Sows and gilts ... number							1	2	6	16	5	8
54	Other hogs, excl pigs under 3 mos old ... number							4	12	6	44	4	45
	Self-sufficing farms												
55	Horses and mules, excluding colts ... number					3	7	18	105	20	67	22	84
56	Cows and heifers kept mainly for milk ... number					2	3	18	46	21	47	27	82
57	beef ... number							1	1				
58	Other cattle, including calves ... number					1	1	13	49	15	59	17	81
59	Sows and gilts ... number							5	14			11	24
60	Other hogs, excl pigs under 3 mos. old ... number					1	1	8	42	7	14	11	69
	Abnormal and unclassified farms												
61	Horses and mules, excluding colts ... number	20	76	9	50	21	70	73	467	185	829	60	338
62	Cows and heifers kept mainly for milk ... number	17	41	4	27	10	25	49	185	152	552	66	242
63	beef ... number	1	8	1	58	5	57	5	90	11	551	2	103
64	Other cattle, including calves ... number	13	936	5	73	12	145	36	602	115	1,328	53	726
65	Sows and gilts ... number	12	64	1	1	1	1	21	54	24	69	27	74
66	Other hogs, excl pigs under 3 mos old ... number	9	154			2	5	33	620	53	313	29	164
	SPECIFIED ITEMS, BY TWO TYPES OF FARMS												
67	Steers, 2 years old and over ... Ranches ... number		650		601		316		925		1,577		1,643
68	All other ... number		1,333		47		152		1,092		10,899		1,808
69	Sheep, excluding lambs ... Ranches ... number	2	1,955	4	693	2	12	14	10,110	20	18,076	2	63
70	All other ... number	15	768	4	1,553	2	20	116	13,409	422	308,245	52	3,065
71	All cows milked ... Dairy ... number	6	89	14	201	26	338	46	483	252	3,156	43	390
72	All other ... number	454	1,993	20	303	111	516	1,428	7,787	4,109	19,242	1,813	9,517
73	Of beef or dual-purpose breeding ... Dairy ... number	2	22	12	175	7	65	22	198	45	408	22	222
74	All other ... number	216	965	23	258	53	218	728	4,128	677	3,559	1,050	5,864
75	Milk produced ... Dairy ... No and gals	6	66,452	14	96,260	26	208,798	46	233,959	252	2,173,408	43	244,146
76	All other ... No and gals	454	983,850	20	123,937	111	223,292	1,428	3,470,053	4,109	10,744,835	1,813	3,977,332
77	Production, per cow ... Dairy ... gallons		747		479		618		484		682		626
78	All other ... gallons		494		409		433		446		558		418
79	Whole milk sold ... Dairy ... gallons		53,176		13,550		113,554		32,048		1,653,625		78,950
80	All other ... gallons		8,117		15,290		28,145		40,389		5,810,876		37,018
81	Cream sold as butterfat ... Dairy ... pounds		987		17,635		19,219		64,061		120,976		40,932
82	All other ... pounds		163,173		24,130		36,966		761,637		765,832		761,903
83	Chickens over 3 months old on farms, Apr 1, 1930 ... Poultry ... number							27	4,206	52	10,788	23	4,649
84	All other ... number	503	45,478	37	1,192	122	3,805	1,546	147,462	4,775	324,563	1,941	191,663
85	Chicken eggs produced ... Poultry ... dozens								40,362		108,089		41,707
86	All other ... dozens		297,211		7,839		26,094		998,484		2,282,961		1,359,412
87	Production, per chicken on hand ... Poultry ... dozens								9.6		10.0		9.0
88	All other ... dozens		6.5		6.6		6.9		6.8		7.0		7.1

County Table V.—TYPE OF FARM, BY SIZE, 1930

[See Note, bottom of p 8]

	Type and size (See definitions in Introduction)	The State	Adams	Alamosa	Arapahoe	Archuleta	Baca	Bent	Boulder	Chaffee	Cheyenne	Clear Creek
		Number	Number	Number	Number	Number	Number	Number	Number	Number	Number	Number
	General farms											
1	Under 3 acres	78	1	2	2	1	1	2	9			
2	3 to 9 acres	262	3		11		2		32	3		
3	10 to 19 acres	305	4	1	10	1		2	22	2		
4	20 to 49 acres	756	24	1	15	1	1	9	24	3		
5	50 to 99 acres	833	20	5	8	6	4	16	52	13	1	
6	100 to 174 acres	1,363	26	15	12	17	20	25	54	17	9	
7	175 to 259 acres	619	10	3	6	5	10	7	17	18	4	
8	260 to 499 acres	2,332	54	8	29	15	109	34	18	22	68	
9	500 to 999 acres	1,465	28	2	31	6	78	24	7	6	35	
10	1,000 acres and over	464	11		13		20	13	1		9	
	Cash-grain farms											
11	Under 50 acres	169	7		5	1	4	2	7			
12	50 to 99 acres	336	17	1	13	4	5	9	29			
13	100 to 174 acres	958	50	6	17	4	24	17	65		9	
14	175 to 259 acres	466	21		8	4	15	8	20		10	
15	260 to 499 acres	3,288	95	1	63	6	196	29	28		82	
16	500 to 999 acres	2,646	85	1	77		170	14	6		72	
17	1,000 to 4,999 acres	1,054	65		39		83	12	2		51	
18	5,000 acres and over	11	2				3					
	Crop-specialty farms											
19	Under 20 acres	311	16	1	6			1	13	6		1
20	20 to 49 acres	991	42	8	10		2	6	16	1		
21	50 to 99 acres	2,398	92	11	10		6	35	91	1		
22	100 to 174 acres	4,069	119	143	18	13	35	73	97	11	1	2
23	175 to 259 acres	1,226	40	25	10	4	10	25	33	9		
24	260 to 499 acres	3,780	81	75	49	13	207	35	26	14	4	
25	500 to 999 acres	1,290	36	21	19	5	126	12	6	1	2	1
26	1 000 acres and over	511	14	10	8	3	34	7		1		
	Fruit farms											
27	Under 3 acres	22							3			
28	3 to 9 acres	454	1		6				25			
29	10 to 19 acres	456	3		2				13			
30	20 to 49 acres	492			1				4			
31	50 to 99 acres	199	2						1			
32	100 to 174 acres	87							2			
33	175 to 259 acres	33										
34	260 to 499 acres	17										
35	500 acres and over	7										
	Truck farms											
36	Under 3 acres	55	1						2			
37	3 to 9 acres	452	98		26				5	3		
38	10 to 19 acres	489	123		15			2	5	5		
39	20 to 49 acres	538	79		10			2	4	6		
40	50 to 99 acres	272	22		2			8	4	2		
41	100 to 174 acres	219	10	2				15	1	7		
42	175 to 259 acres	55	3					1	2	1		
43	260 to 499 acres	80	2		1			8		5		
44	500 acres and over	35		1						1		
	Dairy farms:											
45	Under 3 acres	105	7	1	2				6			1
46	3 to 19 acres	308	20		25				38	4		
47	20 to 49 acres	332	18	1	23	1		2	36	4		
48	50 to 99 acres	381	12	4	19	1		8	36	8		1
49	100 to 174 acres	574	30	9	29	4	2	8	46	1	2	
50	175 to 259 acres	266	10	3	8	5	3	1	17	3		
51	260 to 499 acres	801	30	10	29	8	14	9	17	4	19	1
52	500 to 999 acres	530	17	4	16	1	14	12	3	1	8	
53	1 000 acres and over	220	3		8		1	6	3	1	2	
	Animal-specialty farms											
54	Under 20 acres	93	1		3			1	4			
55	20 to 49 acres	179	5	2			1	4	9			
56	50 to 99 acres	468	2	2	4	1	3	12	17	1		
57	100 to 174 acres	1,085	10	11	5	6	7	47	30	10	6	
58	175 to 259 acres	474	2	4	4		3	16	8	7	6	
59	260 to 499 acres	1,402	14	11	8	3	21	38	13	6	27	
60	500 to 999 acres	1,044	9	3	8		29	10	3	1	36	
61	1,000 acres and over	553	5	1	9		17	8	1		11	
	Stock ranches											
62	Under 3 acres	118				1	5		1			
63	3 to 99 acres	179				3		2		2		
64	100 to 259 acres	571	1	6		37		3	1	6	4	1
65	260 to 499 acres	750	2	5		21	5	9	2	5	21	
66	500 to 999 acres	1,061		9	3	28	30	10	7	7	28	
67	1,000 to 4 999 acres	1,747	12	8	9	21	56	31	13	8	27	2
68	5,000 to 9,999 acres	243	4	3	2		19	7			4	
69	10,000 acres and over	169		1	3	2	1	7			2	
	Poultry farms											
70	Under 3 acres	245	22		33				21	1		
71	3 to 9 acres	487	44		51		4	2	57	3		
72	10 to 19 acres	243	26		30	1	2	1	19			
73	20 to 49 acres	208	15		17		3	1	13	1		
74	50 to 99 acres	109	7		6	4		2	5			
75	100 to 174 acres	124	1		2	3	3	4		1	2	
76	175 to 259 acres	40	1		1	1		1			1	
77	260 to 499 acres	117	5		3	4	2	3	3		7	
78	500 acres and over	48			1		2	4			2	
	Self-sufficing farms											
79	Under 3 acres	19				1						
80	3 to 9 acres	221	7		10		4	1	7	4		
81	10 to 19 acres	121	5		4	1		1	4	2		1
82	20 to 49 acres	227	6	1	1	4	5		8	5		
83	50 to 99 acres	205	3	2		7	2	3	1	4		2
84	100 to 174 acres	364	4	5	1	34	7	4	6	4	2	
85	175 to 259 acres	98			1	2	2			3		
86	260 to 499 acres	278	2			8	6	10	1		2	1
87	500 acres and over	152	1			1	5	2	1	1	1	
	Abnormal farms											
88	Under 3 acres	240	10	3	7		1		12		2	1
89	3 to 9 acres	1,080	49	18	20		6	5	89	10		2
90	10 to 19 acres	498	22	3	34	2		1	34	7		1
91	20 to 49 acres	500	19	3	9	10	3	3	26	5		1
92	50 to 99 acres	324	4	6	3	7	3	3	2	6	1	
93	100 to 174 acres	578	4	9	4	30	9	4	10	5	7	5
94	175 to 259 acres	141	1	1		2	3	1	4		3	2
95	260 to 499 acres	419	2	2	6	6	11	5	3	2	14	3
96	500 acres and over	353	1	1	1	3	5	7	3	2	2	2

COUNTY TABLE V.—TYPE OF FARM,

[See NOTE,

	TYPE AND SIZE (See definitions in Introduction)	Conejos	Costilla	Crowley	Custer	Delta	Denver	Dolores	Douglas	Eagle	Elbert	El Paso
	General farms	*Number*	*Number*	*Number*	*Number*	*Number*	*Number*	*Number*	*Number*	*Number*	*Number*	*Number*
1	Under 3 acres	11	1			7						1
2	3 to 9 acres	20	3	6		18						2
3	10 to 19 acres	9	13	2		31						
4	20 to 49 acres	20	35	11		119			1			5
5	50 to 99 acres	35	22	14	2	93			1	7	1	6
6	100 to 174 acres	26	15	15	4	61		3	7	23	20	28
7	175 to 259 acres	10	6	5	6	20		4	3	3	21	20
8	260 to 499 acres	9	5	17	16	20		14	16	13	86	116
9	500 to 999 acres	3		10	8	3		5	11	13	89	101
10	1,000 acres and over		2	3	5	1			2		29	27
	Cash-grain farms											
11	Under 50 acres	18	3			11			2	1		3
12	50 to 99 acres	26	2			12		1			1	6
13	100 to 174 acres	23				10		3	1	1	14	2
14	175 to 259 acres	8	1			2			3	1	8	
15	260 to 499 acres	4	1			2		8	11	3	56	13
16	500 to 999 acres	1						9	12	1	67	10
17	1,000 to 4,999 acres							4	1		31	3
18	5,000 acres and over										1	
	Crop-specialty farms											
19	Under 20 acres	28	18		4	10	2			1	1	2
20	20 to 49 acres	72	44	26		47			2	2	10	16
21	50 to 99 acres	110	29	63	5	66	2	1	2	8	8	19
22	100 to 174 acres	147	23	101	4	68	1	8	4	52	35	52
23	175 to 259 acres	30	25	27	10	30		5	1	13	26	26
24	260 to 499 acres	50	17	36	37	24		12	5	21	178	185
25	500 to 999 acres	10	4	32	38	7		5	3	13	92	127
26	1 000 acres and over	2	1	9	9	2		1	3	8	22	30
	Fruit farms											
27	Under 3 acres					4						
28	3 to 9 acres			1		26						
29	10 to 19 acres			1		69						
30	20 to 49 acres			2		166						
31	50 to 99 acres			1		101						
32	100 to 174 acres					36						
33	175 to 259 acres			1		17						
34	260 to 499 acres					7						
35	500 acres and over					4						
	Truck farms											
36	Under 3 acres					3	32					1
37	3 to 9 acres	7	10	6		10	63					5
38	10 to 19 acres	7	22	3	1	9	5					3
39	20 to 49 acres	5	49	6	1	18	1					6
40	50 to 99 acres	9	18	20		10	1			2		2
41	100 to 174 acres	10	24	12	3	9				11		
42	175 to 259 acres	2	4	3	1	1				2		1
43	260 to 499 acres	6	4	5	4					3		1
44	500 acres and over		1		2					1		1
	Dairy farms											
45	Under 3 acres	20		2	2	3	6					4
46	3 to 19 acres	14		4		8	9			1	2	7
47	20 to 49 acres	6				28						3
48	50 to 99 acres	7		1	1	28			6		1	7
49	100 to 174 acres	6			5	27	3		17	3	8	8
50	175 to 259 acres	2			4	6	1		10		8	17
51	260 to 499 acres	5		4	9	5	1		51	5	38	44
52	500 to 999 acres	1		2	7	4			70	8	30	49
53	1,000 acres and over			2	1				22	1	13	16
	Animal-specialty farms											
54	Under 20 acres	5	17	1	1	8				2		1
55	20 to 49 acres	15	22	1		21					2	
56	50 to 99 acres	13	14	3		35		1	1		2	1
57	100 to 174 acres	27	14	2	6	50		5	6	8	7	3
58	175 to 259 acres	12	14	1		19		1	2	1	5	4
59	260 to 499 acres	18	5	4	11	26		7	14	3	42	48
60	500 to 999 acres	4	4	4	4	7		2	14	1	55	56
61	1,000 acres and over				1				5		58	12
	Stock ranches											
62	Under 3 acres	24						4			3	
63	3 to 99 acres	71	2	5		3			1	2		
64	100 to 259 acres	97	1	3	5	10		3		18	1	1
65	260 to 499 acres	37	1	3	7	2		2	5	17	5	6
66	500 to 999 acres	30	3	9	17	10		2	14	27	7	13
67	1,000 to 4,999 acres	20	9	16	27	5		1	45	17	53	54
68	5,000 to 9,999 acres		1	8	2	1			3	2	11	10
69	10,000 acres and over		2	5	1				1		4	9
	Poultry farms											
70	Under 3 acres	4		2		1	19		1		2	30
71	3 to 9 acres	3		2		7	11		1		1	7
72	10 to 19 acres			1		9	3		1			5
73	20 to 49 acres			3		14	1		3		1	7
74	50 to 99 acres			1		13			1		1	4
75	100 to 174 acres	4		4		7			2		2	8
76	175 to 259 acres					2			1			3
77	260 to 499 acres	1		3		2					3	6
78	500 acres and over			1					2			1
	Self-sufficing farms											
79	Under 3 acres	2				6						
80	3 to 9 acres	12	19			7		1			1	1
81	10 to 19 acres	8	12		2	8						1
82	20 to 49 acres	14	13		2	10			2	1		4
83	50 to 99 acres	7	2		1	6		1	2	1	2	4
84	100 to 174 acres	7		1	6	7		5	4	2	7	8
85	175 to 259 acres	4	2			1		2	1	1		2
86	260 to 499 acres			3	4	1		10	1	3	7	8
87	500 acres and over	1			1	1		4	1	1		3
	Abnormal farms											
88	Under 3 acres	2		4	4	13	4	1				9
89	3 to 9 acres	23	18	8	1	35	9	1	5	1	1	9
90	10 to 19 acres	22	8	4	1	29	2		3	2	2	12
91	20 to 49 acres	58	9		1	29	3		1	1	1	11
92	50 to 99 acres	20	5	4	2	10	3	1	2	5		10
93	100 to 174 acres	19	4	4	5	14		4	6	4	4	14
94	175 to 259 acres	4		2	3	1	1		2	2	4	2
95	260 to 499 acres	3	1	3	14	4		7	2	4	8	6
96	500 acres and over			1	6			1	5	2	4	11

[1] See footnote 1, p. 182

BY SIZE, 1930—Continued

bottom of p 8]

Fremont	Garfield	Gilpin	Grand	Gunnison	Hinsdale	Huerfano	Jackson	Jefferson	Kiowa	Kit Carson	Lake	La Plata[3]	Larimer	Las Animas	
Number	*Number*	*Number*	*Number*	*Number*	*Number*	*Number*	*Number*	*Number*	*Number*	*Number*	*Number*	*Number*	*Number*	*Number*	
4	2							1				3	3	1	1
26	6					2		40		2		4	13	1	2
16	12					1		39		1		5	28	3	3
32	21			1		8		25			1	24	32	11	4
18	22					8		19				66	41	12	5
19	44	1	2	6		17		21	10	15	1	103	50	23	6
7	11	4	3	4		14		10	8	15		31	13	15	7
11	22	2	6	6		28	1	16	76	156		72	22	70	8
10	5	1	7	6		11	2	17	34	86	1	26	14	67	9
2			3	3		4	3	2	13	21		8	7	24	10
10	1							9		1		8	5		11
2	5					1		25	1	5		16	21	2	12
1	4					3		21	14	53		45	34	2	13
1	2							12	3	28		16	14	2	14
	8					6		13	67	311		30	20	24	15
	3					9		10	64	268		11	18	17	16
	1							1	29	99			11	7	17
										1					18
13	16					1		5					21	7	19
10	45			1		5		8				8	49	24	20
8	51	1		2		11		14				16	121	35	21
9	96		11	23		24	3	15		5	1	35	162	56	22
4	40		1	4		12	2	3	1			16	56	28	23
15	45	4	12	23	3	25	4	9	2	5	3	17	48	125	24
8	16	1	9	7		14	11	7	3	2	4	6	6	74	25
3	6	1	4	5		11	39	4	1	2	1		7	28	26
3								3					11		27
118	5							62					44		28
44	14							64					27		29
18	14							32				1	27		30
8	7							3				3	16		31
3	2							3				1	12		32
2												1	6		33
1	2												2		34
1													1		35
9								3					1		36
49								63					7	9	37
15	3		1			1		83					3	6	38
22	1		7			2		36					3	3	39
5	2					1		7					3	4	40
1	1		1					3					1		41
	1					1								2	42
1	1		1					6							43
			9			3		3							44
2						2		2		4	4	4	2	1	45
15	2							30		2	1	4	23	2	46
17	9			1				26		2		14	22	3	47
4	8		1	1				30				26	26	6	48
9	17		3	6		2	1	41	2	7	1	26	22	11	49
5	3	1		7		5		24	2	2	1	17	9	7	50
4	6	2	6	5		10		41	18	26		15	21	24	51
4	2		7	2		5	1	19	8	12	4	8	11	18	52
2	1	1	5	1		7	4	2	3	1	1	3	4	20	53
4						1		2		1			5	2	54
6	2		1			7		4		1		6	3		55
4	9					11		6	1	2		10	34	2	56
8	13					20		4	10	18	4	18	99	4	57
6	15					13		1	2	5	1	18	49	1	58
8	14		5			30		8	35	122		24	34	5	59
8	2		8			17		6	35	121		12	7	5	60
						10		1	16	51			2		61
3	1											1		3	62
	12			5	1	1						2	5	1	63
7	45	1	2	40	5	8	9	1	2			17	2	13	64
11	58	2	9	50	9	29	7	10	5	1	2	35	15	41	65
13	42		30	49	11	42	22	10	3	8	4	29	38	75	66
24	30	2	38	30	2	69	62	27	24	13		31	62	141	67
5	1		3	1		5	6	1	4	1			26	32	68
4			1	1		4		1	1	1		1	4	34	69
17	3					1		21		2		1	5	1	70
47	3							100					20	2	71
14	2					3		48					17	3	72
9	3					1		18				4	18	5	73
4	3					2		7				6	3	3	74
2	3					4		4	2	6		6	7	2	75
1								1	1			1	1	2	76
						4		1	4	3		5	1	1	77
						1				2		2	1	2	78
								1				1			79
24	8							39		3		4	7	12	80
10	3					1		7		1		5	3	5	81
4	5					11		7		9		20	3	23	82
1	9			2		18		8				20	4	33	83
8	9	1	2	6		16		6	5	4		21	8	40	84
	3		1			6		3	2	4		5	3	20	85
6	6	1	1	2		12		5	6	3		5	6	45	86
6	2	1	3	2		5		2	2	8		5	1	12	87
17	4				1			19		4		4	9		88
163	16					5		198		7		4	32	21	89
30	10		1			4		52		2	1	6	20	20	90
17	16		1	3	1	10		29		1		21	16	43	91
9	5	2	1	3	1	6	1	12		4		30	5	17	92
11	13	3	3	30	4	36	4	8	6	12	1	17	19	51	93
2	1		1	5		5		4	1	1		3	5	17	94
16	6	1	7	5	2	22	4	8	8	17		9	10	32	95
14	10		7	13		10	13	15	6	6	1	7	13	31	96

COUNTY TABLE V.—TYPE OF FARM,

[See NOTE,

	TYPE AND SIZE (See definitions in Introduction)	Lincoln	Logan	Mesa	Mineral	Moffat	Montezuma	Montrose	Morgan	Otero	Ouray	Park
	General farms	*Number*	*Number*	*Number*	*Number*	*Number*	*Number*	*Number*	*Number*	*Number*	*Number*	*Number*
1	Under 3 acres		3	4		1	1	1				
2	3 to 9 acres	1	6	15			5	7	6	8		
3	10 to 19 acres		5	47			1	9	2	19		
4	20 to 49 acres	1	1	118		1	24	68	3	34	3	1
5	50 to 99 acres	5	8	77		4	43	101	11	43	3	
6	100 to 174 acres	20	40	67		8	102	72	29	27	14	6
7	175 to 259 acres	11	17	27		5	30	18	18	8	7	3
8	260 to 499 acres	140	99	20		46	40	7	69	11	15	8
9	500 to 999 acres	91	52	12		41	8	2	44	10	3	6
10	1,000 acres and over	45	12	2		18	2		5	8	1	
	Cash-grain farms											
11	Under 50 acres		2	19			2	14	2	1		
12	50 to 99 acres	3	8	9			6	11	6	5		
13	100 to 174 acres	15	68	3		6	29	13	26	1	3	
14	175 to 259 acres	14	37	6		7	11	5	15	1	2	
15	260 to 499 acres	112	331	4		56	34	2	147	2	2	
16	500 to 999 acres	142	218	3		45	11		102	2		
17	1,000 to 4,999 acres	73	65	2		12	4		38			
18	5,000 acres and over											
	Crop-specialty farms											
19	Under 20 acres	1	6	17		1		20	9	11		
20	20 to 49 acres		12	116		1	3	98	20	63		2
21	50 to 99 acres	1	64	154		2	17	126	129	137	4	3
22	100 to 174 acres	16	139	130		4	52	132	145	126	6	19
23	175 to 259 acres	3	68	22		2	25	38	62	41	4	10
24	260 to 499 acres	57	104	23		27	45	37	77	39	3	21
25	500 to 999 acres	47	30	14		19	15	9	25	12	3	32
26	1,000 acres and over	18	6	3		6	3	1	18	3	6	25
	Fruit farms											
27	Under 3 acres			6						2		
28	3 to 9 acres			159			1	3		2		
29	10 to 19 acres			222				4		2		
30	20 to 49 acres			208			11	5				
31	50 to 99 acres			40			11	4		1		
32	100 to 174 acres			14			11	3				
33	175 to 259 acres			2			3	1				
34	260 to 499 acres			2			2	1				
35	500 acres and over			1								
	Truck farms											
36	Under 3 acres			2								
37	3 to 9 acres			12				14		19		
38	10 to 19 acres			14				12		35		
39	20 to 49 acres			24				21		78		
40	50 to 99 acres			6				7		75		
41	100 to 174 acres							8		43		
42	175 to 259 acres			1				1		8		
43	260 to 499 acres							4		6		
44	500 acres and over									1		
	Dairy farms											
45	Under 3 acres	2		3				1	1	2	1	
46	3 to 19 acres		3	16		1	2	7	4	13		
47	20 to 49 acres		1	43			4	8	3	8	1	
48	50 to 99 acres		3	37		1	13	10	3	5	3	1
49	100 to 174 acres	4	3	28		2	15	17	6	4	6	
50	175 to 259 acres	2	3	14		1	4	9	2	5		1
51	260 to 499 acres	26	11	9		14	6	11	13	6	2	1
52	500 to 999 acres	15	5			11	1	1	9	11	1	4
53	1,000 acres and over	8	1			4	1	1	3	10	1	2
	Animal-specialty farms											
54	Under 20 acres		1	2		1	1	4	2	1		
55	20 to 49 acres	1	1	12			7	13	4	6		
56	50 to 99 acres		14	30			13	29	63	10		
57	100 to 174 acres	9	41	49		5	25	22	108	26	1	
58	175 to 259 acres	5	19	12		2	10	11	35	8	1	
59	260 to 499 acres	60	61	19		25	5	14	59	8	3	
60	500 to 999 acres	65	46	2		21	4	1	35	6		
61	1,000 acres and over	30	39	1		4		1	24	2		
	Stock ranches											
62	Under 3 acres	2	1	10	1	2	31	4	2		1	1
63	3 to 99 acres			10		1	16	17		3	1	
64	100 to 259 acres	1		32	6	5	35	39		3	5	5
65	260 to 499 acres	3	2	34	5	21	23	20	1	5	10	14
66	500 to 999 acres	8	4	41	3	97	18	22	1	6	15	21
67	1,000 to 4,999 acres	49	26	28	7	43	20	18	30	28	22	54
68	5,000 to 9,999 acres	11	11	3		8		2	2	4	2	6
69	10,000 acres and over	9	2	2		5	3	1		9		3
	Poultry farms											
70	Under 3 acres		1	5			1	2	1	4		
71	3 to 9 acres	1	4	14		1	1	4	4	13		
72	10 to 19 acres			23				2	2	13		
73	20 to 49 acres			34			1	5	2	5		
74	50 to 99 acres		2	11				7		4		
75	100 to 174 acres	6	2	5			2	5	1	1		
76	175 to 259 acres		1				2	4	1			
77	260 to 499 acres	5	6			3	1	1	4	2		
78	500 acres and over	1	1			1			3	2		
	Self-sufficing farms											
79	Under 3 acres					1	1		1	1	1	
80	3 to 9 acres	1	1	24			3	3	3	7	1	1
81	10 to 19 acres			16		1	1	1	3		1	
82	20 to 49 acres	1	1	26	1	1	7	10	1	2	2	1
83	50 to 99 acres	2	3	5		1	8	6	1		4	3
84	100 to 174 acres	3	10	6	3	12	6	3	5	2	1	3
85	175 to 259 acres		2			3	2		2	1		
86	260 to 499 acres	5	3	3	1	29	2		1	1		4
87	500 acres and over	1	1	2		36	2		1	1		11
	Abnormal farms											
88	Under 3 acres		6	15		5	4	3	5	10	1	
89	3 to 9 acres		16	49	1	1	6	15	16	41	2	1
90	10 to 19 acres	1	3	60			2	12	3	9	1	1
91	20 to 49 acres		4	51			4	13	4	3		5
92	50 to 99 acres	3	7	12	2	1	13	6	4	5		3
93	100 to 174 acres	2	8	20	9	12	7	8	6	4	2	13
94	175 to 259 acres	2	2	5	3	4	4	4		1	1	2
95	260 to 499 acres	10	7	8	7	26	6	2	3	1	1	7
96	500 acres and over	9	4	6	1	21	5	4	1	4	1	19

[1] See footnote 1, p 184

BY SIZE, 1930—Continued

bottom of p. 8]

Phillips	Pitkin	Prowers	Pueblo	Rio Blanco	Rio Grande	Routt	Saguache	San Juan [1]	San Miguel	Sedgwick	Summit	Teller	Washington	Weld	Yuma	
Number	*Number*	*Number*	*Number*	*Number*	*Number*	*Number*	*Number*	*Number*	*Number*	*Number*	*Number*	*Number*	*Number*	*Number*	*Number*	
	1	1	4		1	1	1		2					5		1
	1	2	3		2		2			1			2	7	1	2
		2	11		1							1		4		3
		4	29	1	6		5		1			1	2	29		4
1	2	19	16	1	6	1	2		4	1		3	5	40	6	5
2	7	36	25	10	9	23	7		14	15		3	21	69	25	6
4	4	19	15	5	4	25	2		7	5		3	17	29	26	7
27	3	75	38	17	4	62	5		11	9		5	218	132	115	8
10	1	35	20	13	5	35	2		11	8	5	7	161	69	77	9
5		6	15	7		3	1		2	3		1	43	28	31	10
2		4	11				1			6				7		11
4		9	4			2	2		1	3			8	45	7	12
56		29	12	2		9	1		1	30			39	119	74	13
30		10	8			8				15			16	34	60	14
273		38	14	13		45			10	121			248	257	512	15
196		37	13	16		19			2	94			201	231	389	16
35		20	8	1		5			1	26			93	121	111	17
													1	3		18
2	2	1	6		26	2	1					1		30		19
	5	17	52	1	16	3	4			5		3	2	112	2	20
	8	85	58	1	34	3	7		3	26	1	7	9	700	1	21
	22	188	69	8	201	38	99		5	47	2	34	20	1,112	7	22
	10	70	20	6	55	18	11		3	17	1	6	5	309	4	23
	17	132	69	20	139	41	68		6	21	6	29	33	351	6	24
	3	35	59	17	27	16	26		8	4	3	15	12	119	5	25
1	1	12	23	4	10	9	16		3	2		8	13	39	5	26
																27
						1										28
			1													29
			3			1										30
						1										31
																32
																33
																34
																35
					1											36
			24		7									15		37
			78		8									30		38
			85		9	4								46		39
			24		11	2								25		40
			14		9	21								13		41
			5		9	4								2		42
			3		5	13								4		43
			4		3	5										44
	1	2	5		1	3			1			1		6		45
	4	3	12		2	1						1		21	2	46
	1	2	16		1	3						4	2	16	3	47
		2	15	1		1	1		2	4	1			43	3	48
	1	10	36		2	12	3		7	1	3	3	2	56		49
	1	2	14	2		12	1		4		2	5	2	16	2	50
	2	25	36	5		25	3		4		4	6	22	54	18	51
	1	22	18	3		17	2		3	1	3	4	13	26	11	52
		9	11			8					1	2	4	14	6	53
4		6	2											6	4	54
2		2	1		4		1		1	1			2	3	3	55
4	3	19	9		1	4	1		2	5		1	4	56	9	56
7	3	28	5	4	9	17	6		3	10		3	20	206	13	57
5	3	26	3		8	3	1			8		1	9	67	13	58
29	6	65	13	1	22	31	3		7	12		5	100	117	133	59
15	6	18	21	3	6	8	4		3	11		4	125	45	113	60
11		3	11	1	3	3				8			80	36	75	61
	1	5	3				2		4							62
		1		1	2	2	4			1				2		63
	4	1	3	34	4	13	26		6	1		2	1	6		64
	7	4	5	41	4	42	27		9	1	7	9	3	6	7	65
	11	17	7	46	2	47	44		15	1	4	16	7	16	5	66
3	7	31	29	58	9	48	48		30	3	4	13	33	54	59	67
			8	5		3	6		1	1			5	11	6	68
		1	16	1		4	2		2	1		1	4	9	2	69
		2	26			1								4		70
3		3	15			1							2	15	3	71
		3	7			1							2	4	2	72
		8	4										2	9	1	73
1			3										1	5	2	74
		4	5			1							3	10	1	75
1		2	3			1							2	3	2	76
		5	6			3							10	4	5	77
		5	6										5	1	2	78
	1					1	1									79
		3	6		1	1								1	4	80
1		1	8			1								3	1	81
1		1	6			5							1	6	3	82
1	1	1	4	2	1		2		5			1		1	5	83
	1	4	2	4	2	15	3		7				6	7	6	84
	1	1	4			2						1	1	4	3	85
		1	9	6		11	1		9			1	12	7	9	86
				5	1	17	1		2				3	1		87
4		3	12	1	2	13	1		3	2				15	4	88
1		16	32		8	7	3		1	2		2	1	32	7	89
		5	22		1	5	4		1	1		1		11		90
2	2	4	14	1		5	5		2	2			1	19	8	91
		1	9	3	1	6	4			1	1	4	2	14	4	92
4	3	7	3	7	4	15	25		5	4	3	7	6	19	6	93
		2	6	2		7	3					3	2	3	3	94
2		6	10	5	1	16	14		4		1	5	9	7	5	95
	3	4	9	5	1	7	16		6	1	1	4	4	7	7	96

COUNTY TABLE VI.—TYPE OF FARM, BY SPECIFIED VALUE OF FARM

[See NOTE,

	TYPE, BY VALUE OF PRODUCTS (See definitions in Introduction)	THE STATE	Adams	Alamosa	Arapahoe	Archuleta	Baca	Bent	Boulder	Chaffee	Cheyenne	Clear Creek
		Number	Number	Number	Number	Number	Number	Number	Number	Number	Number	Number
	General farms											
1	Under $400	488	6	1	8	11	9	8	13	4	7	
2	$400-$599	768	11	4	8	7	22	11	16	5	8	
3	$600-$999	1,751	22	13	17	13	44	31	42	18	28	
4	$1,000-$1,499	1 893	40	1	27	7	53	20	35	13	41	
5	$1,500-$2,499	2,042	35	10	33	11	71	25	61	25	25	
6	$2,500-$3,999	1,056	36	6	21	3	39	23	40	11	12	
7	$4,000-$5,999	349	14	1	15		5	8	21	7	3	
8	$6,000 and over	191	17	1	8		2	6	8	1	1	
	Cash-grain farms											
9	Under $250	346	15	1	4	3	23	2	4		12	
10	$250-$599	821	24	1	16	7	34	12	7		20	
11	$600-$999	1,105	43	5	27	4	45	11	23		42	
12	$1,000-$1,499	1,249	45	2	26	1	65	14	20		32	
13	$1,500-$2,499	2,045	76		35	1	110	18	41		52	
14	$2,500-$3,999	1,752	63		45	2	100	19	42		36	
15	$4,000-$5,999	956	36		39	1	63	13	15		21	
16	$6,000-$9,999	492	24		20		39	2	5		6	
17	$10,000 and over	162	16		9		21				3	
	Crop-specialty farms											
18	Under $250	295	9		1	3	1		1	3		2
19	$250-$599	1,037	18	12	6	10	21	7	18	3	3	1
20	$600-$999	1,270	36	20	12	13	52	9	15	7	1	
21	$1,000-$1,499	1 530	36	20	22	5	75	12	19	5		
22	$1,500-$2,499	2 473	88	41	26	3	113	31	48	15	3	1
23	$2,500-$3,999	2 734	106	56	27	4	98	46	83	5		
24	$4,000-$5,999	2,222	73	44	19		33	52	63	5		
25	$6,000-$9,999	1,475	54	62	9		22	31	26	1		
26	$10,000 and over	660	22	39	8		6	6	9			
	Fruit farms											
27	Under $250	71			2				4			
28	$250-$599	175							12			
29	$600-$999	270	3		1				10			
30	$1,000-$1,499	205	1		1				12			
31	$1,500-$2,499	366			3				3			
32	$2,500-$3,999	298	1		1				6			
33	$4,000-$5,999	163							1			
34	$6,000-$9,999	91	1		1							
35	$10,000 and over	48										
	Truck farms											
36	Under $250	59	5		4				2	1		
37	$250-$599	251	26		3				6	6		
38	$600-$999	340	44		10			1	2	6		
39	$1,000-$1,499	365	72	1	10				2	4		
40	$1,500-$2,499	487	82		13			2	2	7		
41	$2,500-$3,999	325	57	1	5			5	5	4		
42	$4,000-$5,999	181	25		6			13	2	1		
43	$6,000-$9,999	126	22		2			5	1	1		
44	$10,000 and over	51	5	1	1			5	1			
	Dairy farms											
45	Under $250	20										
46	$250-$599	271	6	4	6	1	5	5	7	2	4	
47	$600-$999	573	14	3	18	4	12	4	34	1	7	1
48	$1,000-$1,499	710	28	5	22	6	5	15	44	2	4	
49	$1,500-$2,499	816	41	10	27	4	8	10	55	2	11	
50	$2,500-$3,999	586	30	4	31	3	3		38	8	5	1
51	$4,000-$5,999	291	17	2	27	1		1	17	4		
52	$6,000-$9,999	167	12		17	1	1	1	6	2		1
53	$10,000 and over	99	8	4	11				1			
	Animal-specialty farms											
54	Under $400	92	1			1	2	2	1		1	
55	$400-$599	143	3		2	1	3		3	2	2	
56	$600-$999	415	2	2	4	3	10	11	9		6	
57	$1,000-$1,499	631	11	4	5	1	13	3	2	4	12	
58	$1,500-$2,499	1 024	11	13	11	2	22	8	12	5	30	
59	$2,500-$3,999	897	3	6	8	1	22	3	12	11	19	
60	$4,000-$5,999	527	3	4	3		7	12	5	1	9	
61	$6,000-$9,999	499	6	2	4		7	16	8	1	5	
62	$10,000-$19,999	638	5	3	3		4	48	19		1	
63	$20,000 and over	432	3		1		1	35	14		1	
	Stock ranches											
64	Under $250	204		2				3	1			
65	$250-$599	304		1		6	8	8			2	
66	$600-$999	326	1	2	3	13	11	10	3	1	7	1
67	$1,000-$1,499	455		4		15	19	9	3	2	15	
68	$1,500-$2,499	722	2	3	2	18	21	16	4	9	26	
69	$2,500-$3 999	792	2	4		24	18	9	6	5	14	1
70	$4 000 $5,999	571	3	5	3	11	11	7	2	4	6	1
71	$6,000-$9,999	614	2	4	3	9	13	5	3	5	7	
72	$10 000-$19,999	531	6	3	2	10	5	7	1	1	3	
73	$20 000 and over	317	3	4	5	4	1	4	2	1	4	
	Poultry farms											
74	Under $250	73	10		9	1	2	2	3			
75	$250-$599	292	23		24	1	4	7	15		4	
76	$600-$999	362	28		43	2	3	3	25	1	4	
77	$1,000-$1,499	327	27		28	3	4	4	24	3	1	
78	$1,500-$2,499	304	19		36	4	3	3	30	1	1	
79	$2,500-$3,999	152	9		23	2			8			
80	$4,000-$5,999	68	4		8				10	1	2	
81	$6,000 and over	41	2		4				3			
	Self-sufficing farms											
82	Under $250	796	15	5	14	28	19	15	11	4	3	1
83	$250-$399	432	6	3	3	16	10	1	10	6		3
84	$400-$599	269	6			4	2	3	2	2	2	
85	$600-$999	180	1			6	1	1	5	10		
86	$1,000-$1,499	8								1		
	Abnormal farms											
87	Under $250	1,453	36	21	73	35	13	6	42	7	8	7
88	$250-$599	1,717	43	19	62	18	14	13	81	14	10	2
89	$600-$999	562	14	4	14	5	9	3	30	10	6	4
90	$1,000-$1,499	53	1	1	1	1				1	1	2
91	$1,500-$2,499	59		1	1	1			4	3		1
92	$2,500-$3,999	55	2				1		4	1	3	1
93	$4,000-$5 999	38	1		1		2	2	2			
94	$6 000-$9,999	36	4		1		1				1	
95	$10 000-$19 999	63	4		1			2				
96	$20,000 and over	67	7					2	1	1		

PRODUCTS SOLD, TRADED, OR USED BY OPERATOR'S FAMILY, 1929

bottom of p 8]

Conejos	Costilla	Crowley	Custer	Delta	Denver	Dolores	Douglas	Eagle	Elbert	El Paso	Fremont	Garfield	Gilpin	Grand	
Number	*Number*	*Number*	*Number*	*Number*	*Number*	*Number*	*Number*	*Number*	*Number*	*Number*	*Number*	*Number*	*Number*	*Number*	
15	22	9		20		4	2	4	5	9	14	5		2	1
19	21	9	7	42		4	3	1	4	16	18	13	2	2	2
31	32	14	8	98		7	6	10	28	57	48	20	1	5	3
31	5	13	9	70		11	6	13	44	83	33	36	2	4	4
23	12	17	10	82			11	17	88	84	26	40		6	5
19	4	13	5	48			9	6	52	38	4	22		1	6
5	4	7	2	12			3	3	21	13	4	6		1	7
	2	1		1			1	5	4	5		3			8
7	1			4		2	1	1	4	5	3	3			9
19	1			10		5	4	1	20	11	4	6			10
20	3			9		5	4	2	34	2	2	5			11
16				5		6	8	1	40	5	2	4			12
7	1			6		1	6	1	42	9	3	4			13
9				3		4	3	1	22	3		1			14
2							3		12	2		1			15
	1					2	1		3						16
									1						17
24	5		9	9			2	2	16	14	11	15	2	8	18
74	36	6	22	32	1	11	5	10	33	61	17	27	2	7	19
77	37	21	21	41		11	3	7	67	48	16	25	2	6	20
65	23	26	20	47		2	1	11	76	79	12	45		6	21
71	19	56	26	57	1	6	2	17	100	127	14	61	1	8	22
40	14	90	20	41	3	1	1	25	52	79	4	60		1	23
44	12	56	7	18			3	23	21	33	1	54		1	24
35	14	26	3	9		1	2	15	6	13		18			25
19	1	11					1	8	1	3		9			26
				13							30	1			27
		1		45							40	4			28
		2		53							57	6			29
		1		69							33	12			30
				88							18	11			31
		1		84							11	4			32
				38							5	5			33
		1		24							3	1			34
				16							1				35
7	5	2	1	5	3			1			4	1		1	36
7	27	1		9	24			2		5	18			2	37
9	30	6		7	14			3		1	20	2		1	38
6	21	10	3	7	22			1		4	19	3		6	39
5	18	7	4	16	27			5		3	13	2		3	40
5	11	12	1	14	9			6		4	11			3	41
3	12	6	1	2	3			1		1	8	1		1	42
4	5	7	2							2	6			1	43
	3	4									3			1	44
				1					3	1	1	2			45
14		1	2	8			4	3	5	8	4	6		2	46
17		4	2	22	2		11	3	16	23	10	7		5	47
12		3	5	22	3		23	4	23	29	17	8		6	48
7		2	7	26	2		52	4	28	38	18	13	1	3	49
9		5	8	20	2		52	2	22	31	10	5	2	4	50
2			3	5	1		21	2	4	15		5	1	2	51
			1	5	3		12		1	9		2			52
			1		7		1			11	3				53
3	2		1	1		2			1	5	2	1			54
2	7	2		2		2	1		2	2	6				55
20	16	2	1	10		2	3	1	12	10	10	5		2	56
20	13	3	3	16		3	3	3	12	17	4	4		3	57
12	16	2	8	29		3	6	2	34	41	4	13		3	58
20	19	2	5	35		3	14	1	47	26	11	17		5	59
10	8		3	28		1	4	4	35	16	4	8		1	60
6	7	2	1	22			5	2	14	5	2	4			61
1		2	1	19			3	1	11	3	2	2			62
		1		4			1	1	2	1		1			63
71		1	3	4			1	1		1	1	1			64
28	1	2	4	1		1	2	4	1	3	8	3		2	65
14	3	6	2			1	1	1	7	2	7	8	3	2	66
17	1	5	9	2		1	3	10	3	7	7	11	1	8	67
29	3	6	13	6		2	6	11	10	7	12	28	1	14	68
35	3	5	9	3		1	9	6	12	26	12	36		21	69
32	3	9	9	4		3	9	12	13	10	7	34		15	70
35	1	4	4	5		3	20	16	13	15	6	32		11	71
13	3	4	8	4			14	16	15	13	5	26		5	72
7	1	7	3	2			4	6	9	9	1	16		4	73
		2		4	1		3			3	5	1			74
5		2		11	9		1		2	10	24	4			75
4		4		15	7		2		1	15	24	3			76
3		1		15	2		2		2	19	18	2			77
		6		6	6		2		3	9	14	3			78
1		2		3	5				1	10	6				79
					1				1	1	2	1			80
				1	3		2			4	1	1			81
28	11		8	15		12	6		9	11	30	16	3	2	82
15	18	3	4	14		8	5	1	8	7	12	7		4	83
14	16		4	13		3		2		10	13	10		1	84
1	3	2		5				6		3	13	11			85
											2	1			86
77	9	4	13	39	3	7	10	1	5	25	101	29	2	4	87
56	38	13	10	60	10	7	8	11	14	35	137	34	2	7	88
12	7	6	9	25	5		4	6	3	10	31	14	2	6	89
1			2				2			1	1				90
1		1	2		2			2		1	2			3	91
	1	1								4	2	3			92
2	1	1			1	1			1	2	1				93
		1		1	1				1	2		1		1	94
			1	1			1			3	3				95
		3					1	1		1	1				96

COUNTY TABLE VI.—TYPE OF FARM, BY SPECIFIED VALUE OF FARM PROD

[See NOTE,

	TYPE, BY VALUE OF PRODUCTS (See definitions in Introduction)	Gunnison	Hinsdale	Huerfano	Jackson	Jefferson	Kiowa	Kit Carson	Lake	La Plata [1]	Larimer	Las Animas
	General farms	*Number*	*Number*	*Number*	*Number*	*Number*	*Number*	*Number*	*Number*	*Number*	*Number*	*Number*
1	Under $400	1		16		26	5	14		28	7	19
2	$400-$599			22		20	18	32	1	27	19	20
3	$600-$999	5		21	1	44	41	88		67	35	56
4	$1,000-$1,499	7		23	2	36	38	83	1	71	45	61
5	$1,500-$2,499	5		6	2	33	28	65	1	91	56	33
6	$2,500-$3,999	6		4	1	20	7	13		44	34	24
7	$4,000-$5,999	2		1		3	4	3		12	18	4
8	$6,000 and over					2		1		2	9	
	Cash-grain farms											
9	Under $250			3		1	11	73		7	2	1
10	$250-$599			2		10	19	101		21	8	11
11	$600-$999			4		16	21	131		14	15	14
12	$1,000-$1,499			1		11	34	133		23	21	2
13	$1,500-$2,499			6		20	42	163		25	30	15
14	$2,500-$3,999			2		19	24	100		15	20	8
15	$4,000-$5,999					10	14	36		8	12	3
16	$6,000-$9,999					3	7	17		3	9	
17	$10,000 and over					1	6	12			6	
	Crop-specialty farms											
18	Under $250	3		11	5		1			3	9	15
19	$250-$599	17	2	36	2	9	1	3		20	14	49
20	$600-$999	9		16	2	11	3	1	4	26	26	65
21	$1,000-$1,499	12		17	10	9		3	2	17	38	68
22	$1,500-$2,499	11	1	10	6	15	1	5	1	19	85	82
23	$2,500-$3,999	6		8	11	15		1	1	11	131	43
24	$4,000-$5,999	4		3	14	3		1		1	101	38
25	$6,000-$9,999	3		2	6	1			1	1	57	13
26	$10,000 and over				3	2	1				9	4
	Fruit farms											
27	Under $250					4					5	
28	$250-$599					22					16	
29	$600-$999					32					28	
30	$1,000-$1,499					47					18	
31	$1,500-$2,499					27				2	23	
32	$2,500-$3,999					20				2	30	
33	$4,000-$5,999					3				1	12	
34	$6,000-$9,999					2				1	8	
35	$10,000 and over										6	
	Truck farms											
36	Under $250					4						2
37	$250-$599			1		23					4	9
38	$600-$999			1		35					3	10
39	$1,000-$1,499			2		45					3	1
40	$1,500-$2,499					52					7	2
41	$2,500-$3,999			3		23						
42	$4,000-$5,999			1		12					1	
43	$6,000-$9,999					6						
44	$10,000 and over					3						
	Dairy farms											
45	Under $250					1					1	
46	$250-$599	2		1		6	5	7	1	7	14	15
47	$600-$999	3		9	2	19	12	14	1	21	27	31
48	$1,000-$1,499	2		5	1	37	9	21	1	34	24	18
49	$1,500-$2,499	10		11	1	55	5	9	2	34	39	16
50	$2,500-$3,999	3		9	1	43	2	5	3	13	15	5
51	$4,000-$5,999	1		2		20			1	3	14	2
52	$6,000-$9,999	2		1	1	16			3	4	4	3
53	$10,000 and over			2		9				1	2	2
	Animal-specialty farms											
54	Under $400			7		1	5	8		2		
55	$400-$599			11			4	12	2	1		1
56	$600-$999			17		1	13	34	1	5	4	2
57	$1,000-$1,499			21		4	23	71	2	6	7	3
58	$1,500-$2,499			30		6	37	95		27	4	2
59	$2,500-$3,999			11		4	11	69		12	13	5
60	$4,000-$5,999			6		4	5	15		15	12	3
61	$6,000-$9,999			5		5	3	10		12	36	1
62	$10,000-$19,999					6	1	5		3	75	2
63	$20,000 and over			1		1	1	2			82	
	Stock ranches											
64	Under $250	3		3	10	1	1			4	3	12
65	$250-$599	10	5	15	3	2		1		10	4	45
66	$600-$999	7	2	13	2	3	3	5		12	8	53
67	$1,000-$1,499	11	2	20	6	4	4	2		9	7	40
68	$1,500-$2,499	29	4	33	12	9	7	2	1	22	25	49
69	$2,500-$3,999	40	3	34	14	13	6	5	2	17	26	49
70	$4,000-$5,999	20	5	18	9	9	6	3	1	17	22	30
71	$6,000-$9,999	32	5	12	17	3	5	3	1	12	18	23
72	$10,000-$19,999	23	1	8	20	4	5	2	1	16	14	25
73	$20,000 and over	10	1	2	13	2	3	1		2	9	14
	Poultry farms											
74	Under $250			1		5					1	
75	$250-$599			3		35	1	5		5	11	3
76	$600-$999			6		31	1	3		4	16	4
77	$1,000-$1,499			4		43	2	1		3	17	4
78	$1,500-$2,499					52	2	3		8	9	4
79	$2,500-$3,999			1		21	1			3	13	3
80	$4,000-$5,999					14					5	1
81	$6,000 and over					9				1	1	2
	Self-sufficing farms											
82	Under $250	2		35		27	7	10		41	11	116
83	$250-$399	5		17		25	1	3		26	11	44
84	$400-$599	3		13		7	5	2		17	9	17
85	$600-$999	1		6		8	2	5		17	4	13
86	$1,000-$1,499	1				1				1		
	Abnormal farms											
87	Under $250	21		47	13	156	8	16	2	35	27	140
88	$250-$599	17	6	32	6	154	6	18	1	42	52	63
89	$600-$999	4	1	8	3	48	4	7		13	18	14
90	$1,000-$1,499	3	1			4		3		1	2	6
91	$1,500-$2,499	1	1	1		3		2			4	3
92	$2,500-$3,999	3				5		5			4	3
93	$4,000-$5,999			1		1	1			1	2	
94	$6,000-$9,999					2		1			5	1
95	$10,000-$19,999			1		1	2	1		3	11	1
96	$20,000 and over					1		1			6	1

[1] See footnote 1, p 182.

UCTS SOLD, TRADED, OR USED BY OPERATOR'S FAMILY, 1929—Continued

bottom of p 8]

Lincoln	Logan	Mesa	Mineral	Moffat	Montezuma	Montrose	Morgan	Otero	Ouray	Park	Phillips	Pitkin	Prowers	Pueblo	
Number	*Number*	*Number*	*Number*	*Number*	*Number*	*Number*	*Number*	*Number*	*Number*	*Number*	*Number*	*Number*	*Number*	*Number*	
22	4	21		16	11	9	6	5		3		1	4	15	1
29	18	84		18	22	23	20	16	3	5	1	1	17	19	2
63	43	97		35	65	48	28	19	10	8	4	4	44	30	3
82	71	94		24	58	69	29	34	11	6	6	3	38	38	4
74	76	88		22	64	91	60	35	14	2	22	5	40	38	5
41	24	45		4	24	33	25	31	8		14	5	32	19	6
2	9	5		5	11	9	5	19			2		15	7	7
1	3	2			1	3	14	8					9	8	8
18	18	6		4	4	4	3		1		2		5	6	9
39	45	14		22	19	13	21		1		17		15	17	10
39	65	9		32	20	10	30	5	2		25		22	12	11
43	87	9		24	13	8	57	3	1		55		14	12	12
89	176	6		27	19	6	86	2	2		117		38	15	13
61	178	2		12	15	3	89	1			176		29	4	14
46	98			5	6		32				127		16	2	15
19	52				1	1	14	1			68		6	1	16
5	10						4				9		2	1	17
8	1	15		1		6		2		11				7	18
23	7	68		8	20	34	19	14	5	31	1	6	19	42	19
21	8	60		18	32	52	29	26	6	20	1	2	38	29	20
28	26	91		18	35	62	57	42	2	21		5	45	36	21
31	80	116		8	41	116	103	96	5	11		20	90	68	22
18	143	75		6	24	82	126	111	3	8		13	121	87	23
8	106	42		2	7	60	82	87	4	4	1	10	127	37	24
2	47	12		1	1	34	41	45	1	6		13	77	35	25
4	11	2				15	23	10		1		4	23	15	26
		11						1							27
		32				2		1							28
		66			7	2		1						1	29
		38			4	3		3						2	30
		178			8	8		1							31
		128			7	3									32
		89			9										33
		44			3	2									34
		23			1	1									35
						1		3							36
		11				4		18						16	37
		15				18		28						30	38
		13				7		29						43	39
		13				13		58						86	40
		7				14		59						34	41
						6		32						16	42
						4		27						7	43
						1		13						5	44
										1			3		45
11	4	8		7	5	2	3	4	1	4			6	10	46
16	6	22		6	12	14	5	14	6			1	18	13	47
15	4	41		9	12	14	9	11	2			4	18	19	48
11	6	38		6	11	19	10	11	2	4		2	14	36	49
2	2	25		5	2	8	6	10	2			2	10	37	50
1	4	10		1	4	6	7	4	1			2	2	17	51
1	2	4				2	3	6	1				4	12	52
	2	2					1	4					2	12	53
3	1	2		2			1	1			4		3	3	54
10	5			3		1	4				2	1	4	3	55
21	14	6		8	10	4	11	4			5	1	15	10	56
29	19	12		8	8	17	15	9	1		7	4	26	12	57
51	32	31		17	12	20	24	7	1		19	1	26	9	58
37	33	38		8	16	11	25	10	3		20	5	22	8	59
14	25	15		4	11	15	24	4			6	6	25	6	60
4	31	17		5	6	17	54	9			9	1	15	4	61
1	38	5		3	2	7	97	12			4	1	19	4	62
	24	1		1		3	78	11			1	1	13	5	63
3	7	7	4	4	10	4		3	1	2		1		2	64
3		31	1	16	15	6	2	2	1	4			2	4	65
1	3	5	2	13	6	1	1	5	1	5	1		10	3	66
10	4	13	4	18	9	16	2	11	2	11		1	9	9	67
10	5	13	1	31	20	14	4	5	7	20		3	10	8	68
15	4	24	1	18	20	16	10	8	17	17	1	11	9	9	69
13	4	18	4	4	18	9	4	4	16	14		5	6	10	70
9	6	14	3	15	21	26	2	4	6	7	1	5	5	7	71
14	7	28	3	20	21	21	7	10	2	9		3	7	9	72
5	6	10		14	6	10	4	6	3	14		1	2	9	73
						3		4						4	74
	1	15		3	1	9	1	5					6	12	75
1	3	34		1	2	4	4	10			2		10	19	76
7	5	17		1	3	9	3	5			3		6	14	77
3	6	22			2	4	4	8					10	10	78
	1	8				2	2	7					2	14	79
3	1	1					1	4						4	80
1		3					3	1							81
9	6	49	1	53	11	13	5	10		21	1	1	6	29	82
3	9	19	3	20	9	5	4	1	2	3		1	5	4	83
3	4	13		7	9	2	4	2	3	3	1	1		8	84
	1	10	2	4	3	3	1	2	5	1	1	1	1	5	85
															86
10	7	62	7	38	19	12	13	13	1	28	2	4	15	29	87
11	21	120	13	23	30	34	12	36	3	21	5	2	17	57	88
3	8	33	2	3	4	17	6	14	4	4	3	1	3	21	89
1	1	1	1	1	3	1				2			1		90
	1	2					1	2	1	1			1	1	91
		1			1		1	1			2			2	92
	1	3				1	1				1		3	1	93
	2	2					4	1					1		94
	5	1				2	1	4					4		95
2	11	1			1		4	7					2	1	96

COUNTY TABLE VI.—TYPE OF FARM, BY SPECIFIED VALUE OF FARM PRODUCTS SOLD, TRADED, OR USED BY OPERATOR'S FAMILY, 1929—Continued

[See NOTE, bottom of p 8]

	TYPE, BY VALUE OF PRODUCTS (See definitions in Introduction)	Rio Blanco	Rio Grande	Routt	Saguache	San Juan [1]	San Miguel	Sedgwick	Summit	Teller	Washington	Weld	Yuma
	General farms	*Number*	*Number*	*Number*	*Number*	*Number*	*Number*	*Number*	*Number*	*Number*	*Number*	*Number*	*Number*
1	Under $400	1	1	7	2		2	2		1	26	16	18
2	$400-$599	3	2	11	6		5	3		4	42	27	16
3	$600-$999	16	3	25	7		15	10		8	99	67	52
4	$1,000-$1,499	16	10	40	2		12	8		8	122	78	70
5	$1,500-$2,499	10	9	40	1		11	10	1	1	126	94	75
6	$2,500-$3,999	4	8	21	7		5	4	2	1	38	61	32
7	$4,000-$5,999	1	1	2	1		2	2	1	1	4	32	11
8	$6 000 and over	3	4	4	1			3	1		2	37	7
	Cash-grain farms												
9	Under $250	3						3			36	18	22
10	$250-$599	5		1	2		9	11			77	65	54
11	$600-$999	8		13			2	19			94	103	94
12	$1,000-$1,499	4		13			1	24			103	123	138
13	$1 500-$2,499	6		33	2		3	53			147	185	319
14	$2,500-$3 999	6		19				74			89	159	295
15	$4,000-$5 999			8				51			40	94	140
16	$5,000-$9,999			1				44			19	50	73
17	$10 000 and over							17			1	20	18
	Crop-specialty farms												
18	Under $250	8	4	11	10				2	7		13	5
19	$250-$599	7	13	16	10		4		1	19	7	62	3
20	$600-$999	14	20	21	16		12	3	3	25	14	85	5
21	$1,000-$1,499	1	24	23	14		6	5	3	24	19	158	2
22	$1,500-$2 499	12	47	25	23		4	24	3	16	16	341	7
23	$2,500-$3 999	11	57	27	23		1	37	1	9	12	652	6
24	$4,000-$5 999	4	85	6	32			25		1	17	747	1
25	$5,000-$9 999		103	1	45		1	23		2	7	547	
26	$10 000 and over		155		59			5			3	167	1
	Fruit farms												
27	Under $250												
28	$250-$599												
29	$600-$999			1									
30	$1,000-$1 499			1									
31	$1,500-$2,499			1									
32	$2,500-$3 999												
33	$4 000-$5 999												
34	$5,000 $9 999												
35	$10 000 and over												
	Truck farms												
36	Under $250		2	3								2	
37	$250-$599		12	5								12	
38	$600-$999		11	11								22	
39	$1,000-$1,499		8	8								15	
40	$1,500-$2 499		11	11								25	
41	$2,500-$3 999		8	4								29	
42	$4,000-$5,999		3	6								18	
43	$5 000-$9 999		4	1								19	
44	$10 000 and over		3									2	
	Dairy farms												
45	Under $250			1							1	1	3
46	$250-$599	3		9	2		3		2	2	8	12	10
47	$600-$999	4	3	12	1		2		2	2	13	35	7
48	$1,000-$1,499		2	17	4		7	1	1	6	7	56	13
49	$1,500-$2,499			20			5		3	7	8	49	5
50	$2 500-$3 999	2		15	2		3		3	5	6	44	1
51	$4,000-$5 999		1	5	2		1	2	2	1	3	32	1
52	$5,000-$9 999			2				1	1	2		16	2
53	$10 000 and over	1		1				2		1		7	1
	Animal-specialty farms												
54	Under $400			4	1					1	6	2	9
55	$400-$599	1	3	1			1	3		2	14	1	11
56	$600-$999	2	1	5			2	4			27	12	35
57	$1,000 $1,199	2	3	7	1		2	7		2	66	29	49
58	$1,500-$2,499	1	4	14	2		3	9		3	93	47	103
59	$2 500-$3 999	3	3	18	2		4	9		4	72	42	89
60	$4 000-$5,999		8	6			3	6		1	32	39	47
61	$5 000-$9 999		7	6			1	9		1	21	72	19
62	$10 000-$19,999		11	4	3			6			13	179	10
63	$20,000 and over		13	1	2			2			5	117	3
	Stock ranches												
64	Under $250	1	2	2	10		2	1		3		5	3
65	$250-$599	3		2	14		2			5	2	4	5
66	$600-$999	7	2	10	9					4	2	6	6
67	$1,000-$1 499	22		11	19		4	3	1		5	8	7
68	$1,500-$2,499	29	2	28	13		14		2	7	10	18	5
69	$2,500-$3 999	28	3	20	14		9	1	3	7	10	22	17
70	$4,000-$5 999	24	2	23	14		6		2	4	7	7	10
71	$6 000-$9,999	24	3	29	24		19		5	2	7	13	13
72	$10,000-$19 999	24	3	16	26		8	1	1	2	5	11	6
73	$20 000 and over	14	4	12	16		3	3	1		5	8	7
	Poultry farms:												
74	Under $250										8	1	1
75	$250-$599			3							3	14	7
76	$600-$999			2							6	19	6
77	$1 000-$1,499			2							7	10	4
78	$1,500-$2,499										3	6	3
79	$2,500-$3,999			1								2	1
80	$4,000-$5 999											3	1
81	$6 000 and over												
	Self-sufficing farms												
82	Under $250	7	3	25	4		14			2	9	20	12
83	$250-$399	7	1	13	1		5			1	6	7	9
84	$400-$599	3	1	8	2		3				4	2	8
85	$600-$999			7	1		1				3		3
86	$1 000-$1 499												1
	Abnormal farms												
87	Under $250	10	6	28	31		6	4	2	8	13	29	12
88	$250-$599	13	10	36	26		11	5	2	9	9	71	14
89	$600-$999	3		17	8		3	1	2	6	1	16	11
90	$1,000-$1,499	1		1	1		1	1					1
91	$1 500-$2 499		1	1	3			1		2			1
92	$2,500-$3 999				2		1						1
93	$4,000-$5 999				1					1	1		1
94	$6 000-$9 999											1	
95	$10 000-$19,999		1		1							6	2
96	$20 000 and over							1			3	4	2

[1] See footnote 1, p 184

COUNTY TABLE VII.—TYPE OF FARM, BY TENURE OF FARM OPERATOR, 1930

[See NOTE, bottom of p 8]

	TYPE, BY TENURE OF OPERATOR (See definitions in Introduction)	THE STATE	Adams	Alamosa	Arapahoe	Archuleta	Baca	Bent	Boulder	Chaffee	Cheyenne	Clear Creek
		Number	Number	Number	Number	Number	Number	Number	Number	Number	Number	Number
	General farms:											
1	Full owners	4,021	79	18	56	35	98	61	141	48	44	
2	Part owners	1,972	48	3	45	8	75	34	22	6	35	
3	Managers	44	3	1	1		2	1			1	
	Tenants—											
4	Cash	530	8	5	7	6	7	5	13	14	4	
5	Other	1,971	43	10	28	3	63	30	60	16	42	
	Cash-grain farms											
6	Full owners	2,233	87	3	60	10	171	27	62		42	
7	Part owners	2,723	104		78	1	142	21	35		61	
8	Managers	59	2				2		3		6	
	Tenants—											
9	Cash	231	4	1	8	3	8	2	5		7	
10	Other	3,682	145	5	75	5	177	41	52		108	
	Crop-specialty farms											
11	Full owners	4,795	141	115	35	20	171	49	110	22	4	3
12	Part owners	1,993	77	40	35	3	87	22	32	3		
13	Managers	148	2	11		1	1	2	3	1		
	Tenants—											
14	Cash	778	27	35	7	5	13	7	10	11	1	
15	Other	5,982	195	93	53	9	149	114	127	7	2	1
	Fruit farms											
16	Full owners	1,295	6		7				35			
17	Part owners	177			2				3			
18	Managers	38										
	Tenants—											
19	Cash	67							6			
20	Other	200							4			
	Truck farms											
21	Full owners	1,100	217	2	24			4	12	16		
22	Part owners	300	41		14			2	4	2		
23	Managers	13										
	Tenants—											
24	Cash	232	52		17			7	4	2		
25	Other	490	28	1	3			18	3	10		
	Dairy farms											
26	Full owners	1,760	86	18	66	8	10	17	109	11	9	3
27	Part owners	686	28	5	42	6	11	13	37	4	11	
28	Managers	50	3		1				4			
	Tenants—											
29	Cash	471	16	4	27	4	2	1	24	2	2	
30	Other	566	23	5	23	2	11	5	26	4	9	
	Animal-specialty farms.											
31	Full owners	2,264	18	18	15	8	29	68	44	17	21	
32	Part owners	1,370	15	5	15		34	24	11		36	
33	Managers	68	1		1			1				
	Tenants—											
34	Cash	264	4	8	3	1	6	3	4	3	2	
35	Other	1,332	10	3	7		22	42	26	5	27	
	Stock ranches											
36	Full owners	2,410	6	12	4	65	40	18	13	22	23	1
37	Part owners	1,576	9	6	8	17	50	42	9	4	43	1
38	Managers	204	1	8	2	2	3	1	1		2	1
	Tenants—											
39	Cash	324	1	4	1	15	5	9	1		4	
40	Other	322	2	2	3	11	9	8	1	2	12	
	Poultry farms											
41	Full owners	1,231	92		142	8	11	13	97	5	5	
42	Part owners	140	13		14	1	2	2	10		1	
43	Managers	7							1			
	Tenants—											
44	Cash	141	13		15	4	1	2	8	1	1	
45	Other	100	4		4		2	3	2		5	
	Self-sufficing farms											
46	Full owners	1,201	17	5	14	41	18	6	22	17	2	1
47	Part owners	131	3		2	2	3	4		2	1	3
	Tenants—											
48	Cash	139	3	1	1	7	1	1	3	2	1	
49	Other	214	5	2		3	10	9	3	2	1	
	Abnormal and unclassified farms											
50	Full owners	4,619	143	62	194	61	145	65	157	35	22	11
51	Part owners	420	5		5	1	20	9	14		5	1
52	Managers	307	4	3	2		4	2	3	3		4
	Tenants—											
53	Cash	973	35	10	37	7	15	16	59	6	8	2
54	Other	1,633	43	7	36	6	120	51	36	2	15	2

COUNTY TABLE VII.—TYPE OF FARM, BY

[See NOTE,

	TYPE, BY TENURE OF OPERATOR (See definitions in Introduction)	Conejos	Costilla	Crowley	Custer	Delta	Denver	Dolores	Douglas	Eagle	Elbert	El Paso
		Number	*Number*	*Number*	*Number*	*Number*	*Number*	*Number*	*Number*	*Number*	*Number*	*Number*
	General farms											
1	Full owners	57	52	33	27	212		20	22	42	106	109
2	Part owners	23	20	21	9	48		5	2	5	68	88
3	Managers	1	3	1						2		5
	Tenants—											
4	Cash	13	5	5	4	39			8	3	15	25
5	Other	19	22	23	1	74		1	8	7	57	78
	Cash-grain farms											
6	Full owners	32	2			15		12	13	3	46	12
7	Part owners	12				3		12	6	1	72	6
8	Managers	2									1	
	Tenants—											
9	Cash	14	2			5			3	1	3	2
10	Other	20	3			14		1	8	2	56	17
	Crop-specialty farms											
11	Full owners	191	65	49	79	92	2	20	11	61	95	120
12	Part owners	71	22	69	17	28	1	7	2	9	101	101
13	Managers	14	2	3		6				2		4
	Tenants—											
14	Cash	44	34	10	14	28	2	2	6	8	19	27
15	Other	129	38	163	17	100		3	1	38	157	205
	Fruit farms											
16	Full owners			4		279						
17	Part owners			1		39						
18	Managers			1		15						
	Tenants—											
19	Cash					14						
20	Other					83						
	Truck farms											
21	Full owners	16	59	11	5	24	57			17		16
22	Part owners	10	24	6	3	6	6					1
23	Managers	1	1	1			1					
	Tenants—											
24	Cash	5	10	8		6	30					
25	Other	14	38	29	4	24	8			2		3
	Dairy farms											
26	Full owners	48		8	18	71	12		71	12	42	63
27	Part owners	3		3	6	12	4		30	3	22	33
28	Managers					1			7		1	8
	Tenants—											
29	Cash	4		2	3	14	3		48	2	12	36
30	Other	6		2	2	11	1		20	1	23	25
	Animal-specialty farms											
31	Full owners	54	60	6	12	115		10	19	10	60	43
32	Part owners	21	12	3	3	21		5	5		58	43
33	Managers	3	4			4			1	1		3
	Tenants—											
34	Cash	10	5	2	3	9			15	3	18	11
35	Other	6	9	5	5	17		1	2	1	35	25
	Stock ranches											
36	Full owners	211	8	10	28	26		9	23	60	20	28
37	Part owners	44	2	23	21	3		3	21	12	43	41
38	Managers	8	2	6	1	1			4	7	4	12
	Tenants—											
39	Cash	5	4	6	5				13	1	12	4
40	Other	11	3	4	4	1			8	3	5	8
	Poultry farms											
41	Full owners	6		11		37	29		7		8	53
42	Part owners	2		2		7	2		1		1	3
43	Managers											1
	Tenants—											
44	Cash	2		1		5	3		3		1	11
45	Other	2		3		6			1			3
	Self-sufficing farms											
46	Full owners	43	35	3	12	34		17	8	7	11	20
47	Part owners	4	3		1	1		4		1	2	2
	Tenants—											
48	Cash	3	5	1	2	7			1		1	1
49	Other	5	5		1	5		2	2	1	3	8
	Abnormal and unclassified farms											
50	Full owners	187	53	32	70	117	74	30	18	35	31	76
51	Part owners	14	9	10	4	4	1	11	2	5	1	4
52	Managers	3	2	4	1	4	8		3	1	2	17
	Tenants—											
53	Cash	11	4	8	15	34	9	10	7	2	5	27
54	Other	33	21	33	9	23	4	9	7	3	24	35

[1] See footnote 1, p 182

TENURE OF FARM OPERATOR, 1930—Continued

bottom of p. 8]

Fremont	Garfield	Gilpin	Grand	Gunnison	Hinsdale	Huerfano	Jackson	Jefferson	Kiowa	Kit Carson	Lake	La Plata[1]	Larimer	Las Animas	
Number	*Number*	*Number*	*Number*	*Number*	*Number*	*Number*	*Number*	*Number*	*Number*	*Number*	*Number*	*Number*	*Number*	*Number*	
64	90	4	13	22		63	2	135	60	77		170	122	124	1
47	15		3			12	2	20	42	114	1	48	34	53	2
2	1		1					3				1	1		3
17	21	1		2		7	1	15	4	4	2	52	16	12	4
17	18		4	2		11	1	17	35	104		71	50	38	5
3	18					8		26	53	143		46	36	22	6
3						3		21	47	206		19	25	17	7
	1							4		6		3	1		8
3	2					4		6	7	9		16	3	2	9
5	8					3		34	71	402		32	58	13	10
38	173	4	20	51	2	68	24	80	2	3	4	42	145	156	11
17	27	1	7	1		11	11	7	2	2	2	6	51	73	12
	5			1		1	17	2					2	1	13
6	44	1	2	6		7	1	11			2	21	14	20	14
14	55	1	8	6	1	16	6	15	3	9	1	29	258	127	15
164	30							125				6	123		16
21	4							15					9		17
6								3					3		18
6	6							7					9		19
11	4							7					2		20
55	7		11			4		112					10	18	21
23	1		6					40					2	4	22
2			1					2							23
16			1			1		30					4	2	24
6	1					3		19					2		25
33	26	2	12	18		26	4	109	12	16	3	54	87	42	26
18	7	1	8	2		8	1	42	7	11	1	17	22	22	27
	2		1					5		1		1	1	1	28
9	9		1	2		4	1	32	4	1	3	29	11	20	29
3	4	1		1		2		27	10	27		16	19	7	30
34	30		9			83		15	45	86	4	45	99	10	31
11	10		3			16		5	35	126		18	26	5	32
	1							2		3		1	2	1	33
7	3		1			5		2	3	6	1	7	7		34
5	6		1			5		8	20	100		12	100	3	35
33	124	2	41	141	18	86	50	26	9	2	2	70	60	120	36
22	32	2	31	27	7	55	40	9	25	13	2	25	61	143	37
5	7		4	2		2	9	8	2	1		2	3	14	38
4	9	1	4	10	2	10	4	2	3	4	2	12	6	35	39
3	13		3	5	1	4	3	5	1	4		7	6	28	40
75	11					9		153	6	6		15	65	16	41
8	1					2		6		2		4	3	2	42
2	1														43
3	1					4		17				4	3	2	44
1	1							4	1	4		1	2	1	45
40	30	3	4	10		50		52	8	7		71	26	133	46
11	3		1			6		5	2	2		6	2	26	47
5	5		1			11		8	1	1		10	3	10	48
3	7		1	2		4		3	4	10		15	4	21	49
260	78	3	19	48	11	96	21	386	21	42	6	90	133	221	50
28	4	1	3	5	1	8	3	17	7	10		10	14	35	51
10	4	3	3	1		2		14	1	1	1	2	10	5	52
49	36	3		4	1	15	1	92	4	7	2	26	26	61	53
17	19	1	1	1		23	1	27	22	88		30	89	92	54

COUNTY TABLE VII.—TYPE OF FARM, BY

[See NOTE,

	TYPE, BY TENURE OF OPERATOR (See definitions in Introduction)	Lincoln	Logan	Mesa	Mineral	Moffat	Montezuma	Montrose	Morgan	Otero	Ouray	Park
		Number	*Number*	*Number*	*Number*	*Number*	*Number*	*Number*	*Number*	*Number*	*Number*	*Number*
	General farms											
1	Full owners	88	68	252		73	166	157	90	92	33	13
2	Part owners	122	72	63		35	29	43	50	29	4	6
3	Managers	2		4		1						
	Tenants—											
4	Cash	7	6	29		5	21	19	3	12	1	3
5	Other	95	97	41		10	40	66	44	35	8	2
	Cash-grain farms											
6	Full owners	78	122	19		63	40	20	74	2	5	
7	Part owners	137	288	5		33	21	3	147	4		
8	Managers	1	7	1		1						
	Tenants—											
9	Cash	3	8	7		9	10	2	2			
10	Other	140	304	14		20	26	20	113	6	2	
	Crop-specialty farms											
11	Full owners	39	91	246		32	82	171	115	128	13	62
12	Part owners	42	58	66		8	33	62	57	50	3	25
13	Managers		3	9		1	1	4		1		1
	Tenants—											
14	Cash	3	15	25		6	9	16	14	28	3	12
15	Other	59	262	133		15	35	208	294	226	7	13
	Fruit farms											
16	Full owners			478			25	13		6		
17	Part owners			79			3			1		
18	Managers			9				1				
	Tenants—											
19	Cash			11			6	1				
20	Other			77			5	6				
	Truck farms											
21	Full owners			41				16		95		
22	Part owners			3				10		36		
23	Managers			1				1		2		
	Tenants—											
24	Cash			4				1		23		
25	Other			10				40		111		
	Dairy farms											
26	Full owners	15	12	102		17	27	30	21	33	12	6
27	Part owners	14	4	15		10	6	14	12	14	2	2
28	Managers		1	2			1	1		1		
	Tenants—											
29	Cash	5	4	9		2	6	4	2	11	1	1
30	Other	23	9	22		5	6	16	9	5		
	Animal-specialty farms											
31	Full owners	40	59	97		28	44	55	123	34	4	
32	Part owners	79	81	13		19	9	19	74	11		
33	Managers		8	1		2		1	1	3		
	Tenants—											
34	Cash	8	9	4		2	7	8	5	6		
35	Other	43	65	12		7	5	12	127	13	1	
	Stock ranches											
36	Full owners	13	15	119	13	84	99	82	8	17	41	40
37	Part owners	55	23	17	2	48	27	20	24	29	10	54
38	Managers	3	4	11	2	1	2	7	2	2		
	Tenants—											
39	Cash	8	2	8	2	15	9	3		4	2	8
40	Other	4	2	5	3	4	9	11	2	6	3	4
	Poultry farms											
41	Full owners	6	11	64		4	6	18	12	33		
42	Part owners	3	2	13			1	5	2	2		
43	Managers											
	Tenants—											
44	Cash	2	1	5		1		3	2	4		
45	Other	2	3	10			1	4	2	5		
	Self-sufficing farms											
46	Full owners	7	12	69	4	76	18	17	10	13	8	24
47	Part owners	1		4	1	5	2		1	1		1
	Tenants—											
48	Cash	1		6		2	7	2	1	1	2	3
49	Other	4	9	5		1	5	4	2			
	Abnormal and unclassified farms											
50	Full owners	28	43	279	14	117	72	60	56	85	9	84
51	Part owners	9	7	8	5	10	9	2	6	5		4
52	Managers	2	5	12	3	1		1	1	1	1	3
	Tenants—											
53	Cash	10	15	47	1	8	22	18	10	23	3	10
54	Other	31	38	79		16	26	21	51	49		7

[1] See footnote 1, p. 184

TENURE OF FARM OPERATOR, 1930—Continued

bottom of p 8]

Phillips	Pitkin	Prowers	Pueblo	Rio Blanco	Rio Grande	Routt	Saguache	San Juan [1]	San Miguel	Sedgwick	Summit	Teller	Washington	Weld	Yuma	
Number	*Number*	*Number*	*Number*	*Number*	*Number*	*Number*	*Number*	*Number*	*Number*	*Number*	*Number*	*Number*	*Number*	*Number*	*Number*	
17	13	71	85	36	26	68	15		30	12	4	16	110	151	98	1
22	1	50	39	8	2	30	3		11	12	1	3	175	115	91	2
			1				2					1	2	1		3
	1	7	15	4	4	13	2		3	2		2	10	12	8	4
10	4	71	34	6	6	39	5		8	16		2	162	133	84	5
94		47	30	16		53	1		10	51			105	200	256	6
200		85	17	9		14			3	96			196	276	344	7
4		1							1				2	7	3	8
13		4	9	2		5	1			4			5	11	16	9
265		60	14	5		16	2		1	144			298	323	534	10
	48	124	125	32	235	73	103		10	22	9	64	25	720	9	11
1	3	105	72	5	62	14	26		7	16	2	10	21	293	7	12
		2	1	5	8	5	11				2	2		11		13
2	3	12	37	4	37	16	18		2	2		9	2	58		14
	19	297	121	11	165	22	74		9	82		18	47	1,690	14	15
			1			3										16
																17
																18
			1													19
			1													20
			159		14	29								49		21
			31		4	3								18		22
																23
			32		5	11								15		24
			15		39	6								53		25
	8	26	69	8	5	40	3		14	1	7	12	14	133	14	26
	2	18	34			18	3			2	4	4	16	46	6	27
		1	4									2				28
	1	12	32	1		5	4		5	1	2	3	1	24	2	29
		20	17	1	1	19	1		2	2	1	5	15	49	20	30
24	20	79	24	5	38	32	10		8	23		10	83	198	149	31
26	1	35	14	2	8	6	4		2	16		1	172	86	128	32
		5	2			1	1						1	4	8	33
3		9	8	2	1	8			2	7		1	3	7	8	34
22		41	15		6	19	1		4	9		2	90	248	82	35
	25	28	17	117	12	64	81		34	6	11	21	7	23	25	36
1	3	24	34	34	5	57	41		24	2	2	12	33	59	40	37
		1	7	8		7	10		1		1	1	1	3	4	38
	2	3	10	6	2	8	15		3		1		2	10	3	39
2		7	2	11	2	23	12		5	1			10	7	7	40
4		21	65			7							14	40	16	41
1		5	4										5	5	3	42
			2													43
		5	2			1								4	1	44
		3	4										5	6	3	45
2	4	9	27	14	3	44	6		15			2	13	19	18	46
			1		1	3			3				2		3	47
		1	4			3	1		2					4	3	48
1		2	6	3	1	3	1		3			1	7	6	7	49
12	17	60	118	59	21	77	59		26	16	10	22	24	135	41	50
2	1	10	19	1	1	5	2		7	2	1	3	8	25	6	51
		3	9	2	2	7	8			1	1	1	4	6	6	52
4	2	12	32	7	6	24	15		4	1		5	6	33	8	53
12	3	60	48	9	7	27	16		4	11	2	3	54	144	37	54

COUNTY TABLE VIII.—SPECIFIED FARM

[See NOTE,

	ITEM AND TYPE (See definitions in Introduction)	THE STATE		ADAMS		ALAMOSA		ARAPAHOE		ARCHULETA		BACA		BENT	
		Farms reporting	Expenditures	Farms reporting	Expenditures	Farms reporting	Expenditures	Farms reporting	Expenditures	Farms reporting	Expenditures	Farms reporting	Expenditures	Farms reporting	Expenditures
	Feed	*Number*	*Dollars*	*Number*	*Dollars*	*Number*	*Dollars*	*Number*	*Dollars*	*Number*	*Dollars*	*Number*	*Dollars*	*Number*	*Dollars*
1	All types	31,212	13,829,325	1,124	434,368	244	81,262	748	441,677	197	41,082	407	83,559	463	388,311
2	General	4,926	741,259	103	21,757	20	4,883	94	15,951	27	2,173	87	8,522	79	12,350
3	Cash grain	3,075	376,597	119	17,514	1	100	86	11,517	8	903	79	9,255	38	4,728
4	Crop-specialty	6,219	1,574,104	217	44,833	125	28,859	60	11,933	10	635	79	7,980	97	22,864
5	Fruit	1,176	186,513	1	150			9	2,380						
6	Truck	1,363	226,551	289	58,100	1	220	39	7,713					14	3,407
7	Dairy	2,586	1,696,528	116	103,134	21	14,563	128	199,254	12	2,348	20	3,255	21	5,594
8	Animal specialty	3,568	3,902,794	36	18,779	24	13,510	28	25,278	6	1,546	40	16,301	105	266,311
9	Stock-ranch	3,162	2,526,233	15	16,283	19	15,402	12	9,935	64	27,891	60	27,128	55	45,833
10	Poultry	1,364	878,654	108	64,615			150	128,549	6	805	9	2,315	13	2,191
11	Self-sufficing	891	73,381	15	1,737	5	420	9	1,200	26	2,470	11	770	8	538
12	Abnormal and unclassified	2,882	1,744,711	105	87,466	28	3,215	133	27,967	38	2,314	22	8,130	33	21,995
	Fertilizer														
13	All types	1,484	165,188	46	9,409	11	843	33	4,792	1	42			18	1,232
14	General	105	4,266	1	5	1	50	3	200					2	195
15	Cash-grain	23	1,602	3	168			1	400					1	70
16	Crop-specialty	307	30,615	4	2,616	5	338			1	42			11	757
17	Fruit	326	31,017					1	18						
18	Truck	337	44,016	34	6,214			10	827						
19	Dairy	37	1,336			1	45								
20	Animal specialty	72	8,247			1	150							4	210
21	Stock-ranch	24	1,804												
22	Poultry	32	1,127	1	46			3	40						
23	Self-sufficing	11	105												
24	Abnormal and unclassified	210	41,053	3	360	3	260	15	3,307						
	Labor														
25	All types	35,016	21,549,844	1,114	746,975	321	218,340	730	455,292	180	70,260	876	383,049	459	366,378
26	General	4,803	1,149,872	128	62,446	14	3,635	98	28,984	21	3,451	130	30,540	60	14,341
27	Cash grain	5,650	1,983,028	220	102,617	4	2,400	167	84,669	11	918	285	130,712	51	12,644
28	Crop-specialty	9,608	7,362,850	324	291,776	220	132,927	97	66,819	21	8,697	296	167,677	145	103,155
29	Fruit	1,411	898,712	4	5,676			9	1,653						
30	Truck	1,437	1,204,699	171	118,890	2	8,300	39	20,420					28	72,780
31	Dairy	2,088	960,140	107	54,877	20	15,939	116	100,677	12	4,575	18	2,326	11	2,110
32	Animal specialty	3,843	3,193,595	37	24,324	28	17,431	33	22,820	3	140	55	20,748	107	130,413
33	Stock ranch	3,204	3,318,836	17	22,553	23	35,278	15	15,392	82	49,615	59	20,423	35	22,181
34	Poultry	697	127,804	53	3,523			66	15,245	7	1,155	4	210	4	383
35	Self-sufficing	355	18,324	4	101	2	85	3	136	13	685	4	175	3	112
36	Abnormal and unclassified	1,020	1,331,894	49	60,193	8	2,345	87	98,477	10	1,024	25	10,238	15	8,257

	ITEM AND TYPE (See definitions in Introduction)	DENVER		DOLORES		DOUGLAS		EAGLE		ELBERT		EL PASO		FREMONT	
		Farms reporting	Expenditures	Farms reporting	Expenditures	Farms reporting	Expenditures	Farms reporting	Expenditures	Farms reporting	Expenditures	Farms reporting	Expenditures	Farms reporting	Expenditures
	Feed	*Number*	*Dollars*	*Number*	*Dollars*	*Number*	*Dollars*	*Number*	*Dollars*	*Number*	*Dollars*	*Number*	*Dollars*	*Number*	*Dollars*
1	All types	116	110,433	39	16,537	262	145,753	305	104,709	661	168,293	799	448,937	787	311,394
2	General			17	2,665	25	3,999	39	6,772	141	19,631	170	32,468	113	20,589
3	Cash grain			7	477	9	935			70	12,046	10	776	2	225
4	Crop-specialty	2	850	23	2,730	9	960	46	7,714	160	23,135	178	24,667	24	1,593
5	Fruit													130	17,640
6	Truck	42	8,702					16	1,106			14	1,414	64	11,885
7	Dairy	19	65,323			114	32,240	9	1,814	78	18,269	130	184,052	49	36,511
8	Animal-specialty			9	3,040	29	9,087	11	4,489	129	43,278	81	27,603	30	11,629
9	Stock-ranch			6	2,577	42	29,700	59	72,377	55	37,673	71	76,506	37	17,138
10	Poultry	29	17,590			9	7,375			7	6,096	65	58,163	89	55,957
11	Self-sufficing			16	1,467	7	500	5	310	9	510	17	1,624	45	3,763
12	Abnormal and unclassified	23	17,958	21	3,571	18	60,957	20	10,120	12	2,655	63	39,604	204	34,154
	Fertilizer														
13	All types	89	14,706			1	75	5	131	2	150	27	4,144	99	12,039
14	General							1	21	1	120			4	67
15	Cash grain														
16	Crop-specialty							2	60	1	30	2	177		
17	Fruit													24	748
18	Truck	55	8,372					2	50			6	112	43	10,527
19	Dairy											1	16	1	6
20	Animal-specialty					1	75					1	15	2	100
21	Stock ranch														
22	Poultry	1	15									1	300	2	11
23	Self-sufficing													3	19
24	Abnormal and unclassified	33	6,319									16	3,534	13	561
	Labor														
25	All types	125	175,512	68	19,994	277	200,816	249	199,796	665	182,624	668	468,209	579	202,163
26	General			10	1,203	23	7,223	40	24,041	127	25,236	130	37,873	76	14,859
27	Cash grain			16	4,252	17	4,491	3	250	96	16,744	13	4,335	3	345
28	Crop-specialty	5	4,050	20	2,638	11	5,134	83	52,528	182	38,476	215	75,348	27	6,208
29	Fruit													111	28,173
30	Truck	55	21,514					14	10,700			14	13,385	73	74,885
31	Dairy	16	18,357			124	49,752	12	2,558	55	11,535	87	74,476	43	13,750
32	Animal-specialty			8	1,111	31	10,220	12	11,241	126	39,859	74	30,751	31	13,125
33	Stock-ranch			8	3,400	48	42,430	73	82,847	61	44,969	55	81,218	42	25,626
34	Poultry	4	2,055			5	1,798			4	955	16	8,855	46	3,879
35	Self-sufficing			6	390	5	280	2	145	3	85	4	65	18	834
36	Abnormal and unclassified	45	129,536			13	78,788	10	18,685	11	4,745	48	141,853	110	20,430

EXPENDITURES, 1929, BY TYPE OF FARM

bottom of p 8]

Line	BOULDER Farms reporting	BOULDER Expenditures	CHAFFEE Farms reporting	CHAFFEE Expenditures	CHEYENNE Farms reporting	CHEYENNE Expenditures	CLEAR CREEK Farms reporting	CLEAR CREEK Expenditures	CONEJOS Farms reporting	CONEJOS Expenditures	COSTILLA Farms reporting	COSTILLA Expenditures	CROWLEY Farms reporting	CROWLEY Expenditures	CUSTER Farms reporting	CUSTER Expenditures	DELTA Farms reporting	DELTA Expenditures
	Number	*Dollars*	*Number*	*Dollars*	*Number*	*Dollars*	*Number*	*Dollars*	*Number*	*Dollars*	*Number*	*Dollars*	*Number*	*Dollars*	*Number*	*Dollars*	*Number*	*Dollars*
1	987	432,504	170	47,634	367	107,232	24	6,920	398	99,343	361	32,417	398	211,363	213	50,600	1,036	277,693
2	171	39,551	44	6,478	72	8,157			58	9,836	45	2,744	70	11,861	29	3,252	238	32,893
3	74	13,184			113	14,501			13	1,217	5	290					13	1,338
4	166	70,233	17	2,580	2	65	3	305	105	15,665	52	7,766	177	29,624	66	8,592	115	15,751
5	40	6,929											5	1,209			264	39,541
6	10	840	17	2,582					15	1,348	61	6,207	28	4,159	6	443	38	4,319
7	165	67,707	19	11,981	20	3,651	3	2,805	34	9,449			14	7,541	21	8,961	73	24,808
8	69	90,409	9	2,802	53	16,208			36	8,980	44	8,925	12	10,265	16	5,183	122	80,529
9	19	20,923	19	13,166	72	57,059	2	705	81	46,188	9	3,655	38	31,047	34	14,363	16	12,534
10	108	78,031	6	3,895	8	3,338			6	1,720			13	9,246			47	11,728
11	19	2,046	17	1,351	2	105	3	132	15	1,117	21	1,240	3	59	12	671	22	1,868
12	146	42,651	22	2,999	25	4,148	13	2,973	30	3,823	24	1,590	38	109,252	29	9,135	88	52,389
13	35	3,688	6	216					3	104	6	1,651	19	1,033	4	645	61	2,586
14	5	166	2	55									2	138			9	75
15	4	190																
16	6	789	1	50					1	80			13	660			10	944
17	1	10															31	1,242
18	3	1,791	2	96							5	1,611	1	100	1	400	2	100
19	4	204													1	120	2	18
20	4	471									1	40	1	75	1	65	3	109
21									1	21			1	35	1	60	1	15
22	1	10											1	25			1	3
23																		
24	7	57	1	15					1	3							2	80
25	946	505,840	188	57,011	350	110,282	13	4,168	580	385,957	266	121,519	433	375,040	228	101,281	1,059	529,978
26	169	46,914	55	8,534	61	11,298			69	18,956	39	7,561	47	19,285	26	5,311	222	40,332
27	120	38,049			155	60,094			39	7,765	2	750					13	1,339
28	225	235,762	21	5,234	3	215	3	115	197	129,449	61	25,630	249	193,488	85	23,279	147	70,591
29	32	3,637											6	11,675			327	250,099
30	13	12,497	26	9,825					32	21,579	80	55,870	52	86,808	9	7,171	40	28,421
31	126	39,262	18	4,703	11	1,350			29	6,094			8	1,150	19	21,191	67	17,009
32	67	76,198	21	8,077	54	10,808			57	18,105	49	19,519	10	7,752	18	8,246	129	90,698
33	21	10,686	22	16,795	45	34,417	3	2,722	106	127,009	14	10,913	30	81,728	48	32,334	22	22,258
34	61	7,611	2	125	6	625			4	382			5	874			23	2,510
35	10	332	3	73	1	75			8	800	8	378	1	75	6	368	15	746
36	101	34,592	20	3,645	14	1,400	7	1,331	39	56,318	13	898	25	22,205	17	3,381	47	5,973

Line	GARFIELD Farms reporting	GARFIELD Expenditures	GILPIN Farms reporting	GILPIN Expenditures	GRAND Farms reporting	GRAND Expenditures	GUNNISON Farms reporting	GUNNISON Expenditures	HINSDALE Farms reporting	HINSDALE Expenditures	HUERFANO Farms reporting	HUERFANO Expenditures	JACKSON Farms reporting	JACKSON Expenditures	JEFFERSON Farms reporting	JEFFERSON Expenditures	KIOWA Farms reporting	KIOWA Expenditures
	Number	*Dollars*	*Number*	*Dollars*	*Number*	*Dollars*	*Number*	*Dollars*	*Number*	*Dollars*	*Number*	*Dollars*	*Number*	*Dollars*	*Number*	*Dollars*	*Number*	*Dollars*
1	459	169,406	28	3,217	175	70,911	240	88,778	27	3,590	390	101,791	144	108,994	1,299	594,717	315	79,049
2	87	16,665	5	545	17	1,649	16	1,386			46	4,641	5	640	143	29,693	86	10,055
3	8	1,061									5	140			45	7,579	79	5,439
4	80	14,949	5	435	18	1,929	31	3,212	1	35	43	4,110	38	2,574	42	6,122	1	15
5	23	3,212													133	22,109		
6	6	431			14	1,132					3	256			165	27,418		
7	29	13,436	4	1,187	21	9,614	19	9,323			37	10,296	5	490	183	140,407	18	2,377
8	27	7,652			13	3,738					67	11,794			25	13,144	74	21,298
9	111	83,399	4	106	69	49,849	145	71,107	19	2,719	103	52,752	83	102,748	39	26,297	32	35,626
10	15	10,086									13	2,127			193	175,501	7	1,635
11	34	2,070	3	145	6	446	8	525			24	1,269			48	6,415	6	115
12	49	4,445	7	800	17	2,554	21	3,225	7	845	49	5,316	13	2,542	263	69,942	12	2,489
13	17	790	1	3	1	300									196	11,531		
14	2	13													13	259		
15																		
16	8	682													1	100		
17	1	4													44	1,401		
18	2	13													77	5,633		
19	1	21	1	3											3	135		
20																		
21					1	200												
22	1	40													10	385		
23	1	15													2	5		
24	1	2													48	3,612		
25	613	343,085	16	8,909	173	118,770	247	148,737	31	18,233	343	115,180	156	197,600	1,061	590,765	291	89,918
26	91	24,640	1	126	17	2,966	17	4,348			40	4,754	5	3,625	119	29,968	70	7,982
27	12	2,613									12	1,329			62	27,367	120	40,562
28	215	109,677	5	842	19	6,802	44	13,262	3	142	47	11,259	62	57,968	43	21,218	4	1,048
29	28	9,544													135	43,932		
30	4	1,745			16	10,614					3	55			139	67,091		
31	25	5,461	4	1,200	16	11,776	11	5,292			25	11,833	3	1,264	155	97,434	16	2,758
32	40	20,559			9	3,956					66	16,472			27	25,253	55	13,637
33	147	153,351	3	375	79	75,253	155	128,054	21	11,298	105	64,836	91	134,132	36	46,202	17	21,303
34	8	1,515									5	525			123	36,162	2	175
35	7	120			2	115	5	395			15	746			19	1,396	2	95
36	36	8,761	3	360	14	7,253	15	3,336	7	788	25	3,318	4	620	303	124,742	5	2,358

COUNTY TABLE VIII.—SPECIFIED FARM EXPENDI

[See NOTE,

	ITEM AND TYPE (See definitions in Introduction)	KIT CARSON		LAKE		LA PLATA [1]		LARIMER		LAS ANIMAS		LINCOLN		LOGAN	
		Farms reporting	Expenditures	Farms reporting	Expenditures	Farms reporting	Expenditures	Farms reporting	Expenditures	Farms reporting	Expenditures	Farms reporting	Expenditures	Farms reporting	Expenditures
		Number	Dollars	Number	Dollars	Number	Dollars	Number	Dollars	Number	Dollars	Number	Dollars	Number	Dollars
	Feed														
1	All types	595	137 616	32	13,799	877	129 954	1,198	1,210 434	877	260,394	600	192 216	831	849 825
2	General	137	17 966	3	610	220	26,932	157	31,694	128	12,697	175	20 912	121	13,274
3	Cash-grain	185	24,503			51	4,942	46	15,078	12	642	109	12,278	229	26 643
4	Crop-specialty	3	530	6	810	42	3,250	269	150 538	127	15,816	52	5,283	203	74,580
5	Fruit					3	555	107	21 270						
6	Truck							14	2,434	17	2,050				
7	Dairy	38	8,295	10	10,303	85	22,636	102	41,336	66	48,742	36	15,009	22	20 843
8	Animal-specialty	175	61,843	4	680	56	16,258	210	663,440	12	3 240	110	29,756	161	354,194
9	Stock ranch	13	17,319	5	666	56	31,073	109	63,010	256	139,818	75	97,518	35	55,517
10	Poultry	6	1,557			20	7,571	65	36,453	18	11,984	12	5,604	10	3,891
11	Self-sufficing	7	805			75	4,852	17	2,014	87	5,965	3	112	4	463
12	Abnormal and unclassified	31	4,798	4	730	59	11 885	102	153,128	154	18,440	28	5,744	46	300,420
	Fertilizer														
13	All types	4	175	2	315	9	283	94	7,897	25	2,426			24	1,712
14	General	1	100			3	130	6	294	5	520			3	54
15	Cash-grain	2	60					2	105					1	20
16	Crop-specialty							40	1,588	3	151			14	1,443
17	Fruit					1	5	6	366						
18	Truck							1	55	4	28				
19	Dairy					2	55	4	137					1	50
20	Animal-specialty	1	15					24	4,177					4	115
21	Stock-ranch							1	225	10	170				
22	Poultry									1	6				
23	Self-sufficing					2	15			1	11				
24	Abnormal and unclassified			2	315	1	58	10	950	1	1,540			1	30
	Labor														
25	All types	741	189 023	25	16,732	536	144,188	1,249	1,163,482	746	368 646	663	158 811	1,269	773 973
26	General	136	17,171	2	64	177	31,127	149	50,570	121	16,948	161	18,948	143	28 015
27	Cash-grain	375	117,008			55	20 473	87	51,890	30	5,901	244	58,887	522	160,298
28	Crop-specialty	6	1,718	7	8,605	50	8,125	357	376 203	234	81,389	78	16,493	331	331,456
29	Fruit					5	875	118	89,437						
30	Truck							11	5,192	14	2,824				
31	Dairy	14	2,144	5	3,274	54	11,440	84	29,880	33	26,836	19	3,951	16	8,171
32	Animal-specialty	179	39,883	3	232	59	19,232	216	373,452	14	4,146	95	18,601	183	181,509
33	Stock-ranch	12	7,065	4	1,285	80	40,623	103	105,911	166	158,193	51	38,301	28	36,531
34	Poultry	3	365			12	1,874	33	6,233	6	1,970	6	2,320	9	564
35	Self-sufficing					13	880	7	320	50	2,482			3	104
36	Abnormal and unclassified	16	3,669	4	3,272	31	9,539	84	74,394	78	67,957	9	1,310	34	27,325

	ITEM AND TYPE (See definitions in Introduction)	PHILLIPS		PITKIN		PROWERS		PUEBLO		RIO BLANCO		RIO GRANDE		ROUTT	
		Farms reporting	Expenditures	Farms reporting	Expenditures	Farms reporting	Expenditures	Farms reporting	Expenditures	Farms reporting	Expenditures	Farms reporting	Expenditures	Farms reporting	Expenditures
		Number	Dollars	Number	Dollars	Number	Dollars	Number	Dollars	Number	Dollars	Number	Dollars	Number	Dollars
	Feed														
1	All types	813	68 594	63	14,156	618	281,868	769	532 409	307	114,068	449	248,881	429	125 930
2	General	27	4,332	11	1,305	90	11 435	100	15 761	24	3,162	24	5,876	68	8,089
3	Cash-grain	221	28,144			41	4,941	27	2,289	8	935			22	2,743
4	Crop-specialty	1	30	8	301	235	44,508	117	33,226	25	4,517	310	133,393	49	5,333
5	Fruit							2	275					1	40
6	Truck							134	21 811			36	5,931	17	1,410
7	Dairy			10	3,008	51	16,207	125	154,691	6	242	4	700	51	11 603
8	Animal-specialty	46	31,848	9	3,022	94	104,619	38	66,230	5	1,015	45	81,785	27	9 112
9	Stock-ranch	2	1,150	13	5,126	33	26 156	47	130,021	107	101,586	11	15,497	122	75 850
10	Poultry	4	1,500			27	7,395	69	56,723					4	2,424
11	Self-sufficing	1	20	4	585	6	805	22	1 906	11	751	3	233	23	1,932
12	Abnormal and unclassified	11	1,590	8	803	41	66,000	79	49,409	21	1,755	16	5,466	45	7,294
	Fertilizer														
13	All types	2	190			28	1,560	60	7,544			12	1,623	3	19
14	General					3	115	5	345						
15	Cash-grain	2	190			1	20	2	20						
16	Crop-specialty					16	1,167	25	1,862			7	1,129		
17	Fruit													1	4
18	Truck							30	2,274			4	489		
19	Dairy					3	73	2	46			1	5		
20	Animal-specialty					3	186	2	96						
21	Stock ranch							2	675						
22	Poultry							3	34						
23	Self-sufficing														
24	Abnormal and unclassified							9	1,183					2	15
	Labor														
25	All types	496	168,750	115	63 263	746	371 050	825	696 104	248	211 550	605	693 308	661	215 116
26	General	27	6,583	11	1,575	100	20,225	99	43,328	29	10,641	31	15,200	85	15,403
27	Cash grain	415	141 884			74	24,248	36	8,833	22	4,797			66	13,511
28	Crop-specialty	2	210	51	29,973	381	205,912	250	239 643	38	18,221	447	489,095	82	22,536
29	Fruit													3	1,218
30	Truck							135	109,668			50	61,608	40	14,803
31	Dairy			7	1 391	28	10 098	101	63 902	5	4,060	3	1,815	55	18,384
32	Animal-specialty	44	16,111	17	10,784	106	81,646	47	48,620	4	312	47	104,708	50	12,526
33	Stock ranch	1	250	22	14,947	24	14,417	46	122,869	129	164,475	13	17,863	132	108,010
34	Poultry	2	95			11	1,087	26	4,025					3	365
35	Self-sufficing			3	163	1	10	12	476	3	137	1	6	10	763
36	Abnormal and unclassified	5	1,917	4	4,430	20	12,297	63	54,740	18	8,907	13	2,923	35	7,507

[1] See footnote 1, p 182

[1] See footnote 1, p 184.

TURES, 1929, BY TYPE OF FARM—Continued

bottom of p 8]

MESA		MINERAL		MOFFAT		MONTEZUMA		MONTROSE		MORGAN		OTERO		OURAY		PARK		
Farms reporting	Expenditures	Farms reporting	Expenditures	Farms reporting	Expenditures	Farms reporting	Expenditures	Farms reporting	Expenditures	Farms reporting	Expenditures	Farms reporting	Expenditures	Farms reporting	Expenditures	Farms reporting	Expenditures	
Number	Dollars	Number	Dollars	Number	Dollars	Number	Dollars	Number	Dollars	Number	Dollars	Number	Dollars	Number	Dollars	Number	Dollars	
1,394	341,618	34	7,541	415	120,938	409	85,763	659	173,610	878	378,989	787	483 073	101	34,506	211	68,387	1
256	37,865			71	8,258	122	15,229	166	21,727	117	25,119	125	22,021	27	3,323	15	1,194	2
11	793			43	4,539	27	3,870	17	1,849	124	11,841	6	935	1	205			3
164	21 990			29	2,148	49	4 262	179	21,594	245	120,939	222	48,000	6	180	55	4,210	4
411	65,882					28	3,382	13	1,596			6	343					5
41	4 573							31	2,883			143	24,954					6
93	41 238			25	4,240	30	6,532	37	11,558	29	11 695	59	42,716	12	7,483	8	606	7
69	26,933			31	12,931	36	11,752	69	26,578	273	562,871	54	55,222	3	415			8
77	71 345	14	4,325	107	77,823	60	33,568	66	79,098	26	22,303	42	24 986	40	21,271	86	54 789	9
80	40 230			4	1,830	5	1,428	25	4,850	16	7,617	33	32,952					10
49	4 604	5	750	46	3,390	19	1,100	11	992	7	690	11	921	7	904	15	1 300	11
123	26,163	15	2,466	59	5,779	26	4,640	44	5,876	41	115,914	66	210,123	5	725	32	6,288	12
292	46,847			2	125	1	25	48	2,337	18	1,604	86	8,959			9	405	13
10	150							10	241	2	76	9	837					14
										2	175							15
12	684			1	100			22	1,502	6	356	46	5,125					16
215	27,209							1	10									17
8	460							5	148			20	2,095					18
5	302					1	25	1	21			1	25					19
1	29							3	65	6	877	3	440					20
								3	170			1	225			1	5	21
4	58											1	150					22
1	15			1	25													23
26	17,940							3	70	2	120	5	55			1	400	24
1,655	789,873	49	21,851	376	239 099	452	171,843	919	390,371	1,018	874,590	856	785,457	117	39,622	179	209,121	25
237	35,439			68	8,218	125	20,025	178	33,333	114	30,938	120	55,947	32	5,291	7	2,065	26
18	4,687			77	13,194	43	8,343	20	5,847	218	63,947	6	4,775	5	635			27
270	90,218			36	9,688	82	17,758	310	139,352	341	317,845	345	297,957	13	3,617	54	24 923	28
582	422,850					31	14,504	16	14,890			4	550					29
33	12,711							51	28,508			190	231,401					30
106	29,993			21	2,836	23	7,098	42	10,540	28	10 965	33	27,703	10	3,563	2	785	31
109	46,251			35	14,790	47	19,706	72	37,273	272	410,118	51	87,081	4	1 532			32
86	80,915	15	13,195	101	175,688	77	80,211	83	112,703	22	16,663	28	40,076	46	24,690	86	170,917	33
53	6,757			1	500	3	505	16	1,862	5	207	24	6,867					34
19	1,278	5	296	14	1,039	5	365			2	90	6	305	6	294	6	357	35
142	58,774	22	8,160	23	6,146	16	3,328	31	6,063	16	23,747	49	32,795	1	100	25	10,074	36

SAGUACHE		SAN JUAN [3]		SAN MIGUEL		SEDGWICK		SUMMIT		TELLER		WASHINGTON		WELD		YUMA		
Farms reporting	Expenditures	Farms reporting	Expenditures	Farms reporting	Expenditures	Farms reporting	Expenditures	Farms reporting	Expenditures	Farms reporting	Expenditures	Farms reporting	Expenditures	Farms reporting	Expenditures	Farms reporting	Expenditures	
Number	Dollars	Number	Dollars	Number	Dollars	Number	Dollars	Number	Dollars	Number	Dollars	Number	Dollars	Number	Dollars	Number	Dollars	
343	161,150			134	47,456	307	136,564	34	9,734	142	37,012	773	233,547	2,805	1,489,607	1,119	258,232	1
18	3,361			30	4,716	30	5,654	4	200	19	3,654	206	19,412	217	42,976	162	19,696	2
1	150			4	719	131	17,159					203	19,838	255	36,767	517	51,587	3
145	38,360			13	1,412	82	22,740	6	1,386	47	5,031	41	12,691	1,463	432,486	14	1,565	4
																		5
														88	18,823			6
8	3,373			12	4,913	5	2,965	11	3,209	24	12,535	33	6,796	183	72,187	29	11,377	7
15	13,140			12	5,586	39	53,992			11	3,710	207	96,570	389	731,697	273	122,168	8
119	115,720			38	24,257	7	31,525	10	4,664	23	9,835	40	43,411	63	103,270	60	37,961	9
												13	1,751	37	10,337	15	4,565	10
6	457			9	1,008					3	120	9	535	9	374	16	1,030	11
31	6,589			16	4,845	13	2,529	3	275	15	2,137	21	32,553	101	40,690	33	8,283	12
1	15					5	840							81	10,409	1	5	13
														2	40			14
														2	175			15
1	15					5	840							43	7,328			16
																		17
														22	1,621			18
														1	30			19
														6	937			20
														1	3			21
														1	4			22
																		23
														3	271	1	5	24
375	377 293			193	50,735	431	361,929	42	25,304	118	23,411	909	255,699	4,041	2,887 398	1,357	478,426	25
12	4,485			30	5,605	24	6,661	5	3,360	15	1,304	234	26,803	274	110,858	163	33,161	26
2	1,475			7	1,196	229	99,322					329	78,817	548	344,937	801	303,828	27
169	164,122			16	4,194	108	111,704	9	2,942	47	6,548	58	30,066	2,318	2,442,998	19	7,975	28
																		29
														104	95,431			30
4	2,040			11	2,841	5	4,995	11	2,115	15	4,361	17	2,246	169	78,069	13	5,935	31
15	14,663			12	2,319	43	32,813			9	1,013	222	82,438	476	795,754	265	94,224	32
120	184,859			36	32,281	6	20,435	15	16,737	19	8,965	36	28,753	65	94,526	60	27 059	33
												6	467	30	2,229	10	950	34
2	140			6	213							1	7	4	126	7	157	35
31	5,504			5	2,086	6	5,992	2	150	13	1,130	16	7,112	63	22,465	19	5,137	36

119655—32——16

NEW MEXICO

NEW MEXICO

Counties, Principal Cities, Rivers, and Mountains

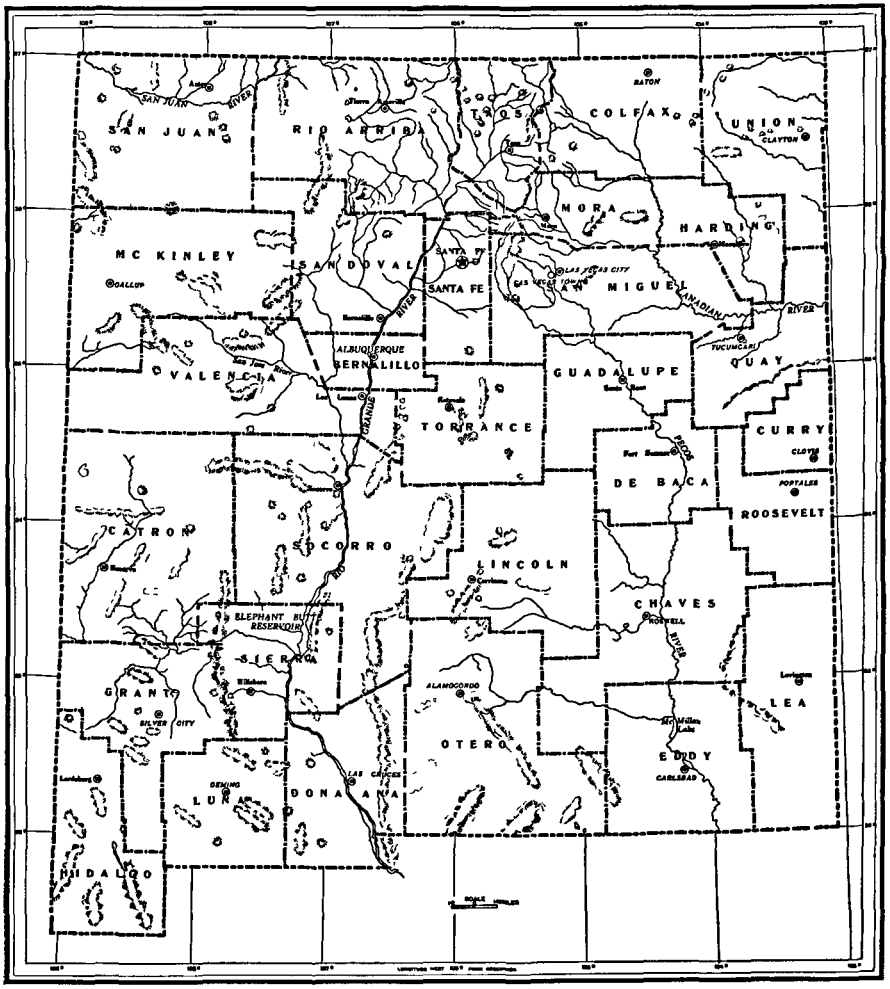

COUNTY TABLE I.—FARMS AND FARM ACREAGE, 1930 AND 1929, BY TYPE OF FARM

[See NOTE, bottom of p 8]

	ITEM AND TYPE OF FARM (See definitions in Introduction)	THE STATE	Bernalillo	Catron	Chaves	Colfax	Curry	De Baca	Dona Ana	Eddy	Grant
	FARMS, BY TYPE, 1930	*Number*	*Number*	*Number*	*Number*	*Number*	*Number*	*Number*	*Number*	*Number*	*Number*
1	All types	31, 404	1, 248	438	883	798	1, 263	352	2, 199	1, 054	576
2	General	3, 305	160	30	57	103	80	43	61	32	67
3	Cash-grain	2, 942	38		3	68	929	11	6	5	40
4	Cotton	2, 873			338		2		1, 636	675	
5	Crop-specialty	4, 291	387	9	58	208	67	41	53	51	57
6	Fruit	429	40	6	38	5		5	22	25	22
7	Truck	728	172		22	2			48	4	9
8	Dairy	639	52	1	34	31	46	11	54	15	13
9	Animal-specialty	839	11	6	11	35	9		6	3	11
10	Stock-ranch	5, 906	16	177	188	177	16	177	30	158	216
11	Poultry	242	23		17	12	8	6	27	12	8
12	Self-sufficing	3, 749	63	92	31	35	21	12	37	9	27
13	Abnormal	3, 392	254	62	43	42	28	20	74	35	28
14	Institution or country estate	25	4						7		1
15	Part-time	3, 212	247	58	39	36	19	20	66	34	26
16	Boarding and lodging	20	2	1							
17	Forest-product	79	1	2		2					1
18	Horse farm, feed lot, or livestock dealer	56		1	4	4	9		1	1	1
19	Unclassified	2, 069	32	55	43	80	67	26	75	30	77
	FARM LAND, BY TYPE										
	All land in farms, 1930:	*Acres*	*Acres*	*Acres*	*Acres*	*Acres*	*Acres*	*Acres*	*Acres*	*Acres*	*Acres*
20	All types	30, 622, 034	84, 876	648, 805	2, 314, 115	1, 930, 848	671, 955	1, 594, 101	436, 555	1, 532, 391	1, 327, 076
21	General	993, 122	3, 013	13, 298	18, 959	69, 372	29, 464	24, 676	4, 729	6, 899	13, 060
22	Cash-grain	1, 241, 496	3, 340		222	59, 094	468, 674	1, 447	236	465	4, 633
23	Cotton	302, 661			76, 710				89, 515	75, 324	
24	Crop-specialty	1, 338, 931	58, 864	2, 990	10, 630	97, 187	25, 889	3, 968	4, 544	30, 391	14, 736
25	Fruit	40, 992	993	447	6, 679	1, 013		95	835	5, 265	3, 115
26	Truck	22, 660	2, 304		202				2, 354	400	844
27	Dairy	309, 133	4, 153		8, 056	32, 441	8, 677	8, 580	6, 271	5, 511	30, 475
28	Animal-specialty	295, 636	1, 060	487	2, 007	24, 179	9, 327		342	400	2, 067
29	Stock-ranch	24, 185, 164	663	537, 033	2, 148, 924	1, 538, 180	97, 000	1, 447, 047	230, 136	1, 393, 226	1, 217, 453
30	Poultry	43, 513	384		6, 478	1, 071	1, 080	365	364	1, 235	2, 845
31	Self-sufficing	404, 615	1, 546	29, 044	9, 205	11, 902	4, 181	1, 438	2, 736	1, 401	2, 132
32	Abnormal	559 635	5, 221	31, 782	15, 733	11, 956	5, 801	16, 555	69, 946	6, 653	8, 469
33	Institution or country estate	62, 783	574						62, 209		
34	Part-time	436, 540	4, 647	31, 782	11, 903	9, 816	2, 921	16, 555	7, 737	6, 653	8, 469
35	Boarding and lodging	9, 796									
36	Forest-product	28, 319									
37	Horse farm, feed lot, or livestock dealer	22, 197			3, 830	2, 140	2, 890				
38	Unclassified	1, 084, 477	3, 335	33, 724	10, 310	80, 453	21, 162	19, 930	14, 547	5, 221	27, 247
	Average acres per farm, 1930:										
39	All types	981	68	1, 481	2, 621	2, 415	531	4, 330	200	1, 454	2, 304
40	General	300	19	443	333	674	368	574	78	216	195
41	Cash-grain	423	88		74	869	504	132	30	93	116
42	Cotton	106			227				55	112	
43	Crop-specialty	312	152	332	183	467	454	97	86	596	259
44	Fruit	96	25	75	176	203		19	38	211	142
45	Truck	32	13		9				49	100	94
46	Dairy	485	80		237	1, 046	189	780	116	367	2, 344
47	Animal-specialty	352	96	81	182	691	1, 036		57	133	188
48	Stock-ranch	4, 095	41	3, 034	11, 430	8, 690	6, 063	8, 175	7, 671	8, 818	5, 636
49	Poultry	185	17		381	89	135	61	13	103	356
50	Self-sufficing	106	25	316	297	340	199	120	74	156	79
51	Abnormal	168	21	548	366	299	307	828	958	196	326
	Crop land harvested, 1929										
52	All types	1, 493, 998	17, 865	5, 554	48, 468	68, 808	305, 772	7, 588	78, 733	49, 112	10, 543
53	General	173, 120	1, 646	867	1, 861	10, 329	10, 906	2, 080	1, 649	878	1, 514
54	Cash-grain	509, 927	726		123	8, 119	260, 728	443	145	275	1, 359
55	Cotton	164, 587			33, 202				69, 404	41 492	
56	Crop-specialty	295, 071	9, 862	255	5, 049	21, 465	10, 239	1, 859	1, 771	3, 383	1, 939
57	Fruit	10, 918	494	79	2, 163	865		81	600	1, 053	340
58	Truck	7, 921	1, 379		169				1, 489	53	166
59	Dairy	33, 540	1, 332		1, 478	1, 833	3, 608	68	2, 334	280	547
60	Animal-specialty	50, 386	107	82	953	4, 831	1, 773		146	118	249
61	Stock-ranch	142, 891	37	2, 416	1, 993	16, 977	3, 045	2, 465		1, 015	3, 514
62	Poultry	5, 532	158		150	545	306	176	147	193	15
63	Self-sufficing	36, 483	330	1, 165	422	634	603	192	334	103	334
64	Abnormal	32, 096	1, 641	517	387	1, 008	2, 159	30	442	176	168
65	Institution or country estate	409	277						132		
66	Part-time	27, 890	1, 364	517	264	771	1, 103	30	310	176	168
67	Boarding and lodging	187									
68	Forest-product	919									
69	Horse farm, feed lot, or livestock dealer	2, 681			123	237	1, 056				
70	Unclassified	31, 536	103	173	519	2, 196	3, 406	164	272	93	398
	Plowable pasture, 1929										
71	All types	3, 198, 497	7, 794	47, 339	718	254, 258	306, 490	14, 653	3, 167	4, 980	5, 569
72	General	285, 831	216	1, 325	77	21, 563	15, 038	4, 405	36	152	1, 466
73	Cash-grain	365, 526	40			30, 312	125, 473	120			81
74	Cotton	27 110			446				1, 178	1, 480	
75	Crop-specialty	312, 363	4, 059	760	12	35, 846	12, 960	68	89		39
76	Fruit	1, 361	98	6	14				2		72
77	Truck	2, 775	127		1				1		
78	Dairy	79, 903	1, 178		86	3, 603	3, 907	7	890		565
79	Animal-specialty	98, 007	128	35	40	7 078	5, 419				293
80	Stock ranch	1, 682, 621	553	34, 054	20	134, 596	34, 890	7, 458	15	2, 404	1, 104
81	Poultry	10, 219	142		1	5	670	160	1	9	30
82	Self-sufficing	62, 604	327	3, 452		1, 443	2, 602	261	5	4	53
83	Abnormal	65, 500	800	2, 217	12	3, 931	3, 122	1, 759	54	284	753
84	Unclassified	204, 875	24	5, 439	7	16, 879	11, 419	406	886	436	1, 059
	Other pasture (excl. woodland), 1929										
85	All types	25, 343, 551	33, 110	549, 994	2, 243, 878	1, 487, 904	88, 269	1, 494, 701	389, 735	1, 461, 088	1, 278, 4[illegible]1
86	General	357, 034	348	1, 233	16, 384	29, 654	858	17, 512	1, 990	5, 760	9, 342
87	Cash-grain	250, 530	2, 455			7, 269	25, 802	730		190	2, 963
88	Cotton	71, 062			33, 653				3, 425	20, 959	
89	Crop-specialty	464, 083	34, 562	639	4, 150	20, 422	575	1, 341	1, 324	26, 607	11, 738
90	Fruit	19, 364	162	70	3, 674			6	156	3, 769	2, 437
91	Truck	6, 548	144		1				3	137	623
92	Dairy	162, 698	83		6, 138	25, 896	287	6, 441	2, 035	8, 160	25, 165
93	Animal-specialty	113, 409	379	220	811	9, 967	822		95	280	1, 445
94	Stock-ranch	20, 931, 438	30	233, 167	2, 143, 634	1, 322, 146	67, 131	1, 435, 485	237, 355	1, 390, 153	1, 188, 468
95	Poultry	24, 407	6		4, 287	344			160	898	2, 738
96	Self-sufficing	175, 495	533	8, 653	8, 004	3, 636	96	437	43	1, 134	1, 987
97	Abnormal	313, 411	1, 294	8, 570	13, 876	3, 405	35	14, 721	68, 325	5, 613	4, 650
98	Unclassified	633, 554	2, 122	10, 412	7, 370	52, 336	2, 664	19, 118	5, 741	3, 869	22, 077

COUNTY TABLE I.—FARMS AND FARM ACREAGE, 1930 AND 1929, BY TYPE OF FARM—Continued

[See NOTE, bottom of p 8]

	ITEM AND TYPE OF FARM (See definitions in Introduction)	Guadalupe	Harding	Hidalgo	Lea	Lincoln	Luna	McKinley	Mora	Otero	Quay	Rio Arriba
	FARMS, BY TYPE, 1930	*Number*	*Number*	*Number*	*Number*	*Number*	*Number*	*Number*	*Number*	*Number*	*Number*	*Number*
1	All types	596	628	335	610	569	235	996	1,318	537	1,176	2,492
2	General	47	40	26	61	31	13	18	213	72	206	267
3	Cash-grain	34	203	1	3	4		19	149	14	313	15
4	Cotton		1	11	13		16			12	17	
5	Crop-specialty	78	75	31	2	71	39	12	111	28	122	185
6	Fruit	2			1	7			5	45		22
7	Truck	7		1	1	32	3	1	2	8	1	187
8	Dairy	4	9	7	16	7	10	5	5	12	26	6
9	Animal-specialty	29	29	4	12	23	5	27	69	6	45	132
10	Stock-ranch	181	105	136	342	213	79	618	147	221	211	314
11	Poultry	2	1	7	2	4	16		1	3	13	3
12	Self sufficing	66	20	25	48	46	13	167	236	30	41	704
13	Abnormal	105	41	40	46	77	8	119	322	57	42	471
14	Institution or country estate					1	1			2		1
15	Part-time	97	38	38	41	71	7	114	302	52	40	468
16	Boarding and lodging			1		1		1		1		1
17	Forest-product	8				2		4	20	2		
18	Horse farm, feed lot, or livestock dealer		3	1	5	2			1		2	1
19	Unclassified	41	95	46	63	54	33	10	57	28	139	96
	FARM LAND, BY TYPE											
	All land in farms, 1930	*Acres*	*Acres*	*Acres*	*Acres*	*Acres*	*Acres*	*Acres*	*Acres*	*Acres*	*Acres*	*Acres*
20	All types	641,088	960,981	753,947	2,011,573	1,316,403	591,752	857,423	917,409	213,308	1,647,291	732,305
21	General	14,614	30,342	4,149	40,319	11,706	3,903	3,397	50,663	11,361	134,280	24,861
22	Cash grain	16,523	148,295		6,710	998		6,528	18,287	1,563	218,571	2,144
23	Cotton			747	6,290		4,468			1,781	8,020	
24	Crop-specialty	20,145	46,680	4,508		25,598	7,079	4,751	31,079	6,876	66,863	39,301
25	Fruit					3,847			232	7,030		533
26	Truck	808				5,069	251			1,479		2,551
27	Dairy	2,762	4,710	2,177	13,312	4,180	1,619	2,420	1,685	3,053	25,689	1,228
28	Animal-specialty	3,826	20,481	1,063	4,578	3,154	740	1,739	18,433	1,661	40,102	18,175
29	Stock ranch	525,114	642,263	676,553	1,831,523	1,152,835	529,104	827,770	729,126	138,509	1,047,391	529,860
30	Poultry			4,624		18	3,614			80	6,775	74
31	Self sufficing	10,557	5,824	13,427	17,558	7,590	1,865	5,894	26,493	3,586	19,717	51,274
32	Abnormal	27,570	17,961	22,626	40,063	17,342	2,090	3,662	30,036	7,645	9,741	23,940
33	Institution or country estate											
34	Part-time	23,050	16,291	22,626	32,583	17,342	2,090	1,778	23,818	7,645	9,741	23,940
35	Boarding and lodging											
36	Forest-product	4,520						1,884	6,218			
37	Horse farm, feed lot, or livestock dealer		1,670		7,480							
38	Unclassified	19,169	44,425	24,073	51,220	84,216	37,029	1,262	11,375	28,684	70,142	28,364
	Average acres per farm, 1930											
39	All types	1,076	1,530	2,251	3,298	2,314	2,518	861	696	397	1,401	290
40	General	311	619	160	661	378	300	189	238	158	652	93
41	Cash-grain	486	731		2,237	250		344	123	112	698	143
42	Cotton			68	484		279			148	472	
43	Crop-specialty	258	622	145		361	182	396	280	246	548	212
44	Fruit					550			46	156		24
45	Truck	115				158	84			185		14
46	Dairy	691	523	311	832	597	162	484	337	235	988	205
47	Animal specialty	132	706	266	382	137	148	64	267	277	891	138
48	Stock ranch	2,901	6,117	4,975	5,355	5,412	6,698	1,339	4,960	627	4,964	1,657
49	Poultry			661		5	226			27	521	25
50	Self sufficing	160	291	537	366	165	143	35	112	120	481	65
51	Abnormal	263	438	595	871	244	299	31	93	147	244	51
	Crop land harvested, 1929											
52	All types	9,720	67,319	4,069	18,547	9,807	8,249	7,928	31,768	9,872	158,445	31,900
53	General	1,054	4,803	691	3,745	828	396	649	5,052	2,146	21,530	2,902
54	Cash grain	949	39,021		330	184		1,873	4,289	507	98,049	471
55	Cotton			357	1,187		1,756			821	1,971	
56	Crop-specialty	2,277	10,818	1,105		3,237	2,698	804	4,809	1,032	14,820	4,982
57	Fruit					536			51	1,238		214
58	Truck	96				503	79			184		1,226
59	Dairy	69	630	140	649	278	146	134	261	234	1,715	187
60	Animal specialty	578	2,675	251	614	667	147	478	2,763	214	4,326	3,671
61	Stock ranch	2,942	6,520	1,220	9,293	2,493	2,025	2,138	7,497	2,266	12,328	5,443
62	Poultry			104		3	167			12	671	8
63	Self-sufficing	716	377	50	922	295	208	1,495	2,646	421	995	6,734
64	Abnormal	921	1,063	52	453	357	24	262	3,792	495	925	3,409
65	Institution or country estate											
66	Part time	888	843	52	432	357	24	157	3,514	495	925	3,409
67	Boarding and lodging											
68	Forest-product	33						105	278			
69	Horse farm, feed lot, or livestock dealer		220		21							
70	Unclassified	118	1,405	99	1,354	427	603	95	608	302	1,115	1,653
	Plowable pasture, 1929											
71	All types	88,122	248,173	9,248	83,666	23,347	14,742	2,877	48,128	4,906	290,761	31,854
72	General	3,435	11,417	746	11,674	735	845	105	4,132	872	38,095	2,240
73	Cash grain	3,382	50,391		2,055	330		1,102	1,376	15	44,189	768
74	Cotton			20	3,275		781			287	725	
75	Crop-specialty	6,135	14,829	841		589	1,143	50	7,691	1,429	21,483	4,272
76	Fruit					38			52	182		28
77	Truck	137				650	22			186		84
78	Dairy	2,360	1,878	20	1,880	459	284	80	791	545	3,621	
79	Animal-specialty	938	8,960		250	26	11	100	4,307	559	10,665	2,914
80	Stock ranch	54,158	135,900	5,548	54,587	14,528	6,431	1,039	15,788	309	148,956	9,150
81	Poultry					3	1,150			53	2,258	
82	Self sufficing	2,665	1,755	10	3,230	570	1,132	227	6,038	8	4,253	4,348
83	Abnormal	6,255	3,981	651	1,885	3,235	438	93	5,555	268	2,002	2,785
84	Unclassified	8,607	19,062	1,410	4,730	2,184	2,505	80	2,398	193	14,514	5,205
	Other pasture (excl woodland), 1929											
85	All types	489,038	590,903	719,235	1,871,089	1,057,161	561,990	801,678	685,021	73,625	1,129,730	497,047
86	General	6,525	11,233	1,413	23,559	8,033	1,796	1,171	18,400	193	66,829	8,821
87	Cash grain	8,565	46,132		4,300	21		407	3,007		63,951	361
88	Cotton				1,491		1,194			445	5,019	
89	Crop-specialty	7,523	18,612	1,605		17,679	2,390	2,050	9,972	160	25,975	17,515
90	Fruit					3,271				1,050		154
91	Truck	226				3,849	124					496
92	Dairy	268	1,812	1,531	10,718	3,278	505	1,269	180	1,000	18,524	883
93	Animal-specialty	1,470	8,431	729	3,281	1,135	350	680	5,008	9	23,074	6,801
94	Stock-ranch	432,813	479,974	657,929	1,734,888	925,607	519,690	792,085	633,355	59,212	859,370	425,373
95	Poultry			4,501		7	1,455				3,412	9
96	Self-sufficing	4,475	1,120	12,964	12,701	4,588	223	2,215	7,960	750	12,343	21,267
97	Abnormal	12,372	10,229	20,316	37,024	12,081	1,596	1,319	3,651	2,469	6,526	8,875
98	Unclassified	7,499	13,360	18,247	43,627	77,612	32,667	482	3,488	8,337	37,707	6,492

COUNTY TABLE I.—FARMS AND FARM ACREAGE, 1930 AND 1929, BY TYPE OF FARM—Continued

[See NOTE, bottom of p 8]

	ITEM AND TYPE OF FARM (See definitions in Introduction)	Roosevelt	Sandoval	San Juan	San Miguel	Santa Fe	Sierra	Socorro	Taos	Torrance	Union	Valencia
	FARMS, BY TYPE, 1930	*Number*	*Number*	*Number*	*Number*	*Number*	*Number*	*Number*	*Number*	*Number*	*Number*	*Number*
1	All types	1,579	1,309	1,423	1,670	687	449	849	1,423	1,055	1,454	1,274
2	General	351	165	171	193	71	49	52	147	17	274	179
3	Cash-grain	228	345	58	40	1	16	56	21	2	185	135
4	Cotton	126					26					
5	Crop-specialty	247	118	87	374	82	14	162	238	821	306	167
6	Fruit		33	96	7	12	3	8	8			17
7	Truck	20	11	14	27	74	4	3	6	1		68
8	Dairy	120	7	15	29	11	9	7	8	13	50	5
9	Animal-specialty	62	36	52	29	14	9	5	35	4	90	30
10	Stock-ranch	128	119	617	178	49	116	241	142	88	271	235
11	Poultry	23	1	25	10				5		10	3
12	Self-sufficing	29	285	64	299	246	104	173	512	12	28	184
13	Abnormal	36	146	173	382	91	48	90	242	36	22	210
14	Institution or country estate	1	2	1	1	2		1				
15	Part time	31	134	170	352	86	46	87	231	33	19	210
16	Boarding and lodging		4		3	1		2	1	1		
17	Forest-product		6		23		1		5	1	1	
18	Horse farm, feed lot, or livestock dealer	4		2	3	2	1		5	1	2	
19	Unclassified	209	43	50	102	36	51	52	59	61	218	41
	FARM LAND, BY TYPE											
	All land in farms, 1930:	*Acres*	*Acres*	*Acres*	*Acres*	*Acres*	*Acres*	*Acres*	*Acres*	*Acres*	*Acres*	*Acres*
20	All types	1,282,344	238,198	131,401	1,908,753	441,895	886,399	917,770	147,947	1,207,071	1,945,856	635,768
21	General	162,474	10,934	14,030	64,349	6,458	9,535	2,072	8,668	13,729	177,464	10,344
22	Cash grain	133,768	4,896	8,919	9,755		759	2,052	1,000		111,985	10,831
23	Cotton	38,042					1,774					
24	Crop-specialty	65,088	9,146	10,061	95,687	27,444	1,060	58,636	43,395	358,132	150,099	18,104
25	Fruit		2,440	4,981	158	374	1,666	512	203			574
26	Truck	872	296	224	1,860	797	127	367	814			1,041
27	Dairy	70,758	1,813	1,652	18,385	7,255	2,952	2,510	690	8,871	26,833	415
28	Animal-specialty	38,842	5,812	6,598	9,725	456	654	297	3,080	1,330	73,591	1,430
29	Stock-ranch	655,329	161,247	70,429	1,450,040	338,321	831,612	812,822	55,874	773,243	1,236,603	560,084
30	Poultry	7,399		2,149	726				70		4,045	117
31	Self-sufficing	8,830	16,260	3,466	87,672	9,662	10,830	10,925	12,723	3,882	7,559	5,436
32	Abnormal	13,046	16,494	2,587	72,910	5,411	12,633	18,860	10,650	12,551	8,960	10,741
33	Institution or country estate											
34	Part-time	11,216	9,259	2,587	54,181	5,411	12,633	18,860	8,754	12,551	8,960	10,741
35	Boarding and lodging		3,316		6,480							
36	Forest-product		3,919		10,331				1,447			
37	Horse farm, feed lot, or livestock dealer	1,830			1,918				449			
38	Unclassified	87,796	8,990	6,305	97,486	45,717	12,797	8,717	10,080	85,333	148,717	6,651
	Average acres per farm, 1930											
39	All types	*812*	*182*	*92*	*1,143*	*643*	*1,974*	*1,081*	*104*	*1,144*	*1,338*	*499*
40	General	463	66	82	333	91	195	40	59	808	648	58
41	Cash-grain	587	14	154	244		47	37	48		605	80
42	Cotton	302					68					
43	Crop-specialty	264	78	116	256	335	76	362	182	436	491	108
44	Fruit		74	52	23	31	555	64	25			34
45	Truck	44	27	16	69	11	32	122	136			15
46	Dairy	590	259	110	634	660	328	359	86	682	537	83
47	Animal-specialty	626	161	127	335	33	73	59	88	333	818	48
48	Stock-ranch	5,120	1,355	114	8,146	6,905	7,169	3,373	393	8,787	4,563	2,383
49	Poultry	322		86	73				14		405	39
50	Self-sufficing	304	57	54	293	39	104	63	25	324	270	30
51	Abnormal	373	115	15	191	63	275	217	44	380	472	51
	Crop land harvested, 1929											
52	All types	160,438	14,970	22,369	39,039	10,294	4,483	9,165	22,196	87,559	157,949	16,976
53	General	41,061	2,120	4,462	6,314	1,049	1,201	324	3,223	656	82,955	3,229
54	Cash-grain	39,576	3,259	2,965	1,510		185	646	549		81,766	2,880
55	Cotton	13,470					927					
56	Crop-specialty	23,840	2,026	3,691	14,153	4,198	332	6,293	6,837	84,439	43,650	4,176
57	Fruit		353	1,951	81	208	60	113	164			275
58	Truck	551	115	138	290	535	112	25	188			623
59	Dairy	10,791	169	893	1,687	90	148	118	145	525	3,457	44
60	Animal-specialty	7,290	807	1,995	1,535	170	87	36	1,034	150	12,052	578
61	Stock-ranch	9,841	1,328	4,047	5,432	1,223	651	374	2,619	1,220	28,918	1,612
62	Poultry	1,562		406	177				59		598	77
63	Self-sufficing	912	2,290	838	3,330	1,554	606	650	5,890	60	802	1,025
64	Abnormal	1,367	1,205	849	4,283	537	162	297	2,787	379	316	1,623
65	Institution or country estate											
66	Part time	997	1,004	849	3,511	537	162	297	2,416	379	316	1,623
67	Boarding and lodging		102		85							
68	Forest-product		99		397				7			
69	Horse farm, feed lot, or livestock dealer	370			290				364			
70	Unclassified	10,168	596	635	190	660	12	280	191	128	3,435	134
	Plowable pasture, 1929											
71	All types	500,696	23,753	2,382	340,674	31,387	2,482	8,646	11,318	309,437	559,551	19,796
72	General	75,736	1,181	280	9,462	843	132	334	440	5,971	71,482	1,395
73	Cash-grain	45,725	83	64	2,136		30	143	309		45,856	2,539
74	Cotton	18,668					131					
75	Crop-specialty	27,670	674	533	16,330	6,056	9	5,240	1,690	78,519	59,523	3,704
76	Fruit		371	78	1	20	11	164	2			222
77	Truck	285	26		867	12	14	2	225			136
78	Dairy	35,785	431	47	5,078	510	126	65	144	6,372	9,067	2
79	Animal-specialty	16,764	1,405	300	4,593	1	8	16	639	40	32,342	366
80	Stock-ranch	235,170	14,170	368	278,238	17,719	1,080	1,125	5,937	202,304	276,376	8,493
81	Poultry	3,523		180	187						1,837	10
82	Self-sufficing	4,268	2,479	153	14,208	1,662	19	527	858	1,535	3,535	977
83	Abnormal	6,185	1,694	297	6,462	1,306	43	979	650	3,890	2,150	1,774
84	Unclassified	80,598	239	82	3,122	3,258	679	61	334	10,806	57,483	178
	Other pasture (excl. woodland), 1929											
85	All types	688,868	149,844	88,066	1,230,919	389,023	853,398	832,373	43,950	690,609	1,114,635	606,468
86	General	39,522	5,438	5,493	26,672	3,190	4,626	409	531	3,204	64,121	2,664
87	Cash-grain	45,170	432	3,735	2,576		326	706	15		28,316	2,063
88	Cotton	4,680					196					
89	Crop-specialty	11,674	2,695	3,301	32,335	14,438	539	36,537	2,088	109,909	40,464	4,695
90	Fruit		1,366	1,697	30	61	1,579	71	1			10
91	Truck	4	29	39	293	58			385			137
92	Dairy	20,819	664	624	7,402	4,996	2,304	2,322	88	917	11,044	344
93	Animal-specialty	12,763	2,050	2,557	3,631	212	468	47	451	603	25,376	264
94	Stock-ranch	405,240	122,167	64,676	1,019,763	259,671	811,612	765,739	23,439	657,557	880,328	485,361
95	Poultry	2,102		818	311				5		1,276	
96	Self-sufficing	2,852	6,153	1,368	36,691	2,898	9,130	4,816	1,450	1,089	2,956	2,405
97	Abnormal	4,917	3,529	1,177	19,537	2,672	12,278	12,708	1,501	4,115	6,166	5,446
98	Unclassified	30,716	5,332	3,351	80,988	40,649	10,150	7,024	4,006	12,159	44,468	1,929

COUNTY TABLE 11.—VALUE OF SPECIFIED FARM PROPERTY, 1930, BY TYPE OF FARM

[See NOTE, bottom of p 8]

	ITEM AND TYPE OF FARM (See definitions in Introduction)	THE STATE	Bernalillo	Catron	Chaves	Colfax	Curry	De Baca	Dona Ana	Eddy	Grant
	Land and buildings	*Dollars*	*Dollars*	*Dollars*	*Dollars*	*Dollars*	*Dollars*	*Dollars*	*Dollars*	*Dollars*	*Dollars*
1	All types	207 859 492	5,155,594	2,895,734	11 931,606	14,376,712	14,095 412	3 538,175	20,317,086	10 343 915	6,427,628
2	General	15,204,768	595,795	98,310	301,210	715,538	618,879	194,080	462 439	204,985	278,663
3	Cash-grain	22,518,835	309 315		13 205	732,950	10,777,913	38,740	28 400	23 250	177,344
4	Cotton	29,763,518			4,677,370				16,936,055	6,565,690	
5	Crop specialty	18,843 286	1,222,898	25 200	1,035,470	1,378 610	452,930	316,075	515,943	597 800	264,710
6	Fruit	3,688,248	336,800	9,740	570,150	39,500		27,500	245,550	193,700	126,855
7	Truck	2,150 609	465,515		146,500				371,960	32,400	38,750
8	Dairy	5,472,968	816,600		298,600	256,330	377,695	39,980	704,748	99,200	401,400
9	Animal-specialty	4,676,576	50 260	13,487	174,000	440,240	156,000		40 000	10 000	51,596
10	Stock ranch	81,985,573	36,610	2,071,221	4,261,188	9,741,214	954,600	2,733 510	260,749	1,944,521	4,651,713
11	Poultry	1,159,477	183,000		89,300	46,600	24,400	12,700	114,350	122,000	30,900
12	Self-sufficing	5,919,030	147,902	221,295	64,265	77,035	80,720	28,046	92,824	25,414	57 557
13	Abnormal	6,558,863	885,203	126,965	142,980	143,345	211,000	78,080	263,803	108,945	98,870
14	Institution or country estate	274,736	164,478						110,258		
15	Part-time	5,620 742	720,725	126,965	111,380	122,045	100,130	78,080	153,545	108,945	98,870
16	Boarding and lodging	234,450									
17	Forest-product	124,225									
18	Horse farm, feed lot, or livestock dealer	304,710			31,600	21 300	110,870				
19	Unclassified	9,917,741	105,696	129,516	156,768	805,350	441,155	69,464	279,565	415 960	249,170
	Land and buildings, per farm										
20	All types	6,619	4,131	6 155	13,513	18,016	11,160	10,052	9,545	9 814	11,139
21	General	4,601	3,724	3,277	5,284	6,947	7,736	4,513	7,597	6,406	4,159
22	Cash grain	7,665	8,140		4,402	10,779	11,602	3,522	4,733	4 650	4,434
23	Cotton	10,371			13,838				10,352	9,727	
24	Crop-specialty	4,393	3 170	2,800	17,853	6,628	7,945	7,709	9,729	11,722	4 644
25	Fruit	8,658	8,420	1,623	15,004	7,900		5,500	11 161	7 748	5,766
26	Truck	2,991	2,706		6,659				7,749	8,100	4,306
27	Dairy	8,578	15,704		8,782	8,269	8,211	3,635	13,051	6,617	30,877
28	Animal-specialty	5,574	4,569	2,248	15,873	12 578	17 340		6,667	3 333	4,692
29	Stock ranch	13,882	2,288	11,702	22,666	55,035	59,664	15,444	8,692	12,307	21,536
30	Poultry	4 934	7 957		5 253	3 883	3,050	2,117	4,235	10 167	3,863
31	Self-sufficing	1,579	2,348	2,405	2,073	2,201	3 844	2,337	2 509	2,824	2,132
32	Abnormal	1,968	3,527	2,189	3,325	3,584	7,536	3,904	3,614	3,204	3,803
	Land and buildings, per acre										
33	All types	7	61	4	5	7	21	2	48	7	5
34	General	15	198	7	16	10	21	8	98	30	21
35	Cash grain	18	93		59	12	23	27	120	50	38
36	Cotton	98			61				189	87	
37	Crop-specialty	14	21	8	97	14	17	80	112	20	18
38	Fruit	90	339	22	85	39		289	294	37	41
39	Truck	95	202		725				158	81	46
40	Dairy	18	197		37	8	44	5	112	18	13
41	Animal-specialty	16	47	28	87	18	17		117	25	25
42	Stock ranch	3	55	4	2	6	10	2	1	1	4
43	Poultry	27	477		14	44	23	35	314	99	11
44	Self-sufficing	15	96	8	7	6	19	20	34	18	27
45	Abnormal	12	170	4	9	12	36	5	4	16	12
	Farm buildings (including dwellings)										
46	All types	27,138,284	1,254 484	267,170	1,641 597	1,393 046	1,604,978	275 815	2,601 298	1,228 038	1 008 942
47	General	2,752,689	162,095	15,625	85,315	155,735	94 848	23,645	99,365	77,350	52,420
48	Cash-grain	2,518,567	34,360		540	78,475	1,126,192	4,050	3,350	1,500	19,180
49	Cotton	3,350,165			622,251				1,900,776	538,083	
50	Crop-specialty	2,878,951	242,648	4,300	162,400	214,110	52,925	49,025	72,275	97,400	38,295
51	Fruit	840,391	79 600	1,730	126,860	5,600		7,000	75,205	30,550	34 100
52	Truck	468,630	82,805		53,710				70 685	3 450	4,075
53	Dairy	1,225,854	189,155		72,400	58,300	102,438	7,475	133,275	25,600	95 900
54	Animal-specialty	806,748	13,350	3,150	38,750	62,545	17,100		5,000	2,600	6,900
55	Stock ranch	6,923,269	15,200	167,630	341,845	613,125	38,700	154 000	36 605	211 105	506,532
56	Poultry	398,108	67,350		35,850	16 600	9,700	3,300	57 850	44,800	11,050
57	Self sufficing	1,503 628	50,600	38 395	14,690	25,950	16,250	6,920	29,215	5,675	11 510
58	Abnormal	1,949,119	287,956	19,950	47,304	45,006	55,560	9,825	83 950	28,450	38,555
59	Institution or country estate	74,823	48 478						26,345		
60	Part-time	1,607,552	239,488	19,950	39,904	38,506	21,460	9,825	57,600	28,450	38,555
61	Boarding and lodging	172,900									
62	Forest-product	23,239									
63	Horse farm, feed lot, or livestock dealer	70,600			7,400	6,500	34,100				
64	Unclassified	1,522,165	29,355	16,390	39,682	117 600	91,265	10,575	23,945	50,475	90,365
	Farmers' dwellings										
65	All types	16 516 597	890,388	143 830	993 645	710,493	822 082	162,477	1,788 525	769,355	478 470
66	General	1,796 033	103,020	8,035	54,775	97 573	50,034	16,425	76,500	58,200	36,275
67	Cash grain	1,443,692	26,695		340	42,685	581,046	2,425	2,700	1,100	9 565
68	Cotton	2,198,313			352,333				1,302,840	421 650	
69	Crop-specialty	1,893 603	184,430	2,100	101,200	133 980	29,670	30,075	55,375	61 975	24 925
70	Fruit	591,029	56,290	1,350	86,070	3,175		3,900	59 200	20 800	26,225
71	Truck	346,675	62,925		45 450				43 500	2,800	2,475
72	Dairy	655 593	112,000		44 750	26 900	51,382	5,800	73,800	17,350	21 450
73	Animal-specialty	492,563	9,875	1,525	23,050	28,210	5,950		3,000	2,075	3 950
74	Stock ranch	3,474,529	12,375	88,215	190,350	261 460	16,450	82,500	23 120	127 030	245,620
75	Poultry	227,755	50,800		22,750	10,300	3 550	2,125	28,625	19,000	3 425
76	Self sufficing	1,120,137	41,900	20 870	9,695	20 485	8 990	5,445	22 000	4,075	6 935
77	Abnormal	1,399,791	208,478	11,285	40,110	28,225	26,980	7,287	50,900	21 050	25,700
78	Institution or country estate	12,623	7,123						5,500		
79	Part-time	1,214,563	201,355	11,285	35,260	25,035	9,880	7,287	45,400	21,050	25,700
80	Boarding and lodging	118,850									
81	Forest product	14,605									
82	Horse farm, feed lot, or livestock dealer	39,150			4,850	3,200	17,100				
83	Unclassified	875,984	21,600	10,450	21,772	57,490	48,030	6,435	26,965	12,250	68,925
	Implements and machinery										
84	All types	12,996,727	353,383	148,814	767 198	459 287	1,374,394	147 606	1,017 177	757,971	325 830
85	General	1,210,756	44,857	6,385	26,838	70,993	43,620	16,607	22,328	18,070	18,641
86	Cash-grain	2,371,943	4,656		810	50,051	1,177,429	1,895	2,000	2,400	3,013
87	Cotton	1,770,508			338,938				801 000	513,374	
88	Crop-specialty	1,743,792	79,769	1,125	61,695	85,535	31,825	33,021	20,928	58,790	14 534
89	Fruit	257 817	19 975	215	39,445	6,500		2,740	19,125	14 000	17 765
90	Truck	181,923	48,215		7,350				23,790	3,015	2,025
91	Dairy	433,812	59,860		22,050	14 250	28,025	3,385	56 832	6 850	33,391
92	Animal-specialty	413,734	3 480	580	18,350	33,925	20,350		2,450	1 600	9 500
93	Stock-ranch	2,878,903	5,505	101,223	223,135	146,003	13,840	74,245	17 920	98,970	184,397
94	Poultry	108,305	10,980		6,000	4,525	1,600	3,403	8,500	19,442	4,500
95	Self-sufficing	453,284	9,181	16,009	3,265	4,940	4,145	2,685	7 572	2,725	4,873
96	Abnormal	597,544	60,237	10,757	8 170	12,630	19,418	6,767	20,962	9 900	13,754
97	Unclassified	575,244	6,908	11,920	10,160	29,935	34,635	2,860	13,750	8,845	14,447

COUNTY TABLE II.—VALUE OF SPECIFIED FARM PROPERTY, 1930, BY TYPE OF FARM—Continued

[See NOTE, bottom of p. 8]

	ITEM AND TYPE OF FARM (See definitions in Introduction)	Guadalupe	Harding	Hidalgo	Lea	Lincoln	Luna	McKinley	Mora	Otero	Quay	Rio Arriba
	Land and buildings	*Dollars*	*Dollars*	*Dollars*	*Dollars*	*Dollars*	*Dollars*	*Dollars*	*Dollars*	*Dollars*	*Dollars*	*Dollars*
1	All types	2,159,390	6,968,440	3,411,475	9,476,896	4,349,498	2,872,721	3,188,932	5,088,539	2,711,324	12,552,112	6,524,687
2	General	103,568	303,786	152,280	341,095	160,440	77,280	40,937	480,182	337,355	1,326,793	797,473
3	Cash-grain	83,440	1,606,991		32,560	19,480		75,480	326,667	50,600	3,334,029	27,233
4	Cotton			83,500	66,260		181,175			161,800	74,600	
5	Crop-specialty	127,651	400,258	232,730		497,433	395,060	50,550	258,443	113,738	749,435	410,970
6	Fruit					208,500			6,100	888,950		80,146
7	Truck	19,462				98,950	14,480			42,200		397,815
8	Dairy	16,290	30,965	29,650	81,160	29,725	69,905	50,000	11,880	70,980	257,570	28,975
9	Animal-specialty	34,555	165,330	41,956	51,170	88,125	31,000	38,425	224,701	36,250	397,696	489,723
10	Stock-ranch	1,524,749	3,208,303	1,553,708	8,173,851	2,667,385	1,160,125	1,641,131	2,951,030	619,810	5,493,163	2,180,855
11	Poultry			39,700		5,250	77,500			8,600	60,650	14,400
12	Self-sufficing	65,160	32,390	73,636	157,010	71,734	31,650	233,550	318,127	62,100	150,035	1,195,222
13	Abnormal	118,356	91,742	98,500	211,730	114,603	24,320	37,458	435,054	130,866	144,925	587,962
14	Institution or country estate											
15	Part-time	103,156	76,342	98,500	195,730	114,603	24,320	25,038	398,890	130,866	144,925	587,962
16	Boarding and lodging											
17	Forest-product	15,200						12,420	36,164			
18	Horse farm, feed lot, or livestock dealer		15,400		16,000							
19	Unclassified	65,149	428,665	105,815	362,060	387,873	810,226	19,401	76,355	188,075	563,216	313,913
	Land and buildings, per farm											
20	All types	3,691	9,982	7,198	15,536	7,644	12,294	2,196	3,981	5,049	10,674	2,618
21	General	2,204	6,200	5,857	5,592	5,175	5,945	2,274	2,254	4,685	6,441	2,987
22	Cash-grain	2,454	7,916		10,853	4,870		3,973	2,192	3,614	10,652	1,816
23	Cotton			7,591	5,097		11,323			13,453	4,388	
24	Crop-specialty	1,637	5,337	7,507		7,006	10,130	4,213	2,328	4,062	6,143	2,221
25	Fruit					29,786			1,220	19,754		3,643
26	Truck	2,780				3,092	4,827			5,275		2,127
27	Dairy	4,073	3,439	4,236	5,073	4,246	6,991	10,000	2,376	5,460	9,907	4,829
28	Animal-specialty	1,192	5,701	10,489	4,264	3,832	6,200	1,423	3,257	6,042	8,838	3,710
29	Stock-ranch	8,424	30,556	11,424	23,900	12,523	14,685	2,656	20,075	2,805	26,034	6,945
30	Poultry			5,671		1,313	4,844			2,867	4,665	4,800
31	Self-sufficing	987	1,620	2,945	3,271	1,559	2,435	1,309	1,348	2,070	3,059	1,505
32	Abnormal	1,127	2,238	2,592	4,603	1,614	3,474	317	1,351	2,517	3,623	1,256
	Land and buildings, per acre											
33	All types	3	7	3	5	3	5	3	6	13	8	9
34	General	7	10	37	8	14	20	12	9	30	10	32
35	Cash grain	5	11		5	20		12	18	32	15	13
36	Cotton			112	11		41			91	9	
37	Crop-specialty	6	9	52		19	56	11	8	17	11	10
38	Fruit					54			26	126		150
39	Truck	24				20	58			29		156
40	Dairy	6	7	14	6	7	43	21	7	23	10	24
41	Animal-specialty	9	8	39	11	28	42	22	12	22	10	27
42	Stock-ranch	3	5	2	4	2	2	3	4	4	5	4
43	Poultry			9		292	21			108	9	195
44	Self-sufficing	6	6	5	9	9	17	40	12	17	8	23
45	Abnormal	4	5	4	5	7	12	10	14	17	15	26
	Farm buildings (including dwellings)											
46	All types	234,463	451,372	278,040	710,790	608,740	410,595	359,275	671,053	500,970	1,176,057	1,299,739
47	General	17,885	22,220	13,950	57,550	22,850	17,200	13,025	83,990	56,955	184,370	189,200
48	Cash-grain	10,386	134,290		5,300	2,450		16,050	51,910	9,915	338,726	3,125
49	Cotton			9,500	14,200		24,400			23,900	10,300	
50	Crop-specialty	24,435	43,623	17,870		42,005	77,375	15,975	42,290	25,850	78,606	99,835
51	Fruit					19,700			2,225	145,750		16,625
52	Truck	3,825				9,535	3,160			5,050		95,860
53	Dairy	7,975	5,360	7,350	15,000	10,490	28,100	17,000	1,440	22,050	39,840	7,325
54	Animal-specialty	9,360	15,865	5,375	6,210	15,360	11,500	12,675	33,255	5,100	61,250	100,640
55	Stock ranch	107,285	156,169	144,925	512,450	360,330	162,610	173,695	269,818	119,080	326,575	214,345
56	Poultry			18,050		2,600	28,200			2,000	10,375	9,500
57	Self-sufficing	17,020	4,670	13,925	32,860	13,715	7,915	89,140	71,527	14,700	19,120	313,378
58	Abnormal	27,667	15,095	26,845	30,685	21,935	10,900	9,600	98,464	40,755	42,016	168,424
59	Institution or country estate											
60	Part-time	25,402	13,645	26,845	28,635	21,935	10,900	7,475	94,065	40,755	42,016	168,424
61	Boarding and lodging											
62	Forest-product	2,265						2,125	4,399			
63	Horse farm, feed lot, or livestock dealer		1,450		2,050							
64	Unclassified	8,625	54,090	20,250	36,535	87,770	39,235	5,115	16,154	29,865	64,880	81,432
	Farmers' dwellings											
65	All types	128,949	239,130	167,083	413,190	381,730	239,735	294,290	388,840	387,590	674,945	847,598
66	General	10,915	12,435	10,250	35,990	12,485	12,025	7,435	57,290	35,155	105,880	150,730
67	Cash-grain	6,314	68,090		1,400	1,900		10,340	26,135	7,050	199,185	2,334
68	Cotton			6,950	7,400		12,675			16,450	6,250	
69	Crop-specialty	13,515	28,945	11,650		30,005	53,675	7,850	28,580	16,835	50,365	70,500
70	Fruit					6,600			2,000	93,025		12,950
71	Truck	1,535				6,890	2,010			3,500		75,715
72	Dairy	4,800	1,190	4,700	10,000	6,825	14,700	10,700	1,075	15,175	21,980	5,100
73	Animal-specialty	4,755	7,530	3,650	4,440	9,025	7,050	10,200	20,506	4,100	37,030	76,765
74	Stock-ranch	56,225	78,795	73,225	265,175	142,175	95,610	91,970	87,155	62,215	166,506	149,925
75	Poultry			12,400		1,450	13,425			1,300	4,950	6,250
76	Self-sufficing	10,235	3,320	9,050	22,700	10,245	2,875	75,320	46,280	9,665	12,570	245,175
77	Abnormal	13,070	11,490	19,385	22,250	15,530	7,740	6,575	74,680	29,420	29,885	131,677
78	Institution or country estate											
79	Part-time	12,350	10,690	19,385	21,300	15,530	7,740	5,725	71,785	29,420	29,885	131,677
80	Boarding and lodging											
81	Forest-product	720						850	2,895			
82	Horse farm, feed lot, or livestock dealer		800		950							
83	Unclassified	5,585	22,335	15,825	22,535	38,590	17,950	4,600	11,140	13,780	40,365	20,415
	Implements and machinery											
84	All types	117,968	357,635	148,370	267,018	285,085	180,496	131,367	236,370	232,948	1,051,819	421,233
85	General	5,950	26,640	12,110	28,105	9,668	4,505	7,472	34,108	29,881	118,692	56,166
86	Cash-grain	6,625	147,718		1,900	2,530		10,515	19,608	3,725	652,072	1,387
87	Cotton			5,350	5,135		22,015			8,695	6,600	
88	Crop-specialty	10,051	44,115	17,790		24,895	46,726	4,355	32,591	12,515	78,864	40,894
89	Fruit					18,815			1,130	24,505		5,435
90	Truck	847				5,899	3,700			3,770		25,549
91	Dairy	980	1,725	2,850	6,250	7,580	6,500	4,100	1,000	5,435	21,350	2,173
92	Animal-specialty	6,375	13,090	2,806	4,451	6,155	5,000	6,502	13,708	2,490	26,070	40,580
93	Stock-ranch	67,632	62,410	73,410	197,504	151,528	77,330	67,746	70,755	102,160	147,985	79,430
94	Poultry			3,670		1,250	11,990			700	4,395	3,500
95	Self-sufficing	6,042	1,460	7,140	13,596	6,910	3,175	18,750	23,419	4,190	10,630	86,180
96	Abnormal	8,098	6,084	9,659	13,095	17,295	2,150	8,052	36,863	17,530	12,576	50,875
97	Unclassified	5,200	53,705	5,806	16,950	12,555	16,335	1,765	6,190	6,642	48,385	11,084

COUNTY TABLE II.—VALUE OF SPECIFIED FARM PROPERTY, 1930, BY TYPE OF FARM—Continued

[See NOTE, bottom of p 8]

	ITEM AND TYPE OF FARM (See definitions in Introduction)	Roosevelt	Sandoval	San Juan	San Miguel	Santa Fe	Sierra	Socorro	Taos	Torrance	Union	Valencia
	Land and buildings	Dollars	Dollars	Dollars	Dollars	Dollars	Dollars	Dollars	Dollars	Dollars	Dollars	Dollars
1	All types	13,698,849	3,195,010	3,483,493	8,937,509	2,488,020	3,015,472	2,574,115	9,976,870	4,534,853	14,140,699	3,332,947
2	General	2,727,183	390,015	694,730	533,761	211,440	199,565	85,840	409 791	85,045	1,760,370	514,930
3	Cash grain	1,963,361	513,608	326,830	89,089		24,194	103,475	44,260		1,452,936	343,485
4	Cotton	851,863					165,205					
5	Crop-specialty	1,762,032	378,710	526,115	723,508	265,714	44,280	354,802	586,380	2,807,185	1,818,026	530,930
6	Fruit		127,390	517,160	13,825	124,800	40,000	30,780	46,300			54,502
7	Truck	102,800	73,200	31,780	25,857	140,930	18,550	9,540	26,650			93,270
8	Dairy	841,240	18,990	97,000	237,208	131,701	62,255	33,511	36,300	44,480	274,990	23,600
9	Animal specialty	508,745	163,545	313,511	141,327	44,330	14,990	16,750	157,189	16,100	677,155	87,760
10	Stock-ranch	3,473,409	804,555	458,490	5,374,643	758,760	2,091,534	1,580,631	497,981	1,399 477	6,575,764	1,140,833
11	Poultry	127,390		96,947	26,815				11,150		57,225	10 600
12	Self sufficing	102,455	359,918	124,449	444,250	400,111	174,954	180,828	665,988	35,540	51,510	193,357
13	Abnormal	149,210	262,821	151,885	729,079	212,782	89,495	101,171	383,443	65,245	67,990	291,035
14	Institution or country estate											
15	Part-time	123,850	200,371	151,885	444,618	212,782	89,495	101,171	351,283	65,245	67,990	291,035
16	Boarding and lodging		51,950		182,500							
17	Forest-product		10,500		43,461				6,480			
18	Horse farm, feed lot, or livestock dealer	25,360			58,500				25,680			
19	Unclassified	988,951	102,258	144,585	598,147	197,452	90,450	76,787	111,440	181,481	1,404,733	48,045
	Land and buildings, per farm											
20	All types	8,612	2,441	2,450	5,352	3,622	8,716	3,032	2,092	4,393	9,725	2,616
21	General	7,770	2,364	4,063	2,766	2,978	4,073	1,651	2,788	5,003	6,425	2,877
22	Cash grain	8,611	1,489	5,635	2,227		1,512	1,848	2,108		7,854	2,544
23	Cotton	6,761					6,354					
24	Crop specialty	7,134	3,209	6,047	1,035	3 240	3,163	2,190	2,464	3,419	5,941	3,179
25	Fruit		3,860	5,387	1,975	10,400	13 333	3,848	5,788			3,206
26	Truck	5,140	6,655	2,270	958	1,904	4,638	3,180	4,442			1,372
27	Dairy	7,010	2,713	6,467	8,180	11,973	6,917	4,787	4 538	3,422	5,500	4,720
28	Animal specialty	8,206	4,543	6 029	4,873	3,166	1,666	3,350	4,491	4,025	7,524	2,925
29	Stock-ranch	27,136	6,761	743	30,195	15,485	18,030	6,559	3,507	15,903	24,265	4,855
30	Poultry	5 539		3,878	2,682				2,250		5,723	3,532
31	Self sufficing	3,533	1,263	1,945	1,486	1,626	1,682	1,045	1,301	2,962	1,840	1,051
32	Abnormal	4,263	1,825	893	1,914	2,474	1,946	1,163	1,591	1,977	3,578	1,386
	Land and buildings, per acre											
33	All types	11	13	27	5	6	3	3	20	4	7	5
34	General	17	36	50	8	33	21	41	47	6	10	50
35	Cash grain	15	109	37	9		32	50	44		13	32
36	Cotton	22					93					
37	Crop specialty	27	41	52	8	10	42	6	14	8	12	29
38	Fruit		52	104	88	334	24	60	228			95
39	Truck	118	247	142	14	177	146	26	33			90
40	Dairy	12	10	59	13	18	21	13	53	5	10	57
41	Animal specialty	13	28	48	15	97	23	56	51	12	9	61
42	Stock ranch	5	5	7	4	2	3	2	9	2	5	2
43	Poultry	17		45	37				159		14	91
44	Self-sufficing	12	22	36	5	41	16	17	52	9	7	36
45	Abnormal	11	16	59	10	39	7	5	36	5	8	27
	Farm buildings (including dwellings)											
46	All types	1,460,533	627,733	1,001,195	1,110,691	638,632	319,030	422,397	700,012	603,804	1,549,581	737,496
47	General	337,020	102,184	189,815	103,410	61,825	14,845	19,090	88,340	16,105	249,707	124,765
48	Cash-grain	211,145	99,540	64,155	11 735		2,025	35,060	9,015		166,543	78,950
49	Cotton	92,955					13,800					
50	Crop-specialty	247,130	96,995	95,115	140,224	43,358	4,500	49,013	110,460	352,447	231,543	106,885
51	Fruit		35,395	185,250	3,175	35,700	8,950	4,100	13 000			9 876
52	Truck	21,100	10,420	12,925	4,700	45 285	2,550	3,275	7,950			28,270
53	Dairy	113,650	2,975	27,350	50,400	66,810	10,400	14,890	10,975	3,660	53,752	14,220
54	Animal specialty	73,880	33,570	77,650	25,200	14,730	2,425	3,510	35,273	4,850	84,770	24,905
55	Stock ranch	174,490	50,671	180,820	308,522	83,685	209,445	181,745	92,875	177,714	573,963	157,315
56	Poultry	24,313		28,970	9,810				5,150		10,840	2,000
57	Self-sufficing	9,895	102,071	45,375	86,890	117 033	23,365	52,315	176,448	10 680	11,765	70,810
58	Abnormal	25,575	67,947	61,675	293,239	76,340	17,540	32,840	125,681	11,145	16,440	111,645
59	Institution or country estate											
60	Part-time	21,975	38,747	61,675	128,484	76,340	17,540	32,840	116,886	11,145	16,440	111,645
61	Boarding and lodging		26,400		146,500							
62	Forest-product		2,800		10,255				1,395			
63	Horse farm, feed lot, or livestock dealer	3,700			8,000				7,400			
64	Unclassified	129,280	25,965	32,025	73,380	93,866	8,575	26,550	24,845	26,303	140,258	8,025
	Farmers' dwellings											
65	All types	929,691	455,543	714,539	654,985	423,431	139,653	303,099	518,310	344,390	744,834	549,937
66	General	218,095	78,050	135 925	57,950	42,805	10,195	15,210	62,040	12,580	122,451	90 205
67	Cash-grain	128,930	86,225	45,555	8,390		2,255	23,900	7,350		73,563	66,320
68	Cotton	61,735					10,030					
69	Crop-specialty	159,786	68,045	65,325	94,386	24,281	3,100	38,819	79,600	225,265	122,096	82,050
70	Fruit		29,665	134,744	1,605	28,825	5,850	3,100	8,050			7,505
71	Truck	16,275	7,500	8,775	2,055	34,280	1,500	3,175	5,475			20,840
72	Dairy	69,240	1,525	19,290	27,020	19,725	5,935	10,120	7,500	2,620	33,661	9,300
73	Animal-specialty	45,855	13,460	53,650	14,070	10,900	1,803	2,300	22,210	3,550	42,400	19 580
74	Stock-ranch	100,580	37,170	121,620	131 085	47,650	61,335	114,065	70 185	68,070	264,904	98,710
75	Poultry	13,220		17,755	5,600				3,300		4,650	1,850
76	Self-sufficing	6,350	81,725	36,130	51,835	83,005	18,465	46,025	137,995	6,400	6,495	57,852
77	Abnormal	19,425	41,910	49,695	207,484	56,575	12,745	25,400	98,160	8,065	9,195	89,410
78	Institution or country estate											
79	Part time	16,725	27,610	49,695	87,594	56,575	12,745	25,400	93,810	8,065	9,195	89,410
80	Boarding and lodging		12,350		106,500							
81	Forest-product		1,950		7,640				550			
82	Horse farm, feed lot, or livestock dealer	2,700			5,750				3,800			
83	Unclassified	90,130	10 268	26,045	53,285	75,385	6,340	20,985	16,445	17,840	65,519	6,065
	Implements and machinery											
84	All types	839,674	215,474	406,521	356,379	200,663	139,008	197,366	236,290	543,489	845,286	253,837
85	General	184,900	31,928	66,675	49,272	27,931	11,390	5,690	31,526	11,010	143,984	39 769
86	Cash grain	142,385	39,907	29,675	5,669		2,125	6,428	1,003		125,669	23,963
87	Cotton	59,561					9,840					
88	Crop-specialty	158,628	24,650	50,630	70,748	26,880	1,993	27,101	52,303	437,034	157,962	43,826
89	Fruit		10,361	46,485	2,515	14,030	2,700	1,570	5,535			4 851
90	Truck	16,225	5,855	3,910	1,585	15,149	1,850	290	1,100			11 799
91	Dairy	54,765	1,350	11,945	23,675	13,012	4,050	3,660	4,230	3,740	24,729	4,100
92	Animal-specialty	42,435	12,244	31,465	9,800	4 731	1,725	960	10,678	1,025	55,865	12,947
93	Stock ranch	79,218	36,981	117,941	96,060	32,537	74,990	124,745	37,583	61,718	268,954	54,472
94	Poultry	7,750		9 495	2,125				630		2,500	450
95	Self-sufficing	5,807	31,018	8,300	29,973	39 311	11,895	11,325	51,626	1,410	3,725	21,418
96	Abnormal	18,460	26,555	19 700	56,802	17,867	11 570	12,857	33,828	7,211	5,160	32,244
97	Unclassified	69,540	4,525	10,300	8,055	9,415	4,575	3,029	5,648	20,341	116,728	2,968

COUNTY TABLE III.—VALUE OF FARM PRODUCTS SOLD, TRADED, OR USED BY OPERATOR'S FAMILY, AND RECEIPTS FROM BOARDERS, ETC; 1929, BY TYPE OF FARM

[Due to crop failure, new operations, etc, the farms reporting specific items will not always agree with those reporting "All products," as the latter represent the total number of farms of each type in the county, also see NOTE, bottom of p 8]

	CLASS OF PRODUCT AND TYPE OF FARM (See definitions in Introduction)	THE STATE		BERNALILLO		CATRON		CHAVES		COLFAX	
		Farms reporting	Value	Farms reporting	Value	Farms reporting	Value	Farms reporting	Value	Farms reporting	Value
		Number	*Dollars*	*Number*	*Dollars*	*Number*	*Dollars*	*Number*	*Dollars*	*Number*	*Dollars*
	All products (sold, traded, or used by operator's family)										
1	All types	29,335	61,165,484	1,316	1,323,448	383	979 972	840	4,032,549	718	2,444,290
2	General	3,305	3,958,117	160	105,563	30	25,184	57	110,478	103	193,443
3	Cash-grain	2,938	6,525,573	38	23,498			3	3,846	68	113,424
4	Cotton	2,870	9,635,714					338	1,628,387		
5	Crop-specialty	4,289	7,248,181	387	267,465	9	7,913	58	263,119	208	450,302
6	Fruit	426	1,395,853	40	45,342	6	5,989	38	270,273	5	24,244
7	Truck	719	698,036	172	140,348			22	48,056		
8	Dairy	638	2,330,438	52	395,856			34	162,918	31	119,245
9	Animal-specialty	839	1,904,182	11	17,374	6	4,323	11	110,343	35	136,904
10	Stock-ranch	5,906	24,181,580	16	69,990	177	875,196	188	1,316,351	177	1,345,492
11	Poultry	235	429,144	23	37,794			17	30,639	12	23,184
12	Self-sufficing	3,749	968,126	63	14,334	92	35,564	31	7,162	35	10,911
13	Abnormal	3,421	1,870,541	254	105,884	63	25,803	43	80,977	44	27,071
	Crops (incl. plants, flowers, etc.), sold or traded										
14	All types	21,073	25,046,801	1,098	627,891	113	29,900	576	2,067,056	532	617,575
15	General	3,012	1,645,098	160	61,690	18	6,124	45	45,483	93	76,371
16	Cash-grain	2,917	5,204,810	38	19,545			2	3,298	67	82,434
17	Cotton	2,869	8,648,298					338	1,428,581		
18	Crop-specialty	4,273	5,950,577	387	215,602	9	5,956	58	232,564	208	345,761
19	Fruit	418	1,178,879	39	38,274	6	4,679	38	239,886	5	22,377
20	Truck	719	575,044	172	112,533			22	40,734		
21	Dairy	318	193,282	24	12,500			17	30,014	17	5,032
22	Animal-specialty	552	264,796	10	2,562	1	55	9	27,417	31	26,692
23	Stock-ranch	1,515	701,644	5	980	28	7,653	14	19,979	62	47,788
24	Poultry	140	57,914	22	4,941			8	2,382	11	3,848
25	Self-sufficing	2,284	193,116	38	4,208	37	3,761	6	408	14	1,106
26	Abnormal	2,026	413,343	203	55,056	14	1,672	19	16,310	24	6,166
	Livestock, sold or traded.										
27	All types	14,270	22,860,816	215	83,186	273	692,675	452	1,280,174	488	1,364,578
28	General	2,339	750,544	47	8,592	23	5,525	40	13,723	88	40,096
29	Cash-grain	1,322	401,427	4	387			1	176	35	9,230
30	Cotton	489	191,219					136	73,632		
31	Crop-specialty	1,406	290,719	51	5,610	2	536	24	7,302	101	30,997
32	Fruit	116	69,257			1	40	11	13,912	2	700
33	Truck	111	11,398	7	207			3	133		
34	Dairy	446	184,460	29	9,198			23	9,000	21	9,313
35	Animal-specialty	828	1,174,233	9	8,980	6	2,770	11	73,352	35	90,961
36	Stock-ranch	5,142	18,910,220	15	45,614	168	670,271	175	1,030,019	175	1,168,183
37	Poultry	83	13,990	3	147			4	1,302	5	1,508
38	Self-sufficing	976	74,731	8	213	42	5,321	9	741	18	1,778
39	Abnormal	1,012	788,618	42	4,238	30	8,212	15	56,882	8	11,812
	Livestock products, sold or traded										
40	All types	15,692	8,155,677	300	462,024	216	155,843	576	508,414	494	329,177
41	General	2,454	831,583	59	10,784	23	4,261	51	37,402	94	49,292
42	Cash-grain	1,655	465,417	4	110			1	172	36	11,641
43	Cotton	994	274,549					220	65,184		
44	Crop-specialty	1,786	370,982	35	3,058	5	27	39	12,215	117	33,363
45	Fruit	219	59,727	14	1,106	2	10	28	8,027	2	592
46	Truck	190	19,221	26	3,874			9	1,421		
47	Dairy	638	1,812,014	52	363,399			34	116,064	31	98,219
48	Animal-specialty	668	278,437	7	3,991	4	257	9	7,074	30	11,888
49	Stock-ranch	4,476	3,498,474	13	20,864	123	147,486	121	233,210	133	98,776
50	Poultry	235	310,461	23	27,931			17	23,268	12	15,018
51	Self-sufficing	1,178	50,973	7	406	35	1,849	19	1,141	19	1,388
52	Abnormal	1,190	163,839	60	16,501	24	1,753	19	3,236	20	4,000
	Forest products sold.										
53	All types	1,401	183,081	76	3,764	60	8,996	36	3,039	17	2,558
54	General	229	28,460	3	182	8	1,915	2	80	2	749
55	Cash-grain	23	1,573								
56	Cotton	37	4,419					17	1,325		
57	Crop-specialty	266	25,121	68	3,204			3	1,175		
58	Fruit	9	1,641								
59	Truck	8	870								
60	Dairy	16	1,187					2	22		
61	Animal-specialty	36	5,540							2	328
62	Stock ranch	403	49,527	1	162	35	3,045	11	402	9	828
63	Poultry	2	87								
64	Self-sufficing	115	4,822			8	408				
65	Abnormal	257	59,834	4	216	9	1,633	1	25	4	653
	Farm products used by operator's family.										
66	All types	25,930	4,919,109	1,140	158,583	361	94,758	749	153,876	613	130,332
67	General	3,237	702,432	153	24,315	30	7,359	56	13,790	101	26,935
68	Cash-grain	2,529	452,345	33	3,456			1	200	57	10,119
69	Cotton	2,220	517,229					298	59,665		
70	Crop-specialty	3,784	610,782	352	30,991	9	1,394	50	9,863	172	35,181
71	Fruit	336	86,349	39	5,962	5	1,260	35	8,448	5	575
72	Truck	663	91,503	166	23,734			22	5,768		
73	Dairy	617	139,495	50	10,759			34	7,818	30	6,681
74	Animal-specialty	806	161,176	11	1,841	6	1,241	10	2,500	32	7,035
75	Stock-ranch	4,767	1,021,715	9	2,370	163	46,741	166	32,741	148	29,917
76	Poultry	226	46,692	23	4,775			17	3,687	12	2,810
77	Self-sufficing	3,749	664,484	63	8,507	92	34,230	31	4,872	35	6,639
78	Abnormal	2,946	424,907	241	29,873	62	12,533	29	4,526	21	4,440
	RECEIPTS FROM BOARDERS, LODGERS, ETC.										
79	All types	368	167 675	11	5,162	20	11,338	21	6,018	8	730
80	General	38	7,712	3	550	3	575	2	1,100	2	160
81	Cash-grain	16	1,644							1	30
82	Cotton	20	4,006					6	1,419		
83	Crop-specialty	27	4,102	2	362			1	40	1	200
84	Fruit	7	1,490	1	150			3	540		
85	Truck	4	1,425					1	980		
86	Dairy	16	5,170	2	920					1	100
87	Animal-specialty	4	1,207							1	125
88	Stock-ranch	69	23,524	1	1,080	13	7,450	4	880	1	90
89	Poultry	4	1,351								
90	Self-sufficing	31	2,356			2	203	1	90		
91	Abnormal	42	107 691	2	2,100	2	3,050	3	1,200	1	25

County Table III.—VALUE OF FARM PRODUCTS SOLD, TRADED, OR USED BY OPERATOR'S

[See note, p 237, beginning

	CLASS OF PRODUCT AND TYPE OF FARM (See definitions in Introduction)	CURRY		DE BACA		DONA ANA		EDDY		GRANT	
		Farms reporting	Value	Farms reporting	Value	Farms reporting	Value	Farms reporting	Value	Farms reporting	Value
		Number	Dollars	Number	Dollars	Number	Dollars	Number	Dollars	Number	Dollars
	All products (sold traded, or used by operator's family)										
1	All types	1 196	3,898,957	326	1,039,559	2,054	6,300 737	1 024	4 000 798	499	1,778 764
2	General	80	149,640	43	57,863	61	140 470	32	71,891	67	70 575
3	Cash-grain	929	3,110,740	11	11,019	6	4 859	5	9,644	40	43 822
4	Cotton					1,636	4,982,195	675	2,630 616		
5	Crop-specialty	57	169,010	41	103,386	53	126 064	51	186,391	57	77 943
6	Fruit			5	5,104	22	175,866	25	153 260	22	33 011
7	Truck					48	177 643	4	10,198	9	18 603
8	Dairy	46	89 324	11	21,092	54	392,787	15	47 016	13	189 828
9	Animal-specialty	9	37,584			6	46,144	3	10,771	11	25,559
10	Stock-ranch	16	202,415	177	822,807	30	127 822	158	807 373	216	1,269 038
11	Poultry	8	8,590	6	6,968	27	62,063	12	50,359	8	25,472
12	Self-sufficing	21	5,602	12	4,132	37	18,628	9	3,791	27	10 974
13	Abnormal	30	126,052	20	6,288	74	56,166	35	19,488	29	13 879
	Crops (incl. plants, flowers, etc.), sold or traded										
14	All types	1,114	2,743 978	116	108,056	1,981	5,064 419	842	2,816 612	279	219 810
15	General	71	64,436	34	14,179	59	68,815	22	26,272	56	36,508
16	Cash-grain	927	2,496,617	11	8,283	5	4,140	5	8 634	40	35,092
17	Cotton					1,635	4 465,710	675	2,449 407		
18	Crop-specialty	57	136,320	41	76 812	53	116,609	50	154,148	57	67,704
19	Fruit			5	3,516	22	149,873	25	114 056	22	25 681
20	Truck					48	160,446	4	9,198	9	16,391
21	Dairy	19	7,758			37	54 687	6	4 235	1	450
22	Animal specialty	9	10,375			3	3,616	3	3 890	6	1,125
23	Stock-ranch	7	11,790	15	3,670			22	29 023	47	32,083
24	Poultry	5	1,472	2	765	17	5 200	7	12,528	2	276
25	Self-sufficing	6	770	7	456	27	5,466	4	498	21	3 018
26	Abnormal	13	14,440	1	375	55	23,857	19	4,723	8	1,280
	Livestock sold or traded										
27	All types	750	541,719	237	792,534	310	297 643	304	657,616	279	1,134 247
28	General	68	25,431	40	14,200	31	19,632	22	9,011	29	7 478
29	Cash-grain	571	183 241	1	60			1	170	4	1 025
30	Cotton					173	74 989	77	24,558		
31	Crop-specialty	27	9,352	23	6,667	3	620	21	5,927	11	1,692
32	Fruit			2	65	7	10 922	16	18,130	10	2,030
33	Truck					2	156	1	90	3	350
34	Dairy	31	11,600	7	1,858	42	22 687	8	5,360	6	9 035
35	Animal-specialty	9	22,085			6	29 893	3	5 650	9	15,295
36	Stock ranch	15	194,034	146	695,302	27	122,672	135	579,574	187	1,091,603
37	Poultry	3	435	4	730	4	1,273	2	220	3	407
38	Self-sufficing	7	306	4	430	6	329	3	254	6	415
39	Abnormal	19	105,235	10	2,222	9	14,495	15	8,672	12	4,917
	Livestock products, sold or traded										
40	All types	929	375 790	202	154,240	631	539 489	450	330 049	204	289 739
41	General	78	40 469	42	18,133	49	29 522	28	25 929	37	7,941
42	Cash-grain	703	247,335	7	606	1	60	1	160	6	720
43	Cotton					426	128 003	192	45,456		
44	Crop-specialty	43	13,707	33	9,697	15	1 856	30	11 552	8	651
45	Fruit			4	487	14	8,433	23	11,674	6	570
46	Truck					12	4,035	1	150	1	42
47	Dairy	46	59,750	11	17,214	54	289 843	15	32,640	13	175,572
48	Animal-specialty	9	3 021			2	11 386	3	531	8	6,184
49	Stock ranch	9	3 354	84	102,408	6	2,575	121	164 862	98	73,129
50	Poultry	8	5,233	6	3,888	27	49 544	12	34,297	8	22,407
51	Self-sufficing	12	899	8	698	13	1 345	6	981	9	551
52	Abnormal	14	2,022	7	1,019	13	12,867	18	1,817	10	972
	Forest products sold										
53	All types			1	27	27	3,949	3	408	40	6,192
54	General					5	736			8	650
55	Cash-grain										
56	Cotton					14	2,466	3	408		
57	Crop-specialty					2	290			1	276
58	Fruit									3	415
59	Truck					1	225				
60	Dairy					4	222			2	75
61	Animal-specialty									1	180
62	Stock ranch									20	4,211
63	Poultry			1	27						
64	Self sufficing									5	385
65	Abnormal					1	10				
	Farm products used by operator's family										
66	All types	1,024	237 476	232	54 702	1,639	395 237	709	198,113	418	128 978
67	General	78	19 304	43	11 351	60	21 765	30	10,679	67	17,998
68	Cash-grain	785	183,547	11	2,070	4	659	2	680	30	6,985
69	Cotton					1 318	311,027	418	110,787		
70	Crop-specialty	46	9,031	41	10 210	32	6,689	43	14,764	37	7,620
71	Fruit			5	1,036	20	6,538	25	9 400	19	4 315
72	Truck					34	6,781	3	760	7	1 880
73	Dairy	43	10 216	11	2,920	51	15 328	15	4,781	12	4,696
74	Animal specialty	9	2,103			6	1,274	3	700	9	2,775
75	Stock ranch	13	3 237	92	20 337	12	2,575	123	33 914	178	68,012
76	Poultry	7	1,450	6	1,558	26	6,076	12	3,314	7	1,380
77	Self-sufficing	21	3 627	12	2,548	37	11,488	9	2,058	27	6,990
78	Abnormal	22	4,355	11	2,672	30	4 937	26	4,276	25	6,325
	RECEIPTS FROM BOARDERS, LODGERS, ETC										
79	All types	9	1,535	3	187	15	3 189	12	3 756	5	5 890
80	General	1	200	1	12	2	620	1	350	1	120
81	Cash-grain	5	847								
82	Cotton					8	1,312	3	765		
83	Crop-specialty									1	400
84	Fruit										
85	Truck					3	507				
86	Dairy	1	108								
87	Animal-specialty							5	1,620	3	5,370
88	Stock ranch	1	200	1	100			2	976		
89	Poultry			1	75	1	300				
90	Self-sufficing	1	180					1	45		
91	Abnormal					1	350				

FAMILY; AND RECEIPTS FROM BOARDERS, ETC.; 1929, BY TYPE OF FARM—Continued

of this table]

GUADALUPE Farms reporting	GUADALUPE Value	HARDING Farms reporting	HARDING Value	HIDALGO Farms reporting	HIDALGO Value	LEA Farms reporting	LEA Value	LINCOLN Farms reporting	LINCOLN Value	LUNA Farms reporting	LUNA Value	M'KINLEY Farms reporting	M'KINLEY Value	MORA Farms reporting	MORA Value	
Number	Dollars	Number	Dollars	Number	Dollars	Number	Dollars	Number	Dollars	Number	Dollars	Number	Dollars	Number	Dollars	
555	917 579	533	1,484,679	289	787,742	547	1,765,386	515	2,001,569	202	926,875	988	700,944	1,261	1,308,993	1
47	23,686	49	69 939	26	44,876	61	76,638	31	34,367	13	25,967	18	14,887	213	96,516	2
34	14,618	203	568,793			3	5 432	4	6,620			19	25,623	149	73,661	3
				11	26,595	13	21,807			16	43,071					4
78	46 415	75	201,595	31	84,854			71	108 964	39	139,034	12	17,519	111	89,032	5
								7	113,456					5	1,921	6
7	3 073							32	24 044	3	13 832					7
4	10,547	9	10,209	7	24 553	16	32,833	7	16,805	10	49,334	5	19,417	5	4,009	8
29	23,570	29	58,674	4	23,663	12	11,651	23	40,251	5	11,069	27	13,778	69	86,228	9
161	746,013	105	641,277	138	517 911	342	1,573,981	213	1,546,635	79	599,177	618	558,851	147	808,732	10
				7	18,655			4	3,570	16	31,329					11
66	15,122	20	4 691	25	11,013	48	19,017	46	12,156	13	4,830	167	26,554	236	49,309	12
109	34 535	43	29 501	42	15,622	52	24,007	77	94,661	8	8,212	120	23,615	326	99,585	13
388	88 639	412	737,402	84	124,235	152	52,099	285	264,947	100	166,186	195	81,875	922	840,097	14
45	9 311	45	30 391	22	24,523	43	17,850	30	17,040	13	11,577	17	6,500	183	33,654	15
34	9,754	203	460,561			3	4,225	8	6,000			19	18,827	149	54,419	16
				11	20,342	13	12,859			16	36,872					17
78	32,860	75	170,502	31	66,350			71	89,064	39	116,921	12	13,899	111	66,079	18
								7	100 510					5	1,296	19
7	2,588							32	18,896	3	12,826					20
3	82	4	1 660	1	1,000	6	1,325	2	597	4	2,013			3	276	21
21	2,983	20	13 639	4	7 055	4	697	17	10,036	2	669	9	1,726	44	13,700	22
72	12,960	31	43,561	1	56	60	11,288	54	34,746	10	2,416	60	37,242	71	30,542	23
				4	3,110			1	400	3	1,910					24
52	3,508	8	576	4	260	11	682	28	2,031	8	825	49	2,246	132	9,771	25
76	14,572	26	6,512	6	1,539	12	3,173	40	5,627	2	158	9	1,435	224	30,360	26
337	584 060	361	542 851	183	464,984	472	1,358,656	309	1,268 816	134	581,535	498	297,897	596	726 211	27
33	3,556	42	13,542	18	4,232	55	14,329	20	4,124	8	2,252	16	1,373	152	20,565	28
7	532	120	36,135									8	1,876	32	2,685	29
				5	892	7	1,589			6	513					30
26	3,707	37	7,764	18	3,615			33	8 340	17	4,402	8	941	46	6,685	31
								3	11,355					1	55	32
1	60							8	1,032							33
2	616	7	1,671	3	1,100	12	3,432	6	2,595	7	1,376	4	1,465	2	500	34
20	13,587	28	34,316	4	12,955	12	6,625	23	23,375	5	5,487	27	4,635	69	49 064	35
176	555,526	101	434,230	111	434,360	332	1,328,271	180	1,185,311	78	565,402	325	282,267	142	619,378	36
				2	630			1	225	5	1,508					37
17	1 304	6	340	6	480	24	2,045	9	583	5	290	68	2,672	65	3,934	38
46	5,172	20	14,853	16	6,000	30	7,365	26	31,676	3	305	42	2,890	87	23,345	39
221	175,406	370	129,926	174	110,409	396	219,989	253	373,028	131	107,411	845	193,989	508	178,823	40
23	3,664	42	17,660	23	6,400	60	23,722	19	5,781	13	7,486	16	1,395	117	10,704	41
9	462	143	40,227			3	92	1	220			12	959	20	1,419	42
				9	2,721	10	2,994			8	1,252					43
18	1,906	56	12,209	22	7,133			18	3,071	30	7,466	3	320	42	4,275	44
								2	381					3	35	45
								5	201	2	362					46
4	9,361	9	5,553	7	20,688	16	23,191	7	12,286	10	48,568	5	16,202	5	2,438	47
7	4,432	21	5 938	2	2,445	8	1,464	14	1,958	5	3,191	26	3,906	59	13,398	48
118	152,034	75	44,878	78	54,761	237	161,367	146	296,950	38	13,327	596	161,189	129	140,494	49
				7	12,990			4	2,730	16	26,030					50
11	290	8	470	11	1,783	33	3,665	14	914	4	245	87	8,039	53	950	51
31	3,257	16	2,931	15	1,488	29	3,494	23	48,536	5	5,494	100	6,912	71	5,110	52
48	5,039	14	1,017	13	1,866			33	6,396	1	106	40	18,008	196	19,366	53
3	458	3	100	4	193			4	1,423			6	1,399	63	4,674	54
3	168	1	55									1	105	13	690	55
				1	60											56
5	257			1	20			2	320			1	60	13	686	57
																58
																59
								1	75							60
		1	175	1	8			2	870			3	122	8	668	61
14	1,171	6	624	4	1,458			17	3,426			26	8,472	14	2,480	62
																63
3	300	1	11	1	12			3	35	1	100	5	100	29	1,017	64
18	2,775	2	53	1	109			4	745			8	7,750	58	9,151	65
481	84,446	490	83 483	236	86,974	502	134,682	390	88,389	178	50,648	778	106,618	1,173	144,496	66
45	6,697	49	8,246	26	9,526	61	20,737	30	5,999	13	4,652	18	4,220	211	26,919	67
26	3,702	178	31,815			3	1,115	2	400			19	4,357	132	14,448	68
				10	2,580	11	4,365			13	4,434					69
66	7,685	70	11,060	26	7,736			56	8,150	35	10,245	10	2,299	97	11,307	70
								5	1,210					5	536	71
4	425							26	3,915	3	645					72
4	488	9	1,325	6	1,765	16	4,855	7	1,252	10	2,387	4	1,750	5	795	73
26	2,568	27	4,606	4	1,200	11	2,865	22	4,512	5	1,742	26	3,189	63	9,398	74
153	24,302	97	17,984	97	27 278	302	78,055	139	26,250	64	18,032	474	60,681	120	15,836	75
				7	1 935			2	215	14	2,881					76
66	9 530	30	3,294	25	8,478	48	12,625	46	8,503	13	3,370	167	18,497	236	33,637	77
93	8,759	40	5,153	35	6,486	50	9,975	55	7,877	8	2,965	54	4,619	304	31,619	78
6	984	7	738	3	863	15	1,908	7	13,098	5	4,130	2	875	4	2,607	79
				1	120	1	150	1	60	2	55					80
		4	313													81
																82
2	75			1	48			1	36							83
																84
																85
						1	70	1	180							86
																87
6	732	2	350			11	1,504			2	4,000	1	75	2	2,540	88
																89
		1	75			1	60	1	270	1	55			1	40	90
1	118			1	400	1	64	3	12,452			1	500	1	27	91

COUNTY TABLE III.—VALUE OF FARM PRODUCTS SOLD, TRADED, OR USED BY OPERATOR'S

[See note, p 237, beginning

	CLASS OF PRODUCT AND TYPE OF FARM (See definitions in Introduction)	OTERO		QUAY		RIO ARRIBA		ROOSEVELT		SANDOVAL	
		Farms reporting	Value	Farms reporting	Value	Farms reporting	Value	Farms reporting	Value	Farms reporting	Value
	All products (sold, traded, or used by operator's family)	*Number*	*Dollars*	*Number*	*Dollars*	*Number*	*Dollars*	*Number*	*Dollars*	*Number*	*Dollars*
1	All types	509	1,079,094	1,037	3,796,743	2,396	1,691,140	1,370	2,854,742	1,266	808,640
2	General	72	85,722	206	343,632	267	180,172	351	598,551	165	88,690
3	Cash grain	14	15,679	313	1,348,762	15	7,811	228	396,871	345	115,528
4	Cotton	12	44,640	17	27,839			126	182,181		
5	Crop-specialty	28	45,200	122	233,918	185	125,930	247	552,710	118	89,698
6	Fruit	45	225,650			22	15,014			33	27,747
7	Truck	8	21,995			187	81,603	20	36,153	11	15,973
8	Dairy	13	30,315	26	76,518	6	18,048	120	192,981	7	5,775
9	Animal specialty	6	12,229	45	96,765	132	275,490	62	165,441	36	51,305
10	Stock ranch	221	344,227	211	1,622,344	314	640,981	128	705,069	119	264,914
11	Poultry	3	8,957	13	14,262	3	3,303	23	28,171		
12	Self-sufficing	30	11,932	41	15,181	794	200,779	29	5,907	285	67,712
13	Abnormal	57	232,548	43	17,621	471	142,009	36	20,677	147	81,298
	Crops (incl plants, flowers, etc), sold or traded										
14	All types	310	368,267	807	1,530,602	1,709	367,248	1,177	1,269,767	1,025	320,585
15	General	61	28,835	185	140,410	253	60,348	335	274,682	151	30,891
16	Cash-grain	14	11,624	313	1,145,938	15	5,459	228	285,681	339	85,474
17	Cotton	12	39,648	17	20,408			126	138,697		
18	Crop-specialty	28	33,283	122	170,433	185	86,345	247	458,091	118	73,367
19	Fruit	45	203,533			20	11,268			30	21,882
20	Truck	8	17,911			187	58,986	20	21,492	11	13,908
21	Dairy	6	4,545	12	2,618	5	1,275	78	30,136	3	620
22	Animal specialty	5	1,722	29	12,608	72	15,380	50	22,316	19	5,266
23	Stock-ranch	72	13,487	81	31,780	96	33,939	51	18,074	57	12,289
24	Poultry	2	1,618	9	1,997	2	493	14	5,724		
25	Self-sufficing	21	2,161	17	1,128	551	41,181	8	468	222	19,699
26	Abnormal	36	9,900	22	3,082	323	43,559	20	4,406	75	48,189
	Livestock, sold or traded										
27	All types	307	435,627	778	1,737,852	1,054	642,369	892	950,343	382	223,671
28	General	52	18,129	181	76,650	184	25,974	293	96,756	83	13,670
29	Cash grain	2	180	188	78,125	5	338	113	37,979	45	3,174
30	Cotton	3	174	11	1,270			59	11,020		
31	Crop-specialty	5	730	73	19,589	67	7,704	98	20,854	22	3,974
32	Fruit	8	1,010			2	190			5	370
33	Truck	2	465			29	3,550	4	515	1	150
34	Dairy	3	185	25	11,077	4	761	101	36,351	5	470
35	Animal-specialty	6	7,086	45	55,433	131	182,294	62	113,153	34	28,556
36	Stock-ranch	200	206,800	207	1,488,564	277	390,181	121	621,895	109	155,265
37	Poultry			6	568			13	1,487		
38	Self-sufficing	8	691	22	2,008	206	14,071	10	644	45	3,283
39	Abnormal	18	200,177	20	3,168	149	17,336	18	9,689	32	4,759
	Livestock products, sold or traded										
40	All types	357	161,812	830	290,363	1,104	288,852	1,120	499,953	379	117,242
41	General	59	14,308	200	70,137	176	25,178	345	174,221	70	8,974
42	Cash-grain	5	1,227	238	60,910	7	268	170	50,283	45	1,268
43	Cotton	9	2,036	11	2,236			86	21,550		
44	Crop-specialty	15	2,414	86	18,744	68	6,040	163	44,780	20	2,109
45	Fruit	25	8,185			6	1,390			10	930
46	Truck	5	352			50	2,489	10	2,126	4	309
47	Dairy	13	21,123	26	54,350	6	14,386	120	110,949	7	3,355
48	Animal-specialty	4	972	42	16,691	104	50,095	59	22,388	32	12,370
49	Stock ranch	174	97,158	154	51,965	277	172,185	105	50,746	101	73,642
50	Poultry	3	6,364	13	5,856	3	2,410	23	18,473		
51	Self-sufficing	15	781	29	2,613	245	6,630	17	1,215	42	1,188
52	Abnormal	30	6,892	31	3,761	162	7,781	22	3,222	48	13,097
	Forest products sold										
53	All types	16	14,017	1	25	41	4,513			48	6,977
54	General	5	2,438			12	948			6	854
55	Cash grain									1	6
56	Cotton										
57	Crop-specialty	2	2,450			4	202			3	98
58	Fruit	1	80								
59	Truck	2	392			1	60			1	60
60	Dairy	2	240							1	180
61	Animal-specialty					3	1,890			4	430
62	Stock-ranch	2	64	1	25	5	500			15	1,208
63	Poultry										
64	Self-sufficing					11	615			5	255
65	Abnormal	2	8,353			5	298			10	3,886
	Farm products used by operator's family										
66	All types	376	99,371	958	237,900	2,948	388,163	1,339	164,679	1,177	140,165
67	General	70	22,012	205	58,435	266	58,724	350	52,892	162	25,301
68	Cash-grain	12	2,648	268	63,789	14	1,736	190	22,928	334	25,606
69	Cotton	11	2,782	16	3,525			101	10,914		
70	Crop-specialty	24	6,323	104	25,152	161	25,639	207	28,985	100	10,150
71	Fruit	39	12,842			20	2,166			33	4,555
72	Truck	8	2,875			188	15,515	14	2,050	11	1,546
73	Dairy	12	4,222	26	5,273	6	1,626	118	15,545	7	1,150
74	Animal-specialty	6	2,449	45	11,033	131	25,861	61	7,584	34	4,683
75	Stock-ranch	122	26,718	197	50,010	257	44,176	115	14,354	99	12,510
76	Poultry	3	975	13	2,741	3	400	23	2,487		
77	Self-sufficing	30	8,299	41	9,432	794	138,282	29	3,580	285	43,287
78	Abnormal	39	7,226	43	7,510	410	73,035	31	3,360	112	11,367
	RECEIPTS FROM BOARDERS, LODGERS, ETC										
79	All types	7	1,462	6	945	22	29,590	4	307	8	22,591
80	General	1	50	2	400	2	948	2	187	1	395
81	Cash-grain			1	195						
82	Cotton	1	270					1	40		
83	Crop-specialty			1	90	4	1,940			1	100
84	Fruit										
85	Truck					2	215			1	250
86	Dairy					1	50				
87	Animal-specialty					2	1,000				
88	Stock-ranch	2	182	1	280	2	265	1	80		
89	Poultry										
90	Self-sufficing	1	210	1	50	5	332				
91	Abnormal	2	750			4	24,840			5	22,846

FAMILY; AND RECEIPTS FROM BOARDERS, ETC.; 1929, BY TYPE OF FARM—Continued
of this table]

SAN JUAN		SAN MIGUEL		SANTA FE		SIERRA		SOCORRO		TAOS		TORRANCE		UNION		VALENCIA		
Farms reporting	Value	Farms reporting	Value	Farms reporting	Value	Farms reporting	Value	Farms reporting	Value	Farms reporting	Value	Farms reporting	Value	Farms reporting	Value	Farms reporting	Value	
Number	*Dollars*	*Number*	*Dollars*	*Number*	*Dollars*	*Number*	*Dollars*	*Number*	*Dollars*	*Number*	*Dollars*	*Number*	*Dollars*	*Number*	*Dollars*	*Number*	*Dollars*	
1,372	1,855,830	1,568	1,860,485	851	614,335	398	701,589	797	1,293,081	1,364	1,037,179	994	2,577,841	1,238	4,904,731	1,233	1,189,004	1
171	207,415	193	152,132	71	56,758	49	60,381	52	16,645	147	113,984	17	25,485	274	592,255	179	124,312	2
58	81,690	40	21,136			16	8,618	56	17,375	21	10,908			185	411,782	135	73,813	3
						28	48,383											4
87	148,710	374	321,970	82	89,920	14	18,302	162	144,940	238	287,671	821	1,996,669	306	728,336	167	125,211	5
96	226,032	7	7,247	12	12,406	3	6,599	8	9,931	8	10,923					17	25,838	6
14	14,299	27	12,966	74	85,392	4	5 902	3	808	6	2,824					68	34,234	7
15	50,717	29	101,011	11	86,255	9	18,785	7	23,430	8	20,533	13	28,825	50	83,824	5	16,743	8
52	200,748	29	52,155	14	19,113	9	6,474	5	3,143	35	69,532	4	4,054	90	245,574	30	44,253	9
617	805,718	178	990,144	49	215,153	116	463,046	241	1,021,900	142	280,108	88	503,019	271	1,953,791	235	642,056	10
25	37,998	10	8,456							5	6,851			10	14,175	3	8,318	11
64	25,022	299	74,670	246	69,765	104	49,542	173	30,113	512	136,963	12	3,124	28	9 249	184	34,377	12
173	57,481	382	118,598	92	29,573	48	15,557	90	24,796	242	96,877	39	16,665	22	165,745	210	59,850	13
746	596,118	1,162	414,909	478	152,590	250	116,615	374	176,809	1,047	357,434	891	1,791,834	995	1,303,898	933	349,554	14
162	75 698	172	61,477	65	22,817	48	28,664	34	8,032	140	48,525	16	7,903	249	211,606	175	76,486	15
58	62,895	40	15,182			16	5,263	47	13,880	21	7,868			185	299,506	136	54,201	16
						26	35,774											17
87	118,590	378	247,033	82	66,579	14	12,743	151	126,723	237	214,874	820	1,759,254	306	573,908	166	102,203	18
96	184,195	7	6,000	10	8,113	3	4,054	8	8,232	8	8,723					17	22,731	19
14	9,099	27	8,410	74	21,694	4	5,338	3	708	6	2,012					68	25,875	20
8	3,998	16	7,456	3	2,335	3	1,025	8	468	2	357	10	7,557	21	7,920	4	1,143	21
42	23,448	24	8,861	11	1,958	5	652	3	208	25	8,359	4	1,440	78	47,547	22	8,794	22
150	28,811	77	19,278	24	7,063	24	8,619	22	6,021	74	14,518	17	8,955	134	160,442	57	12,381	23
15	5,164	5	1,187							3	650			6	1,417	2	2,830	24
46	4,368	186	11,409	152	13,492	84	11,100	72	5,249	346	81,939	4	445	12	1,137	111	9,750	25
68	9,852	235	28,616	57	8,549	23	3,183	31	7,288	185	19,609	20	6,280	4	415	176	33,160	26
899	643,552	709	1,012,414	258	164,196	250	388,925	308	784,863	537	235,737	281	390,590	956	2,183,047	468	468,108	27
132	83,554	139	26,975	48	6,866	35	10,102	20	2,718	95	17,101	15	4,756	246	197,562	84	12,070	28
21	3,099	14	1,734			6	250	2	110	6	419			102	36,873	34	4,130	29
						12	2,182											30
33	6,485	128	22,037	30	4,491	7	1,122	8	1,125	101	12,191	161	39,954	188	43,237	36	3,069	31
38	8,908	1	40	3	90	2	950	2	165							2	325	32
6	792	7	936	22	1,745	1	87									14	1,180	33
13	7,308	19	11,254	9	5,105	7	4,316	1	780	7	1,311	7	1,683	34	12,653	2	400	34
51	137 065	29	80,717	14	9,422	8	2,727	5	1,730	35	33,963	3	1,973	90	148,535	30	21,404	35
508	431,831	173	885,102	43	128,109	108	359,289	226	767,359	132	136,663	80	239,312	262	1,581,625	213	420,208	36
14	2,122	3	260							2	185			8	883	1	100	37
17	1,464	86	10,328	60	4,268	48	5,128	18	1,836	115	7,365	4	247	12	860	22	1,108	38
66	10,924	110	24,031	28	4,100	21	2,822	26	9,040	44	26,539	11	2,595	14	160,819	30	4,119	39
1,175	406,675	591	181,876	295	167,751	172	97,158	313	240,153	644	176,343	445	942,420	971	436,738	573	232,868	40
160	52,394	104	23,988	51	9,744	24	5,923	13	1,105	101	14,566	15	8,150	258	111,135	104	11 215	41
32	6,298	14	563			1	325	10	180	4	133			128	37,702	45	2,082	42
						14	3,117											43
49	6,430	74	6,263	40	6,880	8	742	25	1,878	140	19,886	313	73,610	215	50,136	56	3,524	44
57	15,821	4	212	7	1,477	1	15	4	99	3	125					4	158	45
10	2,028	1	26	39	1,192	1	27			1	112					22	475	46
15	35,668	29	76,292	11	76,247	9	11,033	7	20,630	8	16,980	13	17,696	50	52,961	5	14,346	47
46	27,734	24	7,282	6	3,365	4	513	1	175	29	18,242	2	6	79	28,022	22	9,418	48
605	222,351	98	63,913	41	65,123	71	62,886	97	213,673	141	95,896	78	140,279	206	145,612	202	181,791	49
26	25,881	10	5,753							5	5,016			10	9,309	3	4,963	50
35	2,743	83	3,329	73	1,714	25	865	33	1,047	148	4,589	8	467	12	940	65	2,238	51
141	9,332	81	4,155	27	2,029	14	1,712	23	1,366	64	3,298	16	2,212	11	921	45	2,652	52
198	16,579	343	37,568	9	1,233	13	819	5	764	59	13,543	46	8,125	5	1,893	11	1,603	53
5	505	73	7,469	4	905	1	12	1	140	7	1,445	2	1,080			2	105	54
2	430	1	45											1	24			55
						2	160											56
		86	4,764	1	138					39	8,160	35	2,991					57
5	1,146																	58
		3	133															59
		2	100					1	164					1	100			60
		9	1 358					1	10					1	1			61
173	13,946	33	2,819	2	120	5	187	1	400	3	884	1	357	1	1,298	5	1,436	62
		1	60															63
1	12	41	1,806	2	70	2	16	1	50			2	120					64
7	490	94	18,900			3	444			10	2,023	6	1,577	1	200	4	60	65
1,960	262,906	1,466	212,794	683	138,565	363	106,073	614	98,492	1,312	253,123	987	148,942	1,155	279,425	1,069	136,877	66
169	45,364	192	32,223	70	16,426	48	15,680	31	4,650	145	32,347	17	3,596	270	71,952	172	24,436	67
50	8,923	35	3,612			16	2,780	27	3,205	17	2,488			163	37,677	122	13,400	68
						24	7,150											69
74	17,206	328	41,873	73	11,852	14	3,695	127	15,214	218	32,530	777	120,860	251	61,065	154	16,415	70
79	15,962	7	995	11	2,726	3	1,580	6	1,435	8	2,075					17	2,624	71
12	2,380	27	3,461	74	10,761	3	500	1	100	5	700					58	6,704	72
15	3,743	29	5,900	11	2,568	9	2,411	6	1,388	8	1,550	13	1,889	45	10,190	5	854	73
51	12,501	25	3,837	13	4,368	9	2,552	4	1,020	35	8,968	4	635	89	21,469	30	4,637	74
560	106,779	157	20,032	43	14,748	97	31,865	178	34,447	132	32,647	67	14,116	250	64,814	148	26,237	75
24	4,831	10	1,196							4	1,000			10	2,566	3	425	76
64	16,435	290	47,706	246	30,221	104	32,433	173	21,931	512	93,070	12	1,845	28	6,312	184	21,286	77
162	26,883	357	42,797	82	14,896	38	7 398	61	7,102	230	45,408	37	4,001	19	3,390	201	19,860	78
4	317	17	22,798	2	5,500	5	2,190	3	3,719	4	471	11	3,084	7	844	6	665	79
1	30	2	280			1	600					2	206	2	306	3	370	80
		1	50					1	90					1	75	1	4	81
						1	200											82
		3	108									6	430	4	464	1	155	83
1	100					1	300											84
																		85
		3	530	1	2,400			1	155			1	80					86
1	72																	87
		3	1,060	1	100	2	1,090	3	380	1	6	1	250					88
																		89
		1	500					1	30	2	165					1	36	90
1	35	5	30,273	1	3,000			3	3,084	1	300	1	2,100			1	180	91

COUNTY TABLE IV.—SPECIFIED LIVESTOCK, 1930, AND

[See NOTE,

	TYPE OF FARM, BY CLASS OF ANIMALS (See definitions in Introduction)	THE STATE		BERNALILLO		CATRON		CHAVES		COLFAX	
		Farms reporting	Animals or quantity	Farms reporting	Animals or quantity	Farms reporting	Animals or quantity	Farms reporting	Animals or quantity	Farms reporting	Animals or quantity
	General farms										
1	Horses and mules, excluding colts ... number	3,015	13 677	146	384	25	157	42	208	96	620
2	Cows and heifers kept mainly for milk ... number	2,002	10,330	60	134	19	59	49	250	93	677
3	beef ... number	948	11,379	18	121	8	210	6	105	26	465
4	Other cattle, including calves ... number	2,325	25,487	46	219	24	429	41	419	93	1,624
5	Sows and gilts ... number	605	1,209	3	4	10	13	8	25	30	74
6	Other hogs, excl pigs under 3 mos old ... number	1,438	5,856	56	100	14	53	18	44	43	302
	Cash-grain farms										
7	Horses and mules, excluding colts ... number	2,468	13,227	33	123	...	...	2	6	58	367
8	Cows and heifers kept mainly for milk ... number	1,739	8,176	5	8	...	...	1	2	48	211
9	beef ... number	438	5,969	3	4	...	...	...	...	12	126
10	Other cattle, including calves ... number	1,799	17,918	4	17	...	...	1	9	47	477
11	Sows and gilts ... number	493	1 012	...	...	...	...	...	...	17	49
12	Other hogs, excl pigs under 3 mos old ... number	1,121	5,125	11	22	...	...	2	13	29	168
	Cotton farms										
13	Horses and mules, excluding colts ... number	2,412	11,091	...	...	...	...	298	1,895	...	...
14	Cows and heifers kept mainly for milk ... number	1,783	3,729	...	...	...	...	270	839	...	...
15	beef ... number	58	857	...	...	...	...	15	281	...	...
16	Other cattle, including calves ... number	921	4,493	...	...	...	...	201	1,268	...	...
17	Sows and gilts ... number	141	317	...	...	...	...	31	61	...	...
18	Other hogs excl pigs under 3 mos old ... number	680	1,750	...	...	...	...	76	316	...	...
	Crop-specialty farms										
19	Horses and mules, excluding colts ... number	3,795	17,464	364	1,038	8	34	44	266	180	1,057
20	Cows and heifers kept mainly for milk ... number	2,150	7,504	103	215	1	5	44	145	152	697
21	beef ... number	652	6,382	48	583	5	67	3	32	23	257
22	Other cattle, including calves ... number	2,254	17,645	95	574	6	69	36	235	136	1,546
23	Sows and gilts ... number	463	956	11	18	1	1	4	7	56	122
24	Other hogs, excl pigs under 3 mos old ... number	1,254	4,748	46	91	3	9	8	71	58	221
	Fruit farms										
25	Horses and mules, excluding colts ... number	310	1,155	30	64	3	12	31	97	5	10
26	Cows and heifers kept mainly for milk ... number	200	483	8	11	4	6	26	53	4	7
27	beef ... number	35	282	3	4	1	2	2	32	...	...
28	Other cattle, including calves ... number	154	880	5	8	2	8	16	207	1	7
29	Sows and gilts ... number	28	78	1	1	...	...	2	20	1	9
30	Other hogs, excl pigs under 3 mos old ... number	82	440	8	46	1	2	6	63	1	55
	Truck farms										
31	Horses and mules excluding colts ... number	578	1,264	161	319	...	...	19	29	...	...
32	Cows and heifers kept mainly for milk ... number	236	403	46	59	...	...	15	19	...	...
33	beef ... number	65	284	1	1	...	...	...	...	...	...
34	Other cattle, including calves ... number	177	503	16	34	...	...	7	7	...	...
35	Sows and gilts ... number	40	79	5	6	...	...	...	...	...	...
36	Other hogs, excl pigs under 3 mos old ... number	248	517	58	92	...	...	...	...	...	...
	Dairy farms										
37	Horses and mules, excluding colts ... number	530	2,302	36	143	...	...	29	119	25	166
38	Cows and heifers kept mainly for milk ... number	607	9,029	48	1,163	...	...	34	704	30	541
39	beef ... number	62	648	1	2	...	...	1	4	5	31
40	Other cattle, including calves ... number	593	12,093	47	1,192	...	...	32	730	30	777
41	Sows and gilts ... number	122	274	3	4	...	...	10	18	9	20
42	Other hogs, excl pigs under 3 mos old ... number	224	1,266	6	16	...	...	12	59	17	77
	Animal-specialty farms										
43	Horses and mules excluding colts ... number	794	4,587	10	47	6	26	11	70	34	233
44	Cows and heifers kept mainly for milk ... number	413	2,107	3	5	3	19	9	55	27	241
45	beef ... number	446	11,460	4	126	2	15	4	106	16	479
46	Other cattle, including calves ... number	673	16,288	6	218	6	99	11	254	32	1,585
47	Sows and gilts ... number	190	729	1	90	1	2	3	8	8	55
48	Other hogs, excl pigs under 3 mos old ... number	384	3,657	4	507	4	14	4	47	17	255
	Stock ranches										
49	Horses and mules, excluding colts ... number	5,169	50,781	12	64	158	1,644	175	2,545	159	1,540
50	Cows and heifers kept mainly for milk ... number	1,541	6 859	3	3	60	227	92	314	91	519
51	beef ... number	3,320	390 785	3	148	114	10,424	147	31 828	86	23,805
52	Other cattle, including calves ... number	3,727	427,111	3	260	148	12,348	175	35,888	124	28,120
53	Sows and gilts ... number	356	1,047	...	...	16	52	10	44	18	50
54	Other hogs, excl pigs under 3 mos old ... number	1,028	6,028	1	1	49	263	23	320	32	369
	Poultry farms										
55	Horses and mules excluding colts ... number	154	521	15	23	...	...	10	36	9	34
56	Cows and heifers kept mainly for milk ... number	150	545	12	21	...	...	14	39	8	26
57	beef ... number	21	135	...	...	...	...	1	8	1	1
58	Other cattle including calves ... number	136	826	9	18	...	...	10	76	6	26
59	Sows and gilts ... number	17	44	...	...	...	...	...	...	3	16
60	Other hogs excl pigs under 3 mos old ... number	39	140	4	11	...	...	3	22	3	24
	Self-sufficing farms										
61	Horses and mules, excluding colts ... number	3,287	9 508	52	103	84	307	24	84	32	101
62	Cows and heifers kept mainly for milk ... number	1,201	2,497	23	35	47	96	25	65	17	46
63	beef ... number	930	5,133	2	3	23	149	3	10	12	91
64	Other cattle including calves ... number	1,465	6,244	17	40	56	277	18	110	26	181
65	Sows and gilts ... number	254	389	...	...	9	14	2	2	2	4
66	Other hogs, excl pigs under 3 mos old ... number	1,217	2,409	13	20	37	105	4	5	12	29
	Abnormal and unclassified farms										
67	Horses and mules, excluding colts ... number	4,061	15,518	212	444	82	279	45	157	85	409
68	Cows and heifers kept mainly for milk ... number	1,883	5,738	65	136	40	102	35	167	55	187
69	beef ... number	950	13,633	14	89	13	116	2	4	17	151
70	Other cattle including calves ... number	1,947	21,504	47	239	37	203	24	106	50	1,094
71	Sows and gilts ... number	314	675	9	17	2	2	1	1	16	31
72	Other hogs, excl. pigs under 3 mos old ... number	1,118	4 067	43	111	24	79	7	13	22	600
	SPECIFIED ITEMS, BY TWO TYPES OF FARMS										
73	Steers, 2 years old and over — Ranches ... number	...	44,308	...	80	...	2,229	...	4,922	...	5,872
74	Steers, 2 years old and over — All other ... number	...	7,932	...	223	...	76	...	235	...	473
75	Sheep, excluding lambs — Ranches ... number	3,029	1,814,225	13	9,296	53	78,514	49	91,028	93	60,879
76	Sheep, excluding lambs — All other ... number	2,193	244,910	42	3,486	8	3,523	36	6,039	80	8,284
77	All cows milked — Dairy ... number	637	9,715	52	1,343	...	...	34	727	31	601
78	All cows milked — All other ... number	15,187	52,795	324	815	249	726	649	2,064	499	2,537
79	Of beef or dual purpose breeding — Dairy ... number	100	876	6	59	...	...	3	26	9	102
80	Of beef or dual purpose breeding — All other ... number	4,824	16,218	35	161	149	408	138	411	168	938
81	Milk produced — Dairy ... No and gals	637	5,860,447	52	892,540	...	...	34	385,111	31	306,577
82	Milk produced — All other ... No and gals	15,187	18,630,474	324	213,032	249	160,429	649	894,540	499	973,743
83	Production, per cow — Dairy ... gallons	...	603	...	669	...	...	...	530	...	518
84	Production, per cow — All other ... gallons	...	353	...	261	...	221	...	433	...	381
85	Whole milk sold — Dairy ... gallons	...	3,513,016	...	837,441	...	...	...	279,596	...	148,703
86	Whole milk sold — All other ... gallons	...	1,262,936	...	76,129	...	10,824	...	61,534	...	28,586
87	Cream sold as butterfat — Dairy ... pounds	...	444,631	...	1,840	...	...	...	14,992	...	31 726
88	Cream sold as butterfat — All other ... pounds	...	2,573,970	...	1,328	...	3,221	...	93,971	...	184,052
89	Chickens over 3 months old on farms, Apr 1, 1930 — Poultry ... number	233	66,073	23	6,936	...	...	17	4,883	12	3,195
90	Chickens over 3 months old on farms, Apr 1, 1930 — All other ... number	20,915	893,401	569	21,690	341	7,800	723	34,604	651	34,363
91	Chicken eggs produced — Poultry ... dozens	...	614,336	...	58,790	...	...	...	46,553	...	24,396
92	Chicken eggs produced — All other ... dozens	...	6,176,298	...	122,710	...	54,884	...	235,275	...	223,924
93	Production, per chicken on hand — Poultry ... dozens	...	9 3	...	8 5	...	...	...	9 5	...	7 6
94	Production, per chicken on hand — All other ... dozens	...	6.9	...	5 7	...	7 0	...	6.8	...	6.8

LIVESTOCK PRODUCTS, 1929, BY TYPE OF FARM

bottom of p 8]

CURRY		DE BACA		DONA ANA		EDDY		GRANT		GUADALUPE		HARDING		HIDALGO		
Farms reporting	Animals or quantity	Farms reporting	Animals or quantity	Farms reporting	Animals or quantity	Farms reporting	Animals or quantity	Farms reporting	Animals or quantity	Farms reporting	Animals or quantity	Farms reporting	Animals or quantity	Farms reporting	Animals or quantity	
66	450	40	279	46	168	22	126	57	225	40	140	46	268	24	88	1
75	501	38	232	42	126	26	145	21	71	18	40	30	193	21	82	2
6	88	12	216			8	101	23	142	16	129	12	212	4	48	3
72	805	40	711	33	134	27	341	37	277	28	178	42	461	23	125	4
15	30	16	31	2	5	4	7	12	18	3	6	10	17	4	19	5
35	176	17	117	13	34	8	16	23	50	17	33	28	145	8	42	6
752	4 949	9	35	5	13	3	12	27	101	22	104	172	1, 200			7
766	3, 657	4	7	1	16	2	5	7	13	14	41	125	696			8
82	1, 055							9	68	5	63	61	792			9
744	5, 933	3	7	1	12	1	2	11	42	14	142	157	2, 390			10
207	410					1	1	2	3	1	1	36	78			11
399	2, 183	1	4			1	1	9	23	2	15	78	219			12
				1, 383	5, 302	538	2, 833							10	83	13
				989	1, 485	341	660							10	19	14
				6	43	24	429									15
				361	863	199	1, 385							10	50	16
				34	135	32	50							1	1	17
				436	800	84	303							3	20	18
50	295	36	158	36	156	45	239	39	152	63	263	69	499	26	110	19
52	245	37	117	23	45	39	145	13	25	32	92	48	233	22	62	20
6	60	2	19	2	15	2	57	10	64	18	312	22	190	4	24	21
49	483	34	177	16	61	32	393	16	138	41	326	53	572	23	170	22
7	9	10	17	1	1	6	15	1	2	3	9	12	30	5	5	23
30	126	13	48	9	15	5	18	7	25	16	47	33	155	6	39	24
		3	5	14	44	22	207	18	63							25
		4	8	10	23	19	75	6	12							26
						1	24	4	34							27
		5	12	7	11	17	91	8	24							28
				1	1	9	17	2	2							29
		1	2	6	10	4	37	6	73							30
				38	113	8	9	9	29	5	18					31
				14	23	2	7	3	12	3	7					32
																33
				10	18	2	5	4	14	4	20					34
				2	2											35
				13	33			1	2	2	4					36
34	161	11	108	44	164	9	61	11	35	4	14	8	61	7	21	37
41	385	11	161	53	926	15	182	13	475	4	42	8	85	6	89	38
2	17	1	8	1	4	1	1	2	100	1	15	1	14	2	4	39
41	479	11	190	43	703	13	228	13	993	4	61	9	153	7	109	40
6	23	2	3	1	19	5	20			1	1	2	3			41
20	137	4	16	7	20	3	47	4	17	3	8	6	17	1	3	42
9	77			5	26	3	66	10	53	27	105	28	201	4	33	43
7	51			4	46	1	1	7	29	10	17	15	85	3	11	44
6	231			2	94	2	66	7	356	17	398	16	460	2	139	45
9	395			3	55	3	66	10	311	24	375	28	831	4	125	46
2	9			2	29	2	4	4	52	1	1	5	23	4	24	47
5	70			3	241	2	2	5	48	9	17	13	209	3	55	48
15	208	162	2, 283	22	305	144	2, 196	197	3, 043	137	1, 002	96	1, 262	121	1, 151	49
8	41	56	312	5	8	68	196	60	196	32	77	20	114	24	141	50
12	2, 224	117	11, 650	22	5, 473	85	14, 844	174	54, 214	81	6, 156	96	11, 909	97	11 830	51
16	1, 933	142	16, 225	24	5, 267	118	14, 604	191	41, 787	113	7, 954	97	10, 872	112	11, 794	52
2	11	9	15	1	6	5	26	15	76	2	2	14	54	4	16	53
5	70	27	70	1	2	11	18	41	345	32	69	43	417	32	183	54
6	24	4	12	9	17	7	14	6	12					5	10	55
6	23	6	27	12	20	7	14	2	4					4	11	56
1	3	2	8					4	34					2	27	57
5	37	5	55	10	28	3	4	6	48					7	42	58
																59
3	6	1	2											2	9	60
16	75	9	65	27	86	9	43	25	94	61	227	18	67	19	71	61
17	47	7	17	21	34	8	30	12	24	20	71	7	20	14	23	62
2	7	1	2	1	1	2	7	8	65	14	98	9	45	10	55	63
16	62	6	33	13	27	5	21	11	52	37	190	13	50	19	95	64
2	3	1	1					3	3	1	2					65
6	42	4	14	10	17	1	2	11	37	25	41	5	7	5	25	66
49	453	21	396	64	177	44	183	67	252	104	323	107	585	47	210	67
69	228	19	35	39	91	27	114	33	95	39	79	43	140	23	53	68
9	134	9	160	2	155	8	407	20	215	38	257	42	960	20	307	69
54	797	17	147	21	267	25	143	40	338	58	318	72	498	27	462	70
10	27	2	2	3	6	2	3	3	5	3	4	4	18	3	4	71
24	328	1	1	14	34	4	4	13	69	30	39	33	140	16	34	72
	200		1, 499		78		1, 566		2, 021		923		417		738	73
	385		14		35		230		194		97		210		37	74
4	2, 266	44	37, 363	3	1 715	85	76, 245	20	6, 919	88	78, 646	31	18, 276	35	9, 861	75
18	904	9	686	49	4, 454	65	8, 030	7	477	43	5, 498	38	3, 762	5	431	76
46	408	11	137	54	1 002	16	164	13	541	4	48	9	102	7	74	77
1, 038	4, 564	301	848	1, 139	1, 908	605	1, 441	211	384	275	716	405	1, 907	180	534	78
5	40			2	13	3	23			2	31	1	17	3	12	79
114	403	63	364	55	154	155	349	83	311	183	440	236	1, 180	86	210	80
46	275, 111	11	102, 805	54	573, 867	15	96, 793	13	406, 191	4	17 156	9	39, 546	7	54, 950	81
1, 038	2, 043, 788	301	204, 171	1, 139	1, 108, 816	605	671, 435	211	179, 523	275	149, 864	405	717, 713	180	152, 766	82
	674		750		872		390		731		373		391		743	83
	449		347		580		406		307		209		365		343	84
	115, 508		40, 541		833, 227		47 216		279, 939		14, 156				35, 896	85
	83, 534		19, 575		318, 652		41, 546		11 960		8, 415		17, 938		3, 152	86
	32, 680		6, 575				4, 700		4, 250				11, 240		4, 050	87
	387, 977		62, 634		3, 294		32, 046		9, 630		3, 865		144, 796		18, 559	88
8	1, 229	6	812	37	11 335	12	7 240	7	4, 425					7	3, 370	89
1, 003	108, 332	254	14, 510	1, 883	33, 519	677	26, 316	387	14, 530	378	8, 875	509	29, 668	217	7 999	90
	14, 983		7 472		103, 876		65, 141		35, 053						27 621	91
	739, 858		104, 989		358, 731		216, 634		100, 516		76, 688		198, 661		57, 090	92
	12. 2		9. 2		9. 2		9. 4		8. 6						8. 2	93
	7 0		7 2		7 2		8. 3		6. 9		7 0		6. 8		7 1	94

COUNTY TABLE IV.—SPECIFIED LIVESTOCK, 1930, AND

[See NOTE

	TYPE OF FARM, BY CLASS OF ANIMALS (See definitions in Introduction)	LEA		LINCOLN		LUNA		M'KINLEY		MORA	
		Farms reporting	Animals or quantity	Farms reporting	Animals or quantity	Farms reporting	Animals or quantity	Farms reporting	Animals or quantity	Farms reporting	Animals or quantity
	General farms										
1	Horses and mules, excluding colts ... number	56	338	25	77	9	35	17	76	207	715
2	Cows and heifers kept mainly for milk ... number	51	372	18	97	11	42	2	13	67	162
3	beef ... number	19	204	10	149	1	6	7	74	103	1,030
4	Other cattle, including calves ... number	60	876	22	294	11	151	9	88	128	921
5	Sows and gilts ... number	12	32	4	10	1	3	1	2	28	59
6	Other hogs, excl. pigs under 3 mos old ... number	30	180	12	46	2	4	5	15	84	212
	Cash-grain farms										
7	Horses and mules, excluding colts ... number	2	10	2	7			19	107	135	405
8	Cows and heifers kept mainly for milk ... number	3	27	1	2			8	30	32	68
9	beef ... number			1	5			5	56	42	217
10	Other cattle, including calves ... number	3	46	2	11			9	53	54	192
11	Sows and gilts ... number							6	8	17	37
12	Other hogs, excl pigs under 3 mos old ... number	1	6	1	1			12	48	49	116
	Cotton farms										
13	Horses and mules, excluding colts ... number	9	53			14	84				
14	Cows and heifers kept mainly for milk ... number	10	59			11	28				
15	beef ... number	5	25								
16	Other cattle, including calves ... number	12	107			10	25				
17	Sows and gilts ... number					3	5				
18	Other hogs, excl pigs under 3 mos old ... number	5	21			6	11				
	Crop-specialty farms										
19	Horses and mules, excluding colts ... number			59	252	33	172	10	42	95	362
20	Cows and heifers kept mainly for milk ... number			35	95	28	65	6	12	24	75
21	beef ... number			16	231	4	159	3	30	39	318
22	Other cattle, including calves ... number			41	513	24	268	8	51	55	303
23	Sows and gilts ... number			11	17	3	6	2	3	3	3
24	Other hogs, excl pigs under 3 mos. old ... number			18	98	12	55	4	15	52	95
	Fruit farms										
25	Horses and mules, excluding colts ... number			4	16					5	16
26	Cows and heifers kept mainly for milk ... number			4	9					3	11
27	beef ... number										
28	Other cattle, including calves ... number			1	9					1	1
29	Sows and gilts ... number										
30	Other hogs, excl pigs under 3 mos old ... number			1	2					4	13
	Truck farms										
31	Horses and mules, excluding colts ... number			25	67	3	9				
32	Cows and heifers kept mainly for milk ... number			12	25	1	1				
33	beef ... number			4	57						
34	Other cattle, including calves ... number			10	33						
35	Sows and gilts ... number			1	1						
36	Other hogs, excl pigs under 3 mos old ... number			7	23						
	Dairy farms										
37	Horses and mules, excluding colts ... number	15	66	7	33	5	10	3	10	5	27
38	Cows and heifers kept mainly for milk ... number	16	202	7	147	10	192	5	85	5	57
39	beef ... number										
40	Other cattle, including calves ... number	16	257	7	229	9	175	5	105	5	88
41	Sows and gilts ... number	1	1	2	3			1	4	1	1
42	Other hogs, excl pigs under 3 mos old ... number	8	33	4	46			1	70	3	8
	Animal-specialty farms										
43	Horses and mules, excluding colts ... number	11	53	22	127	4	12	27	101	63	233
44	Cows and heifers kept mainly for milk ... number	6	34	13	43	5	7	1	3	19	53
45	beef ... number	9	196	14	456	1	22	7	66	38	407
46	Other cattle, including calves ... number	11	125	21	861	4	114	3	19	54	626
47	Sows and gilts ... number			2	6			1	4	9	14
48	Other hogs, excl. pigs under 3 mos. old ... number	1	1	8	62			3	12	31	82
	Stock ranches										
49	Horses and mules, excluding colts ... number	317	2,633	163	2,044	67	985	573	4,263	126	1,286
50	Cows and heifers kept mainly for milk ... number	170	704	63	216	30	88	15	47	38	146
51	beef ... number	260	32,140	113	13,755	70	19,757	174	3,991	91	5,879
52	Other cattle, including calves ... number	333	36,598	146	19,771	76	22,089	74	4,467	97	11,078
53	Sows and gilts ... number	22	49	6	23	1	3	5	48	9	19
54	Other hogs, excl. pigs under 3 mos. old ... number	73	233	25	276	5	16	16	217	44	147
	Poultry farms										
55	Horses and mules, excluding colts ... number			1	3	8	21				
56	Cows and heifers kept mainly for milk ... number			1	8	9	32				
57	beef ... number					2	17				
58	Other cattle, including calves ... number			1	3	8	49				
59	Sows and gilts ... number										
60	Other hogs, excl. pigs under 3 mos. old ... number			1	1	2	7				
	Self-sufficing farms										
61	Horses and mules, excluding colts ... number	42	159	37	95	9	20	154	446	217	614
62	Cows and heifers kept mainly for milk ... number	32	119	27	49	7	8	9	22	74	163
63	beef ... number	17	59	6	31	2	7	22	89	72	380
64	Other cattle, including calves ... number	38	247	28	152	6	22	15	44	96	416
65	Sows and gilts ... number	1	1					4	4	18	21
66	Other hogs, excl pigs under 3 mos. old ... number	13	42	11	27	3	10	31	46	95	151
	Abnormal and unclassified farms										
67	Horses and mules, excluding colts ... number	67	327	94	412	22	90	126	570	330	855
68	Cows and heifers kept mainly for milk ... number	59	225	48	221	27	59	2	9	90	230
69	beef ... number	26	877	23	1,018	4	217	9	41	80	456
70	Other cattle, including calves ... number	69	1,054	49	1,456	17	349	5	34	123	567
71	Sows and gilts ... number	2	4	3	78	3	8	5	5	31	41
72	Other hogs, excl pigs under 3 mos. old ... number	14	39	14	221	5	45	9	47	97	188
	SPECIFIED ITEMS, BY TWO TYPES OF FARMS										
73	Steers, 2 years old and over ... Ranches ... number		989		1,446		1,748		921		2,270
74	Steers, 2 years old and over ... All other ... number		94		297		46		16		161
75	Sheep, excluding lambs ... Ranches ... number	99	64,620	77	103,989	4	3,482	574	138,426	113	85,172
76	Sheep, excluding lambs ... All other ... number	33	2,898	23	10,231	13	1,883	218	10,495	207	16,195
77	All cows milked ... Dairy ... number	16	189	7	99	10	182	5	73	5	35
78	All cows milked ... All other ... number	491	1,946	291	983	157	370	53	173	458	1,128
79	Of beef or dual purpose breeding ... Dairy ... number	3	25	1	3	1	10	1	11		
80	Of beef or dual purpose breeding ... All other ... number	241	730	144	459	57	118	36	111	313	723
81	Milk produced ... Dairy ... No and gals.	16	87,432	7	45,546	10	111,246	5	45,890	5	14,570
82	Milk produced ... All other ... No and gals.	491	498,059	291	316,281	157	131,239	53	37,153	458	232,500
83	Production, per cow ... Dairy ... gallons		463		460		611		629		416
84	Production, per cow ... All other ... gallons		256		322		355		216		206
85	Whole milk sold ... Dairy ... gallons		20,158		22,985		88,189		37,900		840
86	Whole milk sold ... All other ... gallons		4,474		103,621		6,831		1,750		21,462
87	Cream sold as butterfat ... Dairy ... pounds		14,549		3,988				1,300		3,600
88	Cream sold as butterfat ... All other ... pounds		51,603		7,140		6,840				14,060
89	Chickens over 3 months old on farms, Apr 1, 1930 ... Poultry ... number			4	815	16	4,658				
90	Chickens over 3 months old on farms, Apr 1, 1930 ... All other ... number	511	23,531	349	11,184	174	9,727	117	3,685	964	20,081
91	Chicken eggs produced ... Poultry ... dozens				9,597		45,776				
92	Chicken eggs produced ... All other ... dozens		163,463		77,362		67,481		17,385		138,567
93	Production, per chicken on hand ... Poultry ... dozens				11.8		9.8				
94	Production, per chicken on hand ... All other ... dozens		6.9		6.9		6.9		6.5		6.9

LIVESTOCK PRODUCTS, 1929, BY TYPE OF FARM—Continued

bottom of p 8)

OTERO		QUAY		RIO ARRIBA		ROOSEVELT		SANDOVAL		SAN JUAN		SAN MIGUEL		SANTA FE		
Farms reporting	Animals or quantity	Farms reporting	Animals or quantity	Farms reporting	Animals or quantity	Farms reporting	Animals or quantity	Farms reporting	Animals or quantity	Farms reporting	Animals or quantity	Farms reporting	Animals or quantity	Farms reporting	Animals or quantity	
65	324	198	1,104	252	716	332	2,082	161	446	148	528	185	835	65	213	1
55	207	165	1,146	113	220	328	2,517	35	86	122	467	90	312	36	87	2
22	323	70	1,152	137	670	39	793	81	937	16	150	76	893	23	185	3
58	585	194	2,812	150	529	325	4,601	97	809	105	695	131	1,255	43	353	4
15	24	49	92	31	60	108	187	6	12	29	56	17	24	19	42	5
41	181	109	533	157	353	180	1,090	28	40	57	238	61	137	39	74	6
14	51	243	1,331	13	47	198	1,282	324	1,053	49	170	39	143			7
9	20	239	1,291	3	4	195	1,084	23	32	35	98	11	32			8
2	11	44	1,101	3	14	25	631	60	502	4	107	17	140			9
4	19	245	2,636	3	14	183	2,666	55	231	27	271	20	116			10
1	3	59	123	2	4	54	118	15	19	9	14	4	5			11
5	13	141	701	5	9	93	480	100	167	18	69	10	21			12
9	58	14	88			114	662									13
8	18	14	53			111	535									14
		2	11			5	67									15
7	14	14	100			95	655									16
1	1	6	8			27	48									17
2	5	9	82			53	200									18
28	122	109	704	162	527	219	1,098	101	303	63	243	360	1,284	78	373	19
17	51	88	469	58	105	209	968	29	46	58	131	92	265	36	158	20
6	45	29	462	51	337	14	248	19	188	6	81	90	818	19	220	21
14	74	99	1,103	76	336	188	1,560	33	263	40	269	177	1,338	47	537	22
5	12	31	60	18	46	50	89	8	10	11	46	20	26	3	4	23
15	56	65	358	47	118	105	432	28	58	20	415	96	199	24	42	24
35	234			12	30			26	53	63	184	6	25	8	15	25
32	93			6	15			6	7	48	112	2	2	5	7	26
9	40			5	11					3	45					27
27	169			5	25			2	3	39	161	1	2	4	5	28
2	12									6	10	1	2			29
15	46			6	14			6	10	8	45	1	1	1	1	30
8	19			128	241	15	35	9	19	10	28	25	71	65	140	31
8	19			48	66	15	42	5	7	6	26	18	24	27	41	32
				23	106			1	1	1	9	3	15	28	89	33
7	32			42	106	11	34	2	2	5	34	12	49	31	78	34
1	3			10	27	2	4			1	1			16	31	35
3	33			96	173	4	32	3	5			11	16	36	66	36
10	35	25	154	4	14	114	739	7	36	12	48	25	153	7	17	37
13	113	24	387	6	41	117	1,476	6	37	13	133	27	356	10	160	38
		8	76	2	6	9	149	2	12	4	30	3	9	1	7	39
11	146	26	991	3	63	118	2,817	7	52	14	197	28	476	10	199	40
3	12	6	6			34	58	2	2	4	4	4	14			41
4	28	14	84	5	13	53	227	3	7			7	70	2	2	42
6	41	44	831	126	496	56	858	36	259	49	289	27	174	18	48	43
3	17	31	168	54	134	46	856	11	32	38	174	14	68	4	10	44
2	97	27	931	77	1,009	24	762	18	296	21	1,095	19	418	9	194	45
6	83	45	1,298	95	1,117	58	1,501	23	329	40	1,830	25	496	11	117	46
5	22	19	55	13	20	27	76	4	14	16	47	6	37	2	2	47
5	143	32	294	51	116	38	850	4	19	28	203	10	129	4	8	48
203	1,692	200	2,066	265	1,448	123	1,168	105	636	496	4,217	170	2,027	44	310	49
61	221	94	528	70	171	73	712	24	65	37	127	52	178	26	216	50
109	6,085	180	21,921	112	2,899	90	12,829	46	1,657	191	3,258	143	17,727	27	2,511	51
128	8,094	205	23,651	133	3,032	125	15,187	59	2,215	156	2,647	158	21,455	37	2,010	52
6	12	27	57	17	29	22	55	2	4	5	13	7	23	2	2	53
27	106	82	470	66	180	60	435	14	31	15	64	54	165	7	12	54
		11	67			22	102			17	48	8	25			55
1	2	10	53			23	122			16	56	3	5			56
		2	8			2	11			2	16	1	1			57
2	6	11	77			20	140			13	83	5	15			58
		1	1			3	4			3	7	2	7			59
		3	17			5	14			3	11	2	3			60
35	94	34	179	715	1,783	25	110	267	638	48	142	268	593	207	467	61
21	50	26	82	244	431	24	97	49	106	41	78	89	151	84	162	62
5	36	15	104	204	902	3	14	56	467	5	10	86	672	84	473	63
20	124	31	175	280	790	21	82	65	402	23	67	148	1,037	99	321	64
4	6	2	4	57	94	4	8	4	4	4	7	12	14	7	7	65
13	29	10	37	327	573	10	25	23	55	13	25	91	163	81	122	66
65	293	128	655	475	1,411	190	1,219	164	549	156	574	408	1,275	87	253	67
41	110	112	461	166	327	190	909	35	91	61	117	146	307	38	93	68
17	1,400	37	316	154	1,389	20	256	29	242	10	71	99	783	15	164	69
38	2,471	105	1,077	182	1,081	174	1,249	40	252	84	128	166	2,130	36	372	70
4	7	14	19	27	51	32	66	9	15	6	18	13	16	4	7	71
22	63	55	214	201	410	94	244	19	71	13	36	68	143	26	52	72
	672		2,577		569		1,022		279		250		2,708		41	73
	31		380		224		446		178		474		1,333		48	74
100	33,490	26	7,751	234	126,765	21	9,495	66	40,215	576	187,781	53	35,977	21	33,694	75
20	2,487	33	3,636	341	44,215	30	6,534	67	10,301	202	26,191	81	10,067	51	3,441	76
13	118	26	462	6	50	130	1,552	7	41	15	162	29	408	11	169	77
297	940	932	4,364	918	1,718	1,285	7,225	196	443	464	1,311	657	1,964	286	843	78
2	5	3	37	1	2	13	125	4	25	6	55	5	42	3	19	79
97	316	248	974	431	759	208	1,188	62	163	89	228	298	917	107	356	80
13	90,940	26	214,970	6	34,725	130	708,125	7	21,960	15	107,150	29	263,979	11	134,181	81
297	342,119	932	1,514,607	918	444,662	1,285	2,751,057	196	146,588	464	642,459	657	396,072	286	239,990	82
	686		465		695		456		536		661		647		794	83
	364		347		259		355		331		490		203		285	84
	30,565		58,835		35,527		22,300		860		71,330		149,547		115,236	85
	26,411		24,707		33,808		158,790		23,460		19,595		32,452		20,006	86
	11,290		35,409				182,605		2,061		3,281		15,040		1,733	87
	23,746		300,340		2,572		552,412		1,030		96,253		23,636		24,897	88
3	1,010	13	1,839	3	1,306	22	4,108			25	3,122	10	1,629			89
340	12,169	1,037	77,415	1,604	33,587	1,413	106,954	546	10,625	573	32,610	1,109	28,887	409	11,933	90
	9,700		17,352		9,600		41,626				31,546		14,750			91
	96,077		544,970		309,297		708,110		75,893		163,086		193,172		87,196	92
	9.6		9.5		7.4		10.1				10.1		9.1			93
	8.1		7.0		6.2		7.2		7.0		7.2		6.7		7.3	94

COUNTY TABLE IV.—SPECIFIED LIVESTOCK, 1930, AND LIVESTOCK PRODUCTS, 1929, BY TYPE OF FARM—Con.

[See NOTE, bottom of p 8]

	TYPE OF FARM, BY CLASS OF ANIMALS (See definitions in Introduction)	SIERRA		SOCORRO		TAOS		TORRANCE		UNION		VALENCIA	
		Farms reporting	Animals or quantity	Farms reporting	Animals or quantity	Farms reporting	Animals or quantity	Farms reporting	Animals or quantity	Farms reporting	Animals or quantity	Farms reporting	Animals or quantity
	General farms												
1	Horses and mules excluding colts ....number..	46	202	33	82	138	375	15	48	264	1,833	159	465
2	Cows and heifers kept mainly for milk....number..	21	98	15	29	60	134	15	56	220	1,641	86	134
3	beef....number..	20	229	15	166	45	144	2	6	95	2,122	28	259
4	Other cattle, including calves....number..	32	235	18	126	84	318	13	160	257	4,527	82	409
5	Sows and gilts....number..	12	15			34	89			117	240	5	13
6	Other hogs, excl pigs under 3 mos old....number..	16	46	7	10	103	292	2	6	167	1,150	58	137
	Cash-grain farms												
7	Horses and mules, excluding colts ....number..	14	39	34	82	18	57			164	1,170	117	363
8	Cows and heifers kept mainly for milk....number..	3	3	15	28	8	11			138	725	43	65
9	beef....number..	8	28	2	7	3	6			40	942	10	94
10	Other cattle, including calves....number..	5	18	15	53	7	16			147	2,419	37	115
11	Sows and gilts....number..					2	2			55	127	5	15
12	Other hogs, excl pigs under 3 mos old....number..	6	16	3	5	13	35			89	694	38	96
	Cotton farms												
13	Horses and mules, excluding colts....number..	23	88										
14	Cows and heifers kept mainly for milk....number..	19	38										
15	beef....number..	1	1										
16	Other cattle, including calves ....number..	12	23										
17	Sows and gilts....number..	6	8										
18	Other hogs, excl pigs under 3 mos old....number..	6	42										
	Crop-specialty farms												
19	Horses and mules, excluding colts ....number..	13	56	103	302	210	592	777	4,330	290	2,017	135	418
20	Cows and heifers kept mainly for milk....number..	7	13	31	47	130	246	458	1,424	228	1,165	57	143
21	beef....number..	3	35	20	71	39	186	68	584	62	560	19	179
22	Other cattle, including calves....number..	9	68	27	58	139	537	440	3,094	242	2,311	58	223
23	Sows and gilts ....number..	2	3	5	28	37	92	28	61	104	207	5	7
24	Other hogs, excl pigs under 3 mos old....number..	2	5	26	133	139	308	162	306	164	1,092	41	99
	Fruit farms												
25	Horses and mules, excluding colts....number..	3	16	5	18	5	12					12	29
26	Cows and heifers kept mainly for milk....number..	1	1	3	20	1	1					8	10
27	beef....number..	1	58	2	16							4	16
28	Other cattle, including calves....number..	1	51	5	43	1	1					8	42
29	Sows and gilts ....number..	1	1	1	1							1	2
30	Other hogs, excl pigs under 3 mos old....number..	2	4			2	7					3	9
	Truck farms												
31	Horses and mules, excluding colts ....number..	1	3			3	8					51	107
32	Cows and heifers kept mainly for milk....number..	1	2			1	2					16	21
33	beef....number..											4	6
34	Other cattle, including calves....number..					1	2					13	35
35	Sows and gilts....number..											2	4
36	Other hogs, excl pigs under 3 mos old....number..	1	3			1	1					12	34
	Dairy farms												
37	Horses and mules, excluding colts....number..	9	35	4	14	7	19	10	58	43	281		
38	Cows and heifers kept mainly for milk....number..	9	86	7	59	8	94	12	92	45	478	4	81
39	beef....number..	1	4			1	9	2	5	11	141		
40	Other cattle, including calves....number..	8	55	7	101	8	78	11	195	46	688	4	66
41	Sows and gilts....number..	3	11	1	3	2	12			19	32		
42	Other hogs, excl pigs under 3 mos old....number..	2	36	1	6	2	46	4	16	25	162		
	Animal-specialty farms												
43	Horses and mules, excluding colts....number..	7	23	5	15	34	138	4	45	85	767	28	110
44	Cows and heifers kept mainly for milk....number..	2	8			15	33			54	364	8	13
45	beef....number..	8	123	5	89	13	103	4	308	56	1,807	16	521
46	Other cattle, including calves....number..	9	86	4	30	22	129	4	141	84	2,448	18	624
47	Sows and gilts....number..	3	5	1	1	11	23			32	71	6	30
48	Other hogs, excl pigs under 3 mos old....number..	1	3	3	4	20	64	2	9	62	543	12	50
	Stock ranches												
49	Horses and mules, excluding colts ....number..	102	1,584	194	1,258	119	326	71	653	249	2,883	196	1,839
50	Cows and heifers kept mainly for milk....number..	18	30	26	76	34	59	36	175	130	824	29	128
51	beef....number..	88	14,277	176	12,621	53	264	28	2,383	204	24,911	121	7,356
52	Other cattle, including calves....number..	94	13,319	182	11,632	53	226	58	4,304	252	33,413	103	4,871
53	Sows and gilts....number..	11	25	6	11	16	28			88	285	5	9
54	Other hogs, excl pigs under 3 mos old....number..	19	105	19	51	59	126	17	40	110	1,175	19	50
	Poultry farms												
55	Horses and mules, excluding colts ....number..					4	6			9	62	3	5
56	Cows and heifers kept mainly for milk....number..					3	17			10	59	3	6
57	beef....number..					1	1						
58	Other cattle, including calves....number..					3	7			10	110	2	2
59	Sows and gilts....number..									5	9		
60	Other hogs, excl pigs under 3 mos old....number..					3	6			3	4	1	3
	Self-sufficing farms												
61	Horses and mules, excluding colts ....number..	94	323	122	322	476	1,309	10	37	24	130	144	374
62	Cows and heifers kept mainly for milk....number..	16	29	46	72	125	248	8	17	15	39	46	66
63	beef....number..	48	307	29	204	155	592			7	49	27	206
64	Other cattle, including calves....number..	53	251	46	207	188	411	8	29	19	104	44	232
65	Sows and gilts....number..	24	24	5	7	77	148	1	1	5	5	5	5
66	Other hogs, excl pigs under 3 mos old....number..	35	100	14	17	283	569	3	3	10	36	18	25
	Abnormal and unclassified farms												
67	Horses and mules, excluding colts ....number..	65	262	82	274	222	595	36	359	179	1,222	179	456
68	Cows and heifers kept mainly for milk....number..	23	76	19	29	92	186	40	95	135	647	74	119
69	beef....number..	28	299	34	671	77	180	5	144	57	1,706	44	398
70	Other cattle, including calves ....number..	41	255	39	544	99	203	35	222	146	3,110	67	340
71	Sows and gilts ....number..	7	10	2	3	46	74	4	9	39	120	5	5
72	Other hogs, excl pigs under 3 mos old....number..	13	34	13	16	131	267	13	29	83	472	18	44
	SPECIFIED ITEMS, BY TWO TYPES OF FARMS												
73	Steers, 2 years old and over....Ranches....number..		204		1,687		22		1,180		3,848		332
74	Steers, 2 years old and over....All other....number..		5		175		126		244		1,257		160
75	Sheep, excluding lambs....Ranches....number..	16	6,499	81	117,095	139	72,149	60	65,057	60	62,169	179	132,390
76	Sheep, excluding lambs....All other....number..	19	3,268	26	2,082	219	19,188	54	5,983	69	8,634	76	7,609
77	All cows milked....Dairy....number..	9	87	7	75	8	75	13	150	49	578	5	65
78	All cows milked....All other....number..	197	459	175	342	447	803	570	1,809	1,140	6,552	395	698
79	Of beef or dual purpose breeding....Dairy....number..	1	7					5	16	17	173		
80	Of beef or dual purpose breeding....All other....number..	126	280	96	189	134	255	90	304	523	2,920	81	151
81	Milk produced....Dairy....No and gals..	9	43,350	7	34,690	8	46,463	13	62,004	49	289,605	5	54,675
82	Milk produced....All other....No and gals..	197	121,166	175	85,049	447	203,949	570	557,223	1,140	2,165,173	395	181,299
83	Production, per cow....Dairy....gallons..		498		463		620		413		501		541
84	Production, per cow....All other....gallons..		264		249		254		308		330		260
85	Whole milk sold....Dairy....gallons..		28,695		29,080		29,538		27,580		66,860		49,301
86	Whole milk sold....All other....gallons..		16,651		2,510		6,196		41,788		13,909		22,347
87	Cream sold as butterfat....Dairy....pounds..		780		300		2,144		4,594		60,005		40
88	Cream sold as butterfat....All other....pounds..		1,390				3,440		59,728		475,874		4,665
89	Chickens over 3 months old on farms, Apr 1, 1930....Poultry....number..					5	1,650			10	1,961	3	565
90	Chickens over 3 months old on farms, Apr 1, 1930....All other....number..	324	8,413	396	9,081	809	16,785	679	37,412	1,288	84,014	688	17,425
91	Chicken eggs produced....Poultry....dozens..						14,600				24,744		5,128
92	Chicken eggs produced....All other....dozens..		55,933		62,703		106,398		188,329		509,240		121,008
93	Production, per chicken on hand....Poultry....dozens..						8.8				12.6		9.1
94	Production, per chicken on hand....All other....dozens..		7.8		6.9		6.4		6.9		6.1		6.9

County Table V.—TYPE OF FARM, BY SIZE, 1930

[See Note, bottom of p. 8]

	Type and size (See definitions in Introduction)	The State	Bernalillo	Catron	Chaves	Colfax	Curry	De Baca	Doña Ana	Eddy	Grant
		Number	Number	Number	Number	Number	Number	Number	Number	Number	Number
	General farms										
1	Under 10 acres	305	58		13	1	1		20	7	10
2	10 to 19 acres	447	61		3		2	1	8	3	3
3	20 to 49 acres	500	31	4	11	1	2	7	18	1	14
4	50 to 99 acres	311	7	1	6	16	2	7	7	6	7
5	100 to 174 acres	417	3	12	7	15	22	5	5	7	8
6	175 to 259 acres	151		1	2	8	4	1		8	4
7	260 to 499 acres	557		1	4	27	31	6	1	1	9
8	500 to 999 acres	427		9	6	26	14	9	1	1	5
9	1,000 acres and over	190		2	5	9	2	7	1	3	2
	Cash-grain farms										
10	3 to 9 acres	233	14								
11	10 to 49 acres	492	18			3	1	4	5	3	22
12	50 to 174 acres	445	3		3	23	130	5	1	1	9
13	175 to 259 acres	160				6	77			1	2
14	260 to 499 acres	808	1			12	409	2			4
15	500 to 999 acres	572	1			16	246				3
16	1,000 acres and over	228	1			8	66				
	Cotton farms										
17	Under 10 acres	210			1				195	11	
18	10 to 19 acres	479			12				406	48	
19	20 to 49 acres	884			70				549	240	
20	50 to 99 acres	566			95				275	176	
21	100 to 174 acres	376			67				129	125	
22	175 to 259 acres	119			26				44	33	
23	260 to 499 acres	142			36				23	27	
24	500 acres and over	94			31				15	15	
	Crop-specialty farms										
25	3 to 9 acres	180	52		1	2			8		
26	10 to 19 acres	309	63		3	1	1	2	10	3	7
27	20 to 49 acres	671	88		9	11	1	20	17	7	18
28	50 to 99 acres	528	64	2	16	32	1	12	7	14	4
29	100 to 174 acres	716	71	3	12	44	10	5	6	16	14
30	175 to 259 acres	237	17		3	27	4		1	4	
31	260 to 499 acres	836	25	1	9	34	25	1	1	4	5
32	500 to 999 acres	618	4	3	4	33	11		3	2	7
33	1,000 acres and over	194	3		1	22	4	1		1	2
	Fruit farms										
34	Under 10 acres	89	23	1	1			1	7	1	1
35	10 to 19 acres	76	6		9			1	6	1	6
36	20 to 49 acres	102	6	1	14			3	4	2	6
37	50 to 99 acres	68	2	2	7	2			2	4	1
38	100 to 174 acres	52	2	2	3				2	10	3
39	175 to 499 acres	25	1		2	2			1	6	3
40	500 acres and over	14			2	1				1	2
	Truck farms										
41	Under 10 acres	339	94		11				14		2
42	10 to 19 acres	198	52		9				10		2
43	20 to 49 acres	107	20		2				13		2
44	50 to 99 acres	25	4						2	8	1
45	100 to 174 acres	28	2						8	1	
46	175 acres and over	22							1		2
	Dairy farms										
47	Under 10 acres	41	8		3		9		4	1	
48	10 to 19 acres	36	9		4		3	2	4		
49	20 to 49 acres	66	14		8	2	3	1	17	2	
50	50 to 99 acres	51	9		3	1	2		15	2	1
51	100 to 174 acres	86	8		4	5	10	1	1	4	2
52	175 to 259 acres	33				2	2	1	6		2
53	260 to 499 acres	138	2		4	8	16	1	3	3	1
54	500 to 999 acres	123	2		8	9	1	1	4		2
55	1,000 acres and over	64				4		4		8	5
	Animal-specialty farms										
56	Under 20 acres	99	4	1					1		
57	20 to 99 acres	211	2	3	6				4	1	4
58	100 to 174 acres	139	3	2		2			1	1	4
59	175 to 259 acres	53	1		1	6				1	
60	260 to 499 acres	153	1		4	11	3				3
61	500 acres and over	184				16	6				
	Stock ranches										
62	Under 3 acres	959	4	4	3	4		1	2	11	2
63	3 to 99 acres	776	10	20	1				3	7	1
64	100 to 259 acres	372	1	34	1	10	2	3	2	11	14
65	260 to 499 acres	482	1	20	2	29		15	1	8	23
66	500 to 999 acres	901		51	16	35	1	42	6	18	77
67	1,000 to 4,999 acres	1,548		28	67	88	5	57	9	52	66
68	5,000 to 9,999 acres	388		6	39	17	4	25	2	18	11
69	10,000 acres and over	480		14	59	24	4	34	3	32	23
	Poultry farms										
70	Under 10 acres	88	12		6		2	4	17	2	1
71	10 to 19 acres	36	7		3	2			6	4	1
72	20 to 49 acres	39	2		3	3	1	1	1	4	1
73	50 to 99 acres	30	1			4	1			1	1
74	100 to 174 acres	26	1			1	2		1	1	
75	175 to 259 acres	10				1					
76	260 to 499 acres	21				1	2	1			
77	500 acres and over	25			5						4
	Self-sufficing farms										
78	Under 10 acres	1,238	37	3	1	1	3		12		2
79	10 to 19 acres	819	14	6	5	1		1	9		4
80	20 to 49 acres	855	4	14	2	3	3	5	10	3	6
81	50 to 99 acres	239	3	9	2	4		1	1	1	5
82	100 to 174 acres	364	4	20	4	10	6	8	2	3	8
83	175 to 259 acres	94	1	2	1	4	2			1	2
84	260 to 499 acres	219		4	8	9	4	2		2	
85	500 acres and over	211		34	8	3	1		3		
	Abnormal farms										
86	Under 3 acres	224	4	1		3		3	2	1	
87	3 to 9 acres	867	138	1	7	3	5		38	7	1
88	10 to 19 acres	352	63		5	8	4		12	5	1
89	20 to 49 acres	482	37	4	8	4		2	6	6	4
90	50 to 99 acres	246	9	7	1	4	4	1	4	2	3
91	100 to 174 acres	346	9	3	1	7	5	2		4	8
92	175 to 259 acres	94	2	3		6	4			1	1
93	260 to 499 acres	220	2	2	4	4	5	1		4	1
94	500 to 999 acres	273		37	15	3	2	6	11	2	8
95	1,000 acres and over	77		5	2	4	1	5	1	3	2

COUNTY TABLE V.—TYPE OF FARM, BY SIZE, 1930—Continued

[See NOTE, bottom of p 8]

	TYPE AND SIZE (See definitions in Introduction)	Guadalupe	Harding	Hidalgo	Lea	Lincoln	Luna	McKinley	Mora	Otero	Quay	Rio Arriba
		Number	*Number*	*Number*	*Number*	*Number*	*Number*	*Number*	*Number*	*Number*	*Number*	*Number*
	General farms											
1	Under 10 acres	8				2			7	3	1	49
2	10 to 19 acres	1		3		2		6	15	7		77
3	20 to 49 acres	13		9		6	2	3	40	6	3	72
4	50 to 99 acres	2	1	6	2	3	1		47	11	5	24
5	100 to 174 acres	2	8	3	2	4	3	3	35	24	15	25
6	175 to 259 acres	3	2		1	3		1	19	7	17	6
7	260 to 499 acres	2	18	1	21	2	5	3	29	12	66	2
8	500 to 999 acres	14	13	4	31	5	2	2	13	2	67	8
9	1,000 acres and over	2	7		4	4			8		32	4
	Cash-grain farms											
10	3 to 9 acres	5						1	11			1
11	10 to 49 acres	13	4			2		4	58	3		8
12	50 to 174 acres	4	15					4	53	10	34	2
13	175 to 259 acres		10					1	15	1	9	
14	260 to 499 acres	2	68			1		6	8		118	3
15	500 to 999 acres	7	66		1	1		2	2		101	1
16	1,000 acres and over	3	40		2			1	2		56	
	Cotton farms											
17	Under 10 acres									1		
18	10 to 19 acres			2								
19	20 to 49 acres			3			3			5		
20	50 to 99 acres			4			3			2		
21	100 to 174 acres			1	2		2			1	7	
22	175 to 259 acres			1							1	
23	260 to 499 acres				7		6			1	4	
24	500 acres and over				4		2			2	5	
	Crop-specialty farms											
25	3 to 9 acres	7		2		2		2	2			15
26	10 to 19 acres	6		2		2		1	6	1		33
27	20 to 49 acres	10	2	11		11	3	1	17	4		37
28	50 to 99 acres	9	5	11		6	12		16	3	3	22
29	100 to 174 acres	17	8	1		16	15		24	11	13	39
30	175 to 259 acres	7	4			7	2		6	1	9	1
31	260 to 499 acres	12	22	1		13	6	2	23	6	58	10
32	500 to 999 acres	9	26	2		8		6	10	1	24	22
33	1,000 acres and over	2	8	1		6	1		7	1	15	6
	Fruit farms											
34	Under 10 acres					1			1	4		10
35	10 to 19 acres								2	3		5
36	20 to 49 acres					4				9		3
37	50 to 99 acres								1	8		3
38	100 to 174 acres								1	12		1
39	175 to 499 acres									6		
40	500 acres and over					2				3		
	Truck farms											
41	Under 10 acres					8				1		120
42	10 to 19 acres	1				4						43
43	20 to 49 acres	1				9	1					19
44	50 to 99 acres	2				2	1			1		1
45	100 to 174 acres	2				3	1			2		3
46	175 acres and over	1				6				4		1
	Dairy farms											
47	Under 10 acres	1					3			1		1
48	10 to 19 acres						3			2		1
49	20 to 49 acres	1		1						2		
50	50 to 99 acres						1	1	1		1	1
51	100 to 174 acres	1	1	1	2	2		1		1	1	
52	175 to 259 acres						1			3	2	1
53	260 to 499 acres		4	5	4	2			4	2	8	1
54	500 to 999 acres		3		4	2	2	3		1	6	1
55	1,000 acres and over	1	1		6	1				1	8	
	Animal-specialty farms											
56	Under 20 acres	9						16	1			30
57	20 to 99 acres	8	2			7	2	8	18		2	47
58	100 to 174 acres	4	5	3	1	12	2		12	3	2	22
59	175 to 259 acres					2		1	10		1	7
60	260 to 499 acres	8	6		9	2	1	1	19	2	14	13
61	500 acres and over		14	1	2			1	9	1	26	7
	Stock ranches											
62	Under 3 acres	14	2		3	8		433	9	22		11
63	3 to 99 acres	1				1	3	99	2	100		33
64	100 to 259 acres	7	2	4		10	6	11	10	12		67
65	260 to 499 acres	28	8	11	31	21	7	12	17	12	9	102
66	500 to 999 acres	46	18	47	74	60	14	26	25	35	19	39
67	1,000 to 4,999 acres	72	47	51	155	72	21	23	69	35	120	44
68	5,000 to 9,999 acres	4	16	13	40	18	7	4	7	4	20	11
69	10,000 acres and over	9	12	10	39	23	21	10	8	1	23	7
	Poultry farms											
70	Under 10 acres					3	1			1	1	1
71	10 to 19 acres			1		1				1		
72	20 to 49 acres			4			6					2
73	50 to 99 acres						1			1		
74	100 to 174 acres						3				3	
75	175 to 259 acres										1	
76	260 to 499 acres			1			1				5	
77	500 acres and over			1			4				3	
	Self-sufficing farms											
78	Under 10 acres	21		2		10		42	25	3	4	342
79	10 to 19 acres	8		1		9		80	39	3		197
80	20 to 49 acres	8		1	1	4	4	28	70	4	3	99
81	50 to 99 acres	1	2		3	5	2	4	33	6	2	33
82	100 to 174 acres	6	9	2	9	7	4	8	29	10	3	63
83	175 to 259 acres	4	2			3	1	1	17	2	2	5
84	260 to 499 acres	13	6	1	26	3	2	2	14	1	10	30
85	500 acres and over	5	1	18	9	5		2	9	1	12	24
	Abnormal farms											
86	Under 3 acres	1				2		100		3		
87	3 to 9 acres	14	1	3	4	17		4	49	12		206
88	10 to 19 acres	8	1	1	2	4		5	61	3	3	104
89	20 to 49 acres	15	5	1		5	1	5	93	9	3	65
90	50 to 99 acres	5	2	3	3	7		1	51	5	7	28
91	100 to 174 acres	15	6	3	10	12	3		35	12	9	44
92	175 to 259 acres	3	6	1	2	5			12		6	4
93	260 to 499 acres	27	9	3	17	7	2	2	16	7	11	10
94	500 to 999 acres	19	10	23	9	13	2	1	6	3	4	9
95	1,000 acres and over	2	3	4	5	5		2	3	2		3

COUNTY TABLE V.—TYPE OF FARM, BY SIZE, 1930—Continued

[See NOTE, bottom of p 8]

	TYPE AND SIZE (See definitions in Introduction)	Roosevelt	Sandoval	San Juan	San Miguel	Santa Fe	Sierra	Socorro	Taos	Torrance	Union	Valencia
		Number	Number	Number	Number	Number	Number	Number	Number	Number	Number	Number
	General farms											
1	Under 10 acres	1	35	8	6	24	4	4	17			26
2	10 to 19 acres	4	71	25	12	19	10	16	41			52
3	20 to 49 acres	10	27	43	20	14	8	23	48	1	1	62
4	50 to 99 acres	12	5	45	23	3	8	6	21		3	21
5	100 to 174 acres	65	12	28	44	3	7	1	14		22	13
6	175 to 259 acres	16	4	11	15	1	4	1	2	2	13	
7	260 to 499 acres	140	5	8	41	2	2	1	2	3	109	3
8	500 to 999 acres	77	5		15	4	6		1	7	79	1
9	1,000 acres and over	26	1		16	1	1		1	4	47	1
	Cash-grain farms											
10	3 to 9 acres		103				1	7				
11	10 to 49 acres	4	140	19	13		12	38	17		2	99
12	50 to 174 acres	41	12	27	10		3	8	4		19	24
13	175 to 259 acres	15		4	3			3			11	2
14	260 to 499 acres	94		4	10						68	3
15	500 to 999 acres	49		4	3						62	7
16	1,000 acres and over	26			1						23	
	Cotton farms											
17	Under 10 acres						2					
18	10 to 19 acres	9					2					
19	20 to 49 acres	4					10					
20	50 to 99 acres	6					5					
21	100 to 174 acres	37					6					
22	175 to 259 acres	13					1					
23	260 to 499 acres	37					1					
24	500 acres and over	20										
	Crop-specialty farms											
25	3 to 9 acres	2	21	1	2	10	1	3	23	5		19
26	10 to 19 acres	17	19	8	16	10	2	21	31	12		33
27	20 to 49 acres	46	35	21	51	9	5	26	70	85	2	54
28	50 to 99 acres	31	17	21	54	9	1	8	29	80	4	27
29	100 to 174 acres	38	14	22	99	7	4	8	29	142	15	11
30	175 to 259 acres	16	4	11	32	3	1	1	3	52	19	2
31	260 to 499 acres	94	5	1	75	12		16	9	213	174	9
32	500 to 999 acres	35	3	1	35	15		79	40	159	73	13
33	1 000 acres and over	8		1	10	7			4	64	19	
	Fruit farms											
34	Under 10 acres		10	16	3	3			2			4
35	10 to 19 acres		8	17	1	3		2	1			5
36	20 to 49 acres		4	31	2	3	1	1	4			4
37	50 to 99 acres		6	20	1	2		3	1			3
38	100 to 174 acres		3	9		1		2				1
39	175 to 499 acres		1	2			1					
40	500 acres and over		1	1			1					
	Truck farms											
41	Under 10 acres	1	3	3	16	40	1	1	3			21
42	10 to 19 acres	8	2	6	1	28						32
43	20 to 49 acres	6	5	5	4	5	2					13
44	50 to 99 acres	4				1	1					2
45	100 to 174 acres		1		3			1	1			
46	175 acres and over	1			3			1	2			
	Dairy farms											
47	Under 10 acres			1	2	3	1	1	1		1	
48	10 to 19 acres	1		1	1		1		1		1	2
49	20 to 49 acres	1	1	2	2		3	1	1	1	1	2
50	50 to 99 acres	1	1	2	4	1		1	2	1		
51	100 to 174 acres	15	2	7		1	1		2	3	10	
52	175 to 259 acres	6		1	2		1		1		2	
53	260 to 499 acres	40	2	1	5	4	1	1		2	13	1
54	500 to 999 acres	43	1		7			3		4	16	
55	1,000 acres and over	13			6	2	1			2	6	
	Animal-specialty farms											
56	Under 20 acres	1	6	2	3	7	3	1	3			11
57	20 to 99 acres	5	14	20	4	6	5	4	21		3	15
58	100 to 174 acres	8	5	21	6				9	1	2	4
59	175 to 259 acres	3	4	7	4	1			1	1	2	
60	260 to 499 acres	20	5	1	4		1			1	22	
61	500 acres and over	27	2	1	8				1	1	61	
	Stock ranches											
62	Under 3 acres	1	16	326	3	3	5	32	9	4	6	21
63	3 to 99 acres		46	228	3	4	3	19	63			130
64	100 to 259 acres		9	34	31		9	58	16	8	2	20
65	260 to 499 acres	5	13	10	26	3	7	19	17	3	18	6
66	500 to 999 acres	14	22	7	33	7	26	55	22	13	31	18
67	1,000 to 4,999 acres	76	9	19	63	21	42	25	14	36	159	24
68	5,000 to 9,999 acres	13		3	11	4	13	15	1	14	30	8
69	10,000 acres and over	19	5		20	7	9	18		12	25	8
	Poultry farms											
70	Under 10 acres	1		3					2			1
71	10 to 19 acres			3	3				2		1	
72	20 to 49 acres			6	3				1			1
73	50 to 99 acres	1		5	2							1
74	100 to 174 acres	8		3	2						1	
75	175 to 259 acres	3		2	1						2	
76	260 to 499 acres	4		2							4	
77	500 acres and over	6									2	
	Self-sufficing farms											
78	Under 10 acres		152	9	41	145	36	59	179	2		98
79	10 to 19 acres		54	13	27	51	16	48	183			50
80	20 to 49 acres	1	21	16	53	33	17	42	115		2	25
81	50 to 99 acres	3	16	15	41	5	6	6	29		3	4
82	100 to 174 acres	10	33	10	58	10	11	3	7	4	9	2
83	175 to 259 acres	3	1	1	13	3	5	1	1	1	4	1
84	260 to 499 acres	5	10		39	4	6	5	4	2	6	1
85	500 acres and over	7	8		28	5	7	9	3	3	4	2
	Abnormal farms											
86	Under 3 acres		7	80	5	1	4	4				3
87	3 to 9 acres	3	38	23	63	46	8	11	76	2		57
88	10 to 19 acres	2	27	43	44	24	1	18	76	1		55
89	20 to 49 acres	7	22	16	63	8	5	13	51	3	3	38
90	50 to 99 acres		14	5	37	3	3	2	15	5	2	8
91	100 to 174 acres	8	20	3	77	4	7	13	8	4	8	8
92	175 to 259 acres	1	4		24	1	3	1	3	1		1
93	260 to 499 acres	6	3		40	1	2	8	3	13	5	4
94	500 to 999 acres	5	7	1	33	3	13	19	6	5	3	5
95	1,000 acres and over	4	3		7	1	3	1		3	3	1

COUNTY TABLE VI.—TYPE OF FARM, BY SPECIFIED VALUE OF FARM

[See NOTE.

	TYPE, BY VALUE OF PRODUCTS (See definitions in Introduction)	THE STATE	Bernalillo	Catron	Chaves	Colfax	Curry	De Baca	Dona Ana	Eddy	Grant	Guadalupe	Harding	Hidalgo	Lea
	General farms	Number	Number	Number	Number	Number	Number	Number	Number	Number	Number	Number	Number	Number	Number
1	Under $250	297	6	1	1	8	2	2	5			11	3	1	1
2	$250-$399	371	41	5	3	2	2		2	1	7	12	4		1
3	$400-$599	531	41	9	7	4	6	5	6	1	13	8	7	1	7
4	$600-$999	814	44	8	12	18	12	12	9	7	25	12	7	8	19
5	$1,000-$1,499	517	23	4	10	19	23	10	10	8	12	1	8	3	17
6	$1,500-$2,499	475	3	2	10	30	21	12	14	10	4	3	14	5	14
7	$2,500-$3,999	197	1	1	9	15	6	2	4	1	5		3	7	1
8	$4,000-$5,999	72	1		3	4	5		7	1	1		2	1	1
9	$6,000 and over	31			2	3	3		4	3			1		
	Cash-grain farms														
10	Under $250	320	14		1	3	4				2	9	2		
11	$250-$399	315	7			1	4	1	1		4	9	5		
12	$400-$599	254	9			3	17	3	1		7	8	9		
13	$600-$999	320	5			14	83	3	2	2	12	5	21		1
14	$1,000-$1,499	359	2		1	21	138	3		1	9	2	23		1
15	$1,500-$2,499	508				15	221		2	1	4	1	49		
16	$2,500-$3,999	420			1	5	232	1			1		48		1
17	$4,000-$5,999	240				6	113			1			33		
18	$6,000 and over	202	1				117				1		13		
	Cotton farms														
19	Under $250	37			5				19	4					
20	$250-$399	80			6				61	2					
21	$400-$599	146			10				98	25				1	2
22	$600-$999	297			20				206	37					1
23	$1,000-$1,499	398			37				235	80				2	4
24	$1,500-$2,499	696			66				421	142				4	3
25	$2,500-$3,999	549			66				293	161				3	3
26	$4,000-$9,999	522			96				229	188				1	
27	$10,000 and over	145			32				74	36					
	Crop-specialty farms														
28	Under $250	422	87		1	11	1		1		7	20	5	1	
29	$250-$399	425	75		1	11	1	1	5		5	22	2		
30	$400-$599	479	59	3	4	15			7	3	9	12	6	1	
31	$600-$999	741	85	4	3	27	4	5	7	5	13	10	7	4	
32	$1,000-$1,499	628	43	1	5	33	9	7	10	6	10	8	9	4	
33	$1,500-$2,499	640	30	1	10	42	14	12	8	6	3	5	15	7	
34	$2,500-$3,999	539	7		12	40	13	11	8	9	5		19	7	
35	$4,000-$9,999	388	1		18	20	14	5	4	20	5	1	9	7	
36	$10,000 and over	29			4		1		3	2			3		
	Fruit farms														
37	Under $400	63	8			1			1		3				
38	$400-$599	41	7	2					3		2				
39	$600-$999	52	11	1	2			3	1	1	4				
40	$1,000-$1,499	70	7	2	7	1		1	2	2	4				
41	$1,500-$2,499	73	3	1	7			1	3	7	4				
42	$2,500-$3,999	51	3		7				3	4	4				
43	$4,000-$9,999	49	1		7	3			5	6	1				
44	$10,000 and over	27			8				4	5					
	Truck farms														
45	Under $250	108	8									3			
46	$250-$399	183	46						6	1	2	1			
47	$400-$599	142	42						3		1				
48	$600-$999	144	48		6				11	1		3			
49	$1,000-$1,499	47	16		1				5		2				
50	$1,500-$2,499	46	5		9				7	1					
51	$2,500-$5,999	37	5		5				9		4				
52	$6,000 and over	12	1		1				7	1					
	Dairy farms														
53	Under $600	63	1		1	5	6	1	1		1	1	2	1	1
54	$600-$999	100	4		5	5	11	4	2	1	1		2	1	1
55	$1,000-$1,499	114	6		8	5	13	3	4	4	1		2	1	5
56	$1,500-$2,499	122	7		4	6	6		7	1	3	1	3	1	5
57	$2,500-$3,999	92	8		6	3	2	2	9	5	2	1			2
58	$4,000-$5,999	58	7		1	2	3		12	3		1		2	2
59	$6,000-$9,999	47	10		5	1	4	1	10						
60	$10,000 and over	42	9		4	4	1		9	1	5			1	
	Animal-specialty farms														
61	Under $400	77	1	1							1	8	4		2
62	$400-$599	106	2	1		3			1			7	1		
63	$600-$999	155	2	3		4					2	7	6		6
64	$1,000-$1,499	133	4	1	2	2				1	2	4	4	1	2
65	$1,500-$2,499	138	1		1	8	1		4		1	2	4		2
66	$2,500-$3,999	114				6	3				3	1	6	1	
67	$4,000-$5,999	66			4	5	4			2	2		3	1	
68	$6,000 and over	50	1		4	7	1		1				1	1	
	Stock ranches														
69	Under $250	692	1	2	5	3		38	1	8	14	9	7	18	11
70	$250-$599	944	1	20	19	16	1	17	4	15	33	26	15	10	35
71	$600-$999	888	2	36	17	18	1	15	3	12	26	32	17	15	45
72	$1,000-$1,499	720	2	28	21	28	1	14	4	24	22	41	12	21	54
73	$1,500-$2,499	844	2	32	29	27	2	24	6	22	39	24	21	27	70
74	$2,500-$4,999	629	2	19	22	23	2	28	3	33	26	24	8	19	46
75	$5,000-$9,999	374	3	15	15	14	3	13	3	15	17	10	3	11	24
76	$10,000-$19,999	330	1	14	21	19	1	10	2	10	15	3	8	7	21
77	$20,000-$49,999	262	1	5	24	14	3	11	4	11	10	6	9	3	20
78	$50,000 and over	223	1	6	15	15	2	7		6	13	6	5	5	16
	Poultry farms														
79	Under $250	14	1		3					1					
80	$250-$599	41	3		2	2	3	2	4	1	2			1	
81	$600-$999	40	4		1	2	1	1	3	1	2				
82	$1,000-$1,499	46	3		5	2	2		3	2				2	
83	$1,500-$2,499	44	10		2	2	1	3	7	4					
84	$2,500-$3,999	30	1		2	3	1		6	2	1			2	
85	$4,000 and over	20	1		2	1			4	1	3			2	
	Self-sufficing farms														
86	Under $250	2,074	41	32	19	16	10	4	11	2	8	44	9	5	18
87	$250-$399	931	14	19	8	11	8	3	2	1	7	15	10	7	10
88	$400-$599	544	6	24	4	1	3	3	14	4	8	6	1	7	11
89	$600-$999	196	2	17		7		2	8	2	4	1		6	8
90	$1,000-$1,499	4							2						1
	Abnormal farms														
91	Under $250	1,700	102	27	19	19	4	8	20	10	8	47	24	20	19
92	$250-$599	1,317	117	28	18	14	10	9	39	16	15	53	12	14	18
93	$600-$999	296	30	5	3	7	7	3	9	8	5	6	2	7	11
94	$1,000-$2,499	48	2	2	1	2	1		2			3	3	1	4
95	$2,500-$5,999	22	2	1		1	1		2		1		1		
96	$6,000 and over	29	1		2	1	7		2	1			1		

PRODUCTS SOLD, TRADED, OR USED BY OPERATOR'S FAMILY, 1929

bottom of p 8]

Lincoln	Luna	Mc-Kinley	Mora	Otero	Quay	Rio Arriba	Roose-velt	Sando-val	San Juan	San Miguel	Santa Fe	Sierra	Socorro	Taos	Tor-rance	Union	Valen-cia	
Number	*Number*	*Number*	*Number*	*Number*	*Number*	*Number*	*Number*	*Number*	*Number*	*Number*	*Number*	*Number*	*Number*	*Number*	*Number*	*Number*	*Number*	
1		4	60	5	2	23	5	24	3	29	8	2	31	16		3	22	1
3		4	53	6	18	40	11	43	4	30	6	4	6	22	3	11	27	2
6	2	3	46	8	18	65	26	44	25	53	14	7	5	24	1	14	55	3
10	2	4	56	20	48	86	64	44	57	50	30	17	8	49	3	49	54	4
6	4	1	14	16	47	33	76	9	30	9	6	10	1	25	3	53	17	5
2	1	1	4	11	49	9	107		32	10	5	5	1	8	2	84	2	6
2	1		1	5	15	1	47		5	10	1	2		2	5	44	1	7
1	3	1			5	1	12	1	5	1	1	1		1		12		8
				1	4		2		1	1		1				4	1	9
1		2	58		6	1	9	132	4	10			25	3		4	30	10
		2	33	3	5	6	15	136	9	12		8	14	10		4	28	11
1		1	22		7	4	20	57	6	8		7	14	2		12	36	12
		5	20	6	18	2	36	12	8	6		2		4		26	27	13
		2	8	3	37	2	47	5	8	2			2	1		33	8	14
1		4	6	1	76		52	3	15	1		1	1	1		40	4	15
		2	1	1	55		32		6	1						31	2	16
1		1	1		40		12		2							21		17
					60		5									6		18
				1	1		7											19
	1				1		8					1						20
					1		9											21
	2			2	2		21					6						22
	1			1	2		30					6						23
	6			3	7		36					8						24
	3			3	3		11					3						25
	2						4					2						26
	1			2														27
6		2	24	1	7	32	2	27	4	49	16		25	30	26	6	20	28
7			20		3	33	11	24	1	64	10	2	16	26	50	5	31	29
8		2	12	2	10	38	16	18	10	71	4	2	15	27	81	17	32	30
12	2	1	26	10	15	47	35	18	27	96	18	2	35	48	108	24	44	31
15	5	1	19	5	29	24	45	13	10	56	13	5	48	35	84	47	29	32
12	4	4	8	6	27	8	60	13	17	19	14	1	18	22	165	84	5	33
11	17	1	1	3	21	2	45	3	9	8	4	2	5	30	147	65	5	34
2	9	1	2	1	9	1	30	2	9	10	2			8	152	36	1	35
1	2				1		3			1					8			36
1			2	1		9		13	9		5		2				8	37
			3	1		4		5	8		1		3	1			1	38
				3		3		8	8	3	1			2			1	39
1				4		4		3	21	2	2	1	1	3			1	40
3				10		2		2	23	1	2	1		1			2	41
				8				1	14		1	1	2	1			2	42
				11				1	12								2	43
2				7					1									44
6						58			2	3	30		2	1			5	45
10						65	1	3	1	10	11	2		1			23	46
2						28	3	2	1	12	19		1	3			26	47
4	1			1		25	5	1	5		22			1			10	48
5						6	2	2	3		2	1					2	49
4	1			4		4	4	2	1	2							1	50
1				3		1	6		1			1					1	51
	1							1										52
			1		2	1	17	2	1	2	2	2			2	8	1	53
2		1	2	3	4	1	26	2		3	1	3	1	1	1	11		54
1			2	4	4		25	2		2		1	1	3	3	13	1	55
1	5	1		3	6	1	27	1	5	6	2	2	1	1	3	9	1	56
1	2	1			3	1	20		5	9	1		1	2	2	4		57
2	1	1		2	2	2	2		1	2	2	1	2		2	8		58
		1		1			1		3	3		1	1	1		2	2	59
	2				2					2	2							60
1		17	7		1	10	2	4	2	3	1	2	1	1		2	6	61
3		6	16		1	24	2	10	3	6	2	2	2	5	1	4	5	62
4		5	17	1	4	36	9	8	6	6	4	3	1	9	1	9	4	63
5	1		10	1	13	20	11	3	10	4	4	2	1	4	1	12	5	64
5	2		10	2	12	12	15	5	10	3	1			6		25	6	65
1	2	1	6	2	11	12	12	3	9	4	2			7	1	19	2	66
1			3		2	12	5	2	3	2				2		12	1	67
1					1	6	6	1	9	1				1		7	1	68
23		307	9	14		44	5	16	80	9	6	6	14	3	1	4	25	69
26	9	136	28	66	14	78	5	42	165	47	3	10	43	7	6	19	46	70
31	6	85	23	40	17	40	11	20	160	36	8	19	36	27	10	17	51	71
30	12	47	18	26	29	41	14	8	83	16	2	19	24	32	8	16	32	72
21	6	24	26	43	37	33	31	12	55	23	13	17	41	30	18	48	33	73
30	10	8	16	18	46	29	22	13	22	12	6	16	24	28	14	47	18	74
13	9	8	9	8	28	17	13	1	10	9	3	11	17	7	6	43	14	75
15	8	5	7	3	15	24	9	2	13	13	4	5	22	5	10	33	4	76
7	11	3	9	8	14	8	13	1	9	4	2	10	7		10	25	4	77
18	8	2	7		29		5	4	2	9	2	8	13		6	18	8	78
1	3						1		1	2						1		79
	1				4	1	5		4	4						1	1	80
2	1				5		8		3	1				1		3	1	81
	6			1	2	1	3		9	2				2		2		82
1				1		1	4		4	1				2		1		83
	5				2		1		3							1		84
	1			1			1		1							1	1	85
23	3	142	163	6	14	440	19	158	11	183	112	7	140	280	4	11	140	86
15	4	16	55	10	13	219	9	84	22	85	67	28	23	114	5	11	26	87
6	4	7	27	10	6	104	1	43	21	30	48	52	5	71	2	4	6	88
2	2	1	1	4	5	31			9	1	19	19	2	28		2		89
		1																90
42	1	110	106	15	15	283	12	94	80	219	42	14	81	108	17	7	67	91
27	4	6	111	26	19	177	14	30	76	135	30	20	26	105	11	11	57	92
4	2	2	45	10	8	28	6	10	15	15	7	5	12	26	8	2	16	93
1		1	4		1		2	2	1	7	4		1		3			94
	1			2		1	2	1	1	2				3				95
3		1	1	2		2		1		1				1		2		96

COUNTY TABLE VII.—TYPE OF FARM, BY

[See NOTE,

	TYPE, BY TENURE OF OPERATOR (See definitions in Introduction)	THE STATE	Bernalillo	Catron	Chaves	Colfax	Curry	De Baca	Dona Ana	Eddy	Grant	Guadalupe	Harding	Hidalgo	Lea
	General farms	*Number*	*Number*	*Number*	*Number*	*Number*	*Number*	*Number*	*Number*	*Number*	*Number*	*Number*	*Number*	*Number*	*Number*
1	Full owners	2,105	146	23	32	44	40	19	43	21	28	35	23	16	32
2	Part owners	594	6	1	11	27	15	16	5	2	10	4	12	4	13
3	Managers	8			1	2									
	Tenants—														
4	Cash	168	3	3	7	5	5	3	3	6	7			2	5
5	Other	430	3	3	6	25	20	5	10	3	22	8	14	4	11
	Cash-grain farms														
6	Full owners	1,478	31			19	364	4	2		11	28	57		
7	Part owners	652	1			14	245				2	3	84		2
8	Managers	13	1			2	3								
	Tenants—														
9	Cash	96	2			4	27	1			4	2	4		
10	Other	699	3		3	29	290	6	4	5	23	1	58		1
	Cotton farms														
11	Full owners	1,025			109				712	117				8	5
12	Part owners	280			60				149	41				2	2
13	Managers	28			5				15	6					
	Tenants—														
14	Cash	128			13				88	14					2
15	Other	1,409			151				672	497				1	4
	Crop-specialty farms														
16	Full owners	2,625	289	7	29	79	20	16	31	24	19	67	22	19	
17	Part owners	615	24		7	40	15	8	6	4	5	4	28	4	
18	Managers	35	1		2	6			4	1	2				
	Tenants—														
19	Cash	157	9	1	4	6	3	1	3		3	2	4	1	
20	Other	857	64	1	16	77	19	16	9	22	28	5	21	7	
	Fruit farms														
21	Full owners	292	35	5	21	1		5	22	13	14				
22	Part owners	28	1	1	6					3	2				
23	Managers	6			3										
	Tenants—														
24	Cash	42	3		2					4	4				
25	Other	58	1		6	4				5	2				
	Truck farms														
26	Full owners	577	151		16				18	4	1	4			
27	Part owners	44	6		1				4		2				
28	Managers	1							1						
	Tenants—														
29	Cash	47	9		2				15		3	1			
30	Other	50	6		3				10		3	2			
	Dairy farms														
31	Full owners	362	37		22	9	31	2	45	7	9	3	4	5	7
32	Part owners	113	4		7	11	4	5	1	3	2	1	2	1	7
33	Managers	5	1			1			1		1				
	Tenants—														
34	Cash	89	10		3	5	5	3	2	2	1			1	2
35	Other	69			2	5	6	1	5	3			3		
	Animal-specialty farms														
36	Full owners	563	11	5	5	16	3		4	1	8	26	15	4	5
37	Part owners	158		1	5	8	4				1	1	12		2
38	Managers	8				3									
	Tenants—														
39	Cash	46			1	4				1	1		1		3
40	Other	64				4	2		2	1	1	2	1		2
	Stock ranches														
41	Full owners	3,594	16	137	32	80	4	58	15	54	138	140	27	68	67
42	Part owners	1,694		28	122	65	9	88	9	58	55	38	71	64	217
43	Managers	149		2	14	17		3	3	4	14	2	1		12
	Tenants—														
44	Cash	221		2	19	13	2	20	1	35	4	1	5	3	28
45	Other	148		8	1	2	1	8	2	7	5		1	1	8
	Poultry farms														
46	Full owners	167	19		15	5	6	4	26	9	6			3	
47	Part owners	26	1		2	3	2	1		1	1			2	
48	Managers	1													
	Tenants—														
49	Cash	16	2							1	1				
50	Other	25	1			4		1	1	1				2	
	Self-sufficing farms														
51	Full owners	3,233	51	74	20	23	14	6	24	5	13	62	16	23	38
52	Part owners	262	4	7	3	4	2	1	4		1	3	1		5
	Tenants—														
53	Cash	71	4	1	1	3	1	3	2		3	1			4
54	Other	183	4	10	7	5	4	2	7	4	10		3	2	1
	Abnormal and unclassified farms														
55	Full owners	3,909	239	95	52	49	43	29	98	23	68	132	66	71	63
56	Part owners	244	11	8	5	18	11	6	4	2	2	5	17	9	15
57	Managers	80	5	1		9	1		6		2		1		2
	Tenants—														
58	Cash	347	23	2	4	13	16	1	14	11	6	3	9	4	11
59	Other	810	8	12	25	35	26	10	27	29	26	10	45	4	24

TENURE OF FARM OPERATOR, 1930

bottom of p 8]

Lincoln	Luna	McKinley	Mora	Otero	Quay	Rio Arriba	Roosevelt	Sandoval	San Juan	San Miguel	Santa Fe	Sierra	Socorro	Taos	Torrance	Union	Valencia	
Number	*Number*	*Number*	*Number*	*Number*	*Number*	*Number*	*Number*	*Number*	*Number*	*Number*	*Number*	*Number*	*Number*	*Number*	*Number*	*Number*	*Number*	
20	9	15	138	47	81	233	157	151	109	133	63	34	46	119	11	108	127	1
4	2		49	5	73	27	91	9	12	33	8	7	4	17	4	84	39	2
				1		1		1	1					1				3
1	1	2	3	8	13	4	22	2	23	7		4		2	1	23	3	4
6	1	1	28	11	39	2	81	2	26	20		4	2	8	1	59	10	5
2		16	100	8	122	9	78	336	81	25		10	39	16		75	96	6
		3	37		114	2	48	3	4	10		1	13	4		40	22	7
			1		1		1	1		1		1				1		8
	1	1		2	11		6	1	8	1			1	1		18	1	9
2			10	4	65	4	95	4	15	3		4	3			51	16	10
	8			11	7		34					14						11
	2				4		17					3						12
	2																	13
	1				1		9											14
	3			1	5		66					9						15
37	25	9	70	15	42	159	92	104	49	284	60	9	146	208	473	105	118	16
12	4	1	20	1	34	9	48	4	8	29	15	1	8	18	167	66	25	17
4	2		2		1	2		2		3	1	1			1			18
5	3	1	1	2	13	6	24	4	9	15			3	4	5	20	5	19
13	5	1	18	10	32	9	83	4	21	43	6	3	5	10	175	115	19	20
2			3	28		19		29	53	5	10	2	6	4			15	21
			1	1		1		1	7	1		1					2	22
1									1					1				23
1			1	6				2	16		1			2				24
3				10		2		1	19	1	1		2	1				25
13	2			6		175	7	9	10	26	69	3	3	6			54	26
4	1					3	1	2	1	1	4						9	27
																		28
4				1		3	4		3		1						1	29
11				1		1	3					1					4	30
3	9	3	2	10	12	5	47	7	9	12	10	5	4	5	12	21	5	31
2	1				8		32		2	3		1	2	2	1	11		32
										1								33
1		1	1	3	6		17		3	3	1	1	1	1		11		34
1		1	2			1	24		1	5		2				7		35
12	4	25	44	5	17	118	26	31	33	20	11	8	4	25	4	44	29	36
6			16		19	6	22	4	4	4	3	1	1	10		27	1	37
1						1		1	1	1								38
2		2	5		3	3	5		7	3						7		39
3	1		4	1	7	5	9		7	1						12		40
130	30	574	73	198	23	255	22	88	594	114	22	47	182	104	45	64	193	41
52	37	33	48	11	142	34	62	21	11	44	34	51	42	29	35	156	28	42
11	3	3	6	2	10	2	17	3		6		2	8			4		43
16	5	5	14	3	23	8	21	5	9	10	2	1	3	5	6	29	13	44
4	4	3	6	7	13	15	6	2	3	4	1	5	6	4	2	18	1	45
3	13			3	7	2	13		15	7				5		5	1	46
	1				2	1	3		3							2	1	47
	1																	48
					1		2		4	3						1	1	49
1	1				3		5		3							2		50
40	9	166	175	22	23	734	20	272	53	248	226	72	149	472	8	19	154	51
3			37		5	46	8	7	3	37	9	11	8	29	2	4	23	52
1		1	5	2	7	1	1	1	4	5	4	5	1	4	2	2	2	53
2	4		19	4	6	13	5	5	4	9	5	16	15	7		3	5	54
72	23	139	208	85	65	505	79	155	178	336	113	70	121	284	48	31	219	55
11	4	1	34	1	25	32	13	12	4	28	1	3	7	11	10	20	14	56
2	3		2	5	2	4	6	4	1	11	1	1	1			5	3	57
13	1		8	10	30	7	50	12	24	12	1	5	2	2	8	39	6	58
33	10		41	14	89	19	95	7	16	47	12	20	11	4	34	95	9	59

COUNTY TABLE VIII.—SPECIFIED FARM

[See NOTE,

	ITEM AND TYPE (See definitions in Introduction)	THE STATE		BERNALILLO		CATRON		CHAVES		COLFAX		CURRY		DE BACA	
		Farms reporting	Expenditures	Farms reporting	Expenditures	Farms reporting	Expenditures	Farms reporting	Expenditures	Farms reporting	Expenditures	Farms reporting	Expenditures	Farms reporting	Expenditures
		Number	Dollars	Number	Dollars	Number	Dollars	Number	Dollars	Number	Dollars	Number	Dollars	Number	Dollars
	Feed														
1	All types	19,476	3,816,339	543	215,354	213	63,173	604	271,605	337	159 684	432	86,831	231	85 543
2	General	1,383	183 542	56	9,496	14	1,591	49	10,885	51	9 071	40	5,571	27	4,142
3	Cash-grain	789	65,494	6	212			1	20	14	1,414	297	30,592	7	719
4	Cotton	1,688	534 905					221	63 654						
5	Crop-specialty	1,751	211 698	158	12,876	4	255	33	5,076	81	8,665	19	1,940	30	2,711
6	Fruit	188	52,229	21	4 078	1	8	23	7,591	1	100			5	177
7	Truck	249	38,395	73	9,076			15	2,360						
8	Dairy	489	582,320	49	120,556			33	55,385	19	30 485	32	21,839	10	5,546
9	Animal-specialty	418	101,152	9	7 485	5	335	10	6 152	16	4 859	7	2,555		
10	Stock-ranch	2,968	1,595,449	7	1 030	116	54,082	155	107 948	102	94,262	11	10,707	125	68 805
11	Poultry	185	141 327	22	22 231			12	8,275	9	3,240	5	313	5	1,217
12	Self-sufficing	1,009	55,635	24	1 527	36	2,455	21	1 311	14	603	6	130	8	631
13	Abnormal and unclassified	1,359	254,103	118	26,787	37	4,447	31	2,948	30	6,965	15	13,184	14	1,595
	Fertilizer														
14	All types	344	98,590	44	2,409			135	16,559	11	2,152	3	195	36	2,574
15	General	91	4 349	11	348			9	473	1	50			8	413
16	Cash grain	9	570							1	75	2	95		
17	Cotton	367	61 399					67	8,746						
18	Crop-specialty	126	14,499	6	475			20	5,280	2	100			25	2,060
19	Fruit	44	3 669	5	525			7	573					2	75
20	Truck	51	3,326	9	431			11	626						
21	Dairy	31	2,745					4	191					1	26
22	Animal-specialty	18	985					1	196	1	40				
23	Stock ranch	12	1 042							1	7				
24	Poultry	14	443	2	67			2	27						
25	Self-sufficing	33	710	1	5										
26	Abnormal and unclassified	48	4,783	10	551			5	447	5	1,880	1	100		
	Labor														
27	All types	13,483	6,556,566	568	165 890	143	69 998	555	741,627	383	335,753	687	226,788	114	69,904
28	General	1,507	241 838	70	9 707	11	1,831	34	10,509	56	9 262	42	7,244	17	4,064
29	Cash grain	1,546	408,975	12	3,227			1	30	35	7 680	553	178,847	2	575
30	Cotton	1,807	1 066 703					276	428 130						
31	Crop-specialty	2,260	606,159	169	22,051	5	626	49	45 768	101	30,593	32	13,426	29	5,763
32	Fruit	251	216,252	31	8,833	1	90	31	35 973	2	8,600			5	425
33	Truck	290	121 156	70	32,728			16	7 045						
34	Dairy	334	265,619	45	54,790			20	16 223	14	14 044	25	7,385	2	650
35	Animal-specialty	449	140,113	10	2,905	2	200	9	11 344	24	13,010	7	2,170		
36	Stock-ranch	2,279	2,259,292	10	5 242	88	65,440	97	175 007	100	241 418	11	11,020	56	56,950
37	Poultry	124	30 327	18	5,121			7	3,370	4	598	2	140	1	20
38	Self-sufficing	713	29,837	17	670	29	953	1	30	4	144	3	95	1	7
39	Abnormal and unclassified	923	270,295	116	20,546	7	858	14	8,198	23	10,414	12	6,461	1	750

	ITEM AND TYPE (See definitions in Introduction)	M'KINLEY		MORA		OTERO		QUAY		RIO ARRIBA		ROOSEVELT		SANDOVAL	
		Farms reporting	Expenditures	Farms reporting	Expenditures	Farms reporting	Expenditures	Farms reporting	Expenditures	Farms reporting	Expenditures	Farms reporting	Expenditures	Farms reporting	Expenditures
		Number	Dollars	Number	Dollars	Number	Dollars	Number	Dollars	Number	Dollars	Number	Dollars	Number	Dollars
	Feed														
1	All types	194	35,947	278	60,839	905	47 838	528	185,002	803	75,201	700	166,996	492	51,170
2	General	6	379	39	2,810	32	4,581	113	12,154	93	7 052	206	26 717	46	4,393
3	Cash-grain	2	300	10	995	1	50	66	7,226	7	320	51	4,776	133	2,543
4	Cotton					5	445	7	665			40	3,539		
5	Crop-specialty	3	247	34	3,886	10	987	35	2,659	41	2,155	87	9,994	67	3,962
6	Fruit			3	135	26	5,945			4	1 132			13	839
7	Truck					4	346			51	3,349	9	601	4	440
8	Dairy	4	4,910	3	545	7	4,045	21	18,481	4	2,890	87	19,768	5	1 056
9	Animal-specialty	4	130	20	2,473	4	150	37	8 485	60	5 303	47	11 591	22	8,935
10	Stock ranch	70	17,428	75	44,485	73	17,261	174	126 408	91	22 611	103	81 161	47	6,631
11	Poultry					3	3,100	9	2,081	2	650	15	3,115		
12	Self-sufficing	21	1,618	48	2,494	9	499	24	1 078	255	12,874	13	549	80	4,188
13	Abnormal and unclassified	14	935	46	3,116	31	10,429	40	5,735	195	16,875	42	5,185	75	13,193
	Fertilizer														
14	All types			7	76	17	1,688			25	797	26	657	18	914
15	General			1	10	1	200			4	158	7	147	6	180
16	Cash-grain											1	40	2	245
17	Cotton														
18	Crop-specialty					1	292			1	25	16	442	5	320
19	Fruit			1	8	10	828							2	115
20	Truck					3	323			4	52	1	22	1	40
21	Dairy														
22	Animal-specialty			1	10							1	6		
23	Stock-ranch					2	45								
24	Poultry									11	173				
25	Self-sufficing			2	20					5	389			2	14
26	Abnormal and unclassified			2	28										
	Labor														
27	All types	69	56,683	397	130,497	136	68,378	618	179 957	650	145 454	642	126,349	326	78,238
28	General	6	1 920	75	7,068	32	9,133	110	16,358	99	12,601	188	25,204	60	9 916
29	Cash-grain	10	2,451	35	4,029	2	52	234	83,054	4	173	101	18,006	150	4,645
30	Cotton					2	9,778	9	1 855			66	13,462		
31	Crop-specialty	6	1,350	54	7,844	5	1,605	75	10,726	44	7 545	139	33,531	85	12,132
32	Fruit			2	125	25	21,708			8	2,606			20	8,050
33	Truck					6	950			61	3,042	7	2,240	8	5,665
34	Dairy	4	2,040			6	1,035	14	8,059	4	2,140	39	7 153	1	200
35	Animal-specialty	1	300	38	5,602	3	190	25	3 722	74	19,169	31	5,599	26	6,904
36	Stock ranch	30	47,220	93	99 059	32	14,112	113	52,906	89	68,620	59	21 056	43	16,362
37	Poultry					2	290	7	1,115	1	150	8	1,298		
38	Self-sufficing	2	47	55	2,441	5	200	8	310	161	6,400	3	111	73	3,074
39	Abnormal and unclassified	3	1,355	45	3,619	10	9,325	23	1,852	105	22,948	12	719	63	11,079

EXPENDITURES, 1929, BY TYPE OF FARM

bottom of p. 8]

DONA ANA		EDDY		GRANT		GUADALUPE		HARDING		HIDALGO		LEA		LINCOLN		LUNA		
Farms reporting	Expenditures	Farms reporting	Expenditures	Farms reporting	Expenditures	Farms reporting	Expenditures	Farms reporting	Expenditures	Farms reporting	Expenditures	Farms reporting	Expenditures	Farms reporting	Expenditures	Farms reporting	Expenditures	
Number	*Dollars*	*Number*	*Dollars*	*Number*	*Dollars*	*Number*	*Dollars*	*Number*	*Dollars*	*Number*	*Dollars*	*Number*	*Dollars*	*Number*	*Dollars*	*Number*	*Dollars*	
1,942	478,471	621	267,542	262	177,389	269	56,331	204	77,974	207	48,403	359	179,399	232	164,754	172	87,683	1
41	10,613	20	5,840	19	4,275	19	738	15	2,075	15	2,090	28	4,455	15	2,773	11	3,326	2
		2	500	14	1,121	18	1,437	48	3,720			1	15	1	75			3
981	300,810	401	161,557							7	803					11	1,705	4
23	3,612	25	8,065	9	535	35	2,040	18	2,342	13	1,995			24	2,414	26	4,576	5
15	6,018	15	6,975	8	1,318									2	13,215			6
29	17,061	1	30	4	1,100	3	183							5	325	3	975	7
47	77,197	14	13,591	13	82,827	3	2,800	8	2,412	5	8,550	15	5,290	6	5,268	10	18,680	8
4	3,775	3	2,950	7	2,390	8	780	16	2,418	2	1,111	1	50	8	1,280	5	1,165	9
13	5,243	110	48,010	147	68,693	106	43,541	74	63,142	106	21,744	362	165,278	121	86,884	65	38,145	10
25	34,324	11	17,166	6	8,462					7	7,100			2	1,272	16	13,671	11
17	1,300	2	100	7	665	21	1,194	6	152	15	1,505	18	1,690	18	1,140	6	285	12
47	18,518	17	2,758	28	6,003	57	3,608	19	1,713	37	3,505	27	2,631	30	40,106	19	5,155	13
377	48,605	127	17,970			8	308					2	45	1	15	5	806	14
16	1,474	3	444									1	30					15
						1	80											16
190	40,011	98	12,513													1	100	17
8	1,096	19	4,036															18
6	1,211																	19
8	1,269	1	75											1	15	1	96	20
24	2,496															1	20	21
1	450	1	60			2	26									1	40	22
		2	665			2	125											23
7	184	2	155															24
3	67					2	50											25
5	358	1	22			1	27					1	15			1	550	26
1,943	1,400,165	649	616,628	234	253,200	195	81,559	329	135,030	168	75,656	199	111,510	173	266,313	137	100,885	27
43	23,656	21	7,590	30	5,708	15	1,403	28	5,414	13	1,893	16	1,717	9	2,090	7	1,226	28
2	230	2	500	16	1,670	13	1,016	161	64,800			1	300	1	1,000			29
987	1,104,795	436	392,825							9	3,242	4	330			12	8,802	30
35	31 750	39	38,956	20	5,262	23	3,542	48	14,457	23	5,520			26	4,612	29	18,120	31
16	27,213	19	13,890	13	5,825									4	56,430			32
31	56,524	3	1,990	2	1 400	3	283							8	1,418	1	3,150	33
43	56,725	9	6,860	7	42,488	3	1,235	3	230	2	1,450	1	60	5	1,295	6	7,962	34
4	4,180	2	2,060	8	2,390	5	175	15	4,535	4	4,097	1	600	12	3,339	4	1,713	35
14	16,480	89	142,965	110	180,271	84	70,334	55	43,193	86	56,019	153	98,167	90	173,511	57	54,268	36
21	4,993	10	4,852	3	650					4	650					7	1,706	37
10	474	1	50	7	321	17	804	2	39	9	355	4	125	6	75	7	284	38
37	73,146	11	4,270	18	7,215	32	2,767	17	2,362	18	2,430	12	10,211	12	22,534	7	3,655	39

SAN JUAN		SAN MIGUEL		SANTA FE		SIERRA		SOCORRO		TAOS		TORRANCE		UNION		VALENCIA		
Farms reporting	Expenditures	Farms reporting	Expenditures	Farms reporting	Expenditures	Farms reporting	Expenditures	Farms reporting	Expenditures	Farms reporting	Expenditures	Farms reporting	Expenditures	Farms reporting	Expenditures	Farms reporting	Expenditures	
Number	*Dollars*	*Number*	*Dollars*	*Number*	*Dollars*	*Number*	*Dollars*	*Number*	*Dollars*	*Number*	*Dollars*	*Number*	*Dollars*	*Number*	*Dollars*	*Number*	*Dollars*	
468	76,812	494	114,624	252	64,295	154	30,761	187	45,156	363	30,619	636	137 799	565	243,994	294	80,450	1
93	9,020	73	9,110	26	2,216	14	1,534	3	122	40	2,504	12	2,035	131	17,365	36	4,609	2
20	1,666	6	296			2	115	4	349	2	60			48	5,137	28	1,846	3
						15	1,787											4
27	3,906	69	12,237	38	2,596	7	490	24	2,490	122	7,254	532	87,903	101	8,012	68	6,029	5
39	3,788	2	35	6	675					3	50					2	150	6
6	395	1	50	24	1 354	2	125			2	350					13	285	7
10	9,223	23	15,085	10	26,830	1	800	3	3,229	4	579	8	2,557	31	10,890	4	11,026	8
22	7 866	6	3,633	8	417	3	90	2	60	16	1,513	3	900	47	10,441	14	1,860	9
166	28,581	83	60,690	39	12,647	68	18,934	121	36,354	46	5,360	54	42,304	153	173,123	51	23,958	10
17	8,460	7	2,500							3	450			6	3,035	3	665	11
23	1,353	88	4,491	60	3,283	15	771	13	824	81	4,066	8	440	13	430	39	1,984	12
39	2,550	129	6,497	43	4,277	27	6,115	17	1,728	45	8,443	19	1,570	25	14,492	46	8,036	13
38	885	11	309	16	349	4	77	3	35	18	657					13	251	14
9	111	2	38	5	57	1	36			2	130					4	50	15
2	35																	16
						2	29											17
6	105	1	6	1	5					4	344					2	14	18
9	252															3	82	19
3	120	1	90	5	122					1	30					1	25	20
						1	12											21
4	84	2	50					1	8	1	30					1	25	22
3	165							1	15	1	20							23
		1	10															24
		1	10	3	135			1	12	8	233					1	25	25
2	43	3	105	3	24					1	300					1	30	26
346	113,149	572	165,857	254	94,389	131	78,504	200	109,385	671	69,615	558	178,970	760	357 250	348	97,398	27
72	7 841	82	8,631	43	3,278	21	7,481	4	230	64	6,190	10	1,515	157	21,958	72	9,200	28
30	7,573	12	1,539			2	150	17	1,108	8	277			108	24,224	30	3,610	29
						10	3,484											30
43	14,369	158	26,349	41	10,196	4	1,010	79	9,040	115	14,671	490	111,198	210	96,434	84	8,728	31
47	14,936	2	134	8	3,133	3	850	1	100	4	2,700					10	4,652	32
4	1,060	22	1,425	33	961	1	100			2	300					12	975	33
12	3,136	23	8,610	7	9,227	3	1,085	4	1,160	4	574	5	794	20	5,333	3	3,676	34
34	18,801	15	5,210	6	784	2	250	2	55	17	6,811	1	100	52	11,266	15	2,542	35
74	40,008	86	94,405	38	28,413	67	63,530	116	94,959	80	25,545	80	62,813	179	97,284	51	47,010	36
15	3,355	3	530							4	185			5	600	2	735	37
7	108	67	3,109	48	2,158	5	168	19	778	109	5,107	1	50	3	110	20	1,150	38
39	1,978	102	15,925	40	6,239	14	3,306	18	2,155	64	7,355	6	405	11	1,050	51	5,080	39

ARIZONA

ARIZONA

Counties, Principal Cities, Rivers, and Mountains

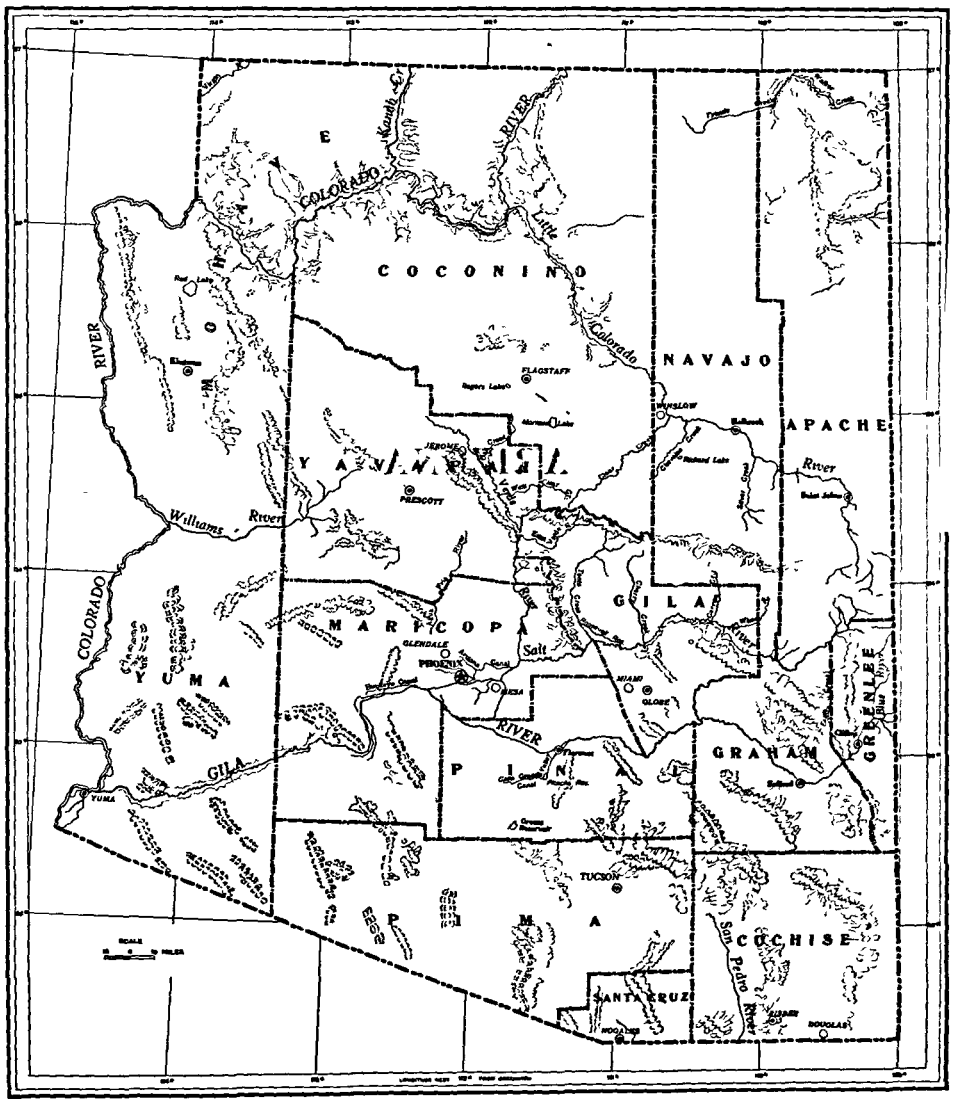

COUNTY TABLE I.—FARMS AND FARM ACREAGE, 1930 AND 1929, BY TYPE OF FARM

[See NOTE, bottom of p. 8]

	ITEM AND TYPE OF FARM (See definitions in Introduction)	The State	Apache	Cochise	Coconino	Gila	Graham	Greenlee
	FARMS, BY TYPE, 1930	*Number*	*Number*	*Number*	*Number*	*Number*	*Number*	*Number*
1	All types	14,173	1,444	927	789	306	749	257
2	General	979	63	103	16	18	59	43
3	Cash-grain	195	20	8		9	6	2
4	*Cotton*	2,747					355	54
5	Crop-specialty	641	26	29	75	10	64	12
6	Fruit	487	5	12	11	3	3	1
7	Truck	448	3	35	2	6	8	4
8	Dairy	745	2	50	11	12	18	5
9	Animal specialty	322	19	15	18	2	18	14
10	Stock ranch	3,660	946	313	470	121	87	66
11	Poultry	625	7	88	9	9	46	12
12	Self-sufficing	704	79	75	32	46	11	12
13	Abnormal	1,598	253	136	60	49	43	19
14	Institution or country estate	28	4	1	2	1	1	
15	Part-time	1,382	248	124	52	39	39	19
16	Boarding and lodging	50		9	5	5		
17	Forest-product	98	1	2		1		
18	Horse farm, feed lot, or livestock dealer	40			1	3	3	
19	Unclassified	1,022	21	68	85	21	36	13
	FARM LAND, BY TYPE							
	All land in farms, 1930:	*Acres*	*Acres*	*Acres*	*Acres*	*Acres*	*Acres*	*Acres*
20	All types	10,526,627	1,026,912	1,919,156	1,099,199	120,142	468,607	55,158
21	General	119,277	14,341	32,420	3,317	2,234	5,207	3,016
22	Cash grain	20,239	5,489	226		1,308	305	
23	Cotton	366,468					31,480	3,547
24	Crop-specialty	98,297	7,739	5,643	14,892	907	4,470	587
25	Fruit	33 491	52	1,449	732	238	162	
26	Truck	53,307	829	5,271		519	80	138
27	Dairy	95,190		19,248	2,121	785	1,927	119
28	Animal-specialty	49,765	3,103	2,716	3,122		5,674	2,409
29	Stock ranch	8,951,570	908,224	1,701,917	1,004,040	102,788	405,083	40,091
30	Poultry	60,793	12,491	23,956	1,611	93	2,962	566
31	Self-sufficing	73,831	8,705	19,349	3,921	3,483	688	905
32	Abnormal	278,753	47,187	75,169	8,770	5,122	6,231	1,584
33	Institution or country estate	3,720	440					
34	Part-time	200,870	46,747	42,874	8,266	4,309	6,194	1,584
35	Boarding and lodging	59,683		32,295	504	398		
36	Forest-product	5,252						
37	Horse farm, feed lot, or livestock dealer	9,228				355	37	
38	Unclassified	325,646	18,752	28,792	56,678	2,671	4,338	2,195
	Average acres per farm, 1930:							
39	All types	743	711	2,069	1,393	393	626	215
40	General	122	228	315	207	124	88	70
41	Cash-grain	106	274	75		145	51	
42	Cotton	134					89	66
43	Crop-specialty	154	298	229	199	91	70	49
44	Fruit	69	10	121	67	79	54	
45	Truck	120	276	179		87	27	35
46	Dairy	128		385	193	65	107	24
47	Animal-specialty	156	163	181	173		315	172
48	Stock ranch	2,446	960	5,437	2,136	849	4,656	607
49	Poultry	97	1,784	272	179	10	64	47
50	Self-sufficing	105	110	258	123	76	63	75
51	Abnormal	178	187	565	154	109	148	83
	Crop land harvested, 1929:							
52	All types	478,411	15,472	11,056	11,091	4,880	25,259	4,945
53	General	24,146	2,313	1,728	607	547	1,480	1,209
54	Cash-grain	10,001	1,413	106		378	194	
55	Cotton	247,732					19,026	1,951
56	Crop-specialty	41,231	758	1,317	4,763	249	2,292	367
57	Fruit	13,451	49	138	189	95	26	
58	Truck	33,156	57	734		100	60	122
59	Dairy	23,504		393	275	1	506	89
60	Animal-specialty	14 135	673	376	410		596	181
61	Stock ranch	38,506	7,910	3,854	2,352	2,062	393	379
62	Poultry	4,566	158	1,018	195	7	330	225
63	Self-sufficing	5,626	831	881	732	557	66	87
64	Abnormal	13,121	1,180	635	958	517	198	202
65	Institution or country estate	1,125	184					
66	Part time	7,414	996	582	848	346	183	202
67	Boarding and lodging	372		53	110	89		
68	Forest-product	272						
69	Horse farm, feed lot, or livestock dealer	3,938				82	13	
70	Unclassified	9,236	130	186	610	349	94	133
	Plowable pasture, 1929:							
71	All types	102,123	6,337	17,487	5,370	1,707	5,398	1,048
72	General	5,677	604	981	39	225	129	90
73	Cash-grain	833	281	8		25		
74	Cotton	13,208					1,083	71
75	Crop-specialty	4,970	103	12	1,681	12	264	27
76	Fruit	1,277		325	25	29		
77	Truck	607		14				
78	Dairy	9,523		731	77	60	134	
79	Animal-specialty	3,962	125	286	99		650	10
80	Stock-ranch	41,608	3,136	9,840	1,361	634	2,224	586
81	Poultry	3,255		1,791	355		437	5
82	Self-sufficing	2,400	195	256	300	286	50	220
83	Abnormal	7,577	1,201	2,517	309	279	341	7
84	Unclassified	7,208	652	721	964	167	86	33
	Other pasture (excl. woodland), 1929:							
85	All types	8,983,704	978,685	1,888,717	1,060,712	102,560	370,094	36,693
86	General	87 029	8,083	28,534	1,513	682	2,014	686
87	Cash-grain	3,856	2,840			472		
88	Cotton	7,090					766	63
89	Crop-specialty	29,122	6,473	4,200	2,344	115	423	
90	Fruit	2,959		314		108	123	
91	Truck	10,949	360	4,926		146	8	
92	Dairy	46,635		16,500	1,233	675	344	1
93	Animal-specialty	19,004	1,617	1 275	830		2,763	1,296
94	Stock-ranch	8,357,255	880,296	1,653,804	1,008,314	95,706	357 359	33,217
95	Poultry	39,784	12,057	16,372	231	64	1,290	2
96	Self-sufficing	43,890	6,824	13,535	1,880	1,138	5	71
97	Abnormal	220,534	43,096	66,853	3,752	2,415	2,423	730
98	Unclassified	214,568	17,354	22,381	39,719	950	1,616	727

COUNTY TABLE I.—FARMS AND FARM ACREAGE, 1930 AND 1929, BY TYPE OF FARM—Continued

[See NOTE, bottom of p 8]

	ITEM AND TYPE OF FARM (See definitions in Introduction)	Maricopa	Mohave	Navajo	Pima	Pinal	Santa Cruz	Yavapai	Yuma
	FARMS, BY TYPE, 1930	*Number*	*Number*	*Number*	*Number*	*Number*	*Number*	*Number*	*Number*
1	All types	4,997	354	1,287	757	1,008	920	875	773
2	General	323	15	72	75	99	13	44	36
3	Cash grain	107		12		34	2		
4	Cotton	1,609	2		61	201	1		464
5	Crop-specialty	246	1	28	18	18	11	33	70
6	Fruit	350	5	6	2	8	1	23	27
7	Truck	275	9	14	21	18	2	33	23
8	Dairy	497	7	20	45	26	19	21	9
9	Animal-specialty	70	13	32	50	31	9	26	5
10	Stock-ranch	61	181	914	145	43	82	218	13
11	Poultry	247	11	11	95	22	3	54	11
12	Self sufficing	80	33	67	83	85	14	72	15
13	Abnormal	437	66	94	121	144	36	91	49
14	Institution or country estate	5	2	3	4	2		2	1
15	Part-time	389	63	88	85	82	32	79	43
16	Boarding and lodging	10	1	1	4	1	3	10	1
17	Forest-product	9			24	59			2
18	Horse farm, feed lot, or livestock dealer	24		2	4		1		2
19	Unclassified	265	41	17	38	279	27	60	51
	FARM LAND, BY TYPE								
	All land in farms, 1930	*Acres*	*Acres*	*Acres*	*Acres*	*Acres*	*Acres*	*Acres*	*Acres*
20	All types	578,350	521,492	952,696	949,409	385,560	253,637	2,105,833	91,476
21	General	13,955	3,852	12,177	6,186	9,802	3,453	6,370	2,947
22	Cash grain	7,004		880		5,629			
23	Cotton	234,406			10,949	30,802			55,284
24	Crop-specialty	31,226		4,608	3,840	3,032	1,843	8,379	10,121
25	Fruit	15,369	451	811		8,890		3,424	1,915
26	Truck	30,849	1,393	2,248	2,302	3,416		2,352	2,910
27	Dairy	32,696	1,890	5,655	11,408	5,195	7,894	5,533	724
28	Animal-specialty	10,502	1,186	3,455	3,933	5,494	1,012	5,111	2,068
29	Stock ranch	164,356	453,762	874,912	858,973	195,051	214,712	2,013,352	4,311
30	Poultry	3,512	946	3,378	3,689	1,566	351	5,000	612
31	Self-sufficing	1,568	10,214	4,878	4,898	3,604	1,526	8,923	1,169
32	Abnormal	16,235	26,467	26,271	13,419	9,602	9,392	30,573	2,731
33	Institution or country estate	824		1,608	848				
34	Part-time	3,826	26,467	24,663	8,097	6,126	6,913	12,011	2,731
35	Boarding and lodging	3,403			2,042		2,479	18,562	
36	Forest-product	514			1,262	3,476			
37	Horse farm, feed lot, or livestock dealer	7,666			1,170				
38	Unclassified	16,662	11,351	13,423	20,817	104,077	13,454	16,756	6,684
	Average acres per farm, 1930								
39	All types	198	1,358	740	1,254	383	1,153	3,190	118
40	General	43	257	169	82	99	266	145	82
41	Cash grain	65		73		148			
42	Cotton	146			179	153			119
43	Crop-specialty	127		165	213	168	166	254	145
44	Fruit	40	90	135		1,111		149	71
45	Truck	112	155	161	110	190		71	127
46	Dairy	66	270	283	238	200	415	263	80
47	Animal-specialty	150	90	108	79	177	112	197	414
48	Stock ranch	2,694	2,562	957	5,924	4,536	2,618	9,236	332
49	Poultry	14	86	307	39	71	117	94	56
50	Self-sufficing	20	310	73	59	42	109	124	78
51	Abnormal	37	420	289	111	68	268	344	64
	Crop land harvested, 1929								
52	All types	270,031	1,168	13,060	18,439	34,001	3,678	11,935	53,439
53	General	9,211	120	1,820	721	2,151	270	1,070	899
54	Cash grain	5,233		856		1,823			
55	Cotton	156,321			9,018	20,192			41,224
56	Crop-specialty	20,182		853	1,597	1,123	480	1,726	5,524
57	Fruit	9,885	53	257		1,329		464	966
58	Truck	26,151	103	343	529	2,003		398	2,566
59	Dairy	17,167	57	603	1,830	1,141	403	493	546
60	Animal-specialty	7,345	54	960	529	1,143	365	823	680
61	Stock ranch	6,182	380	5,355	2,277	798	1,201	5,122	221
62	Poultry	1,638	11	82	92	276	55	388	91
63	Self-sufficing	423	118	670	482	285	109	635	50
64	Abnormal	6,349	41	1,043	718	472	167	380	263
65	Institution or country estate	592		120	229				
66	Part-time	1,621	41	923	273	431	157	348	263
67	Boarding and lodging	65			13		10	32	
68	Forest-product	73			158	41			
69	Horse farm, feed lot, or livestock dealer	3,798			45				
70	Unclassified	3,944	231	178	646	1,265	625	436	409
	Plowable pasture, 1929								
71	All types	95,505	2,309	7,974	4,343	5,858	7,391	9,182	2,818
72	General	935	35	708	114	1,482	140	175	20
73	Cash-grain	544				25			
74	Cotton	11,223			65	96			670
75	Crop-specialty	1,729		76	130	104	340	481	11
76	Fruit	305	8	18		285		267	
77	Truck	318	8	10		230		4	22
78	Dairy	5,155	539	108	559	99	1,070	901	
79	Animal-specialty	919		208	238	52	75	536	785
80	Stock ranch	1,949	851	5,946	2,753	2,979	4,007	5,233	103
81	Poultry	336		39	18	94	12	167	1
82	Self-sufficing	70	57	356	58		207	235	110
83	Abnormal	690	19	374	268	199	545	598	80
84	Unclassified	1,832	697	131	140	213	995	565	510
	Other pasture (excl. woodland), 1929:								
85	All types	176,634	483,626	912,480	760,691	180,153	223,154	1,907,164	6,091
86	General	1,770	2,428	7,102	3,082	398	2,078	3,552	262
87	Cash grain	476		17		51			
88	Cotton	4,911			19	176			1,155
89	Crop-specialty	4,219		3,801	1,495	4	658	5,480	810
90	Fruit	300	222	20				1,864	
91	Truck	989	604	1,746	870	115		1,201	4
92	Dairy	6,803	1,000	4,344	4,196	2,124	5,596	3,768	145
93	Animal-specialty	834	839	799	1,761	2,967	530	3,067	390
94	Stock ranch	145,914	437,304	858,570	718,886	96,895	196,975	1,839,945	2,880
95	Poultry	369	9	2,967	2,704	120	100	3,537	22
96	Self-sufficing	774	8,216	2,256	2,150	736	583	5,714	34
97	Abnormal	7,068	25,724	22,021	8,997	2,183	7,429	26,386	478
98	Unclassified	2,207	7,260	9,437	16,531	74,384	9,145	12,650	211

COUNTY TABLE II.—VALUE OF SPECIFIED FARM PROPERTY, 1930, BY TYPE OF FARM

[See NOTE, bottom of p. 8]

	ITEM AND TYPE OF FARM (See definitions in Introduction)	THE STATE	Apache	Cochise	Coconino	Gila	Graham	Greenlee
	Land and buildings:	*Dollars*	*Dollars*	*Dollars*	*Dollars*	*Dollars*	*Dollars*	*Dollars*
1	All types	184,230,656	3,394,592	8,469,274	3,408,724	1,698,285	8,012,090	1,272,197
2	General	7,959,441	332,615	571,819	53,520	89,240	407,705	266,250
3	Cash-grain	2,085,351	142,300	18,386		38,500	30,500	
4	Cotton	64,069,749					5,231,955	318,375
5	Crop-specialty	10,942,084	94,940	193,030	361,873	39,000	569,985	68,275
6	Fruit	20,207,795	9,795	77,800	94,000	27,000	7,300	
7	Truck	9,386,383	23,640	169,150		33,500	7,150	26,000
8	Dairy	11,798,852		351,505	105,000	106,500	138,050	22,510
9	Animal-specialty	3,702,357	89,470	68,670	63,500		145,700	52,525
10	Stock-ranch	27,369,945	2,016,030	5,287,739	1,853,614	793,900	989,390	324,012
11	Poultry	3,972,347	50,250	463,509	51,450	33,505	196,385	58,500
12	Self-sufficing	2,232,669	153,650	283,544	92,150	136,050	26,100	27,100
13	Abnormal	9,730,080	348,022	726,931	265,115	287,905	157,606	46,985
14	Institution or country estate	340,121	45,300					
15	Part-time	6,176,472	302,722	441,731	201,615	154,905	138,106	46,985
16	Boarding and lodging	1,335,054		285,200	63,500	122,600		
17	Forest product	409,162						
18	Horse farm, feed lot, or livestock dealer	1,469,221				10,400	19,500	
19	Unclassified	10,753,653	63,810	252,191	463,502	113,185	104,266	61,665
	Land and buildings, per farm							
20	All types	12,999	2,302	9,136	4,330	5,550	10,697	4,950
21	General	8,130	5,280	5,552	3,345	4,958	6,910	6,192
22	Cash-grain	10,918	7,115	6,129		4,278	5,083	
23	Cotton	23,356					14,738	5,896
24	Crop-specialty	17,097	3,652	6,656	4,825	3,900	8,906	5,690
25	Fruit	41,838	1,959	6,483	8,545	9,000	2,433	
26	Truck	21,141	7,880	4,833		5,583	2,383	6,500
27	Dairy	16,880		7,030	9,545	8,875	7,669	4,502
28	Animal-specialty	11,570	4,709	4,578	3,528		8,094	3,752
29	Stock-ranch	7,478	2,131	16,894	3,944	6,561	11,372	4,909
30	Poultry	6,356	7,179	5,324	5,717	3,723	4,269	4,875
31	Self-sufficing	3,171	1,945	3,781	2,880	2,958	2,373	2,258
32	Abnormal	6,197	1,381	5,466	4,651	6,126	3,753	2,473
	Land and buildings, per acre:							
33	All types	18	3	4	3	14	17	23
34	General	67	23	18	16	40	78	88
35	Cash-grain	108	26	81		29	100	
36	Cotton	175					166	90
37	Crop-specialty	111	12	29	24	43	128	116
38	Fruit	603	188	54	128	114	45	
39	Truck	176	29	27		65	89	183
40	Dairy	124		18	50	136	72	189
41	Animal-specialty	74	29	26	20		26	22
42	Stock-ranch	3	2	3	2	8	2	8
43	Poultry	65	4	20	32	360	66	108
44	Self-sufficing	30	18	15	24	39	36	30
45	Abnormal	35	7	10	30	56	25	20
	Farm buildings (including dwellings)							
46	All types	23,378,883	719,838	1,673,185	549,918	588,395	1,150,848	270,909
47	General	1,417,855	76,400	174,675	11,650	20,650	68,720	49,750
48	Cash-grain	187,180	20,240	900		9,400	3,950	
49	Cotton	5,356,846					646,595	53,445
50	Crop-specialty	1,224,683	21,385	28,080	97,798	8,500	76,490	14,250
51	Fruit	2,594,913	3,240	18,500	24,250	2,950	2,500	
52	Truck	889,534	4,680	38,600		9,250	600	3,300
53	Dairy	1,892,705		112,950	27,100	62,300	18,800	13,750
54	Animal-specialty	491,310	13,850	20,250	13,550		34,000	16,555
55	Stock-ranch	3,298,916	368,963	743,255	110,250	195,620	124,936	63,750
56	Poultry	1,377,196	13,800	175,880	21,950	18,465	93,000	17,300
57	Self-sufficing	533,212	57,385	58,220	31,450	47,570	6,965	4,745
58	Abnormal	2,642,621	130,226	242,880	99,630	148,885	59,486	12,875
59	Institution or country estate	120,185	40,800					
60	Part-time	1,736,271	89,426	121,855	62,630	69,685	45,086	12,875
61	Boarding and lodging	568,551		121,025	37,000	73,300		
62	Forest product	18,433						
63	Horse farm, feed lot, or livestock dealer	199,181				5,900	14,400	
64	Unclassified	1,469,912	9,770	58,996	112,290	42,825	14,815	20,580
	Farmers' dwellings.							
65	All types	14,335,913	483,338	848,780	300,775	360,040	782,501	185,300
66	General	946,607	53,787	87,950	6,426	12,800	52,570	35,210
67	Cash-grain	137,317	12,300	700		5,600	3,200	
68	Cotton	3,075,515					416,470	37,225
69	Crop-specialty	736,150	15,575	17,530	50,540	6,225	55,060	9,260
70	Fruit	1,875,967	2,490	10,550	14,200	1,475	2,000	
71	Truck	555,700	4,080	24,500		6,750	550	2,900
72	Dairy	1,121,600		59,350	10,050	29,300	15,100	9,750
73	Animal-specialty	286,520	9,050	14,800	6,490		24,500	11,775
74	Stock-ranch	1,846,553	252,036	350,755	64,196	127,270	88,011	40,450
75	Poultry	836,546	8,900	83,075	11,980	14,226	60,625	10,500
76	Self-sufficing	352,381	43,186	42,626	20,790	29,330	6,526	3,075
77	Abnormal	1,590,958	74,665	120,826	52,535	113,700	39,300	8,700
78	Institution or country estate	25,200	700					
79	Part-time	1,267,936	73,965	83,426	35,535	52,150	34,200	8,700
80	Boarding and lodging	209,350		37,400	17,000	58,600		
81	Forest-product	15,050						
82	Horse farm, feed lot, or livestock dealer	43,452				2,950	5,100	
83	Unclassified	964,050	6,310	43,220	72,570	22,375	12,590	16,526
	Implements and machinery.							
84	All types	10,413,814	380,874	690,943	190,334	190,719	507,971	96,078
85	General	528,958	28,283	60,110	4,575	9,506	23,735	21,935
86	Cash-grain	109,934	14,400	950		3,726	2,150	
87	Cotton	3,659,133					318,196	13,645
88	Crop-specialty	586,416	10,836	32,525	36,135	5,700	41,715	3,550
89	Fruit	527,267	915	6,825	10,120	1,650	325	
90	Truck	748,342	726	29,836		2,750	2,400	400
91	Dairy	765,084		60,155	8,100	28,050	15,910	1,400
92	Animal-specialty	258,961	11,578	12,253	6,355		12,545	4,900
93	Stock-ranch	1,453,259	204,093	263,166	55,904	88,773	53,226	38,110
94	Poultry	368,550	1,640	56,126	7,000	3,775	13,652	4,910
95	Self-sufficing	167,770	17,130	28,275	12,025	10,765	1,900	1,615
96	Abnormal	734,690	26,208	74,800	26,680	20,965	12,175	2,425
97	Unclassified	307,450	4,450	12,745	29,640	9,050	8,172	2,985

COUNTY TABLE II.—VALUE OF SPECIFIED FARM PROPERTY, 1930, BY TYPE OF FARM—Continued

[See NOTE, bottom of p 8]

	ITEM AND TYPE OF FARM (See definitions in Introduction)	Maricopa	Mohave	Navajo	Pima	Pinal	Santa Cruz	Yavapai	Yuma
	Land and buildings.	*Dollars*	*Dollars*	*Dollars*	*Dollars*	*Dollars*	*Dollars*	*Dollars*	*Dollars*
1	**All types**	104,900,930	1,910,420	2,861,828	7,740,995	13,698,912	1,837,427	10,126,071	14,968,981
2	General	3,925,335	92,500	358,819	254,948	839,340	56,200	345,750	365,400
3	Cash grain	1,558,300		19,025		278,340			
4	Cotton	43,712,183			1,258,710	4,150,816			9,417,710
5	Crop-specialty	6,354,280		142,611	322,250	474,630	83,500	527,620	1,710,090
6	Fruit	18,108,741	27,000	13,120		551,539		257,500	1,034,000
7	Truck	7,280,772	32,000	58,521	295,200	576,000		216,950	667,500
8	Dairy	9,005,575	41,080	132,691	886,180	371,825	108,191	199,625	240,120
9	Animal-specialty	2,131,250	46,300	119,050	182,130	348,210	35,600	176,702	243,250
10	Stock-ranch	2,104,775	1,241,095	1,561,840	2,491,379	898,702	1,032,868	6,631,376	143,225
11	Poultry	1,838,609	28,265	35,246	630,145	189,500	12,750	306,533	72,700
12	Self-sufficing	430,030	92,320	96,762	141,718	417,705	50,750	225,610	59,150
13	Abnormal	4,803,510	176,325	270,168	427,130	955,755	201,568	770,480	292,536
14	Institution or country estate	159,010		35,530	100,281				
15	Part time	2,948,027	176,325	234,633	184,504	620,090	96,814	337,480	292,536
16	Boarding and lodging	245,000			81,000		104,754	433,000	
17	Forest product	21,825			51,672	335,665			
18	Horse farm, feed lot, or livestock dealer	1,429,648			9,673				
19	Unclassified	3,557,570	133,535	53,980	851,205	3,646,550	255,970	407,925	723,300
	Land and buildings, per farm								
20	**All types**	22,819	4,975	2,224	10,226	13,590	8,352	15,002	19,365
21	General	12,153	6,167	4,984	3,399	8,478	4,323	7,858	10,150
22	Cash-grain	14,564		1,585		8,186			
23	Cotton	27,167			20,635	20,051			20,297
24	Crop-specialty	25,830		5,093	17,903	26,368	7,591	15,988	24,430
25	Fruit	47,655	5,400	2,187		68,942		11,196	38,296
26	Truck	26,476	3,556	4,180	14,057	32,000		6,574	29,022
27	Dairy	18,301	5,869	6,635	18,462	14,301	5,694	9,506	26,680
28	Animal specialty	30,446	3,562	3,720	3,643	11,233	3,956	6,796	48,650
29	Stock ranch	31,505	6,857	1,709	17,182	20,900	12,596	30,419	11,017
30	Poultry	7,444	2,570	3,204	6,633	8,614	4,250	5,677	6,609
31	Self-sufficing	5,375	2,798	1,444	1,707	4,914	3,627	3,133	3,943
32	Abnormal	10,992	2,799	2,969	3,530	6,778	5,759	8,657	6,808
	Land and buildings, per acre								
33	**All types**	181	4	3	8	36	7	6	164
34	General	281	24	29	41	86	16	54	124
35	Cash grain	222		22		55			
36	Cotton	186			115	135			170
37	Crop-specialty	203		31	84	157	45	63	169
38	Fruit	1,178	60	16		62		75	540
39	Truck	236	23	26	128	169		92	229
40	Dairy	278	22	23	78	72	14	36	332
41	Animal specialty	203	40	34	46	63	35	86	118
42	Stock-ranch	13	3	2	3	5	5	3	33
43	Poultry	524	30	10	171	121	36	61	119
44	Self-sufficing	274	9	20	29	116	33	25	51
45	Abnormal	296	7	10	32	100	21	25	107
	Farm buildings (including dwellings)								
46	**All types**	11,613,212	248,526	623,052	1,530,981	1,199,545	391,446	1,527,239	1,312,400
47	General	557,140	21,900	115,250	65,180	89,840	15,150	76,450	75,100
48	Cash grain	137,435		8,185		7,070			
49	Cotton	3,553,580			84,900	325,341			692,9[illegible]5
50	Crop-specialty	579,630		27,450	57,100	40,400	8,455	111,500	153,646
51	Fruit	2,401,284	4,700	2,900		34,280		37,800	62,500
52	Truck	580,154	9,025	11,725	48,150	36,650		58,300	89,100
53	Dairy	1,224,895	9,475	44,600	175,535	70,375	34,225	49,700	49,000
54	Animal-specialty	200,110	9,690	36,065	50,255	44,160	3,250	45,275	4,300
55	Stock ranch	96,775	122,940	204,313	445,010	89,650	162,215	546,959	24,380
56	Poultry	555,045	7,350	13,586	304,901	28,220	2,350	100,549	24,200
57	Self-sufficing	128,685	18,420	29,030	57,511	19,221	4,875	59,505	9,640
58	Abnormal	1,160,903	25,781	110,073	109,924	156,368	107,551	239,000	38,971
59	Institution or country estate	45,485		14,700	19,200				
60	Part-time	832,432	25,781	95,373	64,659	147,875	20,575	109,050	38,971
61	Boarding and lodging	103,600			16,800		86,976	129,950	
62	Forest product	2,775			7,165	8,493			
63	Horse farm, feed lot, or livestock dealer	176,701			2,100				
64	Unclassified	436,886	19,245	19,875	132,515	257,961	53,375	202,201	88,579
	Farmers' dwellings								
65	**All types**	7,397,193	189,691	433,746	753,542	633,148	216,150	941,070	892,935
66	General	309,590	18,500	87,625	40,990	88,810	11,700	52,200	48,450
67	Cash grain	103,477		6,075		5,965			
68	Cotton	1,913,140			60,550	152,690			495,440
69	Crop-specialty	374,880		18,800	15,750	25,650	5,130	41,760	100,000
70	Fruit	1,750,000	3,600	2,250		14,052		24,450	44,900
71	Truck	369,710	7,700	8,800	28,850	10,525		43,125	48,200
72	Dairy	778,615	7,925	30,150	76,585	34,400	22,700	21,225	26,450
73	Animal specialty	108,675	6,335	26,765	20,665	22,865	2,200	28,800	3,600
74	Stock ranch	52,875	91,255	135,987	181,625	48,550	113,460	287,064	13,020
75	Poultry	369,475	4,855	9,100	164,831	18,075	1,100	54,805	19,000
76	Self-sufficing	100,400	14,440	22,915	30,185	15,591	3,010	41,530	8,990
77	Abnormal	757,674	14,411	76,003	63,210	85,890	26,935	114,125	32,865
78	Institution or country estate	10,500		6,500	7,500				
79	Part-time	673,297	14,411	69,503	40,175	78,000	13,035	77,625	32,865
80	Boarding and lodging	36,650			10,200		13,000	36,500	
81	Forest product	2,425			4,735	7,890			
82	Horse farm, feed lot, or livestock dealer	34,802			600				
83	Unclassified	312,682	13,670	9,225	70,301	160,080	29,915	132,586	52,020
	Implements and machinery.								
84	**All types**	4,887,930	161,388	192,542	630,291	1,008,163	108,703	474,376	997,314
85	General	204,579	7,950	25,928	18,632	54,692	4,525	25,830	38,679
86	Cash grain	79,150		1,925		7,634			
87	Cotton	2,287,409			126,100	298,124			615,659
88	Crop-specialty	224,503		7,922	24,850	20,720	7,184	20,462	150,265
89	Fruit	441,984	4,450	1,070		19,110		19,558	21,260
90	Truck	507,646	4,885	4,145	19,200	102,975		22,571	50,810
91	Dairy	435,566	5,600	13,215	107,300	88,200	16,208	22,216	16,170
92	Animal-specialty	99,760	4,225	15,075	26,353	14,375	2,900	15,975	32,690
93	Stock-ranch	74,520	94,348	82,852	166,878	77,707	45,604	205,125	7,951
94	Poultry	85,073	3,375	1,860	44,920	9,110	1,900	28,290	7,320
95	Self-sufficing	18,743	4,170	9,755	21,871	9,731	2,080	20,765	1,985
96	Abnormal	296,598	24,575	26,895	35,307	81,135	10,298	71,685	24,655
97	Unclassified	132,339	7,810	1,900	88,880	274,650	18,019	21,910	29,870

COUNTY TABLE III.—VALUE OF FARM PRODUCTS SOLD, TRADED, OR USED BY OPERATOR'S FAMILY, AND RECEIPTS FROM BOARDERS, ETC.: 1929, BY TYPE OF FARM

[Due to crop failure, new operations, etc., the farms reporting specific items will not always agree with those reporting "All products," as the latter represent the total number of farms of each type in the county, also see NOTE, bottom of p 8]

	CLASS OF PRODUCT AND TYPE OF FARM (See definitions in Introduction)	THE STATE		APACHE		COCHISE		COCONINO		GILA	
		Farms reporting	Value	Farms reporting	Value	Farms reporting	Value	Farms reporting	Value	Farms reporting	Value
	All products (sold, traded, or used by operator's family):	*Number*	*Dollars*	*Number*	*Dollars*	*Number*	*Dollars*	*Number*	*Dollars*	*Number*	*Dollars*
1	**All types**	13,151	48,884,939	1,423	1,979,114	859	2,405,949	704	1,859,800	285	949 011
2	General	979	1,880,053	63	77,905	103	140,588	16	18,938	18	22,908
3	Cash-grain	191	292,147	20	28,079	3	4,537			9	12,375
4	Cotton	2,744	17,033,759								
5	Crop-specialty	640	2,431,079	26	32,710	29	67 095	75	141,698	10	14,119
6	Fruit	483	1,539,049	5	6,629	12	23,607	11	28,943	3	10,918
7	Truck	444	3,853 165	3	4,625	35	79 581			6	10 020
8	Dairy	743	3,909,542			50	269 991	11	51,726	12	144,755
9	Animal-specialty	320	1,664,374	19	54,086	15	43,870	18	34,625		
10	Stock-ranch	3,660	12,143,576	946	1,630,105	313	1,425 933	470	1,459,552	121	652,451
11	Poultry	625	1,516,795	7	14,639	88	241,687	9	18,504	9	11,468
12	Self-sufficing	704	237,568	79	41,343	75	28,103	32	11 901	46	19,240
13	Abnormal	1,618	2,293,835	255	88,993	136	79,955	62	93,863	51	50,767
	Crops (incl plants, flowers, etc.), sold or traded:										
14	**All types**	8,170	25,313,468	766	176,883	370	240,597	280	200,890	148	64,424
15	General	841	741,208	62	24,985	81	44,778	15	10,304	17	7 802
16	Cash-grain	188	234,912	20	17,717	3	3,580			9	7,783
17	Cotton	2,724	15,719,067								
18	Crop-specialty	640	2,080,535	26	20 664	29	53,949	75	118,160	10	8,195
19	Fruit	367	1,445,940	5	3,557	12	20,004	11	22,468	3	3,900
20	Truck	442	3,669 471	3	3,306	35	57 777			6	8,950
21	Dairy	309	294,730			13	2,729	4	1,150		
22	Animal-specialty	185	245,641	15	4,535	6	699	9	1,229		
23	Stock ranch	1,233	291,032	497	77,192	74	35,119	122	21,350	49	15,196
24	Poultry	237	110,881	4	1,694	31	10,868	7	3,786	1	36
25	Self-sufficing	357	33,141	55	6,147	35	3,065	13	1,320	28	3,763
26	Abnormal	647	446,910	79	17,086	51	8,029	24	21,123	25	3,799
	Livestock, sold or traded										
27	**All types**	6,212	18,219,541	1,035	989,384	533	1,286 907	335	971,212	169	612 292
28	General	639	384,961	45	12,284	76	15,899	9	1,581	11	3,662
29	Cash-grain	35	10,545	13	3,254					2	260
30	Cotton	700	373,671								
31	Crop-specialty	197	112,475	13	2,342	8	917	19	2,238	3	325
32	Fruit	58	10,765	3	443	1	325	6	680	2	223
33	Truck	77	60,263	2	223	10	1,610				
34	Dairy	522	489,428			28	9,892	8	2,447	5	3,336
35	Animal-specialty	310	1,223,827	17	35,820	13	12,033	18	23,325		
36	Stock ranch	2,753	9,123,956	818	921,060	293	1,207,721	248	888,809	118	578,418
37	Poultry	205	76,519	5	2,372	35	11,687	4	2,000		
38	Self-sufficing	207	15,783	42	4,231	17	1,877	11	1,155	10	725
39	Abnormal	509	1,337,343	77	7,350	52	24,946	12	53,927	18	25,348
	Livestock products, sold or traded.										
40	**All types**	8,014	7,816,004	1,283	449,528	595	649,658	541	561,594	139	171,482
41	General	760	457,628	54	16,314	96	45,472	14	3,336	15	4,695
42	Cash grain	60	20,763	13	907	1	207			8	782
43	Cotton	1,257	526,028								
44	Crop-specialty	312	122,515	14	2,091	18	4,647	33	9,036	5	984
45	Fruit	117	31,350	4	339	4	1,298	7	1,375	2	95
46	Truck	138	54,429	2	346	23	10,567			1	20
47	Dairy	743	3,040,762			50	242,520	11	45,046	12	136,856
48	Animal-specialty	194	123,120	18	7,475	11	26,834	11	5,426		
49	Stock ranch	2,702	2,001,932	910	398,162	180	104,781	419	475,275	45	12,572
50	Poultry	625	1,200,105	7	8,382	88	194,406	9	10,665	9	8,923
51	Self-sufficing	313	26,275	56	3,650	46	4,687	17	1,146	17	1,186
52	Abnormal	793	211,097	205	13,862	78	14,239	20	10,219	20	5,420
	Forest products sold:										
53	**All types**	999	170,745	108	10,292	46	12,391	23	1,566	18	1,392
54	General	229	36,757	1	129	8	1,075				
55	Cash-grain	6	739								
56	Cotton	93	16,090								
57	Crop-specialty	25	3,818	2	306	2	557	2	105	1	90
58	Fruit	5	1,189								
59	Truck	5	405			1	36				
60	Dairy	19	2,330			1	102				
61	Animal-specialty	30	3,763								
62	Stock-ranch	301	42,049	89	6,593	21	6,902	17	1,084	10	542
63	Poultry	12	6,894			3	81				
64	Self-sufficing	81	5,907	3	98	5	338	1	150	5	316
65	Abnormal	193	50,814	7	3,166	5	3,300	3	237	2	434
	Farm products used by operator's family:										
66	**All types**	10,812	2,365,174	1,260	353,027	789	216,389	691	194,606	267	99 430
67	General	957	259,499	63	24,193	101	33,364	16	3,767	18	6,749
68	Cash-grain	133	25,183	19	6,201	3	750			9	3,550
69	Cotton	1,954	398,913								
70	Crop-specialty	587	111,736	25	7 307	28	7,925	63	12,109	10	4,575
71	Fruit	267	49,905	5	2,285	11	2,070	11	4,420	3	1,700
72	Truck	317	68,537	3	750	34	9,591			5	1,050
73	Dairy	704	172,292			50	14,748	11	3,083	12	4,563
74	Animal-specialty	297	68,023	19	6,256	12	4,304	17	4,645		
75	Stock-ranch	3,053	684,607	814	229,098	263	71,410	419	78,034	106	45,728
76	Poultry	595	122,396	7	2,191	88	24,645	9	2,053	9	2,499
77	Self-sufficing	704	156,457	79	37,217	75	18,141	32	8,130	46	13,250
78	Abnormal	1,324	247,671	226	47 529	124	29,441	43	8,367	49	15,706
	RECEIPTS FROM BOARDERS, LODGERS, ETC.										
79	**All types**	268	407,098	21	4,579	25	47,062	19	16,160	12	10,166
80	General	27	7,597	3	150	3	1,000				
81	Cash-grain	4	534	3	384						
82	Cotton	25	4,963								
83	Crop-specialty	14	2,365	1	600	1	40	2	370	2	125
84	Fruit	6	2,345					2	550		
85	Truck	6	2,130			1	40				
86	Dairy	22	6,071			3	360				
87	Animal-specialty	6	1,501	2	340						
88	Stock-ranch	52	30,780	3	2,050	6	2,951	5	1,252	2	1,260
89	Poultry	16	4,205			4	1,185				
90	Self-sufficing	15	2,773	3	300	4	749			1	200
91	Abnormal	95	341,812	7	695	13	40,737	9	13,997	7	8,580

COUNTY TABLE III.—VALUE OF FARM PRODUCTS SOLD, TRADED, OR USED BY OPERATOR'S FAMILY, AND RECEIPTS FROM BOARDERS, ETC; 1929, BY TYPE OF FARM—Continued

[See note, p 263, beginning of this table]

	CLASS OF PRODUCT AND TYPE OF FARM (See definitions in Introduction)	GRAHAM		GREENLEE		MARICOPA		MOHAVE		NAVAJO	
		Farms reporting	Value	Farms reporting	Value	Farms reporting	Value	Farms reporting	Value	Farms reporting	Value
		Number	Dollars	Number	Dollars	Number	Dollars	Number	Dollars	Number	Dollars
	All products (sold, traded, or used by operator's family)										
1	All types	718	2,805,830	244	512,803	4,332	24,106,144	343	584,976	1,270	1,065,134
2	General	59	114,178	43	85,539	323	1,001,441	15	14,070	72	85,696
3	Cash grain	6	6,916			107	201,130			12	5,954
4	Cotton	355	1,442,506	54	101,185	1,609	10,773,083				
5	Crop-specialty	64	147,700	12	17,786	246	1,340,018			28	22,577
6	Fruit	3	2,398			380	1,319,272	5	4,250	6	5,357
7	Truck	3	3,240	4	7,990	275	2,994,312	9	11,337	14	20,093
8	Dairy	18	63,580	5	19,212	497	2,386,448	7	20,786	20	89,034
9	Animal specialty	18	51,651	14	52,076	70	1,057,299	13	9,265	32	53,199
10	Stock-ranch	87	758,453	66	484,581	61	1,014,906	181	473,170	914	680,939
11	Poultry	46	110,599	12	30,425	247	576,318	11	9,658	11	22,766
12	Self-sufficing	11	3,968	12	2,831	80	29,098	33	10,462	67	19,653
13	Abnormal	43	100,641	22	11,178	437	1,422,819	69	31,978	94	59,876
	Crops (incl plants, flowers, etc), sold or traded										
14	All types	584	1,488,618	159	158,484	3,448	16,559,421	78	31,359	582	119,553
15	General	45	43,594	39	42,193	292	413,817	13	5,335	65	24,649
16	Cash-grain	6	4,712			106	169,262			12	3,920
17	Cotton	355	1,279,256	54	75,600	1,589	9,893,376				
18	Crop-specialty	64	119,210	12	13,436	246	1,153,964			28	13,634
19	Fruit	3	1,478			272	1,260,218	5	2,700	6	3,635
20	Truck	3	2,750	4	6,517	273	2,875,531	9	8,242	14	15,814
21	Dairy	11	8,745	2	880	224	224,955	4	360	13	5,117
22	Animal-specialty	16	9,099	7	2,335	45	171,148	1	50	20	6,121
23	Stock ranch	11	2,835	8	5,309	15	47,881	24	5,587	349	35,413
24	Poultry	19	7,889	10	6,610	118	66,981	1	35	4	572
25	Self-sufficing	6	505	10	685	39	4,369	9	905	34	3,125
26	Abnormal	25	8,545	13	4,919	229	277,919	12	8,145	37	7,453
	Livestock, sold or traded										
27	All types	303	859,913	145	475,453	1,431	3,771,210	231	399,103	639	434,295
28	General	43	19,431	29	7,800	197	270,818	4	700	59	14,058
29	Cash-grain	1	68			15	5,385				
30	Cotton	113	42,584	19	2,257	385	278,245				
31	Crop-specialty	22	5,731	3	465	69	77,461			10	1,885
32	Fruit	1	500			25	5,313			2	125
33	Truck			1	200	38	47,142	1	75	3	217
34	Dairy	11	5,283	2	1,030	368	399,520	4	2,250	17	4,685
35	Animal-specialty	18	33,286	13	43,255	70	826,324	12	5,650	29	28,129
36	Stock-ranch	71	666,624	56	417,781	59	842,700	156	308,028	450	368,512
37	Poultry	11	3,225	9	1,408	81	41,809	2	95	6	2,289
38	Self-sufficing	1	205	3	71	14	810	10	910	18	956
39	Abnormal	13	82,976	10	1,126	110	975,683	42	11,395	45	13,439
	Livestock products, sold or traded										
40	All types	411	325,090	145	116,241	2,335	3,085,732	126	163,257	989	305,580
41	General	58	35,319	36	18,748	252	218,491	13	3,333	55	25,066
42	Cash-grain	3	749			31	17,589			3	109
43	Cotton	173	54,414	36	7,891	701	373,969				
44	Crop-specialty	42	11,955	6	1,595	107	73,067			12	884
45	Fruit	1	20			79	24,284	2	100	1	192
46	Truck	1	60	1	25	62	30,488	3	620	6	1,709
47	Dairy	18	44,419	5	15,812	497	1,569,614	7	15,940	20	71,403
48	Animal-specialty	9	5,450	8	2,576	61	44,612	6	1,115	21	10,379
49	Stock ranch	39	76,061	31	48,784	33	112,907	61	127,335	762	156,275
50	Poultry	46	91,792	12	18,821	247	418,508	11	7,763	11	17,863
51	Self-sufficing	5	365	1	25	46	5,535	13	1,122	31	3,406
52	Abnormal	16	4,486	9	1,964	219	106,398	12	5,919	57	19,294
	Forest products sold										
53	All types	25	2,181	20	2,126	196	44,586	36	3,221	112	8,899
54	General	4	188	6	688	93	17,438	2	236	8	1,097
55	Cash grain					2	352				
56	Cotton	12	1,221	5	445	57	11,625				
57	Crop-specialty	2	74			4	760			2	465
58	Fruit					2	904			1	180
59	Truck			1	68					1	20
60	Dairy	5	358			10	1,195			1	600
61	Animal specialty			1	40	2	300			3	860
62	Stock ranch	2	340	5	735	7	1,798	20	2,115	88	3,776
63	Poultry					4	6,564	1	25		
64	Self-sufficing					3	117				
65	Abnormal			2	150	12	3,533	13	945	8	1,001
	Farm products used by operator's family										
66	All types	599	130,028	211	60,499	3,139	645,195	266	57,936	1,147	196,807
67	General	59	15,646	42	16,050	321	80,877	15	4,466	72	20,326
68	Cash grain	4	1,387			56	8,262			11	1,925
69	Cotton	281	65,031	48	14,992	1,043	215,868				
70	Crop-specialty	54	10,730	8	2,290	166	24,766			25	5,709
71	Fruit	3	400			188	28,553	5	1,450	6	1,225
72	Truck	2	430	4	1,186	165	31,151	9	2,400	13	2,323
73	Dairy	18	4,775	5	1,490	461	101,164	7	2,236	20	7,229
74	Animal-specialty	16	3,816	14	3,870	67	14,915	10	2,450	31	7,710
75	Stock ranch	72	12,523	50	11,972	37	9,620	133	30,105	803	116,963
76	Poultry	46	7,693	12	3,586	224	42,456	11	1,740	10	1,942
77	Self-sufficing	11	2,893	12	2,050	80	18,277	33	7,515	57	13,166
78	Abnormal	33	4,634	16	3,019	331	59,286	43	5,574	89	17,759
	RECEIPTS FROM BOARDERS, LODGERS, ETC										
79	All types	3	143	15	1,638	73	61,913	21	3,783	13	13,352
80	General			6	885	4	2,590	1	150	2	176
81	Cash-grain					1	150				
82	Cotton	2	43	3	130	14	3,662			1	50
83	Crop-specialty					4	985				
84	Fruit					2	1,275	1	500		
85	Truck			1	130	2	500				
86	Dairy			1	90	17	5,141			3	1,111
87	Animal-specialty			1	50					5	390
88	Stock ranch			1	150	1	250	3	725		
89	Poultry					6	1,850				
90	Self-sufficing					1	132	3	722		
91	Abnormal	1	100	2	204	21	65,378	8	1,685	2	12,125

COUNTY TABLE III.—VALUE OF FARM PRODUCTS SOLD, TRADED, OR USED BY OPERATOR'S FAMILY; AND RECEIPTS FROM BOARDERS, ETC; 1929, BY TYPE OF FARM—Continued

[See note, p 263, beginning of this table]

	CLASS OF PRODUCT AND TYPE OF FARM (See definitions in Introduction)	PIMA		PINAL		SANTA CRUZ		YAVAPAI		YUMA	
		Farms reporting	Value	Farms reporting	Value	Farms report ing	Value	Farms reporting	Value	Farms reporting	Value
	All products (sold, traded, or used by operator's family)	*Number*	*Dollars*	*Number*	*Dollars*	*Number*	*Dollars*	*Number*	*Dollars*	*Number*	*Dollars*
1	**All types**	719	2,444,496	729	2,353,027	193	690,933	615	2,408,874	729	4,418,848
2	General	75	44,860	99	111,463	13	11,228	44	49,287	36	101,902
3	Cash-grain			34	33,156						
4	Cotton	61	459,220	201	1,158,000					464	3,099,765
5	Crop-specialty	18	63,622	18	39,572	11	10,962	33	58,751	70	473 569
6	Fruit			8	15,197			23	49,582	27	72,806
7	Truck	21	69,731	18	280,652			33	60,270	23	321,314
8	Dairy	48	399,343	26	146,655	19	74,549	21	236,246	9	97,217
9	Animal-specialty	50	52,020	31	85,232	9	11,496	26	54,834	5	104,721
10	Stock ranch	145	980,981	43	349,921	82	445,653	218	1,693,458	13	93,473
11	Poultry	95	283,082	22	23,783	3	6,565	54	145,671	11	21,040
12	Self-sufficing	83	19,068	85	19,148	14	2,090	72	25,046	15	5,012
13	Abnormal	123	71,369	144	90,248	42	128,390	91	35,729	49	28,029
	Crops (incl plants, flowers, etc.), sold or traded										
14	**All types**	328	608,171	458	1,571,877	75	40,204	257	194,591	657	3,858,466
15	General	51	8,193	90	49 674	9	1,945	37	16,841	25	47,098
16	Cash grain			32	27,938						
17	Cotton	61	438,308	201	1,112,155					464	2,920,372
18	Crop-specialty	18	57,962	18	31,006	11	8,922	33	42,872	70	438,561
19	Fruit			5	13,641			23	40,181	22	69 158
20	Truck	21	62,099	18	275,315			33	42,300	23	310,870
21	Dairy	16	13,478	5	6 905	6	413	6	2,547	5	27,451
22	Animal specialty	31	4 895	11	5,070	5	1,200	15	7 182	4	32,078
23	Stock ranch	26	1,709	6	11,212	17	8,159	32	22,572	3	1,408
24	Poultry	15	2,175	4	509	1	216	17	6,845	5	2,565
25	Self-sufficing	48	1 174	29	1,846	6	784	36	4,560	9	893
26	Abnormal	41	18,088	39	36,606	20	18,565	25	8,621	27	8,012
	Livestock, sold or traded:										
27	**All types**	421	1,094,165	234	395,776	135	515,178	365	1,310,528	234	244,125
28	General	63	11,004	48	12,020	8	1,310	31	6,176	16	8,098
29	Cash-grain			4	1,578						
30	Cotton	8	2,428	33	5 785					142	42,372
31	Crop-specialty	4	2,005	5	3,002	5	999	9	1,849	27	12 546
32	Fruit			5	421			11	1,954	2	776
33	Truck	3	519	2	550			11	3,080	6	6,647
34	Dairy	31	25,898	15	10,686	12	6,881	15	7,710	6	9,810
35	Animal-specialty	49	32,136	31	65,596	9	5,500	26	38,523	5	71 250
36	Stock ranch	145	921,177	34	286,250	80	397,158	213	1,243,183	12	81,540
37	Poultry	23	5,006	8	1 226	1	2	15	5,055	5	345
38	Self-sufficing	41	2,398	21	1,081	4	295	14	1,064	1	20
39	Abnormal	54	20,934	28	7,521	16	100,033	20	1,944	12	10,721
	Livestock products, sold or traded										
40	**All types**	335	674,343	268	244,894	104	99,585	364	764,859	367	204,437
41	General	34	7,828	45	22,008	12	3,951	36	13,797	30	39,275
42	Cash-grain			6	140						
43	Cotton	41	8,014	57	17,448					249	64,292
44	Crop-specialty	4	335	10	1,255	3	242	17	5,923	41	10,551
45	Fruit			2	455			10	1,822	5	1,370
46	Truck	9	2,261	9	1,072			16	5,424	5	1,837
47	Dairy	48	348,275	26	121,678	19	62,163	21	218,775	9	58,261
48	Animal-specialty	14	6,549	13	8,783	5	850	15	2,863	2	208
49	Stock-ranch	41	29,587	21	47,376	35	22,523	118	382,965	7	9 329
50	Poultry	95	261,608	22	17 693	3	5,497	54	121,794	11	16,390
51	Self-sufficing	14	570	21	1,351	3	36	36	3,684	7	512
52	Abnormal	35	9,321	36	5,635	24	4,323	41	7,605	21	2,412
	Forest products sold										
53	**All types**	178	32,610	187	38,799	11	2,552	14	5,411	31	4,639
54	General	50	6,682	55	9,009			1	135	1	80
55	Cash grain			4	387						
56	Cotton			8	1,145					11	1,644
57	Crop-specialty	1	300	1	40			1	90	7	1,031
58	Fruit			2	105						
59	Truck							2	281		
60	Dairy	1	7			1	68				
61	Animal-specialty	21	2,414	2	49			1	100		
62	Stock ranch	25	11,159	1	206	8	2,209	7	4,515	1	75
63	Poultry	1	50	2	74			1	100		
64	Self-sufficing	34	2,670	24	1,606			1	190	5	422
65	Abnormal	45	9,328	88	26,178	2	275			6	1,377
	Farm products used by operator's family:										
66	**All types**	631	105,907	617	101,681	156	33,414	541	133,763	568	107,191
67	General	75	11,098	92	18,752	13	4,022	43	12,338	27	7,351
68	Cash-grain			31	3,113						
69	Cotton	49	10,470	158	21 467					375	71,085
70	Crop-specialty	14	2,420	17	4,209	6	799	30	8,017	61	10,880
71	Fruit			4	575			20	5,625	11	1,502
72	Truck	21	4,852	16	3,715			33	9,185	12	1,960
73	Dairy	46	11,685	25	7 386	19	5,024	21	7,214	9	1,695
74	Animal-specialty	45	6,026	29	5,734	6	946	26	6,166	5	1,185
75	Stock ranch	95	17 259	22	4,877	63	15,604	168	40,223	8	1,121
76	Poultry	91	14,843	20	4,281	3	850	54	11 877	11	1 740
77	Self-sufficing	83	12,856	85	13,264	14	975	72	15,558	15	3,165
78	Abnormal	112	13,696	118	14,308	32	5,194	74	17 569	34	5,507
	RECEIPTS FROM BOARDERS, LODGERS, ETC.										
79	**All types**	14	38,040	6	20,960	13	52,574	30	112,811	14	2,709
80	General	1	150	3	600	1	257	2	1,535	1	104
81	Cash-grain										
82	Cotton									6	1,150
83	Crop-specialty									3	195
84	Fruit							1	20		
85	Truck									2	1,460
86	Dairy	1	480								
87	Animal-specialty										
88	Stock-ranch	3	2,400	1	300	7	2,195	10	16,857		
89	Poultry	4	1,010	1	60			1	100		
90	Self-sufficing							3	290	1	320
91	Abnormal	5	34,000	1	20,000	5	50,122	13	92,709	1	480

County Table IV.—SPECIFIED LIVESTOCK, 1930, AND

[See Note,

	Type of farm, by class of animals (See definitions in Introduction)	The State: Farms reporting	The State: Animals or quantity	Apache: Farms reporting	Apache: Animals or quantity	Cochise: Farms reporting	Cochise: Animals or quantity	Coconino: Farms reporting	Coconino: Animals or quantity	Gila: Farms reporting	Gila: Animals or quantity	Graham: Farms reporting	Graham: Animals or quantity
	General farms												
1	Horses and mules, excluding colts ....number..	759	3,477	58	319	80	258	15	59	13	67	42	158
2	Cows and heifers kept mainly for milk....number..	565	2,787	39	184	76	299	9	27	12	36	62	256
3	beef....number	248	2,700	22	325	29	314	1	2	7	163	3	9
4	Other cattle including calves....number..	668	7,527	52	672	82	1,055	13	87	10	140	44	378
5	Sows and gilts....number.	78	270	7	8	4	21	2	8	5	28	4	7
6	Other hogs, excl pigs under 3 mos old....number..	200	1,322	31	97	25	90	7	36	8	84	21	76
	Cash-grain farms												
7	Horses and mules excluding colts....number..	160	806	18	131	3	21			9	81	3	23
8	Cows and heifers kept mainly for milk....number..	50	227	8	27	1	1			3	10	2	6
9	beef....number..	22	159	9	90								
10	Other cattle including calves....number.	60	552	17	435	1	8			3	17	1	1
11	Sows and gilts....number	15	19	4	5					3	4	1	2
12	Other hogs, excl pigs under 3 mos old....number	21	101	9	38					3	15	1	3
	Cotton farms												
13	Horses and mules, excluding colts....number..	2,124	10,956									282	1,131
14	Cows and heifers kept mainly for milk....number..	1,489	4,846									249	628
15	beef....number..	83	843									10	107
16	Other cattle including calves....number..	1,046	7,989									160	990
17	Sows and gilts....number..	93	400									13	29
18	Other hogs, excl pigs under 3 mos old....number.	212	1,970									61	195
	Crop-specialty farms												
19	Horses and mules, excluding colts....number..	498	2,541	24	116	24	97	65	313	10	30	47	182
20	Cows and heifers kept mainly for milk....number..	368	1,200	11	36	11	28	42	122	10	18	46	158
21	beef....number..	48	1,015	7	36	7	81	7	52	1	4	4	35
22	Other cattle, including calves....number..	301	4,655	10	130	13	126	40	968	5	17	36	400
23	Sows and gilts....number..	30	54	2	2	2	3	4	8	2	2	4	8
24	Other hogs, excl pigs under 3 mos old....number..	88	459	8	18	5	11	16	72	3	5	9	62
	Fruit farms												
25	Horses and mules, excluding colts....number..	160	488	4	29	5	20	7	25	2	10	2	7
26	Cows and heifers kept mainly for milk....number..	113	210	1	1	3	5	6	18	1	3		
27	beef....number..	15	107	1	8	2	18					1	6
28	Other cattle, including calves....number..	69	355			4	19	5	22	1	21	1	26
29	Sows and gilts....number..	8	29										
30	Other hogs, excl pigs under 3 mos old....number..	19	144	1	1			2	6				
	Truck farms												
31	Horses and mules excluding colts....number..	329	1,292	3	19	26	110			1	2	3	6
32	Cows and heifers kept mainly for milk....number..	159	563	1	10	21	79			2	4	1	4
33	beef....number..	21	112	1	5	3	18					1	4
34	Other cattle, including calves....number..	111	919	2	8	17	148					2	7
35	Sows and gilts....number..	10	32	1	3	1	1						
36	Other hogs, excl pigs under 3 mos old....number.	44	292	2	8	8	32						
	Dairy farms												
37	Horses and mules, excluding colts....number..	521	2,045			23	64	7	48	1	1	16	83
38	Cows and heifers kept mainly for milk....number..	719	16,216			47	737	11	126	12	363	18	247
39	beef....number..	40	584			11	134			1	4	2	36
40	Other cattle including calves....number..	701	18,533			46	1,077	10	82	11	235	18	449
41	Sows and gilts....number..	54	149			4	8					3	6
42	Other hogs, excl pigs under 3 mos old....number..	98	1,302			9	40	2	8	1	16	6	22
	Animal-specialty farms												
43	Horses and mules excluding colts....number	291	2,319	18	135	10	44	18	145			16	131
44	Cows and heifers kept mainly for milk....number	156	970	7	19	4	18	9	32			9	60
45	beef....number	173	6,743	10	378	9	158	11	587			10	808
46	Other cattle, including calves....number	266	9,087	15	395	13	591	18	742			17	691
47	Sows and gilts....number..	73	556	5	8	4	17	5	24			4	5
48	Other hogs, excl pigs under 3 mos old....number..	96	3,246	11	58	3	95	6	184			6	43
	Stock ranches												
49	Horses and mules excluding colts....number..	3,245	36,793	887	8,779	257	2,511	412	5,244	115	2,020	82	1 102
50	Cows and heifers kept mainly for milk....number..	437	1,541	43	180	83	274	13	37	44	136	13	25
51	beef....number..	2,003	231,745	346	13,844	279	36,549	205	11,729	110	18,861	70	18,037
52	Other cattle, including calves....number..	1,788	265,060	192	16,482	307	45,605	125	10,388	115	26,123	69	18,237
53	Sows and gilts....number..	95	317	9	18	16	50			27	71	4	19
54	Other hogs, excl pigs under 3 mos old....number..	194	1,533	29	76	35	257	3	5	29	307	2	6
	Poultry farms												
55	Horses and mules excluding colts....number..	224	600	3	11	55	151	9	25			15	44
56	Cows and heifers kept mainly for milk....number..	328	900	6	13	61	196	4	5	1	1	24	40
57	beef....number..	41	305	2	88	19	125			1	2	1	6
58	Other cattle, including calves....number..	256	1,471	5	148	62	463	3	6	1	1	11	38
59	Sows and gilts....number..	11	30			2	3						
60	Other hogs, excl pigs under 3 mos old....number..	23	103	1	1	4	8					2	7
	Self-sufficing farms												
61	Horses and mules, excluding colts....number..	530	2,329	61	225	50	151	28	98	38	112	9	20
62	Cows and heifers kept mainly for milk....number..	306	637	31	68	37	84	24	48	31	79	9	26
63	beef....number..	161	1,059	15	78	21	153	4	23	4	24	1	5
64	Other cattle including calves....number	346	1,769	38	356	50	329	20	105	22	97	7	14
65	Sows and gilts....number..	30	56	3	3	5	10	1	2	7	16		
66	Other hogs, excl pigs under 3 mos old....number..	86	223	22	32	11	25	9	32	6	22	2	5
	Abnormal and unclassified farms												
67	Horses and mules, excluding colts....number..	1,552	13,174	226	1,111	125	498	108	564	47	5,284	42	146
68	Cows and heifers kept mainly for milk....number..	863	2,879	70	186	100	308	37	117	33	76	29	70
69	beef....number.	423	39 727	38	671	60	1,229	15	192	18	28,066	10	1,266
70	Other cattle, including calves....number..	906	58,844	59	622	128	2,703	40	1,052	47	42,740	28	699
71	Sows and gilts....number..	89	696	8	32	7	15	2	22	9	51	1	23
72	Other hogs, excl pigs under 3 mos old....number	191	1,995	37	67	11	23	10	69	12	163	6	8
	SPECIFIED ITEMS, BY TWO TYPES OF FARMS												
73	Steers, 2 years old and over....Ranches....number		50,538		2,608		6,831		2,494		2,593		1,876
74	All other....number..		11,640		314		390		135		2,015		485
75	Sheep, excluding lambs....Ranches....number..	2,103	964 459	867	317,943	5	5,935	410	254,256	2	25	1	4,463
76	All other....number.	570	45,509	213	14,538	2	41	16	667	1	17	21	814
77	All cows milked....Dairy....number	742	16,695			50	943	11	129	12	345	18	265
78	All other....number..	5,342	17,918	302	1,000	568	1,700	158	403	176	416	486	1,412
79	Of beef or dual-purpose breeding....Dairy....number..	81	1,004			14	109	4	9	1	52	2	9
80	All other....number..	1,299	3,904	161	581	286	818	40	151	127	275	71	182
81	Milk produced....Dairy....No and gals	742	11,971,465			50	512,444	11	81,784	12	286,172	18	172,964
82	All other....No and gals	5,342	9,033,144	302	322,922	568	555,700	158	167,738	176	141,569	486	751,652
83	Production, per cow....Dairy....gallons		717				543		634		529		653
84	All other....gallons		323		323		327		416		340		539
85	Whole milk sold....Dairy....gallons		10,138,879				422,943		74,613		272,980		76,284
86	All other....gallons		1 845,304		20,630		41,135		41,369		11,553		12,870
87	Cream sold as butterfat....Dairy....pounds		605,536				9,319						32,273
88	All other....pounds		700,541		18,937		36,498		4,106				107 963
89	Chickens over 3 months old on farms, Apr 1, 1930....Poultry....number	607	225,816	7	1,089	83	28,373	9	2,997	8	2,060	45	20,084
90	All other....number..	7,057	350,427	314	9,135	585	30,695	189	10,745	204	11 318	400	18,330
91	Chicken eggs produced....Poultry....dozens		2,321,715		14,192		305,863		28 001		24,589		192,303
92	All other....dozens..		2,759,371		72,890		236,654		91,073		77,046		128,660
93	Production, per chicken on hand....Poultry....dozens.		10.3		13.0		10.8		9 3		11.9		9.6
94	All other....dozens		7 9		8.0		7 7		8.5		6.8		7 0

LIVESTOCK PRODUCTS, 1929, BY TYPE OF FARM

bottom of p 8]

GREENLEE Farms reporting	GREENLEE Animals or quantity	MARICOPA Farms reporting	MARICOPA Animals or quantity	MOHAVE Farms reporting	MOHAVE Animals or quantity	NAVAJO Farms reporting	NAVAJO Animals or quantity	PIMA Farms reporting	PIMA Animals or quantity	PINAL Farms reporting	PINAL Animals or quantity	SANTA CRUZ Farms reporting	SANTA CRUZ Animals or quantity	YAVAPAI Farms reporting	YAVAPAI Animals or quantity	YUMA Farms reporting	YUMA Animals or quantity	
31	139	222	847	10	29	61	203	67	637	90	476	12	70	39	116	19	99	1
37	107	175	1,250	8	27	59	238	15	48	21	111	9	31	33	127	21	46	2
4	97	52	576	2	20	12	153	57	588	45	357	7	37	4	21	3	38	3
27	188	200	2,703	4	36	67	520	61	709	51	491	11	180	30	173	16	195	4
11	22	9	63	-	-	18	28	2	6	6	43	2	3	6	12	2	21	5
16	141	26	526	3	4	33	97	2	19	11	56	5	34	11	82	1	30	6
-	-	87	415	-	-	11	57	-	-	29	128	-	-	-	-	-	-	7
-	-	32	155	-	-	1	1	-	-	3	27	-	-	-	-	-	-	8
-	-	6	45	-	-	2	12	-	-	5	12	-	-	-	-	-	-	9
-	-	29	234	-	-	4	22	-	-	5	115	-	-	-	-	-	-	10
-	-	4	5	-	-	-	-	-	-	3	3	-	-	-	-	-	-	11
-	-	1	1	-	-	1	1	-	-	6	43	-	-	-	-	-	-	12
44	160	1,168	5,768	-	-	-	-	43	252	173	942	-	-	-	-	414	2,703	13
35	84	845	8,422	-	-	-	-	33	55	71	210	-	-	-	-	256	449	14
3	12	32	333	-	-	-	-	2	7	24	270	-	-	-	-	12	114	15
29	93	612	5,779	-	-	-	-	32	82	47	240	-	-	-	-	166	805	16
5	12	43	242	-	-	-	-	2	3	13	68	-	-	-	-	17	46	17
13	28	80	1,152	-	-	-	-	4	70	20	142	-	-	-	-	34	383	18
6	44	168	961	-	-	24	96	15	82	16	88	8	38	29	137	62	357	19
4	25	140	621	-	-	17	39	6	10	9	14	6	22	22	47	44	60	20
1	8	10	679	-	-	8	99	1	6	2	15	-	-	-	-	-	-	21
4	18	112	2,378	-	-	18	159	6	40	7	30	6	70	16	237	28	82	22
2	2	3	5	-	-	5	6	-	-	2	7	-	-	3	10	1	1	23
1	3	11	137	-	-	12	32	2	7	3	9	1	3	9	73	8	27	24
-	-	97	270	4	9	5	23	-	-	5	19	-	-	16	49	13	27	25
-	-	81	124	2	5	1	6	-	-	3	7	-	-	12	38	3	3	26
-	-	3	7	-	-	2	11	-	-	1	1	-	-	5	56	-	-	27
-	-	39	108	2	4	3	20	-	-	2	12	-	-	11	120	1	3	28
-	-	2	5	-	-	-	-	-	-	-	-	-	-	5	12	1	12	29
-	-	8	6	2	7	1	2	-	-	1	20	-	-	6	40	3	62	30
2	6	205	853	5	13	10	25	18	45	13	84	-	-	26	59	17	70	31
1	1	73	316	2	6	7	53	8	21	8	25	-	-	18	31	8	14	32
-	-	3	4	-	-	1	11	1	1	5	40	-	-	5	19	1	1	33
1	1	60	675	1	1	6	22	6	30	8	65	-	-	13	49	5	13	34
-	-	4	18	-	-	-	-	1	2	2	7	-	-	-	-	1	1	35
1	3	11	95	1	2	4	9	3	8	5	52	-	-	7	75	2	8	36
2	5	355	1,225	5	65	18	110	35	151	22	139	16	62	15	61	6	31	37
4	64	462	11,103	7	46	20	241	46	1,196	25	735	18	425	20	675	9	258	38
-	-	9	76	1	100	4	25	2	39	2	9	4	101	3	44	1	16	39
4	55	473	12,617	6	182	20	477	43	1,230	23	730	19	701	19	420	9	278	40
1	2	34	98	-	-	5	9	1	3	4	17	2	6	-	-	-	-	41
1	3	57	1,109	1	2	7	19	3	10	4	42	2	4	4	22	1	5	42
14	134	59	323	11	109	31	275	46	649	31	182	7	22	25	111	5	59	43
3	6	57	565	3	5	17	76	6	48	9	34	6	31	23	70	2	6	44
11	338	12	667	10	203	21	518	42	1,742	20	311	2	37	12	356	3	90	45
19	501	59	8,178	11	180	29	716	43	1,159	19	357	7	121	19	322	4	134	46
1	2	13	218	4	22	10	21	5	62	5	21	2	2	13	112	2	32	47
6	22	15	968	5	163	18	83	7	862	3	79	1	1	13	507	2	161	48
63	1,106	44	588	158	1,887	800	7,092	131	3,142	31	568	72	669	183	1,975	10	110	49
17	39	26	126	38	129	29	143	20	192	14	24	15	55	78	175	4	6	50
54	18,391	21	6,848	126	7,583	406	15,333	134	34,378	28	6,124	72	12,706	137	28,736	11	2,326	51
62	17,679	42	13,586	143	7,117	303	14,094	142	45,356	36	9,057	82	15,098	159	23,533	11	2,705	52
3	16	-	-	7	55	10	13	5	8	4	83	2	5	8	29	-	-	53
11	106	3	9	17	139	17	51	10	60	7	277	9	26	22	214	-	-	54
10	36	71	163	3	8	5	19	12	17	16	67	1	4	19	42	5	15	55
11	27	152	453	4	7	6	22	12	18	11	33	2	8	27	63	7	13	56
1	3	1	2	-	-	1	3	3	11	4	16	1	5	7	44	-	-	57
7	48	110	543	1	2	5	26	5	20	12	44	3	8	27	119	4	6	58
-	-	5	17	-	-	1	1	1	3	2	6	-	-	-	-	-	-	59
3	5	5	52	-	-	1	2	3	10	1	4	1	3	2	11	-	-	60
9	29	31	76	25	99	61	336	76	677	74	319	9	33	51	137	8	17	61
3	4	58	107	18	37	28	66	14	48	14	18	4	7	30	30	5	6	62
3	12	3	8	5	21	19	114	50	343	27	217	3	20	6	41	-	-	63
2	9	44	112	15	33	36	300	52	268	26	91	7	32	22	118	4	5	64
-	-	1	2	-	-	9	15	1	1	2	5	-	-	1	2	-	-	65
-	-	2	9	2	3	17	25	4	21	1	1	2	3	7	38	1	2	66
20	57	216	871	74	260	90	705	110	1,022	318	1,606	44	411	77	359	55	260	67
18	30	292	1,330	19	55	66	306	27	106	79	159	17	52	57	122	29	53	68
6	32	19	2,712	47	719	26	1,908	65	754	77	1,176	17	340	18	620	5	40	69
16	78	219	5,219	54	339	65	2,356	73	1,316	78	849	26	339	49	353	24	146	70
2	3	16	313	4	7	9	31	5	44	11	56	4	34	8	36	3	18	71
7	22	26	912	3	26	23	175	6	77	17	177	7	55	18	107	6	115	72
-	2,840	-	5,449	-	868	-	1,833	-	13,946	-	2,251	-	2,894	-	2,004	-	1,058	73
-	94	-	6,226	-	77	-	584	-	820	-	108	-	54	-	148	-	150	74
3	966	22	37,653	21	34,923	732	130,550	2	6,076	4	5,246	2	4	31	161,419	1	5,000	75
12	607	168	22,576	13	348	54	2,648	14	802	11	1,065	4	25	17	843	34	518	76
5	72	497	11,472	7	46	20	250	47	1,287	36	648	19	330	21	574	9	325	77
147	382	1,900	8,191	107	309	262	1,057	172	651	340	639	107	356	329	705	388	697	78
-	-	32	496	-	-	5	50	4	56	4	35	19	162	3	19	2	8	79
35	128	116	267	34	102	122	488	60	236	44	91	64	181	116	265	28	30	80
5	47,125	497	8,437,164	7	30,015	20	131,046	47	951,490	36	474,184	19	153,914	21	426,360	9	236,808	81
147	161,723	1,900	5,031,744	107	94,988	262	369,371	172	157,616	340	371,866	107	101,055	329	322,761	388	441,852	82
-	655	-	735	-	653	-	508	-	739	-	732	-	557	-	743	-	729	83
-	433	-	614	-	307	-	349	-	258	-	552	-	236	-	458	-	634	84
-	43,085	-	7,184,890	-	34,445	-	90,601	-	910,300	-	330,465	-	139,114	-	288,066	-	181,098	85
-	3,702	-	1,290,933	-	27,981	-	55,708	-	70,407	-	96,357	-	4,896	-	52,553	-	139,311	86
-	-	-	617,088	-	300	-	2,365	-	1,350	-	33,890	-	5,242	-	800	-	-	87
-	13,781	-	458,741	-	2,804	-	12,531	-	2,009	-	22,535	-	6,814	-	75	-	13,466	88
12	3,950	340	78,816	9	2,251	16	2,785	95	55,657	22	3,496	3	640	53	20,848	11	2,770	89
175	6,658	2,731	159,574	174	5,545	274	8,980	296	12,412	570	19,985	155	8,054	467	22,526	523	26,468	90
-	35,554	-	860,038	-	30,074	-	31,376	-	511,897	-	37,234	-	6,365	-	204,580	-	49,656	91
-	80,906	-	1,315,672	-	42,986	-	73,732	-	87,112	-	144,056	-	64,168	-	161,768	-	212,218	92
-	9.0	-	11.0	-	8.9	-	11.3	-	9.2	-	10.7	-	9.9	-	9.8	-	14.7	93
-	7.6	-	8.2	-	7.8	-	8.2	-	7.0	-	7.2	-	8.0	-	7.2	-	8.1	94

County Table V.—TYPE OF FARM, BY SIZE, 1930

[See Note, bottom of p 8]

	Type and size (See definitions in Introduction)	The State	Apache	Cochise	Coconino	Gila	Graham	Greenlee	Maricopa	Mohave	Navajo	Pima	Pinal	Santa Cruz	Yavapai	Yuma
		Number	Number	Number	Number	Number	Number	Number	Number	Number	Number	Number	Number	Number	Number	Number
	General farms															
1	Under 3 acres	17	1	2		2	3		2	2		2				3
2	3 to 9 acres	85	4	2			6	2	56		5		4			2
3	10 to 19 acres	132	2				2	3	76		7	8	27			7
4	20 to 49 acres	306	12	10			19	16	133	3	18	43	38	1	5	8
5	50 to 99 acres	128	8	10	2	3	16	12	30	2	4	7	12	2	12	8
6	100 to 174 acres	153	15	35	7	13	6	8	11	3	12	8	6	4	21	4
7	175 to 259 acres	44	6	9	3		3	1	5		5		6	3	2	1
8	260 to 499 acres	61	8	16	4		3	1	6		12	4	2	1	3	1
9	500 acres and over	53	7	19			1		4	5	6	3	4	2	1	1
	Cash-grain farms															
10	Under 20 acres	16					2		11				3			
11	20 to 49 acres	87	2			1	2		60				22			
12	50 to 99 acres	39	1	3			1		18		10		6			
13	100 to 174 acres	32	8			5	1		12		2		1			
14	175 acres and over	17	9						6				2			
	Cotton farms															
15	3 to 9 acres	78					15	1	57				3			2
16	10 to 19 acres	221					23	3	165				13			17
17	20 to 49 acres	883					102	17	553			9	65			137
18	50 to 99 acres	657					112	23	342			19	24			127
19	100 to 174 acres	494					70	7	259			14	38			106
20	175 to 259 acres	147					21	3	68			9	11			35
21	260 to 499 acres	164					6		99			6	22			30
22	500 to 999 acres	66					5		40			3	10			8
23	1,000 acres and over	34					1		26			1	4			2
	Crop-specialty farms															
24	3 to 9 acres	24	5				5	1	12				1			
25	10 to 19 acres	44	1				5	1	31		1		3		1	1
26	20 to 49 acres	174	5	6	1	4	18	7	89		13	5	1	2	7	15
27	50 to 99 acres	106	3	6	5	2	19		39		3	3	3	2	5	16
28	100 to 174 acres	156	6	8	40	3	15	3	35		6	2	4	4	10	20
29	175 to 499 acres	110	3	6	28	1	2		31		2	6	5	3	8	15
30	500 acres and over	26	3	3	1				9		3	2	1		2	2
	Fruit farms															
31	Under 3 acres	7					1		6							
32	3 to 9 acres	97	3	1	1				84	1	2				1	4
33	10 to 19 acres	131	1	3	1				121							5
34	20 to 49 acres	140	1	1	3	1			119	2					5	8
35	50 to 99 acres	42			4	1	2		25		3				4	3
36	100 to 174 acres	32		5	2	1			13	1			1		6	3
37	175 to 259 acres	9							3	1			1		2	2
38	260 to 499 acres	15		2					4				2		5	2
39	500 acres and over	10							5		1		4			
	Truck farms															
40	Under 3 acres	4	1								1				2	
41	3 to 9 acres	34		1		1	1	1	21		3	1	1		2	2
42	10 to 19 acres	54		2		2	1	1	33		3	3			6	3
43	20 to 49 acres	92		8					47	4	3	9	6		9	6
44	50 to 99 acres	88		5			1	2	63			2	4		6	3
45	100 to 174 acres	103	1	8		3			74	3	1	5	2		5	6
46	175 to 259 acres	21		2					17				1		1	
47	260 to 499 acres	26		6					12	2	1		2		2	1
48	500 acres and over	19	1	3					8		2	1	2			2
	Dairy farms															
49	Under 10 acres	59		6	1	7		3	35	1	1	2	1		2	
50	10 to 19 acres	68		2		1	1		55	1	1	5			1	1
51	20 to 49 acres	215		2	1	2	5	1	175		3	12	5	2	3	4
52	50 to 99 acres	182		3		1	2	1	146	1	3	11	5	2	5	2
53	100 to 174 acres	122		12	7		9		61	1	6	9	7	4	5	1
54	175 to 499 acres	59		12	1		1		22	1	2	5	6	6	2	1
55	500 acres and over	38		13	1	1			3	2	4	4	2	5	3	
	Animal-specialty farms															
56	Under 20 acres	40	1		1		2	3	4	5	9	8	4	1	2	
57	20 to 49 acres	76	3	1	3		2	3	23	4	4	22	9		2	
58	50 to 99 acres	56	3	2	2		5	3	16		4	12	11	3	5	
59	100 to 174 acres	77	7	8	7		2	2	14	1	10	2	5	5	11	3
60	175 to 499 acres	44	4	4	5		3	2	8	3	5	5	1		3	1
61	500 acres and over	17	1				4	1	5			1	1		3	1
	Stock ranches															
62	Under 3 acres	1,305	348	3	279	5	24	9	11	66	523	12	4	2	17	2
63	3 to 99 acres	1,133	470	3	153	60	9	14	15	4	325	30	5	8	33	4
64	100 to 499 acres	369	44	44	7	47	10	21	17	29	19	34	7	35	49	6
65	500 to 999 acres	296	17	65	13	4	15	13	8	47	13	30	15	12	44	
66	1,000 to 4,999 acres	306	27	121	8	4	15	7	6	24	11	19	6	18	39	1
67	5,000 to 9,999 acres	99	15	38	3		8	2	2	1	3	7	2	3	15	
68	10,000 acres and over	152	25	39	7	1	6		2	10	20	13	4	4	21	
	Poultry farms															
69	Under 3 acres	92	1	1		5	9		29	3	4	30			6	4
70	3 to 9 acres	177		3		3	14	1	112	1	1	29	2		9	2
71	10 to 49 acres	103	1	4			8	2	65	2	1	18	1		5	1
72	20 to 49 acres	88	2	9			5	5	33		2	7	9	1	12	3
73	50 to 99 acres	45	1	14	3	1	2	3	4			3	5		9	
74	100 to 174 acres	52		22	3		4	1	2	4	1	3	4	2	6	
75	175 to 259 acres	10		4	1				1		1	1	1		1	
76	260 to 499 acres	28	1	16	2		2		1	1		1			3	1
77	500 to 999 acres	18		10			2					3			3	
78	1,000 acres and over	7	1	5							1					
	Self-sufficing farms															
79	Under 3 acres	32	5			3			8		12	1			2	1
80	3 to 9 acres	124	24	3	1	5	3	4	44		20		9	2	7	1
81	10 to 19 acres	83	8	7	3	4	1		13	1	7	10	9		10	1
82	20 to 49 acres	156	9	8	3	9	3	2	11	3	5	41	40	1	14	7
83	50 to 99 acres	78	5	7	7	4	1	1	3	2	4	11	19	2	12	
84	100 to 174 acres	144	16	21	11	20	3	5		8	14	7	8	9	18	4
85	175 to 499 acres	51	7	15	7					10	4	3			4	1
86	500 acres and over	36	5	14					1	9	1	1			5	
	Abnormal farms															
87	Under 3 acres	239	134	2	13	6	4	1	19	21	18	15		2	2	2
88	3 to 9 acres	377	27	4	2	3	10	4	265	6	16	9	11	1	8	11
89	10 to 19 acres	198	11	14	3	4	4	3	86		14	18	15	1	12	13
90	20 to 49 acres	228	16	20	3	7	8	3	33	1	12	46	48	4	20	7
91	50 to 99 acres	131	16	11	13	9	4	5	7	1	2	6	42	4	9	2
92	100 to 174 acres	206	26	27	14	18	6	5	14	4	16	10	21	19	17	9
93	175 to 259 acres	36	5	8	4	2			4		2	4	1	1	1	4
94	260 to 499 acres	72	5	22	6		2		2	5	6	7	3	3	10	1
95	500 to 999 acres	83	8	15	3	2	4	1	3	23	5	6	1	4	8	
96	1,000 acres and over	48	7	13	1		1		4	8	3	2	2	3	4	

COUNTY TABLE VI.—TYPE OF FARM, BY SPECIFIED VALUE OF FARM PRODUCTS SOLD, TRADED, OR USED BY OPERATOR'S FAMILY, 1929

[See NOTE, bottom of p. 8]

	TYPE, BY VALUE OF PRODUCTS (See definitions in Introduction)	THE STATE	Apache	Cochise	Coconino	Gila	Graham	Greenlee	Maricopa	Mohave	Navajo	Pima	Pinal	Santa Cruz	Yavapai	Yuma
	General farms	Number	Number	Number	Number	Number	Number	Number	Number	Number	Number	Number	Number	Number	Number	Number
1	Under $400	94	8	5	1		2	1	5	1	1	31	21	2	2	4
2	$400-$599	95	3	9	2	2	7	2	25	2	9	14	10	3	6	1
3	$600-$999	296	12	30	7	6	7	9	103	7	29	23	38	5	16	5
4	$1,000-$1,499	217	25	29	4	3	18	10	76	3	20	5	7	2	10	5
5	$1,500-$2,499	127	13	22	1	7	8	11	31	2	8	3	6		8	8
6	$2,500-$3,999	62	1	3			11	5	29		2	1	3	1	2	4
7	$4,000-$5,999	45		4			5	3	26		2		1			4
8	$6,000-$9,999	28	1	1	1		1	2	14		1		2			5
9	$10,000 and over	15							14				1			
	Cash-grain farms															
10	Under $400	40	2				1		17		5		24			
11	$400-$999	72	5	1		3	2		51		7		4			
12	$1,000-$1,499	25	7			2	2		12				2			
13	$1,500-$2,499	21	3	2		4			10				2			
14	$2,500-$5,999	11	3				1		6				1			
15	$6,000 and over	12							11				1			
	Cotton farms															
16	Under $250	66					4	1	37				22			2
17	$250-$599	194					33	3	104				37			17
18	$600-$999	273					28	10	174			2	28			31
19	$1,000-$1,499	241					42	8	149			2	8			33
20	$1,500-$2,499	435					82	17	251			10	12			63
21	$2,500-$3,999	444					55	12	277			7	14			79
22	$4,000-$5,999	324					44	3	184			14	18			61
23	$6,000-$9,999	361					41		187			9	27			97
24	$10,000 and over	406					26		246			17	35			82
	Crop-specialty farms.															
25	Under $400	48	1		7		3	2	23		5	1	1	1	3	1
26	$400-$599	52	4	3	10		6	1	11		8	2	1	3	1	3
27	$600-$999	102	6	4	14	4	10	2	34		7	2	7		8	4
28	$1,000-$1,499	100	6	6	12	3	12	3	31		5	4	2	6	9	3
29	$1,500-$2,499	104	7	8	17	4	14	3	33		2	3	2	2	6	4
30	$2,500-$3,999	80	2	4	6		7	2	34		1	3	3		2	17
31	$4,000-$9,999	104		5	9		11		49			2	1		4	23
32	$10,000 and over	50					1		31			2	1			15
	Fruit farms															
33	Under $250	148		2			1		136				3		1	5
34	$250-$599	60		4			1		45	1	3				2	4
35	$600-$999	33		1	1				20	3	3				3	3
36	$1,000-$1,499	42	4	1					24	1			1		5	6
37	$1,500-$2,499	56	1	2	2	1	1		39				3		6	1
38	$2,500-$3,999	34		1	7	1			21		1				1	3
39	$4,000-$5,999	43			1	1			35						4	3
40	$6,000-$9,999	32							29				1		1	2
41	$10,000 and over	35		1					32							2
	Truck farms															
42	Under $400	22					1		15		2	1	1		1	1
43	$400-$999	58	1	8				1	22	4	4	4	5		7	2
44	$1,000-$1,499	53		9		4	1	1	15	2	7	2			11	1
45	$1,500-$2,499	58	2	6		1	1		26	3		5	6		5	3
46	$2,500-$3,999	57		6		1		2	32			5	1		8	2
47	$4,000-$5,999	32		5					19			2	3			3
48	$6,000-$9,999	40		1					36		1				1	1
49	$10,000 and over	124							110			2	2			10
	Dairy farms															
50	Under $600	21		1			1		13	1	1	2	1	1		
51	$600-$999	67		7	1		3		44	3	3	2	2	1	2	
52	$1,000-$1,499	83		3	1		3	1	55	1	6	6	1	2	2	2
53	$1,500-$2,499	119		7	3	1	3		94	1	3	1	4	1	1	
54	$2,500-$3,999	122		10	1		4	3	86	1	2	4	4	6	1	
55	$4,000-$5,999	125		8	2		1		89			11	3	4	6	1
56	$6,000-$9,999	113		4	2	5	2	1	75		3	14	5	3	1	3
57	$10,000 and over	68		10	1	6	1		41	1	2	8	6	1	8	3
	Animal-specialty farms:															
58	Under $400	63	1	1				1	2	4	7	16	7	1	3	
59	$400-$599	29	1		1		1	1	1	3	1	11	6	2		1
60	$600-$999	51	2	2	4		4	2	4	2	4	11	6	2	5	
61	$1,000-$1,499	39	4	4	2		2	2	3	4	5	5	1		4	
62	$1,500-$2,499	57	8	3	6		4	4	12		4	3	3	4	5	1
63	$2,500-$3,999	38	2	2	4		4	2	13		3	1			5	
64	$4,000-$9,999	37	1	2	1		2	1	17		5	2	2		3	1
65	$10,000 and over	28		1			1	1	18			1	3		1	2
	Stock ranches															
66	Under $250	903	155	15	176	3		5	1	19	801	17	2	5	4	
67	$250-$599	590	152	35	57	9	10	5	3	46	176	30	2	8	6	4
68	$600-$1,499	960	378	76	112	27	21	10	11	55	158	34	4	20	51	3
69	$1,500-$2,499	440	123	61	43	18	24	16	6	25	39	17	7	17	43	1
70	$2,500-$3,999	247	48	41	17	14	8	14	6	18	20	8	5	14	31	3
71	$4,000-$5,999	173	27	43	8	20	10	3	7	4	8	8	6	5	34	
72	$6,000-$9,999	114	14	27	5	12	4	7	5	2	4	11	8	2	13	
73	$10,000 and over	233	19	25	22	18	10	6	23	12	5	20	9	12	46	2
	Poultry farms															
74	Under $250	13					2		8	1			2			
75	$250-$599	26	1	2			1		13	1	1	3	4		1	
76	$600-$999	38		4	2		3		14	1	1	7	3		4	
77	$1,000-$1,499	123	3	5	2	4	11		49	5	2	13	5		15	4
78	$1,500-$1,499	97	1	16	3	3	2	3	41	1	1	14	4	1	5	3
79	$1,500-$2,499	141		31		1	12	4	54	2	5	18	1	1	11	1
80	$2,500-$3,999	91	1	15	1	1	5	3	34			17	2	1	9	2
81	$4,000-$9,999	85	1	9	2		6	2	31		1	20	1		9	1
82	$10,000 and over	11		3			1		4			3				
	Self-sufficing farms															
83	Under $250	313	15	34	11	3	3	6	38	13	36	54	55	14	27	7
84	$250-$599	162	15	10	6	14	4	3	34	11	13	17	31		23	2
85	$600-$1,499	139	18	15	11	18	3		20	6	12	11	7		14	4
86	$1,500-$2,499	55	26	14	4	6	1	1	8	3	6	1	2		9	2
87	$2,500-$4,999	5	5													
	Abnormal farms:															
88	Under $250	394	143	40	31	5	12	6	116	20	32	49	38	16	35	20
89	$250-$599	341	28	34	13	12	8	3	124	15	14	24	40	7	17	6
90	$600-$899	349	46	34	5	9	10	6	106	15	26	26	19	8	22	15
91	$900-$999	237	37	19	9	17	9	6	61	4	16	14	19	7	13	6
92	$1,000-$1,499	24	2	4	1	1	1		3	2		3	5		1	1
93	$1,500-$2,499	15	2	1		4		1		1	2	1	1		2	
94	$2,500-$3,499	11	1	2		1	1		1		1	2		1	1	
95	$4,000-$9,999	20	1	1	3				9	3	2	1	1	1		
96	$10,000 and over	27		1	1	1	1		17		1	1	1	2		1

County Table VII.—TYPE OF FARM, BY TENURE OF FARM OPERATOR, 1930

[See Note, bottom of p 8]

	Type, by tenure of operator (See definitions in Introduction)	The State	Apache	Cochise	Coconino	Gila	Graham	Greenlee	Maricopa	Mohave	Navajo	Pima	Pinal	Santa Cruz	Yavapai	Yuma
		Number	Number	Number	Number	Number	Number	Number	Number	Number	Number	Number	Number	Number	Number	Number
	General farms															
1	Full owners	736	40	59	9	16	43	30	256	12	49	70	88	11	26	27
2	Part owners	111	13	24	3		5	3	33		17		7		5	1
3	Managers	11	1	1		1			3				2		3	
	Tenants—															
4	Cash	63	2	13	1		4	4	24	2	1	1			6	5
5	Other	58	7	6	3	1	7	6	7	1	5	4	2	2	4	3
	Cash-grain farms															
6	Full owners	139	9			4	2		88		11		25			
7	Part owners	22	6				1		9		1		5			
8	Managers	4							3				1			
	Tenants—															
9	Cash	11	2	1					6				2			
10	Other	15	3	2		5	3		1				1			
	Cotton farms															
11	Full owners	1,331					171	16	827			21	108			188
12	Part owners	493					60	9	271			21	30			102
13	Managers	82							51			5	7			19
	Tenants—															
14	Cash	276					27	10	165			2	27			45
15	Other	562					97	19	295			12	29			110
	Crop-specialty farms															
16	Full owners	357	20	9	38	8	29	6	153		15	10	10	7	19	33
17	Part owners	96	2	1	22		7		36		8	1		1	2	16
18	Managers	36	1		1		1		16		1	4	1		4	7
	Tenants—															
19	Cash	40		7	2	1		1	16		1	2	4	2	4	
20	Other	111	3	12	12	1	27	5	25		3	1	3	1	4	14
	Fruit farms															
21	Full owners	355	4	8	8	2	8		289	5	5		3		15	13
22	Part owners	14		1					10		1					2
23	Managers	93			1	1			71				4		4	12
	Tenants—															
24	Cash	9		2	1				4						2	
25	Other	12	1	1	1				6				1		2	
	Truck farms															
26	Full owners	173	1	13			2		92	7	5	9	10		23	11
27	Part owners	46	2	7					25	2	4	3			2	1
28	Managers	70							67				3			
	Tenants—															
29	Cash	97		12		6			56		2	7	2		5	7
30	Other	58		3			1	4	35		3	2	3		3	4
	Dairy farms															
31	Full owners	425		32	4	8	17	2	276	6	13	28	12	9	12	6
32	Part owners	104		8	1				69		5	12	2	5	2	
33	Managers	19			1				12			1	2		2	1
	Tenants—															
34	Cash	146		8	3	4		3	101	1	2	4	9	5	4	2
35	Other	49		2	2		1		39			3	1		1	
	Animal-specialty farms															
36	Full owners	234	12	12	12		12	13	40	11	24	43	28	7	18	2
37	Part owners	35	6	3	3		1		12		5	2	1		2	1
38	Managers	11							7			2			2	
	Tenants—															
39	Cash	26	1		1		3	1	8	2	2	1	2	1	3	1
40	Other	14	1		2		2		3		1	2		1	1	1
	Stock ranches															
41	Full owners	3,009	878	116	445	109	56	46	29	152	870	98	27	52	121	10
42	Part owners	437	59	163	6	3	17	15	10	13	34	24	11	21	61	
43	Managers	103		12	18	7	8		16	4		13	2	2	20	1
	Tenants—															
44	Cash	72	5	17	1	2	3	3	5	9	7	3	2	5	8	2
45	Other	39	4	5			3	2	1	3	3	7	1	2	8	
	Poultry farms															
46	Full owners	505	5	67	6	4	40	9	196	9	6	88	19	1	45	10
47	Part owners	32	2	10	2		2	1	11		1	1	1		1	
48	Managers	13		2					7	1	1	1	1			
	Tenants—															
49	Cash	53		7	1	4			26		1	3	1	2	7	1
50	Other	22		2		1	4	2	7	1	2	2			1	
	Self-sufficing farms															
51	Full owners	577	60	60	21	39	6	9	69	27	54	77	81	9	52	13
52	Part owners	38	10	6	8		1		1	3	5	1	2		1	
	Tenants—															
53	Cash	43		5	3	6	1	2	9		3	3	2	2	7	
54	Other	46	9	4		1	3	1	1	3	5	2		3	12	2
	Abnormal and unclassified farms															
55	Full owners	1,886	230	141	97	55	45	20	490	90	77	131	296	47	108	59
56	Part owners	139	22	20	13		2	2	25	7	18	4	17	3	3	3
57	Managers	106	4	3	6	4	3		30	4	6	8	13	2	13	10
	Tenants—															
58	Cash	279	6	27	10	9	7	3	109	3	4	7	49	12	17	16
59	Other	230	14	13	21	4	22	10	48	6	6	11	48	5	10	12

County Table VIII.—SPECIFIED FARM EXPENDITURES, 1929, BY TYPE OF FARM

[See Note, bottom of p 8]

	Item and type (See definitions in Introduction)	The State		Apache		Cochise		Coconino		Gila		Graham		Greenlee	
		Farms reporting	Expenditures	Farms reporting	Expenditures	Farms reporting	Expenditures	Farms reporting	Expenditures	Farms reporting	Expenditures	Farms reporting	Expenditures	Farms reporting	Expenditures
		Number	Dollars	Number	Dollars	Number	Dollars	Number	Dollars	Number	Dollars	Number	Dollars	Number	Dollars
	Feed														
1	All types	6,885	3,471,950	491	83,442	693	359,090	206	68,299	176	129,365	414	158,564	119	29,695
2	General	533	104,246	29	3,225	91	20,624	14	1,829	5	725	32	5,952	21	3,935
3	Cash-grain	37	18,711	3	205	3	562			1	80	2	425		
4	Cotton	1,517	418,782									175	82,865	20	1,983
5	Crop-specialty	284	63,763	7	655	18	3,471	46	10,464	7	460	29	1,699	1	400
6	Fruit	209	34,299	1	25	6	665	10	1,310			2	118		
7	Truck	313	94,662	1	40	23	5,258			2	330	2	20		
8	Dairy	590	731,054			47	107,983	9	13,420	12	72,784	14	15,116	3	3,570
9	Animal-specialty	179	170,403	4	452	14	3,002	14	5,900			11	2,452	10	1,225
10	Stock-ranch	1,369	508,924	325	58,880	248	85,262	37	17,323	84	30,733	71	26 284	35	10,829
11	Poultry	570	563,824	5	2,265	81	92,305	9	6,867	7	4,424	42	44 067	10	5,983
12	Self sufficing	330	85,681	39	3,278	56	7,329	21	2,631	19	1,733	6	908	8	597
13	Abnormal and unclassified	954	727,601	77	14,417	111	82,629	46	8,555	39	11,091	28	28,663	11	1,173
	Fertilizer														
14	All types	594	178,091	2	590	17	592	4	141	2	270	6	694		
15	General	34	3,097			3	151								
16	Cash grain	2	105	1	90										
17	Cotton	66	14,793									6	694		
18	Crop-specialty	20	4,801					1	25						
19	Fruit	208	102,188					1	50						
20	Truck	112	40,623			4	156								
21	Dairy	9	420			1	15			1	200				
22	Animal-specialty	5	1,500			1	25								
23	Stock-ranch	4	197			3	52								
24	Poultry	8	578			2	28								
25	Self-sufficing	1	4												
26	Abnormal and unclassified	55	7,720	1	500	8	165	2	66	1	70				
	Labor:														
27	All types	6,158	10,388,821	221	129,370	352	206,608	167	113,197	140	103,257	471	496 231	119	44,421
28	General	430	228,360	30	3,886	37	6,637	11	1,247	8	1,254	37	10,682	29	7,761
29	Cash-grain	51	47,364	2	310	3	228			2	290	3	225		
30	Cotton	2,040	5,302,766									295	364,419	33	14,907
31	Crop-specialty	456	515,533	14	2,200	17	15,531	60	14,124	5	544	46	25,369	8	1,687
32	Fruit	362	672,285			3	1,105	7	4,280	3	1,160	1	80		
33	Truck	332	1,261,306	2	122	16	7,599			2	2,000				
34	Dairy	517	550,705			28	28,557	8	5,720	11	23,786	13	13,916	2	1,140
35	Animal-specialty	160	158,844	6	1,720	8	3,063	11	2,006			10	2,530	7	1,707
36	Stock ranch	863	1,115,399	121	107,464	166	121,085	31	67 610	78	64,132	41	70,118	26	15,384
37	Poultry	278	74,338	4	635	27	6,396	5	1,416	1	200	18	4,062	7	1,060
38	Self-sufficing	111	4,699	13	812	12	504	8	200	10	341				
39	Abnormal and unclassified	558	456,922	29	12,221	35	15,903	26	16,524	20	9,550	7	4 830	7	775

	Item and type (See definitions in Introduction)	Maricopa		Mohave		Navajo		Pima		Pinal		Santa Cruz		Yavapai		Yuma	
		Farms reporting	Expenditures	Farms reporting	Expenditures	Farms reporting	Expenditures	Farms reporting	Expenditures	Farms reporting	Expenditures	Farms reporting	Expenditures	Farms reporting	Expenditures	Farms reporting	Expenditures
		Number	Dollars	Number	Dollars	Number	Dollars	Number	Dollars	Number	Dollars	Number	Dollars	Number	Dollars	Number	Dollars
	Feed:																
1	All types	2,693	1,584,717	248	57,548	238	55,943	310	306,612	291	133 057	121	72,487	493	314,052	398	128,079
2	General	198	42,700	11	1,421	30	3,627	14	2,502	25	2,954	10	2,514	37	7,830	16	4,408
3	Cash-grain	26	7,091							2	10,348						
4	Cotton	959	266,637					38	9,397	65	32,052					260	75,848
5	Crop-specialty	113	32,894			5	422	3	140	6	1,405	4	1,085	19	5,251	27	5,417
6	Fruit	148	24,764	4	730	3	80			5	1,551			15	1,802	15	3,254
7	Truck	205	69,907	6	486	5	425	14	2,212	12	6,140			30	6,720	13	3,124
8	Dairy	377	262,598	6	6,030	16	9,631	48	103,363	19	31,485	18	17,631	20	79,451	6	7,987
9	Animal-specialty	59	106,375	6	1 505	9	1,407	12	12,620	12	17,828	4	2,045	22	9,411	2	6,181
10	Stock-ranch	31	44,931	133	33,376	102	18,284	49	13,429	25	12,984	57	41,820	172	108,557	5	6,232
11	Poultry	230	187 486	10	5,646	9	9,348	88	140,425	14	5,048	3	1,930	52	54,410	10	2,720
12	Self-sufficing	48	6,024	19	1,860	19	1,065	10	1,207	22	931	3	225	52	6,748	8	1,130
13	Abnormal and unclassified	399	533,310	47	6,494	40	11,734	40	21,317	84	10,331	22	5,237	74	33,872	36	5,778
	Fertilizer																
14	All types	381	136,498	1	140	2	170	9	1,048	8	1,518			13	1,126	80	33,234
15	General	24	2,205	1	140					1	50			2	280	3	271
16	Cash-grain	1	15														
17	Cotton	34	6,352					3	677	1	70					32	6,970
18	Crop-specialty	7	1,222													12	2,554
19	Fruit	185	83,978							2	600			3	275	17	17,285
20	Truck	91	36,834					1	10	4	798			4	452	8	2,373
21	Dairy	7	205														
22	Animal-specialty	2	1,350			1	25							1	100		
23	Stock-ranch					1	145										
24	Poultry	5	515					1	30								
25	Self-sufficing													1	4		
26	Abnormal and unclassified	35	3,792					4	331					1	15	8	2,781
	Labor:																
27	All types	2,962	3,257,228	104	50,806	152	55,490	245	481,793	237	568,675	88	73,834	394	373,454	617	1,440,518
28	General	172	140,216	3	86	25	3,297	8	2,495	18	18,947	7	2,560	22	3,745	23	25,547
29	Cash-grain	37	32,739							4	13,572						
30	Cotton	1,153	3,436,598					58	171,577	89	324,806					412	996,460
31	Crop-specialty	182	290,019			10	930	11	26,174	10	6,052	6	2,730	22	16,590	65	112,893
32	Fruit	302	584,936	1	40	1	30			6	35,490			14	8,193	24	36,973
33	Truck	245	970,194	3	350	6	860	12	11,410	10	60,210			17	3,370	20	205,191
34	Dairy	357	318,308	3	1,765	11	5,945	36	74,170	14	27,566	8	3,725	17	30,827	9	15,290
35	Animal-specialty	69	111,653	3	1,780	15	1,201	8	8,750	8	5,808	3	770	19	11,175	3	6,656
36	Stock-ranch	33	136,715	65	38,944	51	27 878	50	102,618	25	45,510	47	45,732	123	276,068	6	8,140
37	Poultry	138	37,546	4	402	3	2,626	33	12,076	6	1,268	1	207	24	5,192	7	1,250
38	Self-sufficing	29	1,304	6	317	5	263	8	375	5	126	1	50	9	330	6	77
39	Abnormal and unclassified	255	216,981	17	7,122	26	12,477	21	72,148	32	23,317	13	18,060	27	17,983	43	23,051

UTAH

UTAH

COUNTIES, PRINCIPAL CITIES, RIVERS, AND MOUNTAINS

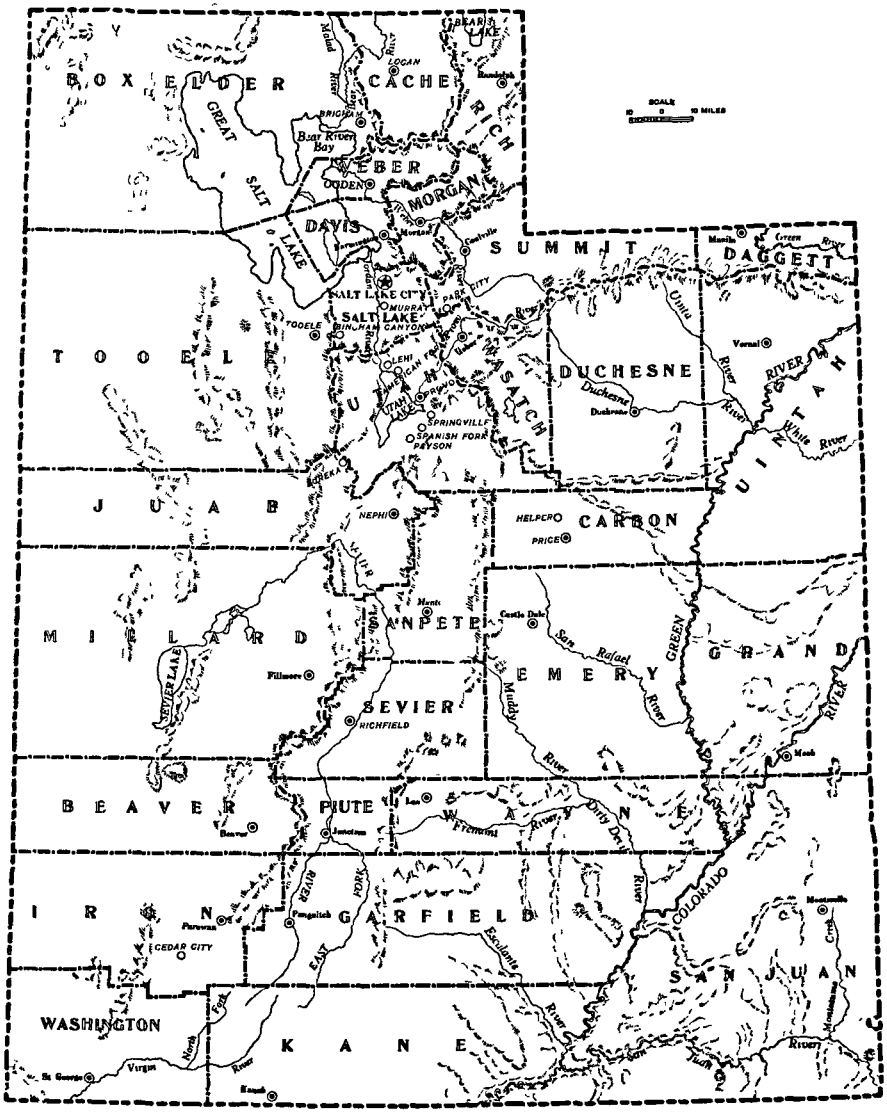

COUNTY TABLE I.—FARMS AND FARM ACREAGE, 1930 AND 1929, BY TYPE OF FARM

[See NOTE, bottom of p 8]

	ITEM AND TYPE OF FARM (See definitions in Introduction)	THE STATE	Beaver	Box Elder	Cache	Carbon	Daggett	Davis	Duchesne	Emery	Garfield
	FARMS, BY TYPE 1930	*Number*	*Number*	*Number*	*Number*	*Number*	*Number*	*Number*	*Number*	*Number*	*Number*
1	All types	27,159	395	1,977	2,372	285	69	1,481	1,050	758	513
2	General	5,400	51	372	353	49	6	215	334	311	90
3	Cash-grain	1,609		501	263	19	6	12	13	62	7
4	Crop-specialty	4,005	50	396	467	58	11	316	132	32	50
5	Fruit	990		116	24	1		140	1	11	
6	Truck	725	2	30	17			269		4	
7	Dairy	3,373	150	121	802	26	1	139	173	24	9
8	Animal-specialty	2,106	28	64	46	7	3	54	77	62	50
9	Stock-ranch	2,388	48	119	44	32	18	2	149	65	177
10	Poultry	1,830	7	118	133	2		72	7	14	
11	Self-sufficing	922	8	15	19	19		20	80	61	49
12	Abnormal	3,183	40	106	185	52	3	178	37	94	78
13	Institution or country estate	8			1	1		1			
14	Part-time	3,078	38	91	179	50	3	165	36	91	78
15	Boarding and lodging	17			1					1	
16	Horse farm, feed lot, or livestock dealer	80	2	15	4	1		12	1	2	
17	Unclassified	628	11	19	19	20	4	44	47	18	3
	FARM LAND, BY TYPE										
	All land in farms, 1930,	*Acres*	*Acres*	*Acres*	*Acres*	*Acres*	*Acres*	*Acres*	*Acres*	*Acres*	*Acres*
18	All types	5,613,101	67,075	657,896	392,068	80,889	34,832	162,357	173,666	115,067	111,421
19	General	644,778	4,946	63,298	89,282	4,903	927	13,489	49,693	39,414	13,976
20	Cash-grain	538,392		250,911	77,378	1,597	1,972	2,514	1,839	15,354	1,000
21	Crop-specialty	436,774	5,588	56,049	40,882	6,778	2,977	17,792	17,461	5,117	7,670
22	Fruit	39,656		7,919	485			8,886		643	
23	Truck	26,553		1,233	354			7,392		2,668	
24	Dairy	330,348	14,165	13,338	64,707	4,297		10,358	27,666	3,513	1,555
25	Animal-specialty	346,113	4,017	16,568	10,346	965	489	8,309	13,884	8,506	6,512
26	Stock ranch	2,874,261	21,766	228,384	148,489	7,072	17,357	90,931	46,863	24,548	68,499
27	Poultry	70,216	989	4,766	4,717			1,551	1,325	1,558	
28	Self-sufficing	64,101	780	1,642	374	695		542	6,742	5,733	4,677
29	Abnormal	147,756	3,223	7,536	3,296	2,652	399	2,903	3,306	5,603	7,322
30	Part-time	140,290	3,223	5,946	3,220	2,652	399	2,389	3,306	5,603	7,322
31	Boarding and lodging	560									
32	Horse farm, feed lot, or livestock dealer	6,906		1,590	76			514			
33	Unclassified	94,153	11,601	6,250	1,758	1,910	711	2,690	4,888	2,410	210
	Average acres per farm, 1930										
34	All types	207	170	333	165	108	478	110	165	152	217
35	General	119	97	170	111	100	155	63	149	127	155
36	Cash-grain	335		501	294	84	329	210	141	248	143
37	Crop-specialty	109	112	142	88	117	271	56	132	160	153
38	Fruit	40		68	20			28		58	
39	Truck	37		41	21			27		667	
40	Dairy	98	94	110	81	165		75	160	146	173
41	Animal-specialty	164	143	259	225	138	163	154	180	137	130
42	Stock-ranch	1,204	453	1,919	3,375	221	964	4,133	315	378	387
43	Poultry	38	141	40	35			22	189	111	
44	Self-sufficing	70	98	109	20	37		27	84	94	95
45	Abnormal	47	85	71	18	53	133	16	92	62	94
	Crop land harvested, 1929										
46	All types	1,159,890	18,834	164,168	121,584	8,872	4,631	35,590	54,008	30,762	18,864
47	General	225,575	2,166	20,420	18,322	1,610	247	6,497	17,165	12,780	3,883
48	Cash-grain	186,228		80,238	33,417	796	406	1,316	816	3,608	331
49	Crop-specialty	196,855	3,103	25,159	26,842	2,620	986	11,324	7,598	1,933	2,223
50	Fruit	18,241		2,716	324			1,904		261	
51	Truck	13,518		757	255			4,448		212	
52	Dairy	129,070	6,646	4,327	31,467	1,558		3,847	9,751	813	380
53	Animal-specialty	130,149	1,665	5,928	4,174	189	135	3,256	4,380	2,946	2,335
54	Stock-ranch	176,161	4,240	10,151	3,094	837	2,637	658	10,422	3,871	7,706
55	Poultry	25,974	157	1,938	1,969			632	242	426	
56	Self-sufficing	13,412	155	173	133	200		232	1,797	1,389	934
57	Abnormal	34,909	523	1,652	1,323	703	62	1,385	657	1,842	1,061
58	Part time	30,861	523	822	1,271	703	62	961	657	1,842	1,061
59	Boarding and lodging	70									
60	Horse farm, feed lot, or livestock dealer	3,978		830	52			434			
61	Unclassified	7,768	179	709	244	159	58	91	1,180	683	11
	Plowable pasture, 1929.										
62	All types	223,906	4,303	34,306	13,597	4,348	905	6,814	12,035	6,396	3,789
63	General	35,184	226	3,551	1,595	142	75	1,025	2,849	2,729	829
64	Cash-grain	16,628		9,393	1,344	128	60	90	301	717	80
65	Crop-specialty	22,496	56	2,764	3,140	1,349	210	844	623	236	191
66	Fruit	3,931		1,706	73			246		4	
67	Truck	1,188		133	2			434		43	
68	Dairy	28,676	506	937	4,151	963		2,212	2,163	408	41
69	Animal-specialty	19,223	152	361	480	22	20	726	1,598	720	256
70	Stock ranch	72,915	2,971	3,897	2,524	1,213	150	57	2,721	604	2,048
71	Poultry	4,887	18	172	90			133	24	83	
72	Self-sufficing	3,470	40	12	9	13		144	400	345	117
73	Abnormal	11,141	234	281	134	106	295	345	711	430	227
74	Unclassified	5,406		1,001	46	412	95	658	535	77	
	Other pasture (excl. woodland), 1929										
75	All types	3,258,558	27,178	341,179	175,949	7,940	18,617	103,386	64,878	24,010	71,848
76	General	219,434	790	27,510	10,333	1,490	431	3,003	13,101	5,568	7,040
77	Cash-grain	137,260		68,856	15,101	144	480	209	234	1,175	306
78	Crop-specialty	123,530	916	18,452	4,275	850	991	2,537	2,753	1,171	3,852
79	Fruit	7,941		1,482	21			403		278	
80	Truck	4,419		191	49			735			
81	Dairy	104,171	3,339	4,606	15,664	365		2,325	9,186	559	973
82	Animal-specialty	130,447	1,010	7,815	4,428	165	40	2,991	4,237	1,537	2,846
83	Stock-ranch	2,391,306	10,469	205,063	121,516	3,018	12,953	89,138	23,273	10,146	48,800
84	Poultry	19,849	117	1,120	944			317	648	259	
85	Self-sufficing	23,138	195	1,326	25	134		45	1,437	1,315	2,812
86	Abnormal	57,048	1,031	3,515	1,230	631		580	652	1,092	5,029
87	Unclassified	48,142	9,319	1,309	1,363	408	92	1,108	1,457	880	190

COUNTY TABLE I.—FARMS AND FARM ACREAGE, 1930 AND 1929, BY TYPE OF FARM—Continued

[See NOTE, bottom of p 8]

	ITEM AND TYPE OF FARM (See definitions in Introduction)	Grand	Iron	Juab	Kane	Millard	Morgan	Piute	Rich	Salt Lake	San Juan
	FARMS, BY TYPE, 1930	*Number*	*Number*	*Number*	*Number*	*Number*	*Number*	*Number*	*Number*	*Number*	*Number*
1	All types	157	598	496	200	1,243	247	339	373	2,932	442
2	General	11	83	89	16	248	68	46	34	343	37
3	Cash grain	16	2	159		33		6	7	93	26
4	Crop-specialty	12	42	24	17	307	28	22	18	432	40
5	Fruit	2				1				94	
6	Truck				1		25			105	1
7	Dairy		44	27	3	184	62	26	22	331	8
8	Animal-specialty	10	133	59		163	15	20	18	53	42
9	Stock-ranch	56	162	36	92	119	19	60	109	29	151
10	Poultry	6	9	19	1	24	22	6	4	613	5
11	Self-sufficing	5	38	14	14	43		8	5	74	15
12	Abnormal	22	71	62	52	113	7	27	43	627	61
13	Institution or country estate		1							2	
14	Part-time	22	70	61	51	108	7	23	43	617	61
15	Boarding and lodging			1	1	1				2	
16	Horse farm, feed lot, or livestock dealer					4		4		6	
17	Unclassified	17	14	7	4	8	1	8	13	138	46
	FARM LAND, BY TYPE										
	All land in farms, 1930	*Acres*	*Acres*	*Acres*	*Acres*	*Acres*	*Acres*	*Acres*	*Acres*	*Acres*	*Acres*
18	All types	33,128	354,223	159,555	112,752	268,668	126,685	40,132	381,236	134,582	110,477
19	General	2,120	15,678	17,931	7,658	38,384	14,422	5,227	5,487	16,829	14,597
20	Cash-grain	1,576		60,312		10,068		535	3,294	24,261	15,769
21	Crop-specialty	1,312	8,418	5,120	5,712	48,723	6,515	2,190	8,324	29,792	11 983
22	Fruit									3,442	
23	Truck						2,310			1,840	
24	Dairy		5,997	2,591	718	19,263	15,623	2,938	3,654	19,332	1,805
25	Animal-specialty	2,051	28,219	12,002		33,166	5,996	3,330	2,977	5,008	5,102
26	Stock-ranch	21,572	272,394	50,411	89,859	103,643	79 199	20,085	337,929	10,615	32,918
27	Poultry	215	3,056	1,412		2,381	2,449	884	423	10,279	1,339
28	Self-sufficing	935	7,037	956	918	2,816		591	634	1,481	2,157
29	Abnormal	1,038	9,645	6,005	5,856	9,401	21	2,795	5,758	7,763	11,571
30	Part-time	1,038	9,645	6,005	5,856	8,248	21	925	5,758	7,494	11,571
31	Boarding and lodging										
32	Horse farm, feed lot, or livestock dealer					1,153		1,870		279	
33	Unclassified	2,309	3,779	2,815	2,031	821	150	1,557	12,756	3,937	12,145
	Average acres per farm, 1930										
34	All types	211	592	322	564	216	513	175	1,396	46	250
35	General	193	189	201	479	155	212	114	161	49	395
36	Cash grain	99		379		305		89	471	261	438
37	Crop-specialty	109	200	213	336	159	233	100	462	69	300
38	Fruit									37	
39	Truck						92			18	
40	Dairy		136	96	239	105	252	113	166	58	237
41	Animal-specialty	205	212	203		203	400	167	165	94	122
42	Stock-ranch	385	1,681	1,400	977	871	4,168	335	3,100	366	218
43	Poultry	36	340	74		99	111	147	106	17	268
44	Self-sufficing	187	185	68	66	65		74	127	20	144
45	Abnormal	47	138	98	115	84	3	104	134	12	190
	Crop land harvested, 1929										
46	All types	4,960	22,698	36,660	5,834	74,222	11,979	12,936	48,969	60,122	15 833
47	General	424	3,095	5,072	518	13,631	3,168	2,322	2,024	9,139	2,220
48	Cash grain	821		20,330		2,507		259	980	10,256	3,464
49	Crop-specialty	596	2,677	1,466	657	21,911	1,466	1,006	2,348	15,319	2,446
50	Fruit									1,613	
51	Truck						712			1,439	
52	Dairy		1,723	906	44	7,941	2,394	1,199	1,531	9 076	294
53	Animal-specialty	748	7,144	3,907		11,654	1,153	1,475	1,406	2,452	1,246
54	Stock-ranch	804	6,080	3,318	3,705	11,433	2,442	5,345	39,883	1,077	3,734
55	Poultry	115	120	457		1,025	508	330	101	5,644	249
56	Self-sufficing	44	781	201	225	958		125	21	397	221
57	Abnormal	146	862	950	596	3,107	14	738	675	3,321	1,195
58	Part-time	146	862	950	596	2,097	14	251	675	3,188	1,195
59	Boarding and lodging										
60	Horse farm, feed lot, or livestock dealer					1,010		487		133	
61	Unclassified	562	216	53	89	55	25	137		387	753
	Plowable pasture, 1929										
62	All types	1,902	34,240	4,255	1,512	9,752	727	643	7,541	7,575	3,468
63	General	10	2,558	303	136	1,632	220	67	112	1,253	672
64	Cash-grain	319		1,193		263				76	297
65	Crop-specialty	77	2,221	30	154	1,175	130	97	24	740	573
66	Fruit									588	
67	Truck						24			30	
68	Dairy		1,603	99	31	1,669	236	5	260	2,257	
69	Animal-specialty	88	3,866	344		1,873	63	144	100	95	126
70	Stock ranch	563	21,688	1,624	918	2,903	52	231	6,196	129	506
71	Poultry	30	304	30		10	2			706	400
72	Self-sufficing	12	445		10	73			5	98	108
73	Abnormal	35	1,225	532	263	129		92	284	1,433	465
74	Unclassified	68	330	100		25		7	560	170	320
	Other pasture (excl. woodland), 1929										
75	All types	23,231	251,728	82,356	103,546	190,023	88,803	15,467	318,018	25,597	54,112
76	General	903	5,719	8,025	6,649	12,617	8,229	1,087	2,826	2,240	5,482
77	Cash-grain	136		17,772		3,464		39	1,645	1,893	4,847
78	Crop-specialty	410	985	2,725	4,761	9,772	4,328	190	5,445	6,887	4,366
79	Fruit									167	
80	Truck						1,416			94	
81	Dairy		909	695	638	4,274	11,847	737	1,547	4,409	884
82	Animal-specialty	839	9,074	4,208		10,105	4,379	798	1,346	1,106	2,596
83	Stock-ranch	18,637	226,271	44,316	84,248	75,672	56,772	10,852	288,361	6,293	24,497
84	Poultry	1	1,725	271		489	1,701	160	817	1,355	130
85	Self-sufficing	760	1,934	430	585	572		171	572	139	630
86	Abnormal	394	4,091	2,794	4,760	2,790		723	4,484	662	5,511
87	Unclassified	1,161	1,020	1,120	1,905	268	121	710	11,476	353	5,179

COUNTY TABLE I.—FARMS AND FARM ACREAGE, 1930 AND 1929, BY TYPE OF FARM—Continued

[See NOTE, bottom of p. 8]

	ITEM AND TYPE OF FARM (See definitions in Introduction)	Sanpete	Sevier	Summit	Tooele	Uintah	Utah	Wasatch	Washington	Wayne	Weber
	FARMS, BY TYPE, 1930	*Number*	*Number*	*Number*	*Number*	*Number*	*Number*	*Number*	*Number*	*Number*	*Number*
1	All types	1,708	1,038	509	434	1,076	3,561	450	656	256	1,776
2	General	415	219	92	46	288	846	118	187	52	381
3	Cash-grain	111	32	-	31	24	130	-	16	4	26
4	Crop-specialty	119	252	21	43	147	529	46	42	17	335
5	Fruit	-	2	-	5	8	428	-	32	4	121
6	Truck	26	6	-	-	-	99	-	14	-	126
7	Dairy	163	100	144	36	142	225	82	11	13	305
8	Animal-specialty	328	259	100	46	112	124	73	27	87	46
9	Stock-ranch	217	38	61	79	105	162	55	98	31	35
10	Poultry	54	47	34	17	-	479	17	17	-	103
11	Self-sufficing	55	20	5	25	98	86	8	73	21	44
12	Abnormal	191	49	50	90	122	403	49	133	18	220
13	Institution or country estate	-	-	-	-	-	1	-	1	-	-
14	Part-time	190	42	49	90	122	382	48	130	18	213
15	Boarding and lodging	-	2	1	-	-	4	1	2	-	-
16	Horse farm, feed lot, or livestock dealer	1	5	-	-	-	16	-	-	-	7
17	Unclassified	24	14	2	16	30	50	2	6	9	34
	FARM LAND, BY TYPE										
	All land in farms, 1930	*Acres*	*Acres*	*Acres*	*Acres*	*Acres*	*Acres*	*Acres*	*Acres*	*Acres*	*Acres*
18	All types	466,908	121,791	202,893	138,134	150,107	469,485	131,547	120,751	36,475	319,164
19	General	61,833	14,903	16,899	16,134	33,819	62,223	12,029	26,703	5,660	26,315
20	Cash-grain	19,076	5,157	-	13,299	3,224	19,272	-	4,032	405	5,547
21	Crop-specialty	12,384	20,241	2,460	14,882	22,927	42,862	3,992	5,477	2,258	20,883
22	Fruit	-	-	-	2,734	359	12,539	-	1,990	263	5,396
23	Truck	2,969	61	-	-	-	2,973	-	352	-	4,401
24	Dairy	14,021	6,813	22,799	7,729	18,508	13,971	8,078	1,638	2,145	23,036
25	Animal-specialty	53,433	38,064	16,469	7,509	15,159	17,290	8,459	2,607	12,475	7,199
26	Stock-ranch	284,999	25,455	137,551	63,336	40,184	270,753	95,117	57,264	7,847	219,218
27	Poultry	3,796	1,697	3,745	2,207	-	14,198	2,100	2,325	-	2,804
28	Self-sufficing	2,271	662	246	2,080	7,037	2,658	221	7,138	2,365	713
29	Abnormal	8,753	2,018	2,615	7,100	6,279	7,707	1,834	10,846	1,754	3,207
30	Part time	8,753	1,592	2,615	7,100	6,279	6,426	1,384	10,846	1,754	2,930
31	Boarding and lodging	-	-	-	-	-	560	-	-	-	-
32	Horse farm, feed lot, or livestock dealer	-	426	-	-	-	721	-	-	-	277
33	Unclassified	2,673	6,650	39	1,124	2,611	3,039	167	379	1,308	440
	Average acres per farm, 1930										
34	All types	274	117	398	318	140	132	292	184	142	180
35	General	149	68	184	351	117	74	102	143	109	69
36	Cash-grain	172	161	-	429	134	148	-	252	101	213
37	Crop-specialty	104	80	117	346	156	81	87	130	133	62
38	Fruit	-	-	-	547	45	29	-	62	66	45
39	Truck	114	10	-	-	-	30	-	25	-	35
40	Dairy	86	68	158	215	130	62	99	149	165	76
41	Animal-specialty	163	147	165	163	135	139	116	97	143	157
42	Stock ranch	1,313	670	2,255	802	383	1,671	1,729	584	253	6,263
43	Poultry	70	36	110	130	-	30	124	137	-	27
44	Self-sufficing	41	33	49	83	72	31	28	98	113	16
45	Abnormal	46	48	53	79	51	19	29	83	97	15
	Crop land harvested, 1929										
46	All types	81,918	49,401	28,960	24,036	47,490	97,834	18,746	11,988	12,504	46,557
47	General	20,307	8,194	4,679	3,233	14,452	27,840	4,807	3,992	2,201	11,157
48	Cash-grain	7,013	2,295	-	4,835	1,337	7,603	-	956	207	2,427
49	Crop-specialty	6,079	13,235	1,306	2,118	9,918	20,096	2,495	1,165	924	9,869
50	Fruit	-	-	-	417	100	7,833	-	474	62	2,537
51	Truck	1,188	42	-	-	-	1,930	-	132	-	2,403
52	Dairy	6,109	3,586	8,593	1,828	5,559	6,496	2,805	198	678	9,319
53	Animal-specialty	20,162	17,743	6,487	2,445	7,106	7,008	4,200	658	5,335	2,812
54	Stock-ranch	15,676	2,440	6,226	7,123	5,099	7,508	3,201	2,526	2,020	2,905
55	Poultry	1,132	840	903	272	-	6,619	541	334	-	1,310
56	Self-sufficing	954	196	58	234	1,674	902	100	534	547	229
57	Abnormal	2,862	721	696	1,474	1,731	3,325	540	941	348	1,459
58	Part-time	2,862	433	696	1,474	1,731	2,648	540	941	348	1,322
59	Boarding and lodging	-	-	-	-	-	70	-	-	-	-
60	Horse farm, feed lot, or livestock dealer	-	288	-	-	-	607	-	-	-	137
61	Unclassified	434	109	12	57	444	674	57	78	182	130
	Plowable pasture, 1929										
62	All types	7,444	6,075	5,685	19,583	10,113	11,447	5,370	8,808	237	6,545
63	General	1,328	829	989	4,297	2,320	2,601	904	2,970	58	1,813
64	Cash-grain	195	167	-	714	272	366	-	495	-	158
65	Crop-specialty	106	1,135	189	2,188	735	1,705	420	457	-	927
66	Fruit	-	-	-	805	19	226	-	84	-	180
67	Truck	8	-	-	-	-	227	-	-	-	287
68	Dairy	545	591	2,134	1,912	1,713	613	2,027	16	15	1,569
69	Animal-specialty	1,618	2,252	582	552	1,077	1,007	621	125	-	255
70	Stock-ranch	3,016	787	1,527	7,338	2,347	3,265	752	1,797	39	1,072
71	Poultry	316	347	109	787	-	689	146	579	-	103
72	Self-sufficing	70	46	3	362	539	68	7	586	25	33
73	Abnormal	216	41	137	511	520	467	403	1,497	100	128
74	Unclassified	126	-	15	117	571	213	-	-	-	20
	Other pasture (excl. woodland), 1929										
75	All types	321,873	39,181	159,081	67,568	58,108	268,968	97,294	68,356	7,854	244,743
76	General	29,997	3,288	9,411	4,360	7,821	17,420	2,432	11,318	770	9,564
77	Cash-grain	8,768	1,535	-	1,423	618	4,293	-	1,800	10	2,470
78	Crop-specialty	3,068	3,291	722	8,742	6,545	16,157	501	2,373	388	5,087
79	Fruit	-	-	-	850	81	2,351	-	669	10	1,631
80	Truck	567	-	-	-	-	401	-	68	-	808
81	Dairy	4,659	1,826	9,894	3,153	5,276	4,000	2,625	673	517	7,601
82	Animal-specialty	23,023	9,941	7,530	1,980	3,840	6,385	2,690	1,077	2,094	2,396
83	Stock-ranch	243,495	13,646	126,102	42,733	26,004	229,270	87,679	41,731	3,044	213,175
84	Poultry	1,088	336	2,075	695	-	3,945	935	230	-	904
85	Self-sufficing	886	136	177	1,175	2,295	541	77	3,727	882	158
86	Abnormal	3,718	600	1,180	2,019	1,437	2,347	345	4,647	67	829
87	Unclassified	1,604	4,532	-	452	191	1,842	-	43	72	78

COUNTY TABLE II.—VALUE OF SPECIFIED FARM PROPERTY, 1930, BY TYPE OF FARM

[See NOTE, bottom of p 8]

	ITEM AND TYPE OF FARM (See definitions in Introduction)	THE STATE	Beaver	Box Elder	Cache	Carbon	Daggett	Davis
	Land buildings	*Dollars*	*Dollars*	*Dollars*	*Dollars*	*Dollars*	*Dollars*	*Dollars*
1	All types	221 223, 179	3, 095, 781	21, 521, 026	24, 049, 060	1, 513, 530	481, 615	15, 162, 142
2	General	40, 078, 354	341, 240	3, 590, 711	3, 743, 380	286, 800	29 100	2, 138, 937
3	Cash-grain	17, 934, 541		7 294 400	3, 724, 150	85, 150	70, 000	183, 560
4	Crop-specialty	37, 029, 407	523, 490	4, 266, 020	5, 597, 877	335, 000	66, 510	4, 211, 278
5	Fruit	9 313, 062		1, 008, 300	190, 925			1, 212, 295
6	Truck	5, 693, 856		251, 000	77, 200			2, 202, 741
7	Dairy	28, 880, 308	1, 027, 350	918, 230	7, 586, 502	272, 050		1, 400, 800
8	Animal-specialty	19, 166 910	301, 270	967, 320	641, 102	49 000	19, 500	977, 060
9	Stock ranch	31, 420, 571	629, 791	1, 899, 362	966 399	132, 650	278, 005	803 048
10	Poultry	11, 786 954	28, 700	667, 095	734, 200			536 870
11	Self-sufficing	3, 070, 255	41, 135	40, 430	59, 700	65, 650		122, 375
12	Abnormal	13, 021, 668	138, 550	505 140	609, 315	212, 900	5, 500	951, 448
13	Part time	12, 021, 775	138, 550	291, 340	574, 310	212, 900	5, 500	799, 615
14	Boarding and lodging	116 500						
15	Horse farm, feed lot, or livestock dealer	883, 393		213, 800	35, 005			151, 833
16	Unclassified	3, 827, 286	64, 255	123, 018	118, 310	74, 530	13, 000	441, 700
	Land and buildings, per farm							
17	All types	8, 145	7 837	10, 898	10, 139	5, 311	9 262	10, 238
18	General	7, 422	6, 691	9, 652	10, 604	5, 849	4, 850	9 949
19	Cash grain	11, 160		14, 540	14, 160	4 482	11 667	13, 630
20	Crop-specialty	9, 246	10, 470	10 773	11, 987	5, 776	6, 046	13, 327
21	Fruit	9, 474		8, 692	7, 955			8, 656
22	Truck	7, 897		5, 367	4, 541			8 169
23	Dairy	8, 505	6, 849	7, 589	9 459	10, 463		10 078
24	Animal-specialty	9, 101	10, 760	15 114	13 937	7, 000	6, 500	18, 094
25	Stock ranch	13, 158	13, 121	15 961	21, 964	4, 145	15, 445	36, 502
26	Poultry	6 452	4, 100	5, 653	5, 520			7, 457
27	Self-sufficing	3, 320	5, 142	2, 695	3, 142	3, 455		6, 119
28	Abnormal	4, 127	3, 646	4, 765	3, 330	4, 258	1, 833	5, 375
	Land and buildings, per acre							
29	All types	39	46	33	61	49	19	88
30	General	62	69	57	95	58	31	159
31	Cash grain	33		29	48	53	35	65
32	Crop-specialty	85	94	76	137	49	22	237
33	Fruit	235		127	394			312
34	Truck	214		204	218			298
35	Dairy	87	73	69	117	63		135
36	Animal-specialty	55	75	58	62	51	40	118
37	Stock-ranch	11	29	8	7	19	16	9
38	Poultry	168	29	140	156			346
39	Self-sufficing	48	53	25	160	94		226
40	Abnormal	88	43	67	185	80	14	328
	Farm buildings (including dwellings)							
41	All types	46 881, 887	505, 140	3, 714, 003	5, 251 483	317, 997	69, 900	3, 366, 041
42	General	8, 745, 115	56, 870	812, 755	826, 680	53 500	12, 950	456, 852
43	Cash-grain	2, 360, 538		866, 094	589, 780	10, 915	9 225	36 209
44	Crop-specialty	6 401 930	49, 445	685 290	1, 001, 940	42, 550	7, 575	698, 685
45	Fruit	2, 353, 314		187, 632	57, 900			353, 950
46	Truck	1, 284, 587		53 850	20, 225			517, 310
47	Dairy	6, 787 728	184, 985	240, 490	1, 893, 733	72, 550		314, 795
48	Animal-specialty	3, 306 749	59, 390	158, 847	102 350	14 250	1 350	151, 210
49	Stock ranch	3 755, 245	81, 450	215, 855	97 700	13, 550	36, 350	59, 350
50	Poultry	5, 242, 561	6, 250	801, 550	335, 125			244 150
51	Self-sufficing	904, 885	10, 470	12, 650	22, 250	20, 800		52, 600
52	Abnormal	4, 701, 381	39, 890	163, 190	278, 100	71, 782	850	334, 730
53	Part-time	4, 465 081	39, 890	109, 390	268, 100	71, 782	850	298, 530
54	Boarding and lodging	21, 375						
55	Horse farm, feed lot, or livestock dealer	214, 925		53 800	10, 000			36, 200
56	Unclassified	1, 037, 834	16, 390	16, 000	25, 700	17, 800	1, 600	146, 200
	Farmers' dwellings							
57	All types	32, 290 238	348, 080	2, 575, 241	3, 503, 843	203, 250	37, 200	2, 555 485
58	General	6, 110 818	40, 895	559, 104	541, 075	42, 450	8 456	332, 575
59	Cash grain	1, 590, 200		607, 140	371, 130	5, 900	3, 800	24, 500
60	Crop-specialty	4, 482, 015	39, 290	464 560	667, 150	26, 050	4, 800	514, 950
61	Fruit	1, 758, 282		134, 575	40, 500			208, 850
62	Truck	982, 465		42, 600	15, 850			430, 900
63	Dairy	4, 446, 673	126, 660	171, 680	1, 270, 713	28, 575		227 700
64	Animal-specialty	2, 213 789	35, 875	108 620	72, 200	5, 000	800	106 350
65	Stock ranch	2, 301, 580	54, 450	138, 125	66, 950	6, 250	17 975	38, 050
66	Poultry	8, 307, 276	4 300	295 887	203 800			174, 150
67	Self-sufficing	707, 312	6, 470	10, 550	18, 600	13, 475		47, 800
68	Abnormal	3 681 722	20, 085	121, 200	224, 525	62, 425	600	281, 160
69	Part-time	3, 535, 422	20, 085	84, 200	216, 525	62, 425	600	260, 560
70	Boarding and lodging	4, 800						
71	Horse farm, feed lot, or livestock dealer	141, 500		37, 000	8, 000			20, 600
72	Unclassified	648, 025	11, 035	11, 200	11, 350	11, 925	775	75, 800
	Implements and machinery							
73	All types	13, 636, 571	181, 637	1 679, 847	1, 255, 090	123, 007	47 005	911, 782
74	General	2, 523 711	20, 950	250 346	189, 255	19, 297	2, 700	143, 610
75	Cash-grain	1, 512, 838		693, 780	241 492	8, 725	2, 450	20, 015
76	Crop-specialty	2, 285 901	22, 882	328 569	327, 879	28, 075	13, 400	273, 100
77	Fruit	498 678		39 436	4 135			63 745
78	Truck	358, 240		34, 075	2, 615			139, 477
79	Dairy	1 683 225	66 115	63, 860	370, 016	25, 510		68 441
80	Animal-specialty	1, 271, 958	21 050	59 334	20, 635	3, 125	1 600	60, 540
81	Stock ranch	1, 689 428	28, 645	107 986	44 085	18, 050	23, 450	37, 795
82	Poultry	703, 100	1 500	39, 716	30, 303			34, 755
83	Self-sufficing	175, 550	6, 370	3, 630	1 500	1, 210		5, 090
84	Abnormal	761, 802	12, 240	36, 315	19, 810	12, 520	1 300	54 453
85	Unclassified	174, 170	1, 885	22, 500	3, 365	6, 495	2, 105	10, 820

COUNTY TABLE II.—VALUE OF SPECIFIED FARM PROPERTY, 1930, BY TYPE OF FARM—Continued

[See NOTE, bottom of p 8]

	ITEM AND TYPE OF FARM (See definitions in Introduction)	Duchesne	Emery	Garfield	Grand	Iron	Juab	Kane	Millard
	Land and buildings	*Dollars*	*Dollars*	*Dollars*	*Dollars*	*Dollars*	*Dollars*	*Dollars*	*Dollars*
1	All types	5,247,800	3,147,189	3,339,516	590,154	5,501,317	4,243,748	1,185,095	9,130,078
2	General	1,631,332	1,191,002	400,730	57,200	532,105	675,729	103,800	1,577,918
3	Cash-grain	70,200	334,000	14,600	96,200		1,594,825		210,640
4	Crop-specialty	906,065	138,700	182,250	47,750	418,013	149,911	82,700	2,668,524
5	Fruit		45,800						
6	Truck		109,200						
7	Dairy	883,700	99,915	30,700		284,250	135,524	17,000	1,007,995
8	Animal-specialty	446,133	269,850	344,250	50,400	1,116,200	482,140		1,306,727
9	Stock-ranch	1,125,260	436,800	1,083,736	138,379	2,710,082	885,459	790,855	1,643,969
10	Poultry	46,200	64,900		17,100	59,200	85,350		124,335
11	Self-sufficing	192,590	155,000	114,600	6,400	112,167	44,299	45,475	141,825
12	Abnormal	94,500	244,460	166,450	36,225	211,090	163,701	116,335	428,345
13	Part-time	94,500	244,460	166,450	36,225	211,090	163,701	116,335	324,345
14	Boarding and lodging								
15	Horse farm, feed lot, or livestock dealer								104,000
16	Unclassified	151,800	57,555	2,200	70,500	58,120	26,810	28,860	19,800
	Land and buildings, per farm								
17	All types	4,998	4,152	4,560	3,313	9,200	8,556	5,925	7,345
18	General	4,884	3,830	4,453	5,200	6,411	7,592	6,488	6,363
19	Cash-grain	5,400	5,387	2,085	6,013		10,030		6,383
20	Crop-specialty	4,591	4,334	3,645	3,979	9,953	6,246	4,865	8,692
21	Fruit		4,164						
22	Truck		27,300						
23	Dairy	5,108	4,163	3,411		6,460	5,019	5,667	5,478
24	Animal specialty	5,794	4,352	6,885	5,040	8,393	8,172		8,017
25	Stock ranch	7,652	6,720	6,123	2,471	16,729	24,596	8,596	13,815
26	Poultry	6,600	4,636		2,850	6,578	4,492		5,181
27	Self-sufficing	2,407	2,541	2,339	1,280	2,852	3,164	3,248	3,298
28	Abnormal	2,625	2,686	2,134	1,647	3,016	2,684	2,281	3,825
	Land and buildings, per acre								
29	All types	30	27	21	16	16	27	11	34
30	General	33	30	29	27	34	38	14	41
31	Cash-grain	38	22	15	61		26		21
32	Crop-specialty	35	27	24	36	50	29	14	55
33	Fruit		71						
34	Truck		41						
35	Diary	32	28	20		47	52	24	52
36	Animal-specialty	32	32	53	25	40	40		39
37	Stock-ranch	24	18	16	6	10	18	9	16
38	Poultry	35	42		80	19	60		52
39	Self-sufficing	29	27	25	7	16	46	50	50
40	Abnormal	29	44	23	35	22	27	20	46
	Farm buildings (including dwellings)								
41	All types	868,740	862,160	389,827	132,550	693,060	415,370	328,965	1,580,785
42	General	290,180	263,675	55,800	14,050	98,675	76,150	20,800	312,720
43	Cash-grain	6,875	36,100	1,500	22,200		97,925		36,000
44	Crop-specialty	84,070	20,970	24,190	7,850	61,480	14,810	7,700	372,100
45	Fruit		14,100						
46	Truck		15,700						
47	Dairy	137,815	18,300	4,800		69,110	20,800	9,200	219,730
48	Animal-specialty	82,175	53,895	39,450	9,525	190,475	67,790		230,015
49	Stock ranch	197,150	101,775	132,100	38,275	189,270	36,320	116,550	221,925
50	Poultry	7,900	26,000		3,225	5,250	32,525		37,050
51	Self-sufficing	36,600	36,470	11,300	3,050	24,200	15,500	19,300	43,100
52	Abnormal	10,100	67,425	19,947	14,175	46,050	48,750	41,200	104,145
53	Part-time	10,100	67,425	19,947	14,175	46,050	48,750	41,200	85,145
54	Boarding and lodging								
55	Horse farm, feed lot, or livestock dealer								19,000
56	Unclassified	15,875	7,750	740	20,200	7,550	4,800	14,215	4,000
	Farmers' dwellings:								
57	All types	604,608	494,795	150,907	106,150	459,900	290,000	158,395	1,140,697
58	General	202,270	193,640	27,435	11,550	67,375	38,950	10,300	230,085
59	Cash-grain	5,375	25,975	1,400	20,000		53,825		28,850
60	Crop-specialty	63,230	14,790	10,550	6,100	47,675	9,600	5,120	259,615
61	Fruit		10,250						
62	Truck		10,460						
63	Dairy	94,375	13,400	2,350		54,750	10,875	7,100	158,435
64	Animal-specialty	58,650	43,930	23,700	8,400	125,725	29,250		164,250
65	Stock ranch	127,600	79,050	63,875	31,075	111,775	16,000	80,600	163,325
66	Poultry	6,350	16,200		2,925	2,850	15,200		26,667
67	Self-sufficing	27,708	29,340	7,050	2,700	15,775	11,100	12,350	32,490
68	Abnormal	7,750	53,500	13,847	9,150	29,890	31,100	31,425	74,680
69	Part-time	7,750	53,500	13,847	9,150	29,890	31,100	31,425	66,880
70	Boarding and lodging								
71	Horse farm, feed lot, or livestock dealer								7,800
72	Unclassified	11,300	6,200	700	16,250	3,075	4,100	11,500	2,300
	Implements and machinery								
73	All types	495,540	260,738	181,546	82,930	269,135	320,005	81,580	583,040
74	General	127,420	108,280	28,735	1,600	27,430	65,709	7,200	108,328
75	Cash-grain	9,200	27,093	1,200	5,425		154,759		22,000
76	Crop-specialty	40,285	12,180	10,790	1,725	30,420	8,625	5,810	170,820
77	Fruit		4,650						
78	Truck		6,700						
79	Dairy	77,194	10,250	5,275		15,610	8,846	900	68,409
80	Animal-specialty	41,045	37,300	19,450	3,900	64,715	36,162		88,019
81	Stock-ranch	89,458	28,400	94,550	7,305	106,945	37,850	55,300	82,194
82	Poultry	4,650	6,150		1,100	3,810	4,946		7,623
83	Self-sufficing	13,910	10,600	8,065	450	9,880	2,525	3,420	9,107
84	Abnormal	10,772	19,035	13,206	285	15,110	9,283	8,110	32,985
85	Unclassified	11,528	2,200	375	2,150	3,215	1,308	850	575

COUNTY TABLE II.—VALUE OF SPECIFIED FARM PROPERTY, 1930, BY TYPE OF FARM—Continued

[See NOTE, bottom of p 8]

	ITEM AND TYPE OF FARM (See definitions in Introduction)	Morgan	Piute	Rich	Salt Lake	San Juan	Sanpete	Sevier
		Dollars	Dollars	Dollars	Dollars	Dollars	Dollars	Dollars
	Land and buildings							
1	All types	2,770,750	1,602,520	3,650,220	27,050,232	1,241,477	13,200,789	8,056,268
2	General	713,588	265,515	207,690	3,512,832	149,275	2,915,065	1,355,975
3	Cash-grain		37 100	44 270	1,202,300	150,477	784,810	223,985
4	Crop-specialty	283,569	111,145	179,175	4,603,005	134,060	867,320	1,962,742
5	Fruit				1,273,750			
6	Truck	172,480			896,150		178,400	13,250
7	Dairy	575 578	156,900	130,295	4,347,745	22,600	952,125	608,983
8	Animal-specialty	229 260	165,140	112,075	667,840	61,820	2,694 342	2,576,272
9	Stock-ranch	613,095	670,580	2,746,194	227,140	415,593	3,784,037	489,735
10	Poultry	164,870	53,200	18,100	4,670,070	29,920	246,925	250,060
11	Self-sufficing		18,600	19,300	472,290	20,000	157,895	41,050
12	Abnormal	12,310	88,390	130 600	3,949,375	135,520	549 505	143,555
13	Part-time	12,310	43,390	130,600	3,888,375	135,520	549,505	108 255
14	Boarding and lodging							
15	Horse farm, feed lot, or livestock dealer		45,000		61,000			35,300
16	Unclassified	6,000	35,950	62,530	1,227,735	116 212	70,365	90,661
	Land and buildings, per farm							
17	All types	11,218	6,998	13,371	9,226	2,809	7,771	7,761
18	General	10,494	5,772	6,109	10 241	4 034	7,024	6,192
19	Cash grain		6,183	6,324	12,928	4 347	7,070	7,000
20	Crop-specialty	10,127	5,052	9,954	10,655	3,352	7,288	7,789
21	Fruit				18,551			
22	Truck	6,809			8,535		6,862	2,208
23	Dairy	9 264	6,035	5,923	13 135	2,825	5,841	6,090
24	Animal-specialty	15,284	8,257	6 226	12,601	1,472	8,214	11,105
25	Stock ranch	32,268	11,176	25,194	7,832	2,752	17,438	12,888
26	Poultry	7,494	8,867	4,525	7,618	5,984	4,573	5,320
27	Self sufficing		2,325	3,860	6,382	1 333	2,871	2,053
28	Abnormal	1,759	3,274	3,037	6,339	2,222	2,892	3,054
	Land and buildings, per acre							
29	All types	22	40	10	201	11	28	66
30	General	49	51	38	209	10	47	91
31	Cash-grain		69	13	50	10	41	43
32	Crop specialty	44	51	22	155	11	70	97
33	Fruit				370			
34	Truck	75			487		60	217
35	Dairy	37	53	26	226	12	68	89
36	Animal-specialty	38	50	38	133	12	50	76
37	Stock ranch	8	33	8	21	13	13	19
38	Poultry	67	60	43	454	22	65	147
39	Self-sufficing		31	30	319	9	70	62
40	Abnormal	586	32	23	509	12	63	71
	Farm buildings (including dwellings)							
41	All types	675,467	246,350	518,080	8,275,985	179,984	2,059,103	1,095,245
42	General	216,260	54,000	62,775	912,890	20,680	478,215	209,340
43	Cash grain		5,200	6,100	165,000	18,135	108,525	17,725
44	Crop specialty	59,025	12,400	34,900	983,040	15,525	137,860	217,305
45	Fruit				309,400			
46	Truck	49,300			203,560		21,280	4,900
47	Dairy	170,980	35,800	33,550	1,022,635	3,350	181,105	85,835
48	Animal-specialty	47,942	19,600	29 460	179,500	8,440	385,970	387,735
49	Stock ranch	53,310	77,125	290,735	48,000	69 215	439 000	46,725
50	Poultry	68,100	13,950	4,200	2,261,750	6,200	50,945	74,000
51	Self-sufficing		6,750	6,400	176,350	4,625	36,600	13,250
52	Abnormal	8,950	20,475	48,350	1,605,810	26,400	182,753	32,630
53	Part-time	8,950	14,025	48,350	1,584,310	26,400	182,753	29,900
54	Boarding and lodging							2,730
55	Horse farm, feed lot, or livestock dealer		6,450		21,500			
56	Unclassified	600	1,050	1,610	408,050	7 414	6,850	5,800
	Farmers' dwellings							
57	All types	454,200	193,360	324,810	5,623,695	114,985	1,419,377	767,835
58	General	153,175	40,835	40,675	621,900	13 005	350,177	146,390
59	Cash-grain		3,300	4,300	117,750	9,585	64 050	11,675
60	Crop-specialty	39,475	9,700	22,875	670,265	8,450	100,930	160,230
61	Fruit				237,450			
62	Truck	34,900			137,650		17,300	3,700
63	Dairy	121,550	24,550	26,800	636,520	1,975	110,700	63,290
64	Animal-specialty	28,100	15,900	20,400	100,250	4,445	270,520	264,525
65	Stock ranch	31,200	54,850	160,475	34,800	47,170	274,375	32,025
66	Poultry	39,000	9,100	2,600	1,401,475	4,300	50 250	42,700
67	Self-sufficing		5,650	5,800	139,450	3,325	28,750	9,550
68	Abnormal	6,600	18,525	39,725	1,256,010	17,025	146 475	30 300
69	Part-time	6,600	12,775	39,725	1,245,510	17,025	146,475	27,900
70	Boarding and lodging							2,400
71	Horse farm, feed lot, or livestock dealer		5,750		10 500			
72	Unclassified	200	950	1,160	270,275	4,805	5,850	3,350
	Implements and machinery							
73	All types	152,958	118,778	258,244	1,363,097	126,975	741 066	509,445
74	General	52,895	20,190	17,542	157,667	12,809	170,841	84,851
75	Cash-grain		4,700	4,250	95,245	19,603	47,378	11,558
76	Crop-specialty	22,177	9,710	15,300	224,683	11,430	56,809	110,216
77	Fruit				54,020			
78	Truck	16,765			44,647		17,710	1,125
79	Dairy	45,266	11,635	10,395	222,105	4,375	54,045	41,427
80	Animal-specialty	16,950	9,545	9,330	34,450	6,615	165,765	206,253
81	Stock-ranch	18,070	46,033	184,182	13 150	39,118	173,640	20,730
82	Poultry	10,565	5,400	1,475	272,330	2,415	13,540	11 710
83	Self-sufficing		1,800	900	14,615	2,600	10,890	2,970
84	Abnormal	245	9,145	11,875	180,450	19 595	26,673	8,455
85	Unclassified	25	620	2,995	49 665	8,415	3,775	4,650

COUNTY TABLE II.—VALUE OF SPECIFIED FARM PROPERTY, 1930, BY TYPE OF FARM—Continued

[See NOTE, bottom of p 8]

	ITEM AND TYPE OF FARM (See definitions in Introduction)	Summit	Tooele	Uintah	Utah	Wasatch	Washington	Wayne	Weber
	Land and buildings	*Dollars*	*Dollars*	*Dollars*	*Dollars*	*Dollars*	*Dollars*	*Dollars*	*Dollars*
1	All types	4,920,998	3,279,151	5,942,769	27,039,985	3,648,367	3,483,504	1,267,645	16,931,914
2	General	754,420	384,925	1,738,205	6,549,314	785,555	1,054,841	196,650	3,194,720
3	Cash-grain		234,994	214,600	930,345		102,935	17,000	338,000
4	Crop-specialty	204,585	383,823	848,251	4,174,241	329,809	237,276	67,250	3,349,069
5	Fruit		80,050	36,250	3,762,262		200,820	15,800	1,485,710
6	Truck				666,355		52,200		1,074,880
7	Dairy	1,432,470	315,233	744,395	1,996,140	595,984	69,840	89,300	3,178,704
8	Animal-specialty	880,604	341,420	911,225	1,361,850	580,690	125,810	522,300	665,190
9	Stock-ranch	1,272,774	1,035,455	708,200	2,437,243	994,201	782,858	229,645	1,490,006
10	Poultry	191,060	92,670		2,666,457	174,852	109,990		734,832
11	Self-sufficing	13,450	70,436	778,190	318,225	24,300	242,163	58,650	194,060
12	Abnormal	159,050	292,975	360,198	1,702,783	137,276	428,472	47,900	999,800
13	Part-time	159,050	292,975	360,198	1,411,503	137,276	428,472	47,900	937,125
14	Boarding and lodging				116,500				
15	Horse farm, feed lot, or livestock dealer				174,780				62,675
16	Unclassified	11,885	46,570	103,255	474,070	25,700	76,300	23,650	205,945
	Land and buildings, per farm								
17	All types	9,667	7,556	5,523	7,588	6,107	5,310	9,952	9,534
18	General	8,200	8,368	6,035	7,742	6,657	5,641	3,782	8,383
19	Cash-grain		7,580	8,942	7,157		6,433	4,250	13,000
20	Crop-specialty	9,742	8,926	5,770	7,891	7,170	5,649	3,956	9,997
21	Fruit		16,130	4,531	8,790		6,276	3,825	12,287
22	Truck				6,731		3,729		8,531
23	Dairy	9,948	8,756	5,242	8,872	7,268	6,349	6,869	10,422
24	Animal-specialty	8,806	7,422	8,136	10,983	7,955	4,660	6,003	14,461
25	Stock-ranch	20,565	13,107	6,745	15,045	18,076	7,988	7,408	42,872
26	Poultry	5,619	5,451		5,567	10,285	6,470		7,328
27	Self-sufficing	2,690	2,817	2,839	3,700	3,038	3,317	2,793	4,410
28	Abnormal	3,246	3,255	2,952	4,236	2,860	3,296	2,661	4,546
	Land and buildings, per acre								
29	All types	24	24	40	58	28	39	35	58
30	General	45	24	51	105	65	40	35	121
31	Cash grain		18	67	48		26	42	61
32	Crop-specialty	83	26	37	97	83	43	30	160
33	Fruit		29	101	300		101	58	276
34	Truck				224		148		244
35	Dairy	63	41	40	143	74	43	42	138
36	Animal-specialty	53	45	60	79	69	48	42	92
37	Stock-ranch	9	16	18	9	10	14	29	7
38	Poultry	51	42		188	83	47		269
39	Self-sufficing	55	34	40	120	110	34	25	272
40	Abnormal	61	41	57	221	99	40	27	312
	Farm buildings (including dwellings)								
41	All types	1,057,000	768,145	1,125,760	7,104,471	881,110	837,778	174,025	3,763,945
42	General	183,180	90,810	366,705	1,590,655	204,325	265,745	25,600	712,278
43	Cash-grain		56,700	29,710	171,410		9,890	2,300	57,020
44	Crop-specialty	40,600	72,250	99,050	855,635	81,800	45,000	3,850	665,035
45	Fruit		15,300	6,800	1,037,837		42,476	1,400	326,470
46	Truck				171,630		27,500		199,532
47	Dairy	341,955	104,780	135,460	532,890	150,150	25,300	10,350	767,280
48	Animal-specialty	198,895	71,300	197,550	265,050	145,150	19,325	74,800	115,310
49	Stock ranch	150,045	166,900	103,170	354,875	160,300	132,000	41,900	84,325
50	Poultry	73,500	44,050		1,223,114	54,780	37,247		300,700
51	Self-sufficing	5,200	24,050	70,945	112,025	9,300	66,926	4,750	59,425
52	Abnormal	57,050	124,595	103,240	667,450	57,805	123,419	5,800	396,320
53	Part-time	57,050	124,595	103,240	594,895	57,805	123,419	5,800	382,255
54	Boarding and lodging				21,375				
55	Horse farm, feed lot, or livestock dealer				51,180				14,065
56	Unclassified	6,575	22,410	13,130	122,150	17,500	42,950	3,275	79,650
	Farmers' dwellings								
57	All types	661,435	545,210	768,485	4,988,199	585,975	649,851	100,040	2,591,197
58	General	116,050	61,650	241,905	1,154,545	141,575	201,625	16,275	504,782
59	Cash-grain		42,850	20,210	118,875		7,500	1,800	39,400
60	Crop-specialty	25,200	50,300	69,120	629,790	55,340	35,850	3,000	464,010
61	Fruit		12,600	4,500	729,727		36,850	1,150	251,930
62	Truck				124,700		24,800		140,515
63	Dairy	189,335	65,250	95,525	342,425	102,550	22,800	7,800	468,980
64	Animal-specialty	133,825	45,950	130,550	187,075	103,750	13,550	41,950	65,740
65	Stock-ranch	97,875	104,470	68,875	213,400	84,500	89,750	19,115	53,600
66	Poultry	45,600	25,700		789,715	30,325	22,732		185,450
67	Self-sufficing	4,200	19,875	49,740	90,350	7,600	56,814	2,250	47,450
68	Abnormal	43,100	97,415	78,460	507,290	46,335	108,580	3,975	311,570
69	Part time	43,100	97,415	78,460	464,090	46,335	108,580	3,975	300,520
70	Boarding and lodging				4,800				
71	Horse farm, feed lot, or livestock dealer				38,400				11,050
72	Unclassified	6,250	16,250	9,600	50,300	10,000	29,100	2,725	56,700
	Implements and machinery								
73	All types	298,198	253,725	465,598	1,594,905	219,177	219,403	108,072	851,389
74	General	44,638	21,960	141,334	383,969	63,885	65,812	14,255	172,708
75	Cash-grain		25,345	14,415	69,240		7,225	1,525	20,215
76	Crop-specialty	10,400	26,250	56,439	240,112	21,887	15,450	2,780	197,568
77	Fruit		3,100	2,000	350,428		10,050	400	62,314
78	Truck				33,365		9,080		52,651
79	Dairy	90,310	21,235	69,540	129,399	37,600	3,408	6,028	158,031
80	Animal-specialty	65,650	34,220	69,160	82,770	39,165	10,700	43,330	39,280
81	Stock-ranch	88,200	58,795	65,075	113,905	36,685	47,320	29,530	31,031
82	Poultry	13,340	9,391		168,533	8,700	8,378		52,570
83	Self-sufficing	400	8,162	17,895	15,981	850	13,985	5,800	5,145
84	Abnormal	12,360	27,307	33,575	105,638	9,905	26,635	2,275	52,395
85	Unclassified		8,060	6,165	10,773	500	1,350	350	7,535

County Table III—VALUE OF FARM PRODUCTS SOLD, TRADED, OR USED BY OPERATOR'S

[Due to crop failure, new operations, etc., the farms reporting specific items will not always agree with those reporting

	Class of product and type of farm (See definitions in Introduction)	The State		Beaver		Box Elder		Cache		Carbon		Daggett	
		Farms reporting	Value	Farms reporting	Value	Farms reporting	Value	Farms reporting	Value	Farms reporting	Value	Farms reporting	Value
	All products (sold, traded, or used by operator's family)	*Number*	*Dollars*	*Number*	*Dollars*	*Number*	*Dollars*	*Number*	*Dollars*	*Number*	*Dollars*	*Number*	*Dollars*
1	All types	28,531	64,577 080	384	768,729	1,958	6,227,739	2,353	5,862,685	265	510,131	48	160,280
2	General	5,400	9 159 525	51	67,116	372	903,900	353	845 652	49	64 825	6	7 344
3	Cash grain	1,607	3,606,839			501	1,562,926	263	744,664	19	16,686	6	10,085
4	Crop-specialty	4,005	8,523,898	50	65,221	396	1,198 580	467	1,387,146	58	97,223	11	31,831
5	Fruit	983	2,107 681			116	390,545	24	33,320				
6	Truck	721	1,392,724			30	62,361	17	17,648				
7	Dairy	3,372	6 825,057	150	234,173	121	230,802	802	1,743,444	26	120,849		
8	Animal-specialty	2,106	8 397,513	28	105,277	64	453 087	46	199,703	7	8 035	3	5 130
9	Stock ranch	2,388	16,422,357	48	210,257	119	973 986	44	454,185	32	158,603	18	103,223
10	Poultry	1,827	5,009 207	7	10 682	118	309,720	133	276,843				
11	Self sufficing	922	373 620	8	3 577	15	3 307	19	6,240	19	10,300		
12	Abnormal	3,200	2,758,659	42	72,426	106	228,525	185	153,840	55	33 610	4	2,667
	Crops (incl plants, flowers, etc), sold or traded												
13	All types	21,446	19,563,240	253	103,370	1,782	3,342,588	2,036	2,485,874	214	130,904	43	43,472
14	General	5,123	3,556,429	43	14,511	361	454 084	341	377,532	47	18,370	6	2,045
15	Cash-grain	1 603	2,820,936			500	1 316 374	263	554 034	19	12 165	6	5,756
16	Crop-specialty	4,001	6,276,503	49	44 310	396	941 663	467	947 525	58	71,686	11	23 800
17	Fruit	979	1,684,445			116	245,379	24	25,888				
18	Truck	721	1,174,558			30	50 470	17	12,959				
19	Dairy	2,606	1,267,911	90	23,195	95	59,823	671	454,004	18	6,529		
20	Animal specialty	1,619	1,004,712	18	6,865	58	111,016	39	29,256	5	730	3	1,050
21	Stock ranch	1,032	634 509	28	9,566	61	64,296	17	26 490	11	7,107	13	10,167
22	Poultry	1,117	573,439	5	745	83	57,383	10	36 818				
23	Self-sufficing	570	63,554	5	445	7	541	10	825	15	2,322		
24	Abnormal	2,075	506,245	20	3,733	75	41,459	117	20,843	41	11,995	4	654
	Livestock, sold or traded												
25	All types	17,145	20,327,239	300	315,931	1,170	1,467,377	1,754	973,512	114	110,225	39	66,190
26	General	4,410	1,371 676	43	13,420	298	123 529	305	105,580	21	9,135	5	780
27	Cash-grain	814	186,090			253	66,848	167	36 654	4	565	4	2,011
28	Crop-specialty	2,013	532,413	29	4,632	232	65 819	307	81 440	16	7,456	8	3,516
29	Fruit	342	56 029			32	12,462	10	1,397				
30	Truck	189	24 864			4	785	4	607				
31	Dairy	2,766	840,857	123	33,033	94	27,950	707	204,543	12	5,093		
32	Animal specialty	2 083	5,389 820	28	75 428	64	288,738	46	124,133	7	4,410	3	3,005
33	Stock-ranch	2,317	10,364,601	47	130 987	112	710,031	44	319,886	30	81,954	18	56 529
34	Poultry	682	138,134	6	1,150	40	10,004	65	15,733				
35	Self sufficing	342	21 988	5	451	4	118	6	436	5	367		
36	Abnormal	1,187	1,400,758	19	56,830	36	161,093	93	83,103	9	1,245	1	350
	Livestock products, sold or traded												
37	All types	21,351	19,439,876	346	269,652	1,457	1,087 005	2,112	2,054,826	166	198,314	40	39 525
38	General	5,153	2,845,045	50	26,570	349	245,739	339	298 853	46	18,033	5	2,649
39	Cash-grain	1,029	355,820			289	107,447	206	113,161	5	1,256	6	843
40	Crop-specialty	2,603	1 068,316	35	8,645	273	123 794	395	293 577	21	4,863	10	2,236
41	Fruit	547	181,047			62	27 459	12	3,373				
42	Truck	293	84,300			16	6,651	7	2,283				
43	Dairy	3,372	4,054,628	150	144,519	121	121,752	802	961 221	26	100 797		
44	Animal specialty	1,915	1,516,889	26	17 072	58	39,363	38	40 895	3	1,070	2	375
45	Stock-ranch	2,131	4,926,020	41	59,368	104	173,475	40	101,732	26	65,915	15	32,232
46	Poultry	1,827	3,970,502	7	7,637	118	224,928	133	205,368				
47	Self sufficing	572	55 321	6	316	8	557	9	1,200	9	736		
48	Abnormal	1,909	379,988	31	5,525	59	15,840	131	33,163	30	5,644	2	1,190
	Forest products sold												
49	All types	105	13,688			4	265	10	1,972			1	50
50	General	26	4,946					2	41			1	50
51	Cash-grain	8	846			2	95	1	375				
52	Crop-specialty	11	1,605			1	150	2	525				
53	Dairy	16	1,699					3	531				
54	Animal-specialty	5	439										
55	Stock-ranch	22	2,777			1	20	2	500				
56	Poultry	3	100										
57	Self sufficing	3	90										
58	Abnormal	11	986										
	Farm products used by operator's family												
59	All types	24,175	5,283,037	357	79,776	1,735	330 504	2,204	346,501	216	70,688	44	11,043
60	General	5 381	1,381,429	48	12,615	369	80 548	351	63,646	49	19,267	6	1 820
61	Cash grain	1,305	243,138			406	72,162	230	40,440	11	2,700	6	1,475
62	Crop-specialty	3,434	645,061	42	7,634	355	67,154	426	64,079	44	13,218	10	2,280
63	Fruit	907	186,160			96	15,245	21	2,962				
64	Truck	641	109,002			26	4 455	15	1,799				
65	Dairy	3,309	659 762	149	33,426	121	21 277	784	123,145	26	8,430		
66	Animal-specialty	1,939	485,053	27	5,912	59	13,970	37	5 419	6	1 825	3	700
67	Stock ranch	1,813	492,450	40	10,336	93	26,164	32	5,577	14	3,627	17	4,295
68	Poultry	1,782	327,032	7	1,150	114	17,405	129	18 924				
69	Self-sufficing	922	232,668	8	2,365	15	1 991	19	3,779	19	6 875		
70	Abnormal	2,742	470,682	36	6 338	81	10,133	160	16,731	47	14,726	2	473
	RECEIPTS FROM BOARDERS, LODGERS, ETC												
71	All types	371	115,788	6	1,285	27	6,922	54	9,591	10	3,380	2	1,170
72	General	84	14,615			9	1 583	6	486			1	920
73	Cash grain	19	5,445			7	2,575	2	440				
74	Crop-specialty	46	9,318	1	100	2	365	5	243	3	270		
75	Fruit	11	1,236										
76	Truck	1	180										
77	Dairy	51	7,440	1	200			23	2,197	3	1,250		
78	Animal specialty	24	4,572	1	200	2	275						
79	Stock ranch	39	12,132	1	700	2	989	10	4,360	1	1,200	1	250
80	Poultry	22	5 667			2	385	1	360				
81	Self sufficing	13	2,010	1	75			1	80	2	260		
82	Abnormal	61	53,173	1	10	3	650	6	1,425	1	400		

FAMILY; AND RECEIPTS FROM BOARDERS, ETC.; 1929, BY TYPE OF FARM.

"All products," as the latter represent the total number of farms of each type in the county; also see NOTE, bottom of p 8]

DAVIS		DUCHESNE		EMERY		GARFIELD		GRAND		IRON		JUAB		KANE		MILLARD		
Farms reporting	Value	Farms reporting	Value	Farms reporting	Value	Farms reporting	Value	Farms reporting	Value	Farms reporting	Value	Farms reporting	Value	Farms reporting	Value	Farms reporting	Value	
Number	Dollars	Number	Dollars	Number	Dollars	Number	Dollars	Number	Dollars	Number	Dollars	Number	Dollars	Number	Dollars	Number	Dollars	
1,437	4,208,960	1,003	1,987,371	740	1,158,374	510	1,204,702	140	734,937	584	1,646,370	489	1,072,925	196	401,143	1,235	2,656,837	1
215	455,772	334	469,377	311	415,748	90	120,850	11	22,377	83	85,587	89	137,877	16	14,634	248	358,801	2
12	32,045	13	18,513	62	73,216	7	4,692	16	28,336			159	299,925			33	36,679	3
316	1,128,617	132	100,588	32	47,117	50	50,379	12	11,661	42	63,059	24	29,752	17	18,383	307	473,480	4
140	304,320			11	17,732													5
269	569,367			4	15,879													6
139	304,891	173	318,114	24	28,581	9	13,502			44	67,723	27	40,949	3	2,873	184	253,899	7
54	806,702	77	245,633	62	127,176	50	136,302	10	41,543	133	394,704	59	172,131			163	528,224	8
22	348,836	149	778,899	65	305,736	177	824,357	56	610,883	162	981,111	36	326,767	92	342,122	119	737,282	9
72	165,734	7	9,681	14	28,886			6	9,696	9	8,972	19	36,401			24	43,241	10
20	7,587	80	89,459	61	34,543	49	21,886	5	2,419	38	13,432	14	4,830	14	5,271	43	15,801	11
178	382,089	38	17,197	94	61,960	78	32,734	24	8,022	73	31,782	62	22,293	54	17,860	114	204,430	12
1,317	2,157,409	619	270,178	616	261,095	316	123,196	70	55,765	398	128,044	390	343,714	78	29,642	1,028	655,359	13
209	236,863	304	95,824	292	110,332	84	33,957	11	7,700	70	22,287	81	48,283	15	3,196	227	95,319	14
12	24,204	13	9,798	62	42,844	7	3,439	16	24,962			159	218,340			32	23,686	15
316	896,942	132	76,393	32	34,165	50	34,279	12	9,131	40	41,494	24	23,179	17	12,892	306	332,937	16
139	253,402			11	10,785													17
269	494,681			4	13,145													18
113	55,371	143	34,451	17	3,718	5	2,443			24	6,829	17	6,918	3	283	128	32,074	19
51	94,422	54	14,992	43	13,201	33	12,700	7	6,218	78	30,070	45	22,623			137	71,294	20
9	11,814	82	24,840	35	11,277	69	27,373	3	1,476	44	19,927	14	13,300	26	10,420	86	68,592	21
45	27,368	6	1,708	12	4,898			2	1,040	3	331	11	4,312			13	5,576	22
15	1,504	55	7,141	46	6,086	30	3,600	3	774	13	661	8	283	6	431	21	1,940	23
139	50,838	23	5,031	63	10,644	38	5,316	16	4,414	26	4,445	31	7,376	11	2,420	76	23,851	24
687	1,095,764	734	767,319	579	354,867	388	562,158	84	444,532	465	841,685	334	414,077	133	180,273	996	1,186,015	25
174	63,271	278	84,877	274	77,192	77	20,044	8	3,433	77	17,214	76	23,047	10	2,378	233	86,100	26
8	2,180	2	220	41	7,299	1	90	2	1,326			91	26,349			23	3,563	27
157	101,929	34	2,875	14	2,431	16	2,198	3	1,000	18	6,526	11	2,434	7	890	185	39,187	28
31	4,038			4	460													29
58	6,652			2	320													30
107	35,107	147	45,128	16	1,852	7	1,215			29	8,329	20	5,359			174	48,961	31
54	374,344	75	138,880	62	67,023	49	84,946	10	22,693	126	222,857	59	110,547			163	328,738	32
22	222,664	144	489,524	65	179,584	173	448,472	54	414,470	155	577,438	94	230,395	91	174,204	117	523,658	33
23	9,131	2	450	8	1,635					7	994	12	2,723			16	3,362	34
7	353	33	2,160	38	3,825	24	1,376	1	175	14	1,239	8	644	3	171	23	971	35
46	283,095	19	3,105	55	13,341	41	3,815	6	1,435	39	7,088	23	3,579	22	2,630	62	151,475	36
900	701,043	809	656,979	637	300,070	423	383,870	75	219,135	493	567,760	367	243,893	117	146,236	1,028	589,328	37
201	104,581	318	175,444	298	113,395	87	37,924	10	6,774	78	25,647	83	47,975	13	4,428	243	116,189	38
8	3,448	6	1,166	44	9,748	3	93	3	448			107	34,962			26	4,965	39
177	72,966	40	7,096	14	2,560	26	4,020	4	730	26	9,730	12	1,470	6	1,401	197	62,606	40
61	25,514			9	3,297													41
100	28,995			3	415													42
139	185,511	173	174,668	24	16,851	9	6,902			44	44,183	27	23,929	3	1,990	184	134,067	43
41	24,423	69	68,593	53	24,358	41	23,565	8	10,757	125	112,407	47	30,169			155	92,136	44
16	112,166	134	214,985	59	95,193	167	303,871	41	191,762	147	358,831	26	73,695	63	135,138	103	115,360	45
72	123,778	7	5,813	14	17,988			6	8,281	9	6,693	19	26,518			24	29,667	46
11	1,030	42	5,959	50	5,036	40	3,611	1	130	22	2,242	9	561	8	644	25	2,809	47
74	18,631	20	3,255	59	11,229	50	4,884	2	213	42	8,117	37	4,114	24	2,635	69	11,520	48
1	125			1	75					4	872	3	291	2	857	1	1,500	49
1	125									2	72			1	32	1	1,500	50
												2	231					51
				1	75													52
												1	60					53
																		54
										2	800			1	625			55
																		56
																		57
																		58
1,318	252,819	907	293,895	695	240,267	449	135,550	43	15,505	504	110,009	404	71,450	157	44,335	1,119	244,735	59
214	51,933	331	113,232	311	114,829	90	28,925	10	4,470	83	20,367	83	17,572	15	4,600	247	59,693	60
10	2,213	11	2,329	20	13,325	5	1,050	4	1,600			120	32,043			23	4,355	61
298	55,780	77	14,224	24	7,886	38	9,882	2	700	29	5,309	15	2,669	15	3,200	238	43,750	62
126	21,366			11	3,190													63
231	39,039			4	1,799													64
134	38,903	170	53,867	23	6,160	9	2,942			42	8,382	27	4,653	3	600	183	38,797	65
53	13,513	74	33,168	33	23,339	47	15,091	4	1,875	121	29,370	53	9,392			152	36,095	66
9	2,192	130	49,360	53	19,652	141	44,641	9	3,175	115	34,115	18	3,377	74	21,735	105	29,563	67
71	12,437	7	1,710	14	4,465			2	375	9	1,044	19	2,848			24	4,636	68
30	4,700	80	24,199	61	19,595	49	14,299	5	1,350	38	9,290	14	3,342	14	4,025	43	10,081	69
146	20,325	27	5,806	86	26,746	70	18,720	6	1,990	67	12,132	50	7,224	46	10,175	92	17,584	70
1	5,000	10	2,821	4	1,763	4	1,195			5	5,390	12	3,031	6	4,465	11	2,715	71
		3	672	2	903	2	630					2	489	1	10	2	450	72
				1	330							3	1,384					73
		1	1,300							1	360	1	350			2	730	74
																		75
																		76
		3	404									1	35			1	200	77
						1	490			2	300					3	165	78
		1	120			1	75			1	80	1	150	3	600	1	600	79
																		80
		1	300											1	200			81
1	5,000	1	135	1	430					1	4,650	4	633	3	3,675	2	573	82

County Table III.—VALUE OF FARM PRODUCTS SOLD, TRADED, OR USED BY OPERATOR'S

[See note, p 282, beginning

	CLASS OF PRODUCT AND TYPE OF FARM (See definitions in Introduction)	MORGAN		PIUTE		RICH		SALT LAKE		SAN JUAN		SANPETE	
		Farms reporting	Value	Farms reporting	Value	Farms reporting	Value	Farms reporting	Value	Farms reporting	Value	Farms reporting	Value
	All products (sold, traded, or used by operator's family)	*Number*	*Dollars*	*Number*	*Dollars*	*Number*	*Dollars*	*Number*	*Dollars*	*Number*	*Dollars*	*Number*	*Dollars*
1	All types	246	787,935	221	769,837	280	1,329,947	2,794	5,588,306	398	766,753	1,679	4,241,439
2	General	68	167,500	46	71,620	34	51,856	343	558,873	37	46,834	415	632 233
3	Cash-grain			6	4,987	7	14,339	93	202,181	36	50,355	111	135 169
4	Crop-specialty	28	63,530	22	36,479	18	42,795	432	837,426	40	41,159	119	162,924
5	Fruit							94	184 382				
6	Truck	25	53,388					105	210,789			26	76 942
7	Dairy	62	134,478	26	39,668	22	39,150	331	886,712	8	8,330	153	226,400
8	Animal-specialty	15	85 244	20	49,974	18	39,386	53	236,340	42	44,032	328	1,196 073
9	Stock-ranch	19	204,510	60	279,890	109	1,119,981	29	278,518	151	541,970	217	1,569,897
10	Poultry	22	56,402	6	15,313	4	6,510	613	1,848,968	5	11,976	54	129 166
11	Self sufficing			8	3,077	5	1,367	14	23,106	15	5,047	55	23,316
12	Abnormal	7	2,883	27	268,529	43	14,563	627	316,011	62	17 050	191	89,520
	Crops (incl plants, flowers, etc), sold or traded												
13	All types	219	228,358	160	71,703	194	121,220	2,163	1,814,584	193	104,746	1,255	718,445
14	General	68	75,564	39	15,321	34	17,644	338	242,843	31	14,147	377	200,360
15	Cash-grain			6	3,146	7	12 897	92	167,373	36	39,151	111	90 156
16	Crop-specialty	28	51,933	22	23,423	18	29,426	432	627,171	40	31,773	119	109,278
17	Fruit							92	143,541				
18	Truck	25	36,631					105	191,498			26	65 695
19	Dairy	55	33,010	16	3,179	17	5,415	253	138 935	3	604	111	29,062
20	Animal specialty	12	13,063	16	5,349	17	7,005	39	44,361	21	6 480	261	132,216
21	Stock-ranch	14	9,441	42	16,026	64	42,463	10	18 025	23	5,385	90	50,985
22	Poultry	16	8,036	4	838	4	997	353	152,012	4	1,603	24	13,046
23	Self sufficing			4	546	4	227	41	3 918	7	585	30	4,373
24	Abnormal	1	80	11	3,875	29	5,142	408	84,907	28	5,018	106	21,274
	Livestock, sold or traded												
25	All types	194	264,192	160	483,672	207	861,182	1,035	453,148	257	382,586	1,321	1,804,436
26	General	60	24,978	41	16,504	29	14,003	216	45,463	29	11 490	365	113,536
27	Cash grain			2	294	2	430	28	5,950	11	3,522	59	8,546
28	Crop-specialty	11	3,574	15	4,004	12	6,506	144	20,905	10	1,122	70	13,394
29	Fruit							26	6,568				
30	Truck	11	2,288					13	1,465			18	2,964
31	Dairy	58	26,571	21	11,566	21	8,382	229	67,385	6	1 812	136	34,321
32	Animal specialty	15	51,084	20	24,983	18	24,351	50	113,516	42	22,722	321	719 486
33	Stock-ranch	19	151,445	57	177,237	107	804,502	28	104,399	139	339,312	210	891 549
34	Poultry	15	3,630	4	2,150	3	1,071	150	22,480	2	223	22	5,117
35	Self-sufficing			3	131	1	100	12	489	3	110	22	910
36	Abnormal	5	622	17	246,833	14	1,837	139	64,528	15	2,273	98	14,023
	Livestock products, sold or traded												
37	All types	222	240,795	201	166,393	219	297,454	2,099	2,890,749	291	233,181	1,509	1,359,501
38	General	67	56,461	45	27,471	31	13,623	322	192,629	34	14 468	401	210,626
39	Cash grain			5	1,100	4	605	54	17,153	14	3,291	82	17 779
40	Crop-specialty	16	5,384	17	5,703	12	4,333	251	116,890	16	3,422	86	19,045
41	Fruit							45	17,378				
42	Truck	17	11,494					23	3,664			15	4,665
43	Dairy	62	66 276	26	18,732	22	21,142	331	614,647	8	5,162	163	130 389
44	Animal specialty	15	18,069	19	14,571	15	5,326	50	67,292	42	13,010	315	268,355
45	Stock ranch	17	39,831	57	73,320	103	245 076	29	154,290	135	180 423	209	390,282
46	Poultry	22	41,647	6	11,228	4	3,512	613	1,563,193	5	9,075	54	101 206
47	Self sufficing			7	403	2	285	37	2,311	8	1,167	40	2,992
48	Abnormal	6	1,633	19	13,805	26	3,552	344	71,332	29	3,172	144	24,162
	Forests products sold												
49	All types							5	396	10	329	3	58
50	General							1	150				
51	Cash grain												
52	Crop-specialty							1	100				
53	Dairy							1	15			2	18
54	Animal-specialty												
55	Stock-ranch									7	269	1	40
56	Poultry							1	30				
57	Self sufficing												
58	Abnormal							1	101	3	60		
	Farm products used by operator's family												
59	All types	235	34,590	205	47,789	243	50,091	2,615	497,429	239	45,911	1,548	361 196
60	General	68	10,497	46	12,324	34	6,586	342	77 798	37	6,729	413	107 711
61	Cash grain			6	477	4	407	70	11,785	27	4 401	94	18,688
62	Crop-specialty	23	2,639	19	3,349	16	2,530	384	72,360	28	4 842	100	21,207
63	Fruit							89	16,895				
64	Truck	23	2,975					96	14,162			21	3,628
65	Dairy	62	8,021	26	6,191	22	4,208	320	65,730	6	751	159	32,610
66	Animal specialty	15	3,023	19	5,071	17	2,703	50	11,171	10	1 820	303	76,016
67	Stock ranch	16	3,493	51	13,307	103	27,540	11	1,834	115	16,581	182	47 041
68	Poultry	22	2,489	6	1 097	4	930	600	111 253	4	1 075	50	9 797
69	Self sufficing			8	1,937	5	755	74	16 388	15	3 185	55	15,040
70	Abnormal	6	548	24	4,016	38	4,032	579	98,143	47	6,527	171	29 461
	RECEIPTS FROM BOARDERS, LODGERS, ETC												
71	All types	7	870	3	1,170	6	1,060	42	9,079	6	836	17	2,303
72	General	3	225					5	540	1	36	6	857
73	Cash grain			1	75	1	100	2	68			1	255
74	Crop specialty	2	555	1	795	2	450	6	1,060	1	50	1	32
75	Fruit							1	30				
76	Truck												
77	Dairy	1	60					4	1,000			1	194
78	Anim al specialty			1	75			2	620	1	100		
79	Stock ranch					1	150			1	150	4	845
80	Poultry							8	1,599	1	50	1	600
81	Self sufficing							2	290			1	100
82	Abnormal	1	30	1	300	2	360	12	3,872	1	450	2	420

FAMILY; AND RECEIPTS FROM BOARDERS, ETC., 1929, BY TYPE OF FARM—Continued

of this table]

SEVIER		SUMMIT		TOOELE		UINTAH		UTAH		WASATCH		WASHINGTON		WAYNE		WEBER		
Farms reporting	Value	Farms reporting	Value	Farms reporting	Value	Farms reporting	Value	Farms reporting	Value	Farms reporting	Value	Farms reporting	Value	Farms reporting	Value	Farms reporting	Value	
Number	*Dollars*	*Number*	*Dollars*	*Number*	*Dollars*	*Number*	*Dollars*	*Number*	*Dollars*	*Number*	*Dollars*	*Number*	*Dollars*	*Number*	*Dollars*	*Number*	*Dollars*	
1,094	3,476,210	507	1,363,695	418	1,295,525	1,046	1,699,141	3,511	7,964,385	448	1,347,674	650	887,917	247	583,938	1,742	3,699,995	1
219	375,367	92	141,502	46	82,454	288	429,787	846	1,518,678	118	205,346	187	200,398	52	58,838	381	647,379	2
82	40 442			31	62,008	24	27,131	130	170,692			16	20,514	4	3,707	26	52,547	3
252	556,326	21	24,607	43	80,064	147	160,211	529	978,044	46	70,140	42	55,677	17	16,266	335	690,213	4
				5	17,072	8	8,398	428	919,737			32	45,023	4	3,264	121	273,888	5
6	7,025							99	166,979			14	12,380			126	200,166	6
100	166,906	144	327,298	36	87,457	142	209,008	225	539,334	82	152,862	11	13,900	13	18,026	305	620,728	7
259	1,893,941	100	311,268	46	95,079	112	340,117	124	433,337	73	210,869	27	60,683	87	242,100	46	235,423	8
38	279,657	61	455,499	79	786,033	105	634,579	162	1,361,479	55	619,447	98	357,614	31	222,718	85	552,408	9
47	110,130	34	80,926	17	38,380			479	1,447,136	17	60,346	17	28,863			103	275,235	10
20	7,153	5	1,184	25	8,776	98	43,128	86	32,795	8	3,745	73	30,392	21	10,697	44	11,186	11
51	89,263	50	21,411	90	38,202	122	46,782	403	396,174	49	24,919	133	61,773	18	8,322	220	140,822	12
846	767,335	345	128,584	293	223,352	806	333,938	3,056	2,997,308	365	187,840	534	197,101	189	53,808	1,577	1,493,483	13
204	125,682	84	34,191	41	29,315	257	112,548	834	730,122	115	63,760	182	59,370	50	14,717	378	299,842	14
32	28,514			31	48,857	24	16,143	129	128,063			16	12,642	4	1,956	26	36,516	15
252	400,211	21	15,659	43	56,702	147	110,948	529	720,397	46	48,880	42	35,782	17	10,966	335	512,508	16
				5	15,270	8	5,864	428	732,632			32	27,889	4	1,719	120	222,376	17
6	6,634							99	132,050			14	7,959			126	162,836	18
78	32,691	95	35,181	25	13,845	98	24,350	185	115,589	64	23,511	7	1,242	10	1,992	265	123,664	19
197	142,037	71	20,728	34	10,982	87	32,927	109	96,211	57	21,108	19	6,153	66	16,198	42	36,066	20
14	10,042	23	11,246	34	28,040	45	14,259	57	57,606	27	16,146	61	22,367	15	2,592	20	24,141	21
29	14,604	19	6,756	10	8,860			302	186,587	15	7,402	13	2,957			74	33,962	22
8	1,201	2	182	15	1,018	59	5,617	67	8,021	5	738	55	6,102	12	1,441	28	2,931	23
26	5,719	30	4,641	55	10,463	81	11,277	317	90,030	36	6,295	93	14,638	11	2,227	163	38,641	24
793	1,823,569	429	577,397	265	593,891	726	666,691	1,898	1,694,463	353	626,356	442	284,197	210	295,711	1,058	805,965	25
185	73,297	84	30,106	37	15,524	240	62,873	606	174,395	108	43,796	150	26,769	48	11,393	323	77,547	26
14	1,712			17	1,425	12	2,444	47	8,647			10	2,029	2	403	14	3,622	27
155	45,679	11	2,061	21	6,392	49	9,647	241	44,950	16	5,294	24	4,957	6	2,009	191	39,587	28
				1	434	2	41	174	21,737			24	2,342	2	115	36	6,435	29
1	40							35	4,048			2	125			40	5,580	30
88	28,376	124	58,755	25	11,941	117	27,965	175	55,132	63	24,737	8	2,030	11	2,910	248	62,404	31
256	1,474,217	100	174,929	46	54,918	112	178,120	124	227,898	78	130,881	27	36,525	87	149,170	46	161,273	32
35	177,577	60	304,142	78	494,788	105	378,756	154	850,375	55	414,205	98	201,112	31	127,243	35	379,063	33
26	5,928	24	5,193	8	2,226			185	35,302	11	3,122	9	1,292			44	12,318	34
6	340	3	145	7	242	34	2,543	25	1,509	2	155	29	1,343	12	1,017	12	668	35
27	16,403	23	2,064	25	6,001	55	4,232	132	200,470	25	4,166	61	5,603	11	1,451	69	57,468	36
905	668,158	483	565,205	336	390,655	842	644,479	2,752	2,647,041	399	440,673	525	228,719	215	159,125	1,385	1,140,619	37
216	122,665	92	58,617	46	22,967	283	163,175	788	397,193	112	69,252	180	56,416	50	15,126	366	200,155	38
26	4,777			21	4,585	16	3,813	75	14,667			11	1,926	2	248	16	8,349	39
195	61,472	16	4,629	29	8,468	66	18,297	356	117,878	32	9,108	27	4,826	7	891	241	92,226	40
				3	703	5	653	244	70,687			27	5,042	3	374	76	26,567	41
1	127							51	12,899			6	727			54	12,380	42
100	85,708	144	207,363	36	52,331	142	119,439	225	324,137	82	87,877	11	7,612	13	8,928	306	388,494	43
240	218,606	97	96,036	42	18,121	103	98,920	105	81,741	61	43,563	19	10,500	84	47,555	42	30,041	44
33	84,653	58	127,100	69	244,957	92	221,822	152	430,186	54	176,958	82	108,213	29	83,172	30	144,035	45
47	79,457	34	62,674	17	28,757			479	1,133,936	17	45,521	17	19,710			103	214,005	46
12	1,090	5	353	16	1,830	62	7,902	48	4,627	4	852	49	3,594	16	2,077	26	1 957	47
35	9,603	37	8,433	57	7,936	73	10,458	229	59,090	37	7,542	96	10,153	11	754	126	22,403	48
6	764	11	762	3	675	1	58	4	197	8	1,068	9	1,219			20	2,355	49
3	600	2	135	1	600					4	737	3	623			4	281	50
1	50							1	75							1	20	51
1	114									1	31					4	610	52
		3	203													6	1,072	53
		3	159							2	280							54
		3	265					1	52			3	106			2	100	55
								2	70									56
										1	20	2	70					57
				1	75	1	58					2	420			3	272	58
962	216,384	459	91,747	366	91,959	934	254,050	3,917	695,376	490	91,737	625	176,051	230	75,294	1,649	257,580	59
219	53,123	92	18,451	46	14,048	288	91,191	846	216,968	118	27,801	187	57,220	52	17,602	381	69,554	60
27	5,389			27	7,141	23	4,731	104	19,240			16	3,917	4	1,100	22	4,040	61
220	48,850	16	2,258	36	8,502	106	21,319	473	94,819	37	6,827	39	10,112	11	2,400	314	45,282	62
				4	665	7	1,840	405	94,681			32	9,750	3	1,056	113	18,510	63
4	224							90	17,982			14	3,569			117	19,370	64
98	20,131	142	25,796	36	9,340	140	37,254	220	44,476	82	16,737	11	3,016	13	4,196	301	45,094	65
249	59,081	98	19,416	43	11,058	106	30,150	111	27,487	68	15,037	26	7,506	86	29,177	44	8,043	66
38	7,385	56	12,746	63	18,348	68	19,742	91	23,260	43	12,138	87	25,816	25	9,711	24	5,069	67
47	10,141	33	6,303	17	3,537			467	91,241	17	4,301	17	4,904			102	14,950	68
20	4,522	5	504	25	5,686	98	27,066	86	16,638	8	1,980	73	19,283	21	6,162	44	5,630	69
50	7,538	47	6,273	69	13,727	98	20,757	335	46,584	47	6,916	123	30,959	15	3,890	187	22,038	70
14	6,135	15	3,087	10	3,865	19	2,515	30	16,573	15	12,072	34	4,173	5	378	18	1,991	71
1	130	8	612	3	600	5	920	4	281	5	2,342	9	1,255	3	198	3	486	72
								1	100			1	43					73
3	450			1	100	3	540	5	1,253	3	310					2	106	74
								6	964			3	142			1	100	75
																1	180	76
1	50	2	400	1	90	2	840	2	160	3	165					2	195	77
6	1,367	3	425									1	375	2	180			78
				2	325	1	140	1	365	2	250	4	783					79
2	448	1	800	1	390			2	250	1	5					2	780	80
						1	75	1	70			2	560					81
2	3,700	1	850	2	2,360			7	13,130	1	9,000	4	1,015			1	75	82

COUNTY TABLE IV.—SPECIFIED LIVESTOCK, 1930, AND

[See NOTE,

	TYPE OF FARM, BY CLASS OF ANIMALS (See definitions in Introduction)	THE STATE		BEAVER		BOX ELDER		CACHE		CARBON		DAGGETT	
		Farms reporting	Animal or quantity	Farms reporting	Animals or quantity	Farms reporting	Animals or quantity	Farms reporting	Animals or quantity	Farms reporting	Animals or quantity	Farms reporting	Animals or quantity
	General farms												
1	Horses and mules, excluding colts ....number..	4,672	16,713	40	123	328	1,463	299	1,130	33	103	5	12
2	Cows and heifers kept mainly for milk ..number..	4,884	23,268	43	203	330	1,696	332	2,128	37	131	6	19
3	beef...number..	837	8,410	8	64	30	628	19	103	2	16		
4	Other cattle, including calves....number..	4,644	40,643	44	418	306	2,941	310	3,033	35	297	5	38
5	Sows and gilts....number..	1,159	2,048	15	27	80	136	24	74	10	19	1	3
6	Other hogs, excl pigs under 3 mos old...number..	2,422	9,676	21	52	148	661	76	336	21	179	3	13
	Cash-grain farms												
7	Horses and mules, excluding colts ....number..	1,329	6,823			422	2,767	226	1,376	11	45	6	28
8	Cows and heifers kept mainly for milk...number..	1,103	3,824			318	1,074	212	973	8	21	4	14
9	beef...number..	121	992			27	313	10	53	2	8		
10	Other cattle, including calves....number..	922	6,288			260	1,736	200	1,541	7	52	3	69
11	Sows and gilts....number..	243	537			74	151	33	56	1	2	2	5
12	Other hogs, excl pigs under 3 mos old...number..	480	1,909			142	656	58	174	2	12	4	45
	Crop-specialty farms												
13	Horses and mules, excluding colts ....number..	3,260	12,091	41	142	344	1,585	384	1,568	32	115	10	54
14	Cows and heifers kept mainly for milk...number..	2,853	11,228	39	109	295	1,224	400	2,665	33	75	5	16
15	beef...number..	239	1,941	4	33	18	240	11	43	3	7	3	7
16	Other cattle, including calves....number..	2,476	16,687	35	212	260	1,998	375	3,441	25	113	5	43
17	Sows and gilts....number..	526	996	10	19	63	100	44	100	8	29	4	17
18	Other hogs, excl pigs under 3 mos old...number..	1,210	4,524	18	59	117	515	136	529	9	48	6	72
	Fruit farms												
19	Horses and mules, excluding colts....number..	610	1,258			73	160	10	16				
20	Cows and heifers kept mainly for milk...number..	633	1,663			60	263	15	46				
21	beef...number..	14	89			2	46						
22	Other cattle, including calves....number..	493	1,882			48	541	12	39				
23	Sows and gilts....number..	67	123			5	8						
24	Other hogs, excl pigs under 3 mos old...number..	215	635			16	63	1	3				
	Truck farms												
25	Horses and mules, excluding colts....number..	526	1,267			19	56	9	21				
26	Cows and heifers kept mainly for milk...number..	385	1,039			18	73	10	29				
27	beef...number..	14	36										
28	Other cattle, including calves....number..	292	1,130			14	84	6	11				
29	Sows and gilts....number..	52	74					1	1				
30	Other hogs, excl pigs under 3 mos old...number..	126	356			2	6	1	2				
	Dairy farms												
31	Horses and mules, excluding colts ....number..	2,869	9,661	126	440	91	350	670	2,234	16	52		
32	Cows and heifers kept mainly for milk ..number..	3,317	30,124	141	1,218	118	866	796	7,169	25	420		
33	beef ..number..	196	1,205	24	227	4	44	16	82	1	1		
34	Other cattle, including calves....number..	3,179	35,602	145	1,944	107	1,074	766	7,730	26	396		
35	Sows and gilts....number..	530	926	39	56	12	23	45	69	5	9		
36	Other hogs, excl pigs under 3 mos old...number..	1,195	4,158	60	163	38	139	165	524	6	42		
	Animal-specialty farms												
37	Horses and mules, excluding colts ....number..	1,924	9,153	24	101	62	395	41	205	5	26	3	21
38	Cows and heifers kept mainly for milk...number..	1,623	8,021	22	205	52	242	32	228	5	19	2	5
39	beef...number..	837	18,051	17	332	26	676	10	317	3	9		
40	Other cattle, including calves....number..	1,809	43,179	27	662	56	2,216	31	1,353	6	78	2	3
41	Sows and gilts....number..	449	944	5	11	15	32	1	2			1	2
42	Other hogs, excl. pigs under 3 mos old...number..	947	5,129	14	66	31	211	11	79	2	5	1	2
	Stock ranches												
43	Horses and mules, excluding colts....number..	1,937	16,053	40	347	104	1,329	35	239	23	97	15	127
44	Cows and heifers kept mainly for milk ..number..	1,299	6,528	30	197	58	289	25	127	11	33	10	63
45	beef...number..	991	63,989	26	742	70	4,116	4	38	4	107	12	307
46	Other cattle, including calves....number..	1,597	90,602	44	2,612	90	4,712	23	517	12	125	16	667
47	Sows and gilts....number..	279	672	5	7	12	35	2	8	2	2	7	35
48	Other hogs, excl pigs under 3 mos old...number..	747	3,580	19	90	41	214	3	6	7	12	10	57
	Poultry farms												
49	Horses and mules, excluding colts ....number..	739	1,917	5	17	40	114	59	155				
50	Cows and heifers kept mainly for milk...number..	1,109	3,243	4	17	66	184	86	315				
51	beef...number..	74	385	2	18	1	1	3	12				
52	Other cattle, including calves....number..	807	4,013	4	64	51	220	74	385				
53	Sows and gilts....number..	98	168	1	1	3	5	7	10				
54	Other hogs, excl pigs under 3 mos old...number..	250	777	1	2	10	57	16	32				
	Self-sufficing farms												
55	Horses and mules, excluding colts ....number..	650	1,862	6	29	11	27	8	17	10	32		
56	Cows and heifers kept mainly for milk...number..	707	1,586	7	9	10	13	13	23	10	17		
57	beef...number..	57	186	3	9	1	4						
58	Other cattle, including calves....number..	540	1,816	6	38	9	27	10	28	9	22		
59	Sows and gilts....number..	86	131	1	1			2	2				
60	Other hogs, excl pigs under 3 mos old...number..	292	596	3	3			7	9	7	27		
	Abnormal and unclassified farms												
61	Horses and mules, excluding colts ....number..	1,677	4,956	38	90	47	323	56	152	42	106	8	27
62	Cows and heifers kept mainly for milk...number..	2,261	5,165	33	116	66	170	135	352	44	95	4	26
63	beef...number..	187	1,979	4	78	2	14	1	26	4	10		
64	Other cattle including calves ....number..	1,623	6,886	29	550	42	241	106	433	26	60	3	25
65	Sows and gilts....number..	193	491	6	11	5	5	4	21	5	9	1	2
66	Other hogs, excl pigs under 3 mos old...number..	745	2,207	10	14	17	72	22	48	26	79	2	11
	SPECIFIED ITEMS, BY TWO TYPES OF FARMS												
67	Steers, 2 years old and over—Ranches....number..		16,217		436		781		61		12		119
68	Steers, 2 years old and over—All other....number..		15,307		632		1,485		962		78		29
69	Sheep, excluding lambs—Ranches....number..	1,774	1,903,541	25	16,978	80	77,653	35	43,294	24	24,489	10	11,319
70	Sheep, excluding lambs—All other....number..	5,243	555,111	81	5,805	276	15,868	241	15,095	50	4,119	17	1,670
71	All cows milked—Dairy....number..	3,372	32,257	150	1,365	121	961	802	7,676	26	427		1
72	All cows milked—All other....number..	17,797	70,387	193	984	1,305	5,333	1,276	7,359	168	415	37	133
73	Of beef or dual purpose breeding—Dairy....number..	419	2,499	53	270	14	67	30	109	8	61		
74	Of beef or dual purpose breeding—All other....number..	3,373	12,730	79	378	237	896	77	306	44	109	13	40
75	Milk produced—Dairy....No and gals..	3,372	24,155,294	150	895,385	121	773,205	802	6,902,492	26	327,405		
76	Milk produced—All other..No and gals..	17,797	40,884,034	193	552,851	1,305	3,381,647	1,276	5,704,430	168	191,546	37	61,538
77	Production, per cow—Dairy....gallons..		749		656		805		899		767		
78	Production, per cow—All other....gallons..		581		562		634		775		462		453
79	Whole milk sold—Dairy....gallons..		16,844,601		806,528		582,665		6,489,301		288,643		
80	Whole milk sold—All other....gallons..		15,575,004		366,102		1,294,163		4,908,483		46,156		18,900
81	Cream sold as butterfat—Dairy....pounds..		1,819,068		13,823		44,318		24,953		3,110		
82	Cream sold as butterfat—All other....pounds..		4,230,353		6,904		392,700		90,072		10,305		5,770
83	Chickens over 3 months old on farms, Apr 1, 1930—Poultry....number..	1,764	1,014,360	6	1,182	117	52,907	130	55,186				
84	Chickens over 3 months old on farms, Apr 1, 1930—All other....number..	16,400	1,081,363	278	8,373	1,176	112,842	1,385	114,683	162	9,970	44	1,326
85	Chicken eggs produced—Poultry....dozens..		10,220,897		11,405		599,307		557,277				
86	Chicken eggs produced—All other....dozens..		8,241,618		65,147		906,179		867,420		80,962		8,002
87	Production, per chicken on hand—Poultry....dozens..		10.1		9.6		11.3		10.1				
88	Production, per chicken on hand—All other....dozens..		7.6		7.8		8.0		7.5		8.1		6.1

LIVESTOCK PRODUCTS, 1929, BY TYPE OF FARM

bottom of p 8]

Davis		Duchesne		Emery		Garfield		Grand		Iron		Juab		Kane		Millard		
Farms reporting	Animals or quantity	Farms reporting	Animals or quantity	Farms reporting	Animals or quantity	Farms reporting	Animals or quantity	Farms reporting	Animals or quantity	Farms reporting	Animals or quantity	Farms reporting	Animals or quantity	Farms reporting	Animals or quantity	Farms reporting	Animals or quantity	
201	604	306	1,165	292	1,251	77	249	8	25	73	233	76	346	15	61	228	912	1
208	932	292	1,714	290	1,228	76	370	8	40	70	260	76	311	12	48	235	1,097	2
6	40	51	539	120	1,266	20	186	1	35	18	176	21	260	4	29	50	741	3
186	1,107	285	2,696	275	2,420	76	888	5	35	66	606	67	571	14	90	229	2,184	4
74	138	62	119	123	215	18	41	1	1	12	30	18	30			95	155	5
94	565	174	616	181	758	63	188	4	9	45	138	45	162	9	19	142	674	6
10	38	11	33	58	223	4	10	11	24			122	569			29	111	7
10	81	5	12	50	158	5	6	8	13			108	326			24	78	8
1				10	62	1	2	2	8			23	230			4	30	9
9	35	2	8	46	209			1	5			95	707			17	74	10
5	12	1	2	23	66			4	17			34	90			8	13	11
5	27	2	6	37	151	3	8	2	9			46	272			15	48	12
284	1,024	105	400	29	133	28	97	10	30	30	112	19	143	15	49	268	1,105	13
221	716	56	180	20	62	28	68	8	15	23	66	13	42	10	37	215	754	14
8	61	8	61	8	51	3	14	2	25	3	9	4	26	4	40	15	201	15
172	867	42	225	17	81	22	104			19	97	11	181	13	102	199	1,232	16
81	127	4	5	10	28	4	8	2	4	8	17	1	2			36	69	17
87	349	24	49	15	42	24	69	4	59	18	46	7	42	6	16	101	396	18
54	122			5	10													19
70	173			7	12													20
3	3																	21
51	173			4	8													22
2	3			2	4													23
16	65			2	20													24
203	490			3	15													25
143	302			3	7													26
2	6			1	1													27
95	345			2	10													28
21	27			1	3													29
36	102			1	3													30
118	345	167	662	23	102	8	31			34	108	22	67	3	37	169	601	31
139	1,311	170	1,707	24	181	9	77			42	275	27	194	3	15	182	1,146	32
4	13	22	173	1	4	1	1			2	2	2	16			8	53	33
133	1,207	167	2,372	22	187	9	148			37	302	21	123	3	19	172	1,421	34
16	22	44	124	9	13	1	1			3	5	6	10			58	85	35
31	99	111	547	12	22	7	26			23	48	11	82	1	1	117	385	36
53	237	73	363	59	284	42	172	9	54	121	423	51	277			154	680	37
47	237	66	462	55	191	33	172	3	8	111	372	40	148			135	884	38
15	336	26	858	36	903	23	700	4	305	28	581	36	798			66	1,506	39
42	1,228	67	1,753	52	1,130	47	1,187	5	274	97	1,072	50	1,346			146	2,933	40
16	50	18	24	28	49	6	12	3	9	14	27	10	17			61	141	41
28	218	47	189	31	307	28	55	5	43	70	203	13	38			83	664	42
16	134	132	909	57	457	136	815	36	350	136	625	22	134	82	702	109	762	43
8	24	97	766	45	201	114	505	4	18	73	218	15	63	52	166	90	478	44
6	424	64	2,654	46	3,635	70	3,571	24	3,345	35	1,354	16	738	54	4,127	78	4,555	45
9	1,352	106	5,899	51	3,142	124	5,002	21	2,488	76	2,434	19	1,684	84	4,851	107	5,704	46
2	4	27	35	15	33	12	24	3	4	3	5	4	10	2	2	33	73	47
5	53	55	247	27	67	94	321	9	27	47	131	4	13	30	89	61	442	48
31	79	7	30	11	31			4	12	6	12	8	23			17	66	49
40	142	4	24	12	43			3	10	4	15	11	39			20	66	50
				1	5					1	6	1	4			2	12	51
32	189	4	22	9	36			1	2	6	21	8	25			16	94	52
6	14			1	1			1	1	1	3	3	3			4	5	53
8	25	2	10	4	19			1	3	1	1	7	16			7	19	54
10	22	74	226	52	186	37	85	5	9	33	90	11	47	13	30	38	116	55
16	30	53	189	51	160	45	110	3	5	29	53	9	19	13	35	41	111	56
		3	6	9	37	5	10	1	4	5	16	2	8	4	14			57
12	35	35	151	42	118	35	126			28	83	8	58	13	40	33	101	58
		4	5	22	38	3	3	1	1	5	11	2	2	2	2	7	8	59
3	4	31	69	27	71	25	45	1	1	18	29	4	4	5	8	22	31	60
91	236	55	164	90	320	46	108	19	73	53	126	31	84	37	108	79	224	61
99	206	44	149	67	232	61	161	14	48	53	139	39	77	43	108	87	215	62
2	33	11	62	17	419	8	28	9	179	12	70	4	85	7	159	4	11	63
83	204	32	131	59	250	50	214	6	102	46	155	26	149	35	222	69	247	64
15	25	2	3	18	26	6	13	1	1	3	3	3	3			15	18	65
35	83	20	29	50	163	30	69	5	26	18	37	15	18	22	26	51	131	66
	457		2,903		134		595		22		1,003		451		265		723	67
	571		493		191		443		5		206		504		38		732	68
15	41,242	109	60,195	33	34,862	143	104,960	38	88,345	140	142,015	21	30,226	43	53,247	62	32,570	69
159	5,469	357	22,397	225	17,597	107	8,353	11	3,351	203	35,848	145	12,611	25	1,561	319	25,947	70
139	1,326	173	1,897	34	161	9	86			44	305	27	191	3	16	184	1,333	71
841	2,919	602	5,522	535	2,410	409	1,763	59	148	291	1,288	339	1,159	163	486	888	3,721	72
9	100	26	214	9	54	3	33			5	23	7	21			10	67	73
46	183	96	573	277	979	160	792	17	43	97	323	77	256	57	160	122	461	74
139	910,594	173	1,296,944	34	92,085	9	53,260		4,048	44	232,961	27	115,726	3	9,700	184	954,153	75
841	1,775,646	602	1,881,045	535	1,141,480	409	701,149	59	49,960	291	674,542	339	653,895	163	240,120	888	2,322,295	76
	687		684		572		619				764		606		606		716	77
	608		537		474		398		336		534		573		494		634	78
	810,330		34,612		14,200		7,680				197,665		30,608		2,000		46,892	79
	912,921		17,538		16,335		97,450		4,048		231,701		32,485		7,645		102,672	80
	19,770		376,063		16,736		11,771				5,307		18,996		1,530		261,589	81
	92,610		445,305		204,742		89,056		630		37,386		97,965		26,532		502,536	82
71	34,711	6	1,030	14	4,275			4	725	8	906	18	7,095			24	6,138	83
868	88,533	730	28,739	531	30,133	356	9,594	71	2,976	309	11,639	250	18,637	108	2,765	846	43,360	84
	343,171		9,168		45,909				6,440		9,154		78,534				67,565	85
	374,564		178,339		273,433		78,351		25,566		94,549		130,748		25,229		332,617	86
	9.9		8.9		10.7				8.9		10.1		11.1				11.1	87
	6.4		7.5		9.1		8.2		5.6		8.1		7.0		9.1		7.7	88

COUNTY TABLE IV.—SPECIFIED LIVESTOCK, 1930, AND LIVE

[See NOTE.

	TYPE OF FARM, BY CLASS OF ANIMALS (See definitions in Introduction)	MORGAN		PIUTE		RICH		SALT LAKE		SAN JUAN		SANPETE	
		Farms reporting	Animals or quantity	Farms reporting	Animals or quantity	Farms reporting	Animals or quantity	Farms reporting	Animals or quantity	Farms reporting	Animals or quantity	Farms reporting	Animals or quantity
	General farms												
1	Horses and mules, excluding colts ..... number	67	247	44	154	30	136	238	638	36	213	355	1 170
2	Cows and heifers kept mainly for milk ..... number	64	419	42	242	23	159	303	1,100	31	194	402	1,638
3	beef ..... number	8	74	15	206	14	84	14	36	3	25	54	578
4	Other cattle, including calves ..... number	67	793	43	438	29	290	242	1,146	34	220	370	3,081
5	Sows and gilts ..... number	17	27	23	31	8	11	66	96	5	11	115	177
6	Other hogs, excl pigs under 3 mos old ..... number	22	128	30	138	13	45	103	413	18	54	193	673
	Cash-grain farms												
7	Horses and mules, excluding colts ..... number			5	17	6	42	64	242	30	128	93	378
8	Cows and heifers kept mainly for milk ..... number			4	18	3	11	57	155	14	52	89	255
9	beef ..... number			1	4	1	2	3	6	3	15	9	59
10	Other cattle, including calves ..... number			3	27	2	17	43	169	15	66	69	333
11	Sows and gilts ..... number			2	3	1	2	6	7	2	3	16	28
12	Other hogs, excl pigs under 3 mos old ..... number			1	2	2	3	18	75	11	22	46	103
	Crop-specialty farms												
13	Horses and mules, excluding colts ..... number	24	117	20	57	16	110	302	984	38	151	86	268
14	Cows and heifers kept mainly for milk ..... number	20	85	18	66	12	61	282	903	25	83	88	246
15	beef ..... number	2	6	2	6	6	190	4	5			9	46
16	Other cattle, including calves ..... number	16	116	17	70	13	205	217	846	17	97	84	498
17	Sows and gilts ..... number	3	7	4	6	5	15	57	80	2	5	29	46
18	Other hogs, excl pigs under 3 mos old ..... number	9	38	12	30	6	18	95	316	20	56	53	289
	Fruit farms												
19	Horses and mules, excluding colts ..... number							54	126				
20	Cows and heifers kept mainly for milk ..... number							52	118				
21	beef ..... number												
22	Other cattle, including calves ..... number							35	93				
23	Sows and gilts ..... number							9	27				
24	Other hogs, excl pigs under 3 mos old ..... number							10	69				
	Truck farms												
25	Horses and mules, excluding colts ..... number	22	69					71	129			22	77
26	Cows and heifers kept mainly for milk ..... number	17	88					36	69			17	46
27	beef ..... number	1	4					2	3			3	9
28	Other cattle, including calves ..... number	18	93					25	66			17	111
29	Sows and gilts ..... number							5	5			7	16
30	Other hogs, excl pigs under 3 mos old ..... number	3	15					18	62			6	16
	Dairy farms												
31	Horses and mules, excluding colts ..... number	53	220	23	85	22	111	248	692	7	38	132	403
32	Cows and heifers kept mainly for milk ..... number	61	571	26	211	21	221	329	3,496	8	71	156	1,091
33	beef ..... number	4	23	1	4	3	15	8	46	1	15	6	37
34	Other cattle, including calves ..... number	62	913	25	353	21	288	308	3,366	8	150	149	1,339
35	Sows and gilts ..... number	16	25	13	25	4	6	48	66	2	5	39	64
36	Other hogs, excl pigs under 3 mos old ..... number	25	121	16	64	7	17	68	211	2	15	87	223
	Animal-specialty farms												
37	Horses and mules, excluding colts ..... number	15	90	20	117	18	115	46	170	42	550	289	1,161
38	Cows and heifers kept mainly for milk ..... number	14	90	16	116	12	74	40	161	7	52	267	909
39	beef ..... number	7	271	6	96	11	190	2	41	26	234	106	1,497
40	Other cattle, including calves ..... number	15	699	18	389	18	359	27	241	32	261	259	4,207
41	Sows and gilts ..... number	6	15	12	32	4	13	18	44	3	7	59	92
42	Other hogs, excl pigs under 3 mos old ..... number	7	66	11	46	8	19	17	365	2	10	109	427
	Stock ranches												
43	Horses and mules, excluding colts ..... number	16	157	56	354	103	1,462	4	36	140	1,871	181	1,283
44	Cows and heifers kept mainly for milk ..... number	13	84	43	200	69	556	7	35	20	119	158	485
45	beef ..... number	13	676	29	1,519	83	9,314	1	7	57	5,402	44	1 730
46	Other cattle, including calves ..... number	16	1,743	52	2,402	100	12,605	8	82	66	6,620	133	2,959
47	Sows and gilts ..... number	4	6	18	33	34	99	3	6	1	12	25	36
48	Other hogs, excl pigs under 3 mos old ..... number	8	54	29	164	52	283	2	24	17	78	51	187
	Poultry farms												
49	Horses and mules, excluding colts ..... number	13	40	6	20	3	9	178	421	3	10	18	56
50	Cows and heifers kept mainly for milk ..... number	16	84	6	26	3	12	327	787	3	9	38	98
51	beef ..... number	2	13	1	50	2	22	10	22			2	6
52	Other cattle, including calves ..... number	13	108	5	111	4	61	189	680	2	6	25	82
53	Sows and gilts ..... number	1	1	2	4			25	34	1	1	2	2
54	Other hogs, excl pigs under 3 mos old ..... number	1	10	3	7	1	1	57	167	2	3	9	18
	Self-sufficing farms												
55	Horses and mules, excluding colts ..... number			7	19	3	10	35	66	14	40	35	85
56	Cows and heifers kept mainly for milk ..... number			5	11	2	3	61	77	13	34	50	93
57	beef ..... number					1	7	1	1				
58	Other cattle, including calves ..... number			3	5	2	5	35	58	11	34	39	108
59	Sows and gilts ..... number			2	2					2	7	7	11
60	Other hogs, excl pigs under 3 mos old ..... number			1	5			13	25	6	20	12	19
	Abnormal and unclassified farms												
61	Horses and mules, excluding colts ..... number	3	52	23	93	38	121	194	423	79	332	103	241
62	Cows and heifers kept mainly for milk ..... number	6	15	20	57	25	71	391	635	49	131	165	378
63	beef ..... number			1	1	12	42	6	8	3	140	9	29
64	Other cattle, including calves ..... number	3	4	17	227	24	77	240	582	36	139	118	396
65	Sows and gilts ..... number			3	3	3	4	33	73	5	9	17	167
66	Other hogs, excl pigs under 3 mos old ..... number	1	1	12	23	7	16	80	269	18	46	51	128
	SPECIFIED ITEMS, BY TWO TYPES OF FARMS												
67	Steers, 2 years old and over — Ranches ..... number		512		207		1,766		6		237		232
68	All other ..... number		323		103		141		135		17		1 007
69	Sheep, excluding lambs — Ranches ..... number	12	15,896	47	22,107	76	109 436	28	47 382	129	92,065	201	237,676
70	All other ..... number	32	4,604	88	11,077	26	2,330	306	40,149	69	9,974	736	110,593
71	All cows milked — Dairy ..... number	62	680	26	199	22	221	331	3,768	8	91	163	1,183
72	All other ..... number	159	912	164	845	203	1,037	1,636	4,240	152	556	1,331	4,381
73	Of beef or dual-purpose breeding — Dairy ..... number	13	87	10	69	7	48	31	275			11	54
74	All other ..... number	37	205	61	278	111	525	113	312	8	26	215	668
75	Milk produced — Dairy — No and gals	62	426,372	26	129,290	22	172 350	331	2,729 849	8	40 340	163	874 093
76	All other — No and gals	159	600,565	164	469,487	203	556,109	1,636	2,592,461	152	219,787	1,331	2,678,870
77	Production, per cow — Dairy — gallons		735		650		780		724		443		739
78	All other — gallons		659		556		536		611		396		611
79	Whole milk sold — Dairy — gallons		271,829		32,710		94,305		2,489,443				107 765
80	All other — gallons		309,194		226,860		200,765		1,262,222		1 515		211 407
81	Cream sold as butterfat — Dairy — pounds		33,285		25,122		24,810		12,618		12,220		226,164
82	All other — pounds		64,502		37,429		74,176		51,163		36,794		453,314
83	Chickens over 3 months old on farms Apr 1, 1930 — Poultry — number	22	11,330	6	539	4	508	568	399 238	2	162	50	18,198
84	All other ..... number	159	20,590	177	5,186	173	9 092	1,409	132,585	135	4,706	1,155	57,875
85	Chicken eggs produced — Poultry ..... dozens		107,075		5,855		7,250		4,063,025		1,825		202,246
86	All other ..... dozens		176,202		39,796		81,713		931,087		44,635		465,567
87	Production, per chicken on hand — Poultry ..... dozens		9 5		10 9		12 1		10 2		11 3		11 1
88	All other ..... dozens		8.6		7 7		9 0		7 0		8.3		8.0

STOCK PRODUCTS, 1929, BY TYPE OF FARM—Continued

bottom of p 8]

SEVIER		SUMMIT		TOOELE		UINTAH		UTAH		WASATCH		WASHINGTON		WAYNE		WEBER		
Farms reporting	Animals or quantity	Farms reporting	Animals or quantity	Farms reporting	Animals or quantity	Farms reporting	Animals or quantity	Farms reporting	Animals or quantity	Farms reporting	Animals or quantity	Farms reporting	Animals or quantity	Farms reporting	Animals or quantity	Farms reporting	Animals or quantity	
194	634	86	289	32	209	268	1,125	722	2,147	103	353	121	443	50	220	345	1,048	1
190	923	91	523	42	200	266	1,472	748	3,207	104	547	165	560	36	147	353	1,760	2
38	240	22	138	13	106	23	173	154	1,642	53	337	32	332	29	241	15	115	3
184	1,825	88	962	41	365	277	2,562	702	6,206	108	1,404	162	1,133	47	382	347	2,512	4
44	92	18	27	6	19	55	81	131	234	25	48	20	60	21	34	72	112	5
113	870	40	123	18	68	140	503	386	1,331	61	366	87	366	40	124	132	584	6
30	108			25	91	22	85	108	358			8	41	4	10	24	99	7
26	86			24	75	17	75	87	259			12	32	2	2	19	98	8
				2	14	3	13	13	62			3	10	2	13	1	3	9
19	235			17	91	13	93	71	524			13	67	2	14	15	222	10
7	13			2	2	1	2	14	30			1	3	2	3	4	27	11
13	31			12	33	11	33	37	108			5	40	3	6	5	45	12
226	831	17	54	27	83	126	591	420	1,225	28	69	25	66	12	40	294	888	13
194	831	15	57	26	63	72	258	403	1,265	29	97	37	108	5	9	261	1,067	14
23	215	6	16	7	37	8	55	56	408	7	29	4	8	4	21	7	81	15
185	1,569	14	134	25	152	69	436	353	2,268	22	202	30	130	4	27	215	1,241	16
39	88	1	1	4	7	12	21	55	104	7	16	3	3	2	4	28	68	17
102	283	5	13	8	22	31	98	172	642	8	136	18	33	9	14	90	245	18
				2	9	5	18	303	556			15	34	3	9	86	198	19
				2	6	3	7	314	730			27	62	3	6	80	240	20
								3	17			3	12	1	2	2	9	21
				2	4	3	9	229	717			22	94	3	11	53	193	22
								44	74			3	5			2	2	23
				1	7	2	4	130	296			13	33	3	6	21	69	24
3	6							67	155			5	10			102	239	25
								62	165			13	28			66	172	26
								3	8			1	1			1	4	27
								53	219			6	11			56	180	28
								9	10							8	12	29
								24	49			11	43			24	58	30
92	287	130	475	22	85	137	574	193	541	74	229	6	16	13	60	270	816	31
100	667	143	1,924	35	325	140	1,263	217	2,080	82	692	11	62	13	107	299	2,704	32
8	48	28	157	2	6	8	21	12	61	24	120			2	6	4	30	33
94	967	142	2,583	31	292	140	1,774	203	2,401	78	1,208	10	100	13	157	287	2,778	34
24	52	18	26	9	25	25	38	30	49	24	51	2	4	6	8	32	61	35
46	148	54	169	12	91	87	235	75	190	39	154	5	6	9	26	81	360	36
247	1,230	98	405	24	118	107	514	112	456	64	247	19	71	86	455	40	196	37
231	1,172	90	691	30	105	87	503	81	315	56	326	17	59	40	204	42	271	38
92	1,797	44	492	23	850	25	836	64	1,535	49	794	18	453	60	1,141	13	175	39
243	6,634	98	2,265	40	840	99	2,132	111	3,414	70	2,333	27	781	82	1,767	42	1,622	40
42	88	18	27	7	16	17	55	17	46	16	27	2	17	41	63	9	29	41
138	682	51	109	11	56	63	224	47	177	24	169	10	62	66	397	19	241	42
32	230	55	414	47	502	82	744	121	784	36	268	68	306	29	348	24	267	43
25	108	49	329	42	236	50	345	71	328	30	142	62	232	13	71	15	102	44
13	537	27	1,629	40	2,054	32	2,219	44	2,151	18	384	52	4,146	20	940	9	570	45
28	1,307	52	2,737	53	2,655	65	3,282	82	4,310	35	1,378	81	4,192	25	1,068	19	2,073	46
3	8	14	45	7	17	8	11	8	52	6	11	10	38	6	18	3	5	47
6	30	21	157	18	217	31	142	33	154	8	58	32	133	18	78	9	54	48
25	75	26	85	6	14			205	494	9	20	10	20			47	114	49
41	155	28	116	9	25			208	732	16	75	14	44			60	235	50
1	5	8	40	2	35			26	84	5	13					4	57	51
35	249	26	301	9	82			216	965	16	148	12	82			51	210	52
3	6	1	2	2	7			28	48	2	4					4	16	53
20	38	3	4	2	15			70	189	10	29					15	112	54
12	54	5	10	14	43	85	301	50	108	5	11	32	67	20	89	25	47	55
14	31	3	9	15	23	72	178	64	151	5	14	58	106	13	33	30	49	56
2	3	1	1			1	3	3	3	1	4	5	13	9	44			57
16	48	3	7	11	16	66	243	40	187	4	19	42	120	14	104	19	35	58
2	5	2	2	2	3	9	12	4	4			1	3	5	7	1	2	59
8	32	1	2	1	2	32	69	20	32	2	7	22	40	15	29	8	15	60
38	62	29	70	33	83	107	304	162	381	24	67	52	242	23	165	87	179	61
47	140	39	113	50	86	97	301	253	527	39	93	118	240	12	31	129	253	62
4	14	5	15	8	99	12	81	17	189	6	23	6	51	14	94	3	14	63
27	136	33	119	36	135	97	414	181	883	33	143	52	279	16	96	83	262	64
4	7	6	7	4	7	9	15	17	48	2	2			3	3	3	4	65
17	27	6	19	13	57	40	107	82	398	12	22	30	53	16	30	28	211	66
	284		545		330		355		1,363		458		995		113		852	67
	2,318		664		145		616		1,608		962		343		122		534	68
37	32,564	53	45,663	62	83,633	82	79,187	132	168,625	48	58,506	40	32,121	25	34,627	29	76,438	69
364	57,723	189	17,559	106	7,475	382	36,797	488	44,332	110	8,215	62	4,45	79	17,004	110	6,443	70
100	731	144	1,970	36	365	142	1,270	225	2,311	52	791	11	75	12	92	305	2,576	71
836	3,839	330	2,108	272	947	700	3,310	2,528	8,231	304	1,542	586	1,599	212	949	1,052	4,551	72
17	51	38	257	5	22	32	190	23	145	23	107	1	3	5	26	30	156	73
238	909	120	533	83	235	223	863	301	947	107	338	95	263	134	512	126	518	74
100	330,239	144	1,311,165	36	232,534	142	534,943	225	1,626,676	82	545,641	11	51,345	13	71,746	305	2,114,747	75
836	2,053,652	330	1,161,101	272	440,754	700	1,661,702	2,528	4,450,744	304	514,944	586	753,524	212	434,256	1,052	2,628,507	76
	733		615		637		657		704		690		685		780		735	77
	538		551		530		518		541		532		471		512		578	78
	381,810		615,890		160,687		38,257		1,328,415		141,085		4,695		360		1,881,456	79
	1,333,664		166,209		68,860		75,301		1,716,522		275,953		38,598				1,691,003	80
	27,202		167,030		9,316		242,094		65,714		105,776		13,169		23,305		35,611	81
	101,822		244,083		27,778		352,143		369,071		118,536		68,317		75,345		142,144	82
46	22,270	32	14,701	14	6,690			470	317,688	15	10,150	16	1,469			101	47,112	83
623	45,146	318	23,943	294	14,810	847	29,053	1,805	164,792	257	20,029	483	11,830	216	6,091	1,189	87,065	84
	221,130		159,609		75,441				3,012,080		112,155		15,787				509,229	85
	383,957		184,138		126,652		335,317		1,210,349		153,796		94,338		55,854		644,458	86
	9.9		10.9		11.3				9.5		11.0		10.7				10.8	87
	8.1		7.7		8.6		8.1		7.3		7.7		8.0		9.2		7.4	88

COUNTY TABLE V.—TYPE OF

[See NOTE,

	TYPE AND SIZE (see definitions in Introduction)	THE STATE	Beaver	Box Elder	Cache	Carbon	Daggett	Davis	Duchesne	Emery	Garfield	Grand	Iron	Juab
		Number	Number	Number	Number	Number	Number	Number	Number	Number	Number	Number	Number	Number
	General farms													
1	Under 10 acres	233	5	16	18	3		7	4	3	1		2	5
2	10 to 19 acres	400	2	28	27	3		26	3	8	5		2	6
3	20 to 49 acres	1,512	10	111	106	11		89	44	56	11	4	17	11
4	50 to 99 acres	1,381	17	86	87	16	1	62	55	91	18	3	17	20
5	100 to 174 acres	945	8	49	54	10	4	17	115	90	30	1	20	23
6	175 to 259 acres	416	5	29	30	1	1	9	46	33	15		9	11
7	260 to 499 acres	341	4	27	21	5		4	30	26	8	1	11	9
8	500 acres and over	172		26	10			1	7	4	2	2	5	5
	Cash-grain farms													
9	Under 20 acres	53		6	1	3		1				4		2
10	20 to 49 acres	180		42	22	6		3	1	7	3	4		3
11	50 to 99 acres	234		60	29	6	1		4	16	1	2		23
12	100 to 174 acres	298		78	53	2	3	3	6	21	1	3		38
13	175 to 259 acres	208		64	50	1			1	10		2		30
14	260 to 499 acres	298		98	67	1	1	4	1	7	2			33
15	500 to 999 acres	178		86	35			1				1		18
16	1,000 acres and over	108		67	6		1			1				12
	Crop-specialty farms													
17	Under 10 acres	99		6	11			7	1		2			
18	10 to 19 acres	295		20	29	2		33	1	1			3	1
19	20 to 49 acres	1,356	12	105	140	18		159	24	5	9	4	8	6
20	50 to 99 acres	1,091	19	128	159	20		92	34	4	16	2	11	5
21	100 to 174 acres	660	11	68	77	12	3	15	51	11	10	5	7	5
22	175 to 259 acres	210	4	26	27	1	3	2	11	6	4		6	3
23	260 to 499 acres	195	4	22	22	4	5	6	8	3	6	1	3	3
24	500 to 999 acres	66		15	2			2	2	2	3		2	
25	1,000 acres and over	33		6		1							2	1
	Fruit farms													
26	Under 3 acres	26		6	5			11						
27	3 to 9 acres	222		34	10			42		1				
28	10 to 19 acres	257		19	1			28		2				
29	20 to 49 acres	297		23	6			33		4				
30	50 to 99 acres	103		15	1			18		2				
31	100 to 174 acres	44		10	1			4		2				
32	175 to 259 acres	20		4				3						
33	260 to 499 acres	8		1										
34	500 to 999 acres	4		3										
35	1,000 to 4,999 acres	5		1										
	Truck farms													
36	Under 3 acres	4												
37	3 to 9 acres	156		10	6			73						
38	10 to 19 acres	206		3	3			85						
39	20 to 49 acres	244		9	7			80		1				
40	50 to 99 acres	69		4	1			20		1				
41	100 to 174 acres	29		3				10		1				
42	175 acres and over	13		1				1		1				
	Dairy farms													
43	Under 3 acres	78		8	33									1
44	3 to 9 acres	166	1	6	54			8		1				2
45	10 to 19 acres	247	7	8	73			14	1	1	1		1	3
46	20 to 49 acres	935	42	32	234	7		50	14	4	1		15	6
47	50 to 99 acres	936	54	26	214	5		40	45	3	1		8	5
48	100 to 174 acres	575	27	23	115	10		17	70	10	2		9	4
49	175 to 259 acres	209	10	6	45	1		6	18	3	3		4	5
50	260 to 499 acres	148	8	8	22	2		2	21	1			5	
51	500 acres and over	78	1	4	12	1		2	4	1	1		2	1
	Animal-specialty farms													
52	3 to 9 acres	13		3	2							1		
53	10 to 19 acres	49	1	1	3				1		2		8	1
54	20 to 49 acres	313	3	3	6	1		9	3	11	6		14	10
55	50 to 99 acres	597	6	14	10	2		22	19	15	16	2	28	12
56	100 to 174 acres	539	10	17	11	2	2	11	22	19	17	5	32	13
57	175 to 259 acres	233	5	9	2	1	1	4	18	10	5		20	6
58	260 to 499 acres	259	3	9	9	1		2	14	7	3		20	11
59	500 to 999 acres	93		4	2			5			1	2	12	6
60	1,000 to 4 999 acres	10		4	1								1	
	Stock ranches													
61	Under 3 acres	364	1	13	5	10	1	4	10	6	28	26	15	11
62	3 to 49 acres	145	4	3	3	2	1	4	3	7	23	5	2	
63	50 to 99 acres	151	8	5	2	2	1		24	12	13	1	2	
64	100 to 174 acres	245	10	5	2	9			41	11	38	8	2	
65	175 to 259 acres	182	2	3	1	2	2	2	23	7	20	2	9	
66	260 to 499 acres	347	14	13	4	4	5	1	39	8	25	4	16	6
67	500 to 999 acres	387	6	27	9	1	4	2	4	6	15	6	50	5
68	1,000 to 4 999 acres	453	2	40	14	2	3	4	4	8	13	2	48	10
69	5 000 to 9,999 acres	69	1	5	2		1	1			1	2	14	3
70	10,000 acres and over	45		5	2			4	1		1		4	1
	Poultry farms													
71	Under 3 acres	531		39	50			25				1		6
72	3 to 9 acres	388		27	25			14		1		1		3
73	10 to 19 acres	220		7	13			8		1		2		
74	20 to 49 acres	357	2	22	19			14	2	5			1	4
75	50 to 99 acres	156	1	12	14			11		2		1	1	1
76	100 to 174 acres	93	2	4	6				3	1		1	2	2
77	175 to 259 acres	28	1	3	3					2				1
78	260 to 499 acres	40	1	2	2				1	2			4	2
79	500 to 999 acres	14		2	1				1				1	
	Self-sufficing farms.													
80	Under 3 acres	15			2			1			1			1
81	3 to 9 acres	190	1	3	10	7		8	1	3	5	1		2
82	10 to 19 acres	146		5	2	3		4	1	1	4		6	3
83	20 to 49 acres	253	3	3	3	4		4	33	18	11	1	12	3
84	50 to 99 acres	148	2	1	1	3		2	22	20	13		3	
85	100 to 174 acres	92	1	1	1	2			19	10	10	2	4	5
86	175 to 259 acres	30						1	3	7	2		2	
87	260 to 499 acres	28	1						1	2	1		6	
88	500 acres and over	20		2							2	1	5	
	Abnormal farms													
89	Under 3 acres	331	5	22	41			25	1	1	1	5	2	9
90	3 to 9 acres	1,008	5	24	75	13		79	2	6	10	9	8	12
91	10 to 19 acres	602	6	16	28	10		38		10	14	1	6	5
92	20 to 49 acres	631	10	15	26	22	1	25	18	35	14	3	13	17
93	50 to 99 acres	245	7	6	13	4		10	5	24	10		15	8
94	100 to 174 acres	199	4	11		2	2	1	7	14	22	5	9	4
95	175 to 499 acres	136	4	9	1	2	1	2	4	4	5	1	15	5
96	500 acres and over	48	1	3	1	1			1		2		5	2

FARM, BY SIZE, 1930

bottom of p. 8]

Kane	Millard	Morgan	Piute	Rich	Salt Lake	San Juan	Sanpete	Sevier	Summit	Tooele	Uintah	Utah	Wasatch	Washington	Wayne	Weber	
Number	Number	Number	Number	Number	Number	Number	Number	Number	Number	Number	Number	Number	Number	Number	Number	Number	
	6			5	42	2	10	9	2	1	4	60	1	10		17	1
	4			2	68		17	19	1	1	8	98	8	27		37	2
	45	19	7	5	140	1	85	71	16	5	62	352	40	43	10	141	3
2	68	11	18	4	81		132	82	22	6	91	202	33	33	13	199	4
2	63	11	14	8	23	4	84	25	24	9	71	68	19	25	22	51	5
3	27	8	4	3	14	4	38	8	6	5	29	29	12	19	5	13	6
3	23	13	2	4	4	17	31	3	14	8	19	21	3	18	2	11	7
5	12	6	1	3	1	9	18	1	7	11	4	16	2	12		2	8
					8		3	2		1	2	17		2		1	9
	2		2	1	19	1	13	7		2	1	33		3	1	4	10
	5		3	1	18	1	47	12			11	30		2	1	11	11
	9				12	3	25	4		5	6	18		3	2	3	12
	4				11	3	9	3		7	1	8		2		2	13
	7		1	2	12	19	9	2		7	3	16		3		2	14
	5			2	6	7	3	1		5		7				1	15
	1			1	7	2	2	1		4		1		1		1	16
			1		20		2	8		3	1	19		4	1	13	17
1	1		1	1	64	2	5	13	2	1	2	63	4	5	1	39	18
1	66	5	5	2	209	3	34	88	5	7	23	245	11	9	1	152	19
3	88	9	9	2	82	2	39	81	5	10	36	119	17	8	5	86	20
3	91	4	2	4	40	9	19	42	5	9	57	50	10	4	5	31	21
1	25	2	1	1	6	3	9	11	2	5	10	21	2	6	3	8	22
3	22	4	3	4	6	16	8	7	2	2	14	5	2	4	1	4	23
5	7	3		2	2	4	2	1		4	2	2		2		2	24
	6	1		2	3	1		1		2	2	4				1	25
												3				1	26
					23					2	1	84		3		21	27
					33							130		11		33	28
					24					1	3	158		8	2	35	29
					9						4	31		3	1	19	30
					2							15		3	1	6	31
										1		5		4		3	32
					2							2				3	33
					1												34
										1							35
							1					1				2	36
		1			26		2	5				14		3		16	37
		2			47		3					26		5		32	38
		11			30		6	1				42		4		53	39
		5			2		8					12		3		14	40
		2					2					4				7	41
		4					4									2	42
	4	3	1		9		2	3	1	1		8		3		2	43
	8	2	1		28		3	2	2			28	3			17	44
1	5	1			33		11	10	12	7	4	20	9	2		28	45
	43	8	4	2	134	1	44	30	26	1	29	81	24	3	1	99	46
1	51	4	7	9	83	1	48	38	52	7	42	58	26	1	4	103	47
	45	12	7	4	29	1	33	14	21	6	40	21	10	1	5	39	48
	17	7	4	3	10	1	11	2	9	1	16	10	5		1	11	49
1	8	17	2	3	3	4	5		10	8	6	2	2		1	8	50
	8	8		1	2		1	1	11	5	5	2	3	2	1	3	51
	2				2		2							1			52
	1			1	6		5	4		1	2		5	5	1	1	53
	18	1	3	2	20	3	51	40	15	6	21	29	16	5	4	12	54
	33		4	4	9	31	100	91	23	14	30	44	25	6	26	12	55
	51	1	4	6	8	2	81	66	32	9	34	24	11	5	34	10	56
	14	4	7	1	5		25	33	11	9	11	9	8	2	11	2	57
	33	5	1	3	2	5	46	15	16	5	13	12	7	3	11	3	58
	11	4	1	1	1	1	18	7	3	2	1	6	1			4	59
								4									60
6	6		3		16	98	15	5		9	27	25	4	7	8	5	61
16	5		1		3	20	8	3		1	3	10	9	9			62
7	9		9		2	5	7	1	2	4	8	10	9	6	2		63
4	6		11	7	1	10	22	5	2	10	15	10	3	8	3	2	64
3	5		16	4	2	4	21	3	4	7	7	12	3	14	6		65
13	34		12	12	1	5	35	6	8	14	20	13	5	19	9	2	66
14	31	4	5	36	1	4	37	8	19	13	20	23	4	21	2	10	67
27	22	9	4	45	2	3	59	8	17	20	4	44	12	13	1	13	68
2		3		1	1	1	11		7	1	1	5	4	1			69
	1	3		4		1	2		2			9	2			3	70
	5	5			197		20	9	2	2		146				24	71
	1	2			165	1	8	9	4	4		92	1	3		27	72
		4		1	89		3	4	2	2		67	3	2		12	73
	4	4	1		119		6	14	6	2		104	5			23	74
	3	2		1	26		7	7	8	1		40	4	4		10	75
	8		4	2	11	1	5	4	6	2		17	1	5		6	76
	1	2			4	1			1	1		6		1		1	77
	2	2	1		2	1	4		4	2		5	2	1			78
		1				1	1		1	1		2	1	1			79
					5		1					1		1		2	80
	3		2	2	34	1	11	4	1	11	14	33		17	1	15	81
4	3		1	1	20	3	7	7	1	2	14	25	3	17		10	82
7	18		1		12	1	21	6	1	5	29	16	4	14	6	12	83
	12		3	1	2	4	11	2	1	2	21	5	1	6	9	1	84
2	5					2	1		1	2	14	1		6	3		85
	1					1	3	1		2	3	1		2	1		86
1	1		1			4					3	1		6			87
				1	1					1	1	1		4	1		88
3	5	5	1	4	85	10	14	9	4	2	1	58	2	1		17	89
9	8	1	5	7	301	3	38	13	10	20	22	165	11	34	1	108	90
8	11	1	6	6	152	1	50	5	13	11	19	97	13	28	2	69	91
13	43		8	9	71	4	46	17	9	20	46	57	15	21	7	35	92
4	20		2	2	11	8	18	3	8	6	16	16	5	13	3	8	93
9	18		2	6	4	11	18	1	2	10	14	6	2	10	4	2	94
5	6		2	6	2	31	6	2	3	9	4	4	1	12		1	95
3	3		1	3	1	4	1	1	1	3		2		6	1		96

COUNTY TABLE VI.—TYPE OF FARM, BY SPECIFIED VALUE OF FARM

[See NOTE,

	TYPE, BY VALUE OF PRODUCTS (See definitions in Introduction)	THE STATE	Beaver	Box Elder	Cache	Carbon	Daggett	Davis	Duchesne	Emery	Garfield	Grand	Iron	Juab
		Number	Number	Number	Number	Number	Number	Number	Number	Number	Number	Number	Number	Number
	General farms													
1	Under $250	39		2	2				6	4	2		2	2
2	$250-$399	136	2	7	8			4	12	9			3	9
3	$400-$599	379	5	13	10	5		12	22	20	7		20	9
4	$600-$999	1,231	13	41	49	17	3	30	89	98	31	1	21	22
5	$1,000-$1,499	1 273	13	58	57	12	1	45	96	89	29	2	20	14
6	$1,500-$2,499	1,388	15	121	106	10	2	66	80	67	14	5	15	19
7	$2 500-$3,999	680	3	84	73	4		36	25	20	6	2	2	9
8	$4,000-$5,999	193		33	30	1		15	3	2	1	1		3
9	$6,000 and over	75		13	18			7	1	2				2
	Cash-grain farms													
10	Under $250	47		10	2	2				9	2			3
11	$250-$599	173		17	18	7		2		10		4		15
12	$600-$999	236		38	21	3			7	14	4	5		30
13	$1,000-$1,499	288		63	33	4	2	3	4	15	1	1		36
14	$1,500-$2 499	389		138	73	2	2	3	2	8		2		42
15	$2,500-$3,999	252		109	67	1	2	1		4		2		19
16	$4,000-$5,999	137		72	31			2		1		1		11
17	$6,000-$9,999	63		43	13			1		1		1		2
18	$10,000 and over	22		11	5									1
	Crop-specialty farms													
19	Under $250	145	2	7	8	1		1	21		3		3	2
20	$250-$599	449	10	20	20	11	1	11	45	7	7	3	14	4
21	$600-$999	610	12	27	34	13	1	12	33	7	16	4	7	5
22	$1,000-$1,499	704	9	49	58	10		32	17	8	17	4	5	5
23	$1,500-$2,499	910	11	101	117	9	4	77	12	3	6		6	6
24	$2,500-$3,999	700	6	104	110	12	1	90	3	6	1	1	5	2
25	$4,000-$5,999	317		52	83	1	4	53		1				
26	$6 000-$9,999	145		29	33			36	1				2	
27	$10,000 and over	25		7	4	1		4						
	Fruit farms													
28	Under $250	25		3	1			6						
29	$250-$599	114		14	7			17		1				
30	$600-$999	161		15	6			20		2				
31	$1,000-$1,499	195		19	3			22		3				
32	$1,500-$2,499	215		22	4			32		4				
33	$2,500-$3,999	152		22	2			22		1				
34	$4,000-$5,999	82		15				17						
35	$6,000-$9,999	27		4	1			3						
36	$10 000 and over	12		2				1						
	Truck farms													
37	Under $250	5			1									
38	$250-$599	78		1	2			14						
39	$600-$999	124		9	7			39						
40	$1,000-$1,499	156		9	3			60		1				
41	$1,500-$2,499	187		5	4			77		2				
42	$2,500-$3,999	107		3				51						
43	$4,000-$5,999	42		1				22						
44	$6,000-$9,999	19		2				5						
45	$10,000-$19,999	3						1		1				
	Dairy farms													
46	Under $250	19			5				2	2			2	1
47	$250-$599	266	13	11	50			3	12	5			4	4
48	$600-$999	577	32	22	100	1		29	26	7	5		9	9
49	$1,000-$1,499	731	40	19	143	2		27	46	5			13	6
50	$1,500-$2,499	936	43	35	250	11		39	47	4	3		8	4
51	$2,500-$3,999	559	18	26	168	3		30	33		1		7	2
52	$4,000-$5,999	178	4	7	65	4		8	6				1	
53	$6,000-$9,999	82		1	20	3		2	1	1				
54	$10,000 and over	24			1	2		1						1
	Animal-specialty farms													
55	Under $250	4			2				1					
56	$250-$599	73	1	1		3	1		4	3	4	2	10	3
57	$600-$999	185	5	3	3			2	7	11	8	1	18	7
58	$1,000-$1,499	260	3	9	5	3		3	8	13	5		19	9
59	$1,500-$2,499	540	5	9	8		1	6	23	21	20	2	28	15
60	$2,500-$3,999	441	7	13	11	1	1	7	18	9	6	2	28	13
61	$4,000-$5,999	276	1	12	9			5	9	3	3		14	6
62	$6 000-$9,999	195	2	2	3			13	2	2	2	1	11	3
63	$10,000 and over	132	4	15	5			18	5		2	2	5	3
	Stock ranches													
64	Under $250	34		4		2						2	5	
65	$250-$599	89		4		2			5		4	2	9	1
66	$600-$999	150	2	4	2	3		1	9	4	11	8	13	1
67	$1,000-$1,499	192	5	12	2	1	3	2	11	3	20	3	10	7
68	$1,500-$2,499	360	5	12	8	4	6	1	31	21	26	6	23	4
69	$2,500-$3,999	403	14	19	5	4	3	1	40	13	48	2	22	4
70	$4,000-$5,999	366	12	20	7	8	1	2	13	10	28	3	25	7
71	$6,000-$9,999	381	7	26	7	6	3		25	10	27	9	27	3
72	$10,000-$19,999	280	3	11	6	2	1	7	10	1	11	9	22	4
73	$20 000 and over	133		7	7		1	8	5	3	2	12	6	5
	Poultry farms													
74	Under $250	8		1	1									1
75	$250-$599	107	1	8	10			2	2	1			3	2
76	$600-$999	249		11	23			14		4		3	3	4
77	$1,000-$1,499	311	2	22	35			13	3	2		1	2	2
78	$1,500-$2,499	445	3	32	27			19	1	2				5
79	$2,500-$3,999	373	1	22	23			14	1	3		2	1	2
80	$4 000-$5 999	191		14	10			5		5				3
81	$6,000-$9,999	98		4	2			5						
82	$10,000 and over	45		4	2									
	Self-sufficing farms													
83	Under $250	249	1	9	9	3		4	18	6	3	2	13	4
84	$250-$399	265	2	4	5	2		9	16	9	17	1	11	5
85	$400-$599	212	3	2		6		3	18	15	18		8	4
86	$600-$999	188	2		4	7		4	23	31	11	2	6	1
87	$1,000-$1 499	8			1	1			5					
	Abnormal farms													
88	Under $250	764	10	20	43	6	1	38	8	5	16	10	16	23
89	$250-$399	826	12	21	51	12		39	7	17	20	6	29	19
90	$400-$599	910	7	33	55	16	2	52	14	24	28	6	14	10
91	$600-$999	611	11	19	32	17		36	7	46	14	1	13	10
92	$1,000-$2,499	17		1	1	2	1	2	2			1		
93	$2,500-$3,999	11				2		2		1				
94	$4,000-$5,999	10		2						1			1	
95	$6,000-$9,999	13		3				1						
96	$10,000 and over	38	2	7	3			8						

PRODUCTS SOLD, TRADED, OR USED BY OPERATOR'S FAMILY, 1929

bottom of p 8]

Kane	Millard	Morgan	Piute	Rich	Salt Lake	San Juan	Sanpete	Sevier	Summit	Tooele	Uintah	Utah	Wasatch	Washington	Wayne	Weber	
Number	Number	Number	Number	Number	Number	Number	Number	Number	Number	Number	Number	Number	Number	Number	Number	Number	
	1	1		4	6	1	3	3									1
1	5		3		9	3	6	6	2	1	3	21	3	6		8	2
2	24	4	1	1	87	6	33	20	5	5	17	54	4	17	6	20	3
7	72	5	10	10	94	17	110	48	18	12	68	155	22	73	19	75	4
4	51	7	8	6	60	4	105	45	31	10	92	214	29	53	19	99	5
2	69	23	16	7	79	3	101	55	23	10	74	232	35	29	9	101	6
	16	19	8	5	38	1	47	30	10	4	27	125	22	4		66	7
	9	7			14	1	6	8	3	2	4	36	3			11	8
	1	2		1	6	1	4	4		2	1	9				1	9
					3	3	5				1	7					10
	10		3		12	7	23	8		1	5	21		3		7	11
	9			1	19	5	24	10		2	6	30		1	8	4	12
	9		2	1	20	33	28	5		11	4	29		6		3	13
	1		1	3	18	3	27	5		10	8	29		6	1	5	14
	8			2	7	3	8	3		5		12				4	15
					10	1	1	1		2		2				2	16
					1	1											17
	1				3											1	18
1	19		2		19	4	8	3		3	29	6	3				19
4	52	4		1	48	8	15	14	7	7	29	53	4	5	6	39	20
4	64	4	4	4	71	11	25	25	3	6	31	101	12	11	7	56	21
3	59	6	5	4	82	9	26	50	6	7	27	116	8	15	1	67	22
5	74	7	7	5	99	6	33	76	4	10	16	125	13	6	8	60	23
	24	2	3	1	69	2	11	53	2	6	12	92	5	5		72	24
	10	3	1	1	32		1	25		2	2	23				23	25
	4	2		2	11			6		2	1	10	1			5	26
	1				1							3				4	27
					2						1	8			1	3	28
					9					2	2	49		4		9	29
					24							60		6		28	30
					21						8	85		12	3	24	31
					21					2	2	98		8		22	32
					6							80		1		18	33
					8							31		1		10	34
					2							13				4	35
					1					1		4				3	36
		1			1		1					1					37
		3			16		2					19		2		19	38
		1			14			2				19		7		26	39
		5			20		9	3				17		4		25	40
		9			21		4	1				27		1		36	41
		2			23		1					10				17	42
		3			8		3					3				2	43
		1			2		6					2				1	44
												1					45
	1				1		3	2									46
1	28	3	3		11	2	26	12	14	4	13	19	4		1	28	47
1	53	5	7	4	37	1	40	24	24	4	27	31	16	4	8	56	48
	48	12	6	3	67	4	37	19	31	11	48	42	22	3	5	72	49
1	33	25	7	13	91	1	47	22	37	4	44	61	22	4	3	77	50
	20	13	3	2	71		7	15	16	8	9	40	14		1	52	51
	4	5	1		27			4	13	2		15	2			10	52
					19		8	2	7	2	1	14	1			6	53
					7				2	1		3	1			5	54
							1										55
	4			1	8	20	6			1	2	1		3			56
	12	1	5	2	3	16	27	8	3	7	13	6	5	4	3	5	57
	27		4	1	9	1	45	16	13	14	7	4	15	4	20	3	58
	41	1	3	8	6	1	98	42	34	7	33	44	29	10	33	12	59
	40	8	5	4	7		68	33	28	13	33	32	9	4	18	8	60
	33	6	1	2	8	4	38	53	14	4	17	20	8		6	10	61
	12	3	2		13		28	54	7		5	16	4	1	5	4	62
	4	1			4		17	33	1		2	1	3	1	2	4	63
1			1	1		17								1			64
10	2		2	1		31	4			5	4			1	1	1	65
14	5		3	3		29	6	1	2	4	6	7	1	8	1	2	66
17	10		5	3	3	25	12	3	3	7	7	3		12	2	1	67
14	21	4	12	15	2	16	34	3	8	9	16	19	8	24	3	5	68
7	22	2	15	19	4	11	35	4	12	15	19	32	3	20	4	4	69
8	21	4	9	19	2	6	42	13	14	11	16	29	8	14	7	7	70
12	19	2	7	25	6	8	35	7	7	16	19	31	15	12	6	4	71
9	16	5	4	15	10	4	37	4	12	7	15	28	12	6	5	4	72
	3	2	2	8	3	4	12	3	3	5	3	13	8		2	7	73
	1				2		1	1									74
	2		1		25		8	3	2			23		1		13	75
	4	3	2	1	79	1	10	7	4	3		51	3	4		15	76
	3	3		2	96		13	6	10	5		60	2	3		26	77
	8	6	1		153	3	11	15	9	5		117	6	8		17	78
	5	7	1	1	132	1	4	11	6	3		117	1			15	79
	1	2			66	1	3	3				65	3	1		12	80
		1	1		38		3	3	1	1		36	1			2	81
					22		1		2			10	1			3	82
3	7		3	3	22	4	11	5	3	11	26	28	2	18	2	29	83
3	18		2		34	7	18	10	2	4	24	24		23	5	10	84
6	14		1	2	15	3	15	3		6	22	18	4	17	7	2	85
2	4		3		3	1	11	2		4	26	16	2	14	7	3	86
														1			87
18	26	1	9	15	160	27	38	13	12	25	30	94	4	25	2	69	88
15	21	2	5	13	181	20	51	15	8	23	38	96	17	36	5	54	89
16	35	4	6	15	170	10	63	7	13	31	33	126	17	45	5	59	90
6	35		3	2	109	5	38	8	12	12	21	71	10	34	6	41	91
					1			5				1					92
			1					1				2	1	1			93
					1			1				2				2	94
	1		1		2		1	1								3	95
	3		2		3							9				1	96

COUNTY TABLE VII.—TYPE OF FARM, BY

[See NOTE,

	TYPE, BY TENURE OF OPERATOR (See definitions in Introduction)	THE STATE	Beaver	Box Elder	Cache	Carbon	Daggett	Davis	Duchesne	Emery	Garfield	Grand	Iron	Juab
		Number	Number	Number	Number	Number	Number	Number	Number	Number	Number	Number	Number	Number
	General farms													
1	Full owners	3,702	37	259	212	44	6	157	225	215	64	9	60	68
2	Part owners	1,101	5	73	112	1		38	64	49	10		17	13
3	Managers	25	1	1	2	1						1		
	Tenants—													
4	Cash	181	1	10	10	1		10	23	12	2	1	1	1
5	Other	391	7	29	17	2		10	22	35	14		5	7
	Cash-grain farms													
6	Full owners	950		308	158	7	4	5	5	32	5	10		111
7	Part owners	391		114	80			4	4	11				31
8	Managers	16		6	1	1		1			1			1
	Tenants—													
9	Cash	35		3	1	6	1		3	2				3
10	Other	215		70	23	5	1	2	1	17	1	6		13
	Crop-specialty farms													
11	Full owners	2,379	26	229	271	32	7	163	76	17	33	6	25	20
12	Part owners	829	10	73	128	1		67	13	2	6		9	2
13	Managers	26		2	2	2		2				1	1	
	Tenants—													
14	Cash	258	2	21	20	11	2	61	21	3	1	1	2	
15	Other	513	12	71	46	12	2	23	22	10	10	4	5	2
	Fruit farms													
16	Full owners	774		99	16			116		8				
17	Part owners	124		9	3			10		3				
18	Managers	18						1						
	Tenants—													
19	Cash	33		1				10						
20	Other	39		7	5			3						
	Truck farms													
21	Full owners	373		16	4			144		2				
22	Part owners	161		8	8			69		1				
23	Managers	1												
	Tenants—													
24	Cash	136		4	3			46						
25	Other	50		2	2			10		1				
	Dairy farms													
26	Full owners	2,223	92	74	535	21		92	85	19	8		35	20
27	Part owners	710	37	28	194	1		28	52	3			7	1
28	Managers	19			5	2		2					1	1
	Tenants—													
29	Cash	179	4	6	28	1		7	26				1	1
30	Other	241	17	13	40	1		10	10	2	1			4
	Animal-specialty farms													
31	Full owners	1,490	19	44	31	5	2	28	41	46	43	6	101	44
32	Part owners	432	7	17	13	1		18	26	12	4		24	12
33	Managers	9		1								2	1	
	Tenants—													
34	Cash	60	1	1				3	8	1	1		1	1
35	Other	115	1	1	2	1	1	5	3	3	2	2	6	2
	Stock ranches													
36	Full owners	1,812	32	80	34	27	15	14	99	53	148	51	126	28
37	Part owners	371	10	18	7	2	2	2	31	8	19	1	27	6
38	Managers	76		13	1			5	6		1	2	4	1
	Tenants—													
39	Cash	60	2	6	2	1	1	1	11	1	2	1	2	
40	Other	69	4	2		2			2	3	7	1	3	1
	Poultry farms													
41	Full owners	1,552	6	108	103			65	5	14		6	7	15
42	Part owners	154		5	24			1	1				1	4
43	Managers	6												
	Tenants—													
44	Cash	54		2	4			4						
45	Other	61	1	3	2			2	1				1	
	Self-sufficing farms													
46	Full owners	753	5	10	16	15		19	57	40	42	5	27	11
47	Part owners	71	2	2				1	7	7	3		4	2
	Tenants—													
48	Cash	33	1		1	3			8	5	1		3	
49	Other	65		3	2	1			8	9	3		4	1
	Abnormal and unclassified farms													
50	Full owners	3,038	43	95	170	61	6	174	36	77	70	29	78	63
51	Part owners	218	5	9	11	1		11	8	6	1		4	1
52	Managers	39	1	1	4			2	1	1		5	1	1
	Tenants—													
53	Cash	256		6	6	4	1	22	21	10		2	1	2
54	Other	277	4	14	13	9	1	13	19	18	10	5	3	2

TENURE OF FARM OPERATOR, 1930

bottom of p 8]

Kane	Millard	Morgan	Piute	Rich	Salt Lake	San Juan	Sanpete	Sevier	Summit	Tooele	Uintah	Utah	Wasatch	Washington	Wayne	Weber	
Number	*Number*	*Number*	*Number*	*Number*	*Number*	*Number*	*Number*	*Number*	*Number*	*Number*	*Number*	*Number*	*Number*	*Number*	*Number*	*Number*	
12	164	58	34	24	239	29	248	151	67	34	197	550	80	140	45	279	1
3	51	11	9	5	69	6	121	40	14	6	43	211	26	39	5	60	2
	1		1		5		2		1	1	2	5		1			3
	1	2		4	13		8	10	6	3	17	29	1			15	4
1	31	3	3	1	17	2	38	18	4	2	29	51	11	7	2	27	5
	22		4	5	53	22	48	19		16	14	78		6	2	16	6
	9		1	1	27	8	36	4		12	3	31		8	1	6	7
					1		1				1	2					8
	1		1	1	4		1				1	6				1	9
	1				8	6	25	9		3	5	13		2	1	3	10
13	191	18	16	15	248	23	70	133	16	31	91	309	33	30	14	223	11
3	55	3	3	1	97	9	30	69	1	5	25	146	4	6	1	60	12
	6	1		1	4						1	1				2	13
	4	2		1	28	1	2	6	4	2	11	28		1	1	27	14
1	51	4	3		55	7	17	44		5	19	60	9	5	1	23	15
					73					4	7	330		25	3	93	16
					10							70		5	1	13	17
					3					1		4				4	18
					8							11				3	19
											1	13		2		8	20
		9			47		17	4				55		13		63	21
		7			12		3	2				25		1		25	22
																1	23
		8			45		9					9				24	24
		6			1		4					10				14	25
2	140	48	16	20	216	7	94	69	99	30	84	148	60	10	12	189	26
1	28	9	7		76	1	46	23	16	4	27	41	11	1	1	67	27
					1		1		3							3	28
	2	3	3		21		5	8	16	1	14	18	1			19	29
	14	4	1	2	17		17	5	10	1	17	18	10			27	30
	102	11	13	18	42	39	212	174	79	36	74	93	52	22	76	37	31
	39	2	5		18	1	86	66	16	4	19	21	17	4	7	4	32
								1		3		1					33
	5	1	1		2	1	7	6	3	3	7	1	1		1	4	34
	17	1	1		1	1	23	12	2		12	8	3	1	3	1	35
74	93	8	43	69	26	146	151	33	43	61	75	115	42	80	28	18	36
14	17	6	8	28	1	4	51	4	14	5	19	29	10	16	3	9	37
	3	2	4	7		1	3	1	2	5	4	6	1			4	38
1	1	2		3	1		4		1	3	2	9	1			2	39
3	5	1	5	2	1		8		1	5	5	3	1	2		2	40
	18	17	5	4	539	8	40	40	24	15		405	11	16		86	41
	4	3	1		37	1	5	4	5	2		43	4			9	42
					1							5					43
		2			22			1	2			11		1		5	44
	2				14	1	9	2	3			15	2			3	45
13	39		8	5	70	12	45	18	4	21	80	66	3	64	16	37	46
	3				2	1	3	1		3	6	10		3	4	2	47
	1				2		1			1	4	1				1	48
1						2	6	1	1		8	9		1	1	4	49
47	100	6	29	41	619	87	170	54	38	92	112	360	40	116	19	206	50
6	13		8	2	31	8	16	3	3	3	3	38	4	12	2	12	51
1	1			3	9					1	2	3	1	1			52
1	2	1	1	2	74	3	5	2	5	7	15	31	2	2	1	27	53
3	6	1		8	32	10	24	6	6	3	20	21	4	8	5	9	54

COUNTY TABLE VIII.—SPECIFIED FARM

[See NOTE,

	ITEM AND TYPE (See definitions in Introduction)	THE STATE		BEAVER		BOX ELDER		CACHE		CARBON		DAGGETT	
		Farms reporting	Expenditures	Farms reporting	Expenditures	Farms reporting	Expenditures	Farms reporting	Expenditures	Farms reporting	Expenditures	Farms reporting	Expenditures
	Feed	*Number*	*Dollars*	*Number*	*Dollars*	*Number*	*Dollars*	*Number*	*Dollars*	*Number*	*Dollars*	*Number*	*Dollars*
1	All types	13,929	4,937,875	211	62,543	1,105	369,596	1,490	367,405	120	41,420	23	13,704
2	General	2,637	442,395	18	2,779	229	47,669	229	48,621	21	2,614	3	612
3	Cash-grain	643	109,410			241	43,693	164	28,800	6	559	4	900
4	Crop-specialty	1,531	254,946	21	1,540	190	44,102	237	44,111	16	3,640	4	1,810
5	Fruit	588	88,579			70	12,013	12	1,525				
6	Truck	411	58,210			14	900	8	1,665				
7	Dairy	2,068	534,727	90	16,004	76	13,137	547	105,557	14	14,838		
8	Animal-specialty	1,105	477,283	18	2,913	43	39,732	18	7,294	4	200		
9	Stock-ranch	1,173	946,425	32	23,906	61	67,410	25	27,722	17	13,650	9	10,317
10	Poultry	1,665	1,658,824	7	2,500	106	86,577	128	85,013				
11	Self sufficing	384	28,132	4	199	6	593	11	1,040	9	389		
12	Abnormal and unclassified	1,724	338,944	21	12,702	69	13,770	111	16,057	33	5,530	2	65
	Fertilizer												
13	All types	646	48,846	1	20	45	3,834	28	872	4	820		
14	General	92	3,461			5	176	4	88				
15	Cash-grain	15	812			8	532	1	30				
16	Crop-specialty	112	7,795			14	1,509	12	394				
17	Fruit	116	6,956			7	267	2	70				
18	Truck	138	12,389			1	25	1	2				
19	Dairy	32	1,877	1	20	4	150	6	250				
20	Animal-specialty	25	1,600			4	142						
21	Stock ranch	11	973										
22	Poultry	32	1,132			2	33						
23	Self-sufficing	5	99										
24	Abnormal and unclassified	68	11,752					2	38	4	820		
	Labor												
25	All types	15,127	6,058,647	206	66,707	1,337	656,026	1,695	466,197	102	54,998	29	26,066
26	General	3,050	610,449	23	3,604	248	68,652	250	60,592	21	5,090	3	509
27	Cash grain	1,049	340,367			381	156,287	199	57,546	5	1,105	2	325
28	Crop-specialty	2,690	972,427	27	4,351	312	168,667	366	155,009	23	9,956	8	2,480
29	Fruit	752	375,136			88	60,672	16	5,050				
30	Truck	491	224,695			19	14,582	12	1,567				
31	Dairy	1,977	464,432	78	13,031	77	13,570	534	111,099	18	15,077		
32	Animal-specialty	1,434	574,772	16	3,552	47	49,302	38	16,315	2	380	1	150
33	Stock-ranch	1,408	1,987,612	40	37,095	76	99,437	31	42,144	13	16,275	12	22,507
34	Poultry	845	237,877	3	151	46	15,251	57	9,860				
35	Self-sufficing	197	9,562	4	120	3	70	5	205	3	41		
36	Abnormal and unclassified	1,234	261,318	15	4,803	40	9,536	77	8,820	17	7,084	3	95

	ITEM AND TYPE (See definitions in Introduction)	MORGAN		PIUTE		RICH		SALT LAKE		SAN JUAN		SANPETE	
		Farms reporting	Expenditures	Farms reporting	Expenditures	Farms reporting	Expenditures	Farms reporting	Expenditures	Farms reporting	Expenditures	Farms reporting	Expenditures
	Feed	*Number*	*Dollars*	*Number*	*Dollars*	*Number*	*Dollars*	*Number*	*Dollars*	*Number*	*Dollars*	*Number*	*Dollars*
1	All types	142	53,131	99	24,708	149	119,061	1,794	1,011,326	74	12,598	616	281,388
2	General	40	10,587	20	2,613	15	1,457	204	45,907	7	1,556	168	23,466
3	Cash-grain					2	175	30	6,465	7	880	21	3,599
4	Crop-specialty	11	1,641	7	647	5	598	152	22,298	6	555	34	4,999
5	Fruit							48	6,335				
6	Truck	9	2,637					77	13,282			6	314
7	Dairy	29	4,987	11	1,410	10	1,034	244	127,578	2	75	91	15,307
8	Animal-specialty	11	3,953	9	1,120	12	1,279	35	16,041	1	100	190	64,450
9	Stock-ranch	14	6,589	27	8,080	84	111,237	9	4,325	28	4,787	145	127,675
10	Poultry	22	16,582	6	3,862	4	845	567	689,512	4	2,225	43	29,382
11	Self-sufficing			3	77	2	72	41	3,764	6	463	22	1,246
12	Abnormal and unclassified	6	6,155	16	6,899	15	1,664	387	65,819	13	1,902	96	10,860
	Fertilizer												
13	All types	5	496	2	25			84	7,664			24	1,366
14	General							14	600			7	398
15	Cash grain							1	170			1	10
16	Crop-specialty	3	430					17	702			3	155
17	Fruit							4	360				
18	Truck	1	10					20	4,080			3	320
19	Dairy	1	56					3	112			3	85
20	Animal-specialty							1	70			5	340
21	Stock-ranch							1	65			1	18
22	Poultry							7	287				
23	Self sufficing							1	13				
24	Abnormal and unclassified			2	25			15	1,204			1	20
	Labor												
25	All types	169	80,043	147	33,248	161	216,340	1,477	497,473	94	60,118	1,070	582,867
26	General	49	8,866	28	2,413	15	2,877	216	45,303	11	3,201	265	48,315
27	Cash-grain			5	420	5	1,090	54	17,801	16	5,678	71	17,079
28	Crop-specialty	18	8,604	19	4,367	12	3,851	277	86,037	12	2,037	84	18,401
29	Fruit							69	23,473				
30	Truck	12	1,561					71	45,542			15	17,680
31	Dairy	43	7,948	17	2,164	11	1,170	205	86,913	2	250	93	9,608
32	Animal-specialty	12	4,835	13	2,485	10	1,353	36	16,559	6	1,300	250	124,098
33	Stock-ranch	19	45,224	45	17,808	88	205,291	8	32,260	18	42,114	172	333,417
34	Poultry	15	2,375	4	695	1	50	271	64,999	3	437	20	5,233
35	Self-sufficing			4	71			14	372	2	140	13	895
36	Abnormal and unclassified	1	630	12	2,827	9	658	256	78,243	24	4,961	77	7,241

EXPENDITURES, 1929, BY TYPE OF FARM

bottom of p 8]

DAVIS		DUCHESNE		EMERY		GARFIELD		GRAND		IRON		JUAB		KANE		MILLARD		
Farms reporting	Expenditures	Farms reporting	Expenditures	Farms reporting	Expenditures	Farms reporting	Expenditures	Farms reporting	Expenditures	Farms reporting	Expenditures	Farms reporting	Expenditures	Farms reporting	Expenditures	Farms reporting	Expenditures	
Number	*Dollars*	*Number*	*Dollars*	*Number*	*Dollars*	*Number*	*Dollars*	*Number*	*Dollars*	*Number*	*Dollars*	*Number*	*Dollars*	*Number*	*Dollars*	*Number*	*Dollars*	
837	295,433	286	53,943	294	45,158	198	29,569	23	5,659	331	108,484	311	51,800	49	11,180	638	134,788	1
133	19,896	86	7,055	117	10,680	39	3,383	3	310	38	6,924	33	5,555	3	160	141	20,103	2
5	630	2	65	15	3,028	1	200	1	200			52	9,511			11	1,195	3
173	28,266	7	324	2	310	16	1,596			10	1,113	3	200			112	12,266	4
65	10,685			8	1,448													5
149	19,321			2	250													6
87	26,878	64	8,958	11	1,903	7	500			28	6,249	17	3,166	1	300	99	17,568	7
40	37,195	43	13,893	30	5,016	16	6,465	1	175	68	23,645	33	7,521			94	24,711	8
12	28,652	50	20,064	27	10,532	67	13,121	9	3,428	102	59,048	15	10,925	25	8,101	78	39,189	9
67	49,896	3	842	12	6,442			3	1,050	9	3,258	16	9,856			20	7,405	10
12	1 142	18	1,095	27	1,754	14	751	1	100	19	2,025	6	476	2	75	23	1 447	11
94	72,872	13	947	43	3,795	38	3,553	5	396	47	6,222	36	4,590	18	2,544	60	10,902	12
115	7,254			16	717	1	75	1	166	3	180	2	50	5	295	1	50	13
9	325			9	500					1	30	2	50	1	20			14
																		15
14	1 090					1	75											16
23	1,457			2	20													17
61	4,075			1	15													18
				1	20													19
				2	150													20
														3	250			21
1	35			1	12			1	166									22
																		23
7	272									2	150			1	25	1	50	24
1,010	488,499	334	107,311	241	44,969	231	89,895	69	33,464	265	188,908	303	101,398	44	54,179	770	290,098	25
158	36,016	100	14,356	93	11,682	40	6,130	8	3,170	30	4,219	55	15,891	3	750	154	18,802	26
10	3,380	3	510	28	3,571	2	65	10	2,775			106	34,120			16	6,113	27
262	174,577	42	12,425	8	2,450	19	2,910	5	890	21	9,280	16	3,790	5	915	216	53,533	28
88	36,317			8	1 037													29
211	88,175			3	3,220													30
88	19,922	66	9,517	9	1,595	6	654			20	4,078	20	4,463			92	10,486	31
50	37 680	39	9,216	23	4,581	27	11,627	8	3,500	63	21 537	47	8,612			123	28,477	32
16	56,965	61	56,944	29	13,558	106	66,321	22	11,940	99	143,247	22	30,091	29	52,127	95	87,006	33
36	7,152	4	406	6	743			1	500	1	50	10	1,445			11	3,184	34
5	271	6	317	6	343	13	879			6	305	4	195	1	30	13	730	35
86	28,044	13	3,620	28	2,062	18	1,309	15	10,689	25	6,092	23	2,779	6	357	50	11,697	36

SEVIER		SUMMIT		TOOELE		UINTAH		UTAH		WASATCH		WASHINGTON		WAYNE		WEBER		
Farms reporting	Expenditures	Farms reporting	Expenditures	Farms reporting	Expenditures	Farms reporting	Expenditures	Farms reporting	Expenditures	Farms reporting	Expenditures	Farms reporting	Expenditures	Farms reporting	Expenditures	Farms reporting	Expenditures	
Number	*Dollars*	*Number*	*Dollars*	*Number*	*Dollars*	*Number*	*Dollars*	*Number*	*Dollars*	*Number*	*Dollars*	*Number*	*Dollars*	*Number*	*Dollars*	*Number*	*Dollars*	
478	254,459	293	90,373	169	91,080	363	61,467	2,098	678,119	180	41,933	307	47 115	79	14,842	1,148	357 367	1
90	20,307	39	8,560	22	2,909	98	11,045	445	80,434	47	6,872	86	8,160	15	951	253	41 210	2
9	1,694			9	863	2	524	31	2,810			8	2,284	2	40	9	1,205	3
71	17,084	4	85	11	1,221	17	967	197	28,567	9	555	15	861	1	50	200	25,540	4
				2	108	4	425	280	42,153			11	747	2	275	86	12,865	5
2	205							56	10,000			7	647			81	8,989	6
48	12,616	86	18,311	27	10,120	70	8,109	156	58,068	38	6,184	8	1,700	2	84	205	54,086	7
171	154,053	59	11 506	23	4,220	34	9,511	57	13,828	34	7,258	11	2,970	28	4,144	32	13,390	8
15	9,218	49	39,080	37	59,827	45	21,402	98	101,676	21	7,686	42	16,325	12	6,692	18	85,761	9
39	83,518	30	19,608	15	7,382			445	494,301	11	11,238	15	4,443			93	93,087	10
6	509	2	95	7	240	35	2,497	42	3,247	3	85	32	2,778	6	214	25	1,759	11
27	5,348	24	2,128	29	4,130	62	6,967	219	43,035	17	2,055	72	6,200	11	2,392	140	19,475	12
9	434			6	532	2	135	186	17,911	3	190	3	37			101	6,798	13
1	100			1	24			32	990			1	5			5	155	14
								4	70									15
5	262			2	233			23	1,841							18	1,093	16
								60	3,525							18	1,257	17
1	22							14	1,224			1	12			34	2,604	18
								5	273							8	911	19
1	33			1	50	1	115	7	560	2	100					1	40	20
				1	225			5	415									21
								15	529	1	20					4	50	22
1	17							1	19							2	50	23
						1	20	20	8,465			1	20			11	633	24
656	236,707	331	147 083	223	108,805	454	106,968	2,174	811,740	230	60,835	241	42,590	102	18,783	1,083	388,580	25
114	15,446	63	14,332	29	8,724	137	21,400	532	142,240	63	5,689	65	5,046	20	898	258	36,256	26
13	3,275			16	5,835	9	2,500	70	15,630			10	1,262	1	15	17	3,985	27
165	61,779	13	3,573	36	6,887	64	14,530	369	89,777	21	4,970	16	2,350	3	165	241	63,806	28
				1	11,000	3	425	363	167,764			18	1,843	2	125	96	67,430	29
4	375							64	25,235			2	55			78	26,708	30
55	5,930	88	44,232	33	7,613	64	6,498	135	34,230	38	4,857	7	763	6	422	182	48,342	31
211	115,176	75	17 996	31	7,795	67	25,506	93	27,311	43	9,149	12	4,931	43	4,208	33	16,546	32
34	26,813	53	63,381	51	108,943	50	29,230	111	182,635	29	41,407	49	20,543	18	12,665	23	90,226	33
25	6,463	19	2,116	8	1,302			242	90,923	10	2,855	7	1,035			45	20,782	34
8	310	2	29	5	320	30	1,196	29	1,514	3	35	11	497	5	230	13	447	35
17	1,140	19	1,364	33	8,436	40	3,977	166	34,481	19	863	44	4,274	4	69	97	15,606	36

NEVADA.

NEVADA

COUNTIES, PRINCIPAL CITIES, RIVERS, AND MOUNTAINS

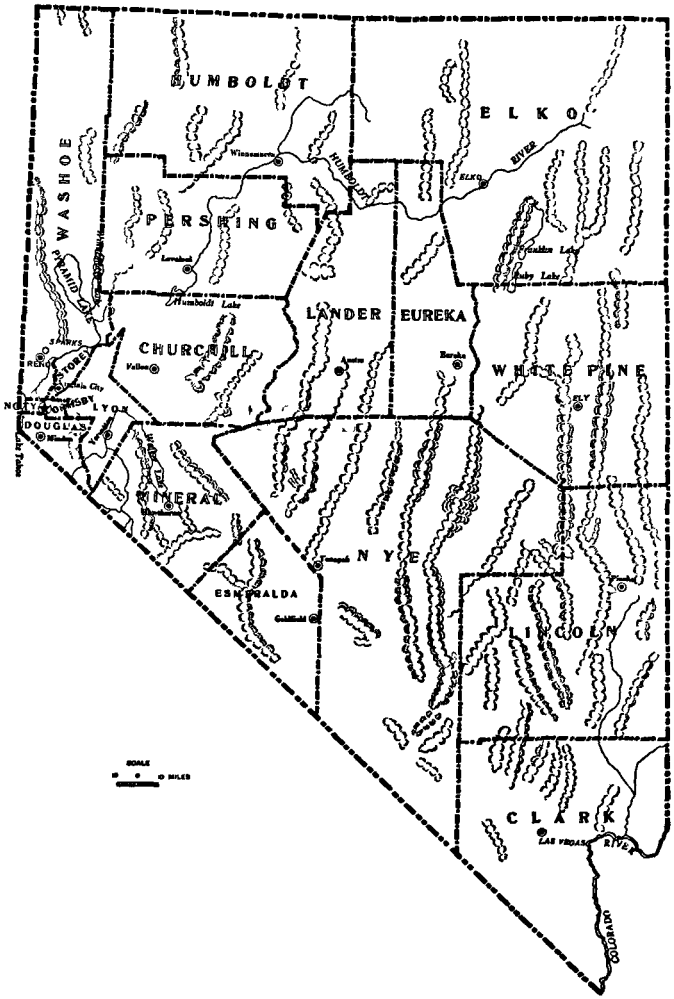

COUNTY TABLE I.—FARMS AND FARM ACREAGE, 1930 AND 1929, BY TYPE OF FARM

[See NOTE, bottom of p 8]

	ITEM AND TYPE OF FARM (See definitions in Introduction)	THE STATE	Churchill	Clark	Douglas	Elko	Esmeralda	Eureka	Humboldt	Lander
	FARMS, BY TYPE, 1930	*Number*	*Number*	*Number*	*Number*	*Number*	*Number*	*Number*	*Number*	*Number*
1	All types	3,442	614	294	135	518	24	76	195	44
2	General	440	89	60	41	38		8	4	
3	Cash-grain	36	20	6					3	
4	Crop-specialty	642	164	30	4	63	4	9	24	7
5	Fruit	15	1	8					2	
6	Truck	42	6	23		2				
7	Dairy	499	180	20	31	16		1	3	
8	Animal-specialty	137	22	6	22	13				
9	Stock-ranch	822	10	14	27	282	5	40	92	32
10	Poultry	232	68	31	10	6	5		10	
11	Self-sufficing	122	3	12		27	2	2	14	
12	Abnormal	274	35	54		39	4	7	31	
13	Institution or country estate	12		1					1	
14	Part-time	232	26	52		36	3	5	29	
15	Boarding and lodging	6		1		1			1	
16	Horse farm, feed lot, or livestock dealer	24	9			2	1	2		
17	Unclassified	181	16	30		32	4	9	12	5
	FARM LAND, BY TYPE									
	All land in farms, 1930:	*Acres*	*Acres*	*Acres*	*Acres*	*Acres*	*Acres*	*Acres*	*Acres*	*Acres*
18	All types	4,060,906	88,691	40,641	146,338	2,004,716	13,473	260,439	391,897	118,855
19	General	111,070	11,423	3,645	8,750	15,693		6,635	2,840	
20	Cash-grain	6,051	3,138	271					1,680	
21	Crop-specialty	361,229	30,305	5,791	352	129,067	4,190	24,332	30,499	2,539
22	Fruit	1,390		1,390						
23	Truck	3,258	343	2,643						
24	Dairy	94,914	19,385	2,014	8,069	11,862			1,910	
25	Animal-specialty	40,743	3,045	499	8,444	2,606				
26	Stock ranch	3,239,727	7,801	14,984	120,306	1,797,737	7,043	221,843	283,022	115,872
27	Poultry	18,386	4,840	2,408	397	980	684		2,308	
28	Self-sufficing	14,296	150	320		3,560			2,307	
29	Abnormal	50,790	6,643	2,754		8,950	490	361	1,792	
30	Institution or country estate	2,698								
31	Part-time	28,913	1,634	2,754		8,950	490	361	1,792	
32	Horse farm, feed lot, or livestock dealer	19,179	5,009							
33	Unclassified	139,052	1,548	3,927		34,261	1,066	7,268	65,469	244
	Average acres per farm, 1930									
34	All types	1,186	144	138	1,084	3,870	561	3,427	2,009	2,697
35	General	252	128	61	213	413		829	710	
36	Cash-grain	173	157	45					560	
37	Crop-specialty	562	185	193	88	2,049	1,048	2,704	1,271	363
38	Fruit	174		174						
39	Truck	91	57	115						
40	Dairy	191	108	101	261	741			637	
41	Animal-specialty	297	138	83	384	200				
42	Stock ranch	3,941	780	1,070	4,456	6,375	1,409	5,546	3,076	3,621
43	Poultry	80	71	78	40	163	137		231	
44	Self-sufficing	121	50	27		132			165	
45	Abnormal	197	190	53		249	163	72	62	
	Crop land harvested, 1929									
46	All types	397,504	37,582	3,075	18,160	159,806	1,366	13,480	31,079	10,728
47	General	26,591	4,473	1,369	3,672	2,814		2,639	437	
48	Cash-grain	2,840	2,022	140					331	
49	Crop-specialty	80,430	11,739	872	272	20,787	572	4,112	7,693	324
50	Fruit	164		164						
51	Truck	1,284	205	883						
52	Dairy	31,107	10,089	313	2,449	2,886			91	
53	Animal-specialty	12,452	840	247	3,411	665				
54	Stock-ranch	222,833	2,596	54	8,222	128,701	761	6,815	20,566	10,360
55	Poultry	4,758	2,320	437	134	8	1		258	
56	Self-sufficing	1,753	10	54		695			242	
57	Abnormal	6,950	3,093	380		982	11	19	378	
58	Institution or country estate	563								
59	Part-time	2,932	240	380		982	11	19	378	
60	Horse farm, feed lot, or livestock dealer	3,455	2,853							
61	Unclassified	6,342	193	163		2,268	21	895	1,183	44
	Plowable pasture, 1929									
62	All types	78,111	3,217	2,465	2,334	14,041	79	6,578	14,494	2,037
63	General	4,790	173	348	200	155		18		
64	Cash-grain	106		3					100	
65	Crop-specialty	10,318	405	309		272	25	4,945	2,275	165
66	Fruit	11		11						
67	Truck	63	10	52						
68	Dairy	4,495	518	161	537	290			34	
69	Animal-specialty	2,575	303	73	976	6				
70	Stock-ranch	43,787	587	360	595	12,013	50	1,610	8,045	1,869
71	Poultry	524	25	150	26	30				
72	Self-sufficing	608	100	20		181			10	
73	Abnormal	1,733	167	414		30				
74	Unclassified	9,099	29	664		65	4	10	4,000	3
	Other pasture (excl. woodland), 1929:									
75	All types	3,176,259	17,836	18,909	70,556	1,730,081	8,860	223,131	307,772	82,168
76	General	47,908	3,773	239	1,640	11,028		3,134	1,741	
77	Cash-grain	1,064	67	30					716	
78	Crop-specialty	193,426	7,603	1,103	68	98,736	3,958	11,845	11,670	816
79	Fruit	100		100						
80	Truck	311	3	272						
81	Dairy	32,064	2,621	70	2,421	7,376			897	
82	Animal-specialty	8,668	450	40	2,099	1,256				
83	Stock-ranch	2,753,532	1,478	13,996	64,286	1,624,685	4,533	202,425	224,391	82,345
84	Poultry	2,972	266	45	37	205	676		290	
85	Self-sufficing	5,736				1,329			967	
86	Abnormal	29,977	1,909	879		6,429	40	280	1,395	
87	Unclassified	100,144	157	36		29,137	647	5,447	65,706	6

COUNTY TABLE I.—FARMS AND FARM ACREAGE, 1930 AND 1929, BY TYPE OF FARM—Continued

[See NOTE, bottom of p. 8]

	ITEM AND TYPE OF FARM (See definitions in Introduction)	Lincoln	Lyon	Mineral	Nye	Ormsby	Pershing	Storey	Washoe	White Pine
	FARMS, BY TYPE, 1930	*Number*	*Number*	*Number*	*Number*	*Number*	*Number*	*Number*	*Number*	*Number*
1	All types	155	339	88	149	33	119	9	474	188
2	General	32	62	7	16	5	10		41	27
3	Cash-grain	1							6	
4	Crop-specialty	28	79	28	12	3	33	5	120	29
5	Fruit			1	1				2	
6	Truck		1				1		7	2
7	Dairy	7	103	6		11	12	3	96	10
8	Animal-specialty	21	10				17		22	4
9	Stock-ranch	31	39	11	69	5	17		59	89
10	Poultry	4	17	10		3	10		57	1
11	Self-sufficing	11	5	6	11		3		17	9
12	Abnormal	13	9	6	13	6	12	1	34	10
13	Institution or country estate					4	2		4	
14	Part-time	13	9	6	13	[1] 1	7	[1] 1	22	9
15	Boarding and lodging								2	1
16	Horse farm, feed lot, or livestock dealer					[1] 1	3		6	
17	Unclassified	7	14	13	20		4		13	2
	FARM LAND, BY TYPE									
	All land in farms, 1930	*Acres*	*Acres*	*Acres*	*Acres*	*Acres*	*Acres*	*Acres*	*Acres*	*Acres*
18	All types	31,276	187,732	25,566	58,069	14,259	111,361	1,504	434,877	126,659
19	General	4,706	36,200	580	4,384	883	2,161		8,487	4,683
20	Cash-grain								962	
21	Crop-specialty	10,559	27,602	1,235	13,764	814	16,338	874	47,749	15,029
22	Fruit									
23	Truck								272	
24	Dairy	1,057	21,993	815		2,802	1,862	630	21,184	1,311
25	Animal-specialty	3,565	3,050				14,070		3,599	1,825
26	Stock ranch	7,724	92,764	16,901	57,595	7,200	63,661		324,977	100,397
27	Poultry	239	2,182	369		334	1,510		2,140	
28	Self-sufficing	1,084	500	399	1,058		348		3,494	1,076
29	Abnormal	1,077	369	924	2,550	2,226	3,494		18,419	741
30	Institution or country estate					2,226			472	
31	Part-time	1,077	369	924	2,550		1,041		6,230	741
32	Horse farm, feed lot, or livestock dealer						2,453		11,717	
33	Unclassified	1,125	2,982	4,343	4,711		7,817		3,594	697
	Average acres per farm, 1930.									
34	All types	202	554	291	585	432	935	167	917	672
35	General	147	584	83	274	177	216		207	173
36	Cash-grain								160	
37	Crop-specialty	381	351	44	1,064	271	495	146	398	553
38	Fruit									
39	Truck								39	
40	Dairy	151	214	136		255	155	210	221	131
41	Animal-specialty	172	305				828		164	456
42	Stock-ranch	249	2,379	1,536	835	1,440	3,745		5,508	1,127
43	Poultry	60	128	37		111	151		38	
44	Self-sufficing	99	100	67	96		116		206	120
45	Abnormal	83	41	154	196	371	349		576	82
	Crop land harvested, 1929									
46	All types	5,235	31,303	4,940	11,315	1,726	15,169	472	33,420	16,648
47	General	1,041	5,343	182	435	171	801		2,072	1,142
48	Cash-grain								347	
49	Crop-specialty	1,650	8,486	491	2,152	292	5,517	268	12,616	2,587
50	Fruit									
51	Truck								197	
52	Dairy	276	7,458	291		622	604	204	5,333	491
53	Animal-specialty	906	1,182				3,798		1,008	395
54	Stock ranch	965	7,281	3,536	8,055	305	3,267		10,132	11,715
55	Poultry	54	715	171		13	217		430	
56	Self-sufficing	136	90	86	103		31		211	95
57	Abnormal	107	106	62	154	323	456		845	124
58	Institution or country estate					323			240	
59	Part-time	107	106	62	154		136		323	124
60	Horse farm, feed lot, or livestock dealer						320		282	
61	Unclassified	100	642	121	416		478		229	89
	Plowable pasture, 1929									
62	All types	1,346	12,731	675	7,095	65	7,726		2,867	1,391
63	General	356	1,761	56	1,574		63		63	37
64	Cash-grain								2	
65	Crop-specialty	233	555	7	550		165		212	200
66	Fruit									
67	Truck									
68	Dairy	88	1,923			65	272		523	75
69	Animal-specialty	369	420				83		305	140
70	Stock-ranch	220	8,032	540	3,922		3,400		785	850
71	Poultry		14				117		172	
72	Self-sufficing				200				80	12
73	Abnormal	80	21	50	156		22		725	68
74	Unclassified		5	22	693		3,604			
	Other pasture (excl. woodland), 1929									
75	All types	9,361	95,463	14,496	42,142	8,109	55,740	97	280,648	73,102
76	General	973	18,556	40	897	226	118		4,689	845
77	Cash-grain								261	
78	Crop-specialty	4,222	8,410	30	4,943	229	1,718	82	20,064	9,556
79	Fruit									
80	Truck								36	
81	Dairy	243	4,876	405		1,075	40	15	11,973	152
82	Animal-specialty	609	524				1,902		1,527	261
83	Stock-ranch	2,503	62,606	10,697	34,363	5,043	49,763		210,846	60,460
84	Poultry	7	214			310			902	
85	Self-sufficing	150	30	80	21				2,930	279
86	Abnormal	386	47		189	1,226	1,559		15,407	231
87	Unclassified	166	200	3,244	1,724		640		3,017	15

[1] Data included with "Institution or country estate", Tables I and II, to avoid disclosure of individual operations
[2] Data included with "Crop-specialty farms" on all tables to avoid disclosure of individual operations.

COUNTY TABLE II.—VALUE OF SPECIFIED FARM PROPERTY, 1930, BY TYPE OF FARM

[See NOTE, bottom of p. 8]

	ITEM AND TYPE OF FARM (See definitions in Introduction)	THE STATE	Churchill	Clark	Douglas	Elko	Esmeralda	Eureka	Humboldt	Lander
	Land and buildings	*Dollars*	*Dollars*	*Dollars*	*Dollars*	*Dollars*	*Dollars*	*Dollars*	*Dollars*	*Dollars*
1	All types	64,111,000	7,100,649	2,441,720	6,028,860	14,057,831	380,850	1,898,430	3,841,801	1,131,909
2	General	5,777,781	833,854	465,990	1,077,445	384,910		139,000	54,000	
3	Cash-grain	421,325	264,500	16,325					24,000	
4	Crop-specialty	11,681,916	2,102,639	462,795	101,000	1,285,173	131,800	326,000	564,100	45,595
5	Fruit	107,600		107,600						
6	Truck	475,325	64,500	328,825						
7	Dairy	7,285,858	1,977,693	212,990	697,900	228,800			60,375	
8	Animal-specialty	2,831,775	164,590	67,900	968,000	79,310				
9	Stock-ranch	29,398,043	567,166	54,120	3,099,165	11,571,408	218,200	1,306,315	2,579,020	1,068,314
10	Poultry	1,755,265	501,150	185,200	85,350	11,100	5,490		49,600	
11	Self-sufficing	310,929	4,400	87,100		48,350			32,306	
12	Abnormal	1,780,243	565,650	191,975		88,555	3,700	5,105	28,475	
13	Institution or country estate	332,400								
14	Part time	819,995	87,150	191,975		88,555	3,700	5,105	28,475	
15	Horse farm, feed lot, or livestock dealer	627,848	478,500							
16	Unclassified	2,284,940	54,500	310,900		360,225	21,660	122,010	449,925	18,000
	Land and buildings, per farm									
17	All types	18,626	21,865	8,305	44,658	27,139	15,869	24,979	19,702	25,725
18	General	13,131	9,369	7,767	26,279	10,129		17,375	13,500	
19	Cash-grain	12,038	13,225	2,721					8,000	
20	Crop-specialty	18,168	12,821	15,427	25,250	20,400	32,950	36,222	23,504	6,514
21	Fruit	13,450		13,450						
22	Truck	13,203	10,750	14,297						
23	Dairy	14,630	10,987	10,650	22,513	14,300			20,125	
24	Animal-specialty	20,670	7,481	11,317	44,000	6,101				
25	Stock-ranch	35,764	56,717	3,866	114,784	41,033	43,640	82,658	28,033	33,385
26	Poultry	7,599	7,370	5,974	8,535	1,850	1,098		4,960	
27	Self-sufficing	2,635	1,467	3,092		1,791			2,308	
28	Abnormal	6,900	16,161	3,692		2,460	1,233	1,021	982	
	Land and buildings, per acre									
29	All types	16	80	60	41	7	28	7	10	10
30	General	52	73	128	123	25		21	19	
31	Cash-grain	70	84	60					14	
32	Crop-specialty	32	69	80	287	10	31	13	18	18
33	Fruit	77		77						
34	Truck	146	188	124						
35	Dairy	77	102	106	86	19			32	
36	Animal-specialty	70	54	136	115	30				
37	Stock-ranch	9	73	4	26	6	31	6	9	9
38	Poultry	95	104	77	215	11	8		21	
39	Self-sufficing	22	29	116		14			14	
40	Abnormal	35	85	70		10	8	14	16	
	Farm buildings (including dwellings)									
41	All types	10,445,593	1,906,718	346,560	1,146,032	1,878,408	57,335	249,025	515,190	178,515
42	General	1,129,726	141,160	84,085	269,945	99,395		20,250	14,600	
43	Cash-grain	66,050	28,800	4,350					9,000	
44	Crop-specialty	1,668,683	312,855	40,775	27,000	177,103	12,200	50,500	76,415	12,100
45	Fruit	8,450		8,450						
46	Truck	53,550	11,725	19,325						
47	Dairy	1,518,993	356,964	23,000	175,700	63,225			25,500	
48	Animal-specialty	535,647	36,050	4,400	207,887	16,510				
49	Stock-ranch	3,912,154	101,444	2,775	418,000	1,433,865	37,310	151,300	329,650	158,865
50	Poultry	621,010	130,500	48,325	47,500	3,610	4,625		17,600	
51	Self-sufficing	87,385	1,400	16,400		13,375			8,100	
52	Abnormal	386,545	70,615	46,370		16,525	1,200	1,175	7,275	
53	Institution or country estate	104,400								
54	Part time	206,240	35,180	46,370		16,525	1,200	1,175	7,275	
55	Horse farm, feed lot, or livestock dealer	75,905	35,435							
56	Unclassified	457,330	15,900	48,325		54,800	2,000	25,800	27,050	7,550
	Farmers' dwellings:									
57	All types	5,588,740	712,155	250,940	578,800	1,007,687	26,750	132,510	234,800	92,350
58	General	676,287	86,800	63,935	143,400	62,810		13,560	4,550	
59	Cash-grain	41,050	17,750	3,500					4,000	
60	Crop-specialty	928,708	192,895	21,050	17,000	85,723	8,900	14,350	26,950	5,650
61	Fruit	6,750		6,750						
62	Truck	35,865	7,175	14,190						
63	Dairy	845,090	216,370	18,250	88,500	32,500			5,000	
64	Animal-specialty	298,425	25,825	2,350	114,850	11,700				
65	Stock-ranch	1,962,470	40,550	2,355	182,000	761,519	14,100	91,350	164,500	82,150
66	Poultry	335,035	70,020	38,140	32,550	2,050	2,175		8,100	
67	Self-sufficing	62,300	800	14,900		10,390			5,375	
68	Abnormal	198,655	46,250	35,695		11,035	600	800	5,025	
69	Institution or country estate	13,950								
70	Part-time	140,955	25,250	35,695		11,035	600	800	5,025	
71	Horse farm, feed lot, or livestock dealer	43,750	21,000							
72	Unclassified	196,105	9,220	20,525		29,940	975	12,450	11,100	4,550
	Implements and machinery									
73	All types	4,318,855	539,855	168,050	398,943	854,900	27,210	140,596	371,863	55,508
74	General	423,801	56,593	34,790	92,903	36,415		8,400	2,250	
75	Cash-grain	55,450	42,300	1,850					3,500	
76	Crop-specialty	640,236	120,676	31,435	4,500	69,390	7,110	23,900	37,975	2,600
77	Fruit	5,000		5,000						
78	Truck	37,035	7,250	23,285						
79	Dairy	552,976	152,984	9,690	60,625	31,474			10,310	
80	Animal-specialty	229,542	12,970	8,500	84,630	11,475				
81	Stock-ranch	1,807,172	55,228	4,930	146,945	664,544	14,300	96,855	182,670	52,250
82	Poultry	126,948	36,588	14,544	5,250	335	2,200		9,500	
83	Self-sufficing	28,375	100	3,100		6,405			3,896	
84	Abnormal	180,117	47,101	19,615		14,006	2,100	2,850	6,165	
85	Unclassified	102,203	4,765	11,330		20,857	1,500	6,591	14,300	650

COUNTY TABLE II.—VALUE OF SPECIFIED FARM PROPERTY, 1930, BY TYPE OF FARM—Continued

[See NOTE, bottom of p. 8]

	ITEM AND TYPE OF FARM (See definitions in Introduction)	Lincoln	Lyon	Mineral	Nye	Ormsby	Pershing	Storey	Washoe	White Pine
	Land and buildings	*Dollars*	*Dollars*	*Dollars*	*Dollars*	*Dollars*	*Dollars*	*Dollars*	*Dollars*	*Dollars*
1	All types	1,048,310	7,481,050	548,283	1,591,630	435,100	3,995,196	134,500	9,139,715	3,997,187
2	General	166,063	1,340,253	37,300	128,547	54,000	249,305		637,954	209,160
3	Cash grain								116,500	
4	Crop-specialty	322,675	1,548,979	56,051	259,600	39,000	1,101,336	72,500	2,989,373	273,300
5	Fruit									
6	Truck								82,000	
7	Dairy	58,100	1,725,778	46,202		106,500	270,850	62,000	1,703,220	135,450
8	Animal-specialty	171,800	233,500				804,100		289,200	53,375
9	Stock-ranch	215,547	2,160,563	298,385	891,398	136,100	1,057,705		2,059,145	2,115,462
10	Poultry	12,600	189,606	24,864		14,500	160,650		515,155	
11	Self-sufficing	24,725	24,500	10,218	32,600		12,200		53,260	31,250
12	Abnormal	45,900	25,441	8,914	88,550	85,000	109,750		492,438	40,790
13	Institution or country estate					85,000			247,400	
14	Part-time	45,900	25,441	8,914	88,550		75,750		129,690	40,790
15	Horse farm, feed lot, or livestock dealer						34,000		115,348	
16	Unclassified	27,900	172,400	67,335	120,935		229,300		201,450	128,400
	Land and buildings, per farm									
17	All types	6,744	21,891	6,942	10,716	13,185	33,573	14,944	19,282	16,323
18	General	5,189	21,617	5,329	8,034	10,800	24,931		15,180	7,747
19	Cash-grain								19,417	
20	Crop-specialty	11,524	19,607	2,002	21,633	13,000	33,374	12,083	24,911	9,424
21	Fruit									
22	Truck								11,714	
23	Dairy	8,300	16,755	7,700		9,682	22,571	20,667	17,742	13,545
24	Animal-specialty	8,181	23,350				47,300		13,145	13,344
25	Stock ranch	6,953	55,400	27,126	12,919	27,220	62,218		34,901	23,769
26	Poultry	3,150	11,153	2,486		4,833	16,065		9,038	
27	Self-sufficing	2,248	4,900	1,703	2,964		4,067		3,124	3,472
28	Abnormal	3,531	2,827	1,488	6,812	14,167	10,975		15,389	4,532
	Land and buildings, per acre									
29	All types	33	40	21	18	31	36	89	21	24
30	General	35	37	64	29	61	115		75	45
31	Cash-grain								121	
32	Crop-specialty	30	56	45	20	48	67	83	53	17
33	Fruit									
34	Truck								301	
35	Dairy	55	78	57		38	145	98	80	103
36	Animal-specialty	48	77				57		80	29
37	Stock ranch	23	23	18	15	19	17		6	21
38	Poultry	53	87	67		43	106		241	
39	Self-sufficing	23	49	26	31		35		15	29
40	Abnormal	43	69	10	35	38	31		27	55
	Farm buildings (including dwellings)									
41	All types	219,995	1,264,808	75,620	248,705	113,350	547,625	23,300	1,774,604	590,990
42	General	83,900	211,091	5,065	21,785	9,300	28,800		142,050	48,300
43	Cash grain								23,900	
44	Crop-specialty	40,450	229,590	3,625	23,200	5,150	146,550	12,300	445,950	52,920
45	Fruit									
46	Truck								22,500	
47	Dairy	14,850	344,180	2,405		33,400	51,350	20,000	363,419	45,700
48	Animal specialty	52,150	36,800				102,750		71,800	7,300
49	Stock-ranch	43,850	348,000	52,300	158,810	30,600	133,600		204,215	308,170
50	Poultry	5,950	57,000	2,030		8,500	30,500		264,870	
51	Self-sufficing	7,350	4,525	900	9,850		3,425		10,250	11,700
52	Abnormal	14,950	7,200	575	11,850	26,400	20,050		145,210	17,150
53	Institution or country estate					26,400			78,000	
54	Part time	14,950	7,200	575	11,850		11,350		35,440	17,150
55	Horse farm, feed lot, or livestock dealer						8,700		31,770	
56	Unclassified	6,475	26,220	8,720	23,200		31,200		80,340	99,750
	Farmers' dwellings									
57	All types	146,640	705,295	38,150	143,463	48,700	262,161	17,600	908,310	278,150
58	General	25,190	119,825	3,400	12,467	3,700	16,350		85,550	34,650
59	Cash grain								15,800	
60	Crop-specialty	28,925	143,375	2,550	12,650	3,800	87,500	5,100	238,690	34,100
61	Fruit									
62	Truck								14,500	
63	Dairy	10,800	220,250	1,420		14,200	32,000	12,500	179,400	13,900
64	Animal-specialty	26,550	19,600				48,500		43,750	5,300
65	Stock ranch	29,825	150,700	25,400	94,650	17,650	27,076		109,720	168,925
66	Poultry	3,950	31,000	1,525		4,000	19,000		122,625	
67	Self-sufficing	5,100	2,800	625	5,600		2,660		7,150	5,900
68	Abnormal	11,950	4,700	250	3,860	5,350	10,800		49,940	12,400
69	Institution or country estate					5,350			8,800	
70	Part time	11,950	4,700	250	3,860		6,200		23,190	12,400
71	Horse farm, feed lot, or livestock dealer						4,600		18,150	
72	Unclassified	4,350	16,045	3,980	14,235		18,275		41,185	1,975
	Implements and machinery									
73	All types	98,995	459,912	61,889	110,806	39,945	232,720	10,700	472,612	278,438
74	General	18,535	75,504	4,414	11,345	780	12,102		42,610	24,860
75	Cash grain								7,800	
76	Crop-specialty	13,680	95,355	2,655	5,915	3,250	66,655	5,400	124,150	24,600
77	Fruit									
78	Truck								5,500	
79	Dairy	7,075	133,736	5,365		10,870	25,450	5,300	106,557	23,540
80	Animal-specialty	22,160	17,442				48,100		18,175	6,100
81	Stock-ranch	21,800	107,195	40,320	79,841	11,095	53,413		91,265	184,431
82	Poultry	3,000	13,460	2,555		1,800	2,700		28,716	
83	Self sufficing	2,425	1,850	1,250	2,115		1,250		3,725	2,200
84	Abnormal	6,415	2,001	470	5,935	11,450	20,700		33,240	7,070
85	Unclassified	3,025	13,070	4,860	5,455		2,350		8,875	3,575

COUNTY TABLE III.—VALUE OF FARM PRODUCTS SOLD, TRADED, OR USED BY OPERATOR'S FAMILY; AND RECEIPTS FROM BOARDERS, ETC; 1929, BY TYPE OF FARM

[Due to crop failure, new operations, etc., the farms reporting specific items will not always agree with those reporting "All products," as the latter represent the total number of farms of each type in the county; also see NOTE, bottom of p 8]

	CLASS OF PRODUCT AND TYPE OF FARM (See definitions in Introduction)	THE STATE		CHURCHILL		CLARK		DOUGLAS		ELKO	
		Farms reporting	Value	Farms reporting	Value	Farms reporting	Value	Farms reporting	Value	Farms reporting	Value
	All products (sold, traded, or used by operator's family)	*Number*	*Dollars*	*Number*	*Dollars*	*Number*	*Dollars*	*Number*	*Dollars*	*Number*	*Dollars*
1	All types	3,261	19,875,363	598	2,644,394	264	438,831	135	1,739,741	486	5,381,528
2	General	440	1,246,787	89	281,147	60	82,274	41	219,531	38	71,190
3	Cash-grain	35	122,745	20	98,995	6	5,290				
4	Crop-specialty	643	2,099,930	164	489,192	30	87,837	4	15,418	63	210,045
5	Fruit	8	8,905			8	8,905				
6	Truck	36	143,746	6	30,760	23	93,087				
7	Dairy	498	2,090,102	180	697,367	20	36,474	31	152,932	16	105,790
8	Animal-specialty	137	679,842	22	71,181	6	27,925	22	287,496	13	20,770
9	Stock-ranch	822	12,041,785	10	207,694	14	62,890	27	1,034,815	282	4,941,256
10	Poultry	231	681,523	68	288,230	31	64,950	10	22,549	6	8,154
11	Self-sufficing	118	41,076	3	785	12	2,831			27	7,764
12	Abnormal	293	718,922	36	479,043	54	16,368			41	16,559
	Crops (incl. plants, flowers, etc.), sold or traded.										
13	All types	2,196	3,481,755	482	878,610	215	169,833	113	229,482	275	385,271
14	General	376	415,769	81	97,208	59	33,164	35	60,979	32	21,280
15	Cash-grain	35	93,515	20	78,144	6	3,771				
16	Crop-specialty	640	1,689,214	163	387,616	29	33,263	4	8,288	63	182,296
17	Fruit	8	6,130			8	6,130				
18	Truck	36	121,219	6	24,690	23	70,153				
19	Dairy	302	221,467	118	110,372	12	4,059	24	17,346	11	8,508
20	Animal-specialty	88	125,959	17	12,764	5	5,990	20	62,832	8	2,452
21	Stock-ranch	378	557,836	8	45,806	4	775	23	78,068	125	165,742
22	Poultry	110	57,548	44	31,555	18	5,612	7	1,969	1	102
23	Self-sufficing	59	7,021	1	100	8	440			12	918
24	Abnormal	164	186,077	24	90,353	43	6,476			23	3,973
	Livestock, sold or traded										
25	All types	2,268	10,667,342	403	740,219	126	89,692	126	1,069,480	404	4,110,938
26	General	347	238,923	71	42,421	42	12,692	39	50,533	32	13,670
27	Cash-grain	19	5,736	8	3,649	4	455				
28	Crop-specialty	258	112,750	62	20,121	6	470	2	1,933	29	5,873
29	Fruit	2	650			2	650				
30	Truck	12	5,585	2	560	6	4,612				
31	Dairy	449	370,455	172	136,347	14	2,156	30	41,039	13	18,895
32	Animal-specialty	134	397,750	21	37,760	6	15,670	22	165,739	13	12,394
33	Stock-ranch	801	9,087,070	10	118,002	13	50,540	27	807,466	279	4,054,006
34	Poultry	92	26,540	38	13,196	12	1,672	6	2,770		
35	Self-sufficing	42	4,049	1	50	2	65			18	1,880
36	Abnormal	112	417,834	18	368,113	19	710			20	4,220
	Livestock products, sold or traded										
37	All types	2,436	4,599,819	506	859,745	180	128,617	130	356,867	326	643,211
38	General	414	437,296	89	110,380	56	25,884	40	90,937	31	21,826
39	Cash-grain	23	15,723	13	12,722	4	243				
40	Crop-specialty	324	154,536	95	52,527	11	1,547	3	3,496	26	5,843
41	Fruit	4	655			4	655				
42	Truck	18	9,804	3	3,510	12	6,064				
43	Dairy	498	1,321,319	180	387,503	20	26,839	31	83,422	16	68,160
44	Animal-specialty	112	118,824	20	16,292	5	4,600	22	50,030	8	3,215
45	Stock-ranch	627	1,926,149	10	39,275	5	9,650	24	113,268	217	533,814
46	Poultry	231	542,493	68	224,934	31	49,656	10	15,714	6	6,542
47	Self-sufficing	46	4,376	2	115	6	445			9	848
48	Abnormal	139	68,644	26	12,487	26	3,014			13	2,963
	Forest products sold.										
49	All types	80	12,696	12	1,598	4	342	11	4,458	14	1,020
50	General	21	4,893	2	172	1	150	4	2,272	3	178
51	Crop-specialty	25	2,146	3	409	2	172			5	298
52	Dairy	9	1,417	4	567			1	300		
53	Animal-specialty	3	330	1	90			1	120		
54	Stock-ranch	14	3,244					4	1,730	4	409
55	Poultry	4	176	1	60	1	20	1	36	1	60
56	Self-sufficing	1	80								
57	Abnormal	3	410	1	300					1	75
	Farm products used by operator's family										
58	All types	2,922	1,113,761	532	164,192	235	41,337	130	72,954	449	241,088
59	General	435	149,906	89	30,966	60	10,384	39	14,810	38	14,236
60	Cash-grain	29	7,771	16	4,480	5	811				
61	Crop-specialty	500	141,284	121	28,519	24	2,385	4	1,701	61	15,735
62	Fruit	8	1,470			8	1,470				
63	Truck	31	7,138	4	2,000	20	2,238				
64	Dairy	493	175,444	175	62,578	20	3,420	31	10,826	16	10,227
65	Animal-specialty	125	36,979	20	4,275	5	1,665	22	9,275	13	2,709
66	Stock-ranch	742	467,486	9	4,609	7	1,925	27	34,283	263	187,285
67	Poultry	221	54,766	63	18,455	30	7,900	7	2,060	6	1,450
68	Self-sufficing	118	25,550	3	520	12	1,881			27	4,118
69	Abnormal	220	45,967	32	7,790	44	6,166			28	5,328
	RECEIPTS FROM BOARDERS, LODGERS, ETC.										
70	All types	156	117,584	11	2,025	7	2,381	2	548	33	6,778
71	General	18	4,424	2	700	2	451	1	188	3	630
72	Crop-specialty	10	2,130							3	355
73	Dairy	13	2,383	6	955	1	410	1	360	1	75
74	Animal-specialty	6	1,290	2	70						
75	Stock-ranch	89	11,338							24	3,063
76	Poultry	5	985	1	300	2	495				
77	Self-sufficing	4	305							1	20
78	Abnormal	11	94,717			2	1,025			1	2,635

COUNTY TABLE III.—VALUE OF FARM PRODUCTS SOLD, TRADED, OR USED BY OPERATOR'S

[See note, p 305, beginning

	CLASS OF PRODUCT AND TYPE OF FARM (See definitions in Introduction)	ESMERALDA		EUREKA		HUMBOLDT		LANDER		LINCOLN	
		Farms reporting	Value	Farms reporting	Value	Farms reporting	Value	Farms reporting	Value	Farms reporting	Value
	All products (sold, traded, or used by operator's family)	*Number*	*Dollars*	*Number*	*Dollars*	*Number*	*Dollars*	*Number*	*Dollars*	*Number*	*Dollars*
1	All types	20	77,842	67	532,740	183	1,211,825	39	649,339	148	997,430
2	General			8	16,577	4	7,010			32	52,207
3	Cash grain					3	5,675				
4	Crop-specialty	4	19,557	9	92,635	24	83,619	7	10,766	28	48,602
5	Fruit										
6	Truck										
7	Dairy					3	34,285			7	21,514
8	Animal-specialty									21	54,418
9	Stock ranch	5	40,595	40	417,505	92	1,049,356	32	638,553	31	104,232
10	Poultry	5	15,722			10	19,466			4	4,082
11	Self-sufficing					14	4,594			11	5,536
12	Abnormal	6	1,968	10	5,023	33	7,820			14	6,539
	Crops (incl plants, flowers, etc), sold or traded										
13	All types	8	23,052	39	99,673	94	130,866	15	33,509	93	58,830
14	General			7	5,471	4	3,250			27	11,251
15	Cash-grain					3	3,300				
16	Crop-specialty	4	17,587	9	75,265	24	65,420	7	8,900	28	34,302
17	Fruit										
18	Truck										
19	Dairy					1	80			2	90
20	Animal-specialty									11	8,629
21	Stock ranch	2	5,325	19	13,389	41	51,606	8	24,519	8	1,453
22	Poultry					4	2,590			2	390
23	Self-sufficing					9	1,020			6	975
24	Abnormal	2	140	4	1,548	8	3,600			9	1,730
	Livestock, sold or traded										
25	All types	8	24,847	50	318,195	115	792,654	32	523,266	100	97,693
26	General			4	3,860	3	870			23	7,655
27	Cash grain					2	310				
28	Crop-specialty	1	65	3	6,900	5	6,400	1	120	13	3,686
29	Fruit										
30	Truck										
31	Dairy					3	913			6	1,584
32	Animal-specialty									20	26,643
33	Stock ranch	4	22,682	40	306,460	92	782,146	31	523,146	28	56,973
34	Poultry	2	1,550			3	245			2	228
35	Self-sufficing					1	80			4	268
36	Abnormal	1	550	3	975	6	1,690			4	656
	Livestock products, sold or traded.										
37	All types	13	21,591	48	73,457	108	213,355	23	74,625	114	94,263
38	General			8	3,499	4	1,390			30	20,742
39	Cash grain					2	940				
40	Crop-specialty	1	40	5	2,015	11	2,956	1	500	17	2,573
41	Fruit										
42	Truck										
43	Dairy					3	30,285			7	17,519
44	Animal-specialty									19	12,441
45	Stock ranch	4	8,556	31	65,303	67	162,394	22	74,125	21	36,341
46	Poultry	5	12,822			10	14,881			4	2,309
47	Self-sufficing					3	129			7	1,024
48	Abnormal	3	173	4	1,640	3	880			9	1,314
	Forest products sold										
49	All types	1	35			1	50			1	80
50	General										
51	Crop-specialty										
52	Dairy										
53	Animal-specialty										
54	Stock-ranch					1	50			1	80
55	Poultry										
56	Self-sufficing										
57	Abnormal	1	35								
	Farm products used by operator's family										
58	All types	18	8,317	64	42,415	144	74,900	34	17,939	133	46,564
59	General			8	3,747	4	1,500			32	12,559
60	Cash-grain					3	1,125				
61	Crop-specialty	4	1,865	7	4,455	19	8,843	4	1,156	25	8,041
62	Fruit										
63	Truck										
64	Dairy					3	3,007			7	2,321
65	Animal-specialty									21	6,706
66	Stock ranch	4	4,032	39	32,353	83	53,160	30	16,773	22	9,375
67	Poultry	5	1,350			9	1,750			4	1,155
68	Self-sufficing					14	3,365			11	3,299
69	Abnormal	5	1,070	10	1,860	9	2,150			11	3,139
	RECEIPTS FROM BOARDERS, LODGERS, ETC										
70	All types	1	460	7	1,430	11	4,713	1	225	6	880
71	General			1	150					1	250
72	Crop-specialty					1	75			1	150
73	Dairy									1	100
74	Animal-specialty									1	270
75	Stock-ranch	1	460	6	1,280	7	855	1	225	1	80
76	Poultry					1	140				
77	Self sufficing					1	75			1	60
78	Abnormal					1	3,538				

FAMILY; AND RECEIPTS FROM BOARDERS, ETC; 1929, BY TYPE OF FARM—Continued

of this table]

LYON		MINERAL		NYE		ORMSBY		PERSHING		STOREY		WASHOE		WHITE PINE		
Farms reporting	Value	Farms reporting	Value	Farms reporting	Value	Farms reporting	Value	Farms reporting	Value	Farms reporting	Value	Farms reporting	Value	Farms reporting	Value	
Number	*Dollars*	*Number*	*Dollars*	*Number*	*Dollars*	*Number*	*Dollars*	*Number*	*Dollars*	*Number*	*Dollars*	*Number*	*Dollars*	*Number*	*Dollars*	
325	2,095,178	75	189,500	122	468,964	33	119,238	115	606,290	9	19,588	461	2,134,298	181	1,275,727	1
62	299,517	7	7,523	16	18,734	5	6,732	10	18,053			41	105,934	27	60,358	2
												6	12,795			3
79	413,459	28	10,903	12	34,837	3	8,722	33	122,640	6	12,313	120	418,580	29	70,805	4
																5
												7	19,899			6
103	422,035	6	15,908			11	38,269	12	50,963	3	7,275	96	368,877	10	138,413	7
10	63,957							17	76,279			22	67,419	4	10,397	8
89	786,398	11	142,239	69	405,945	5	35,326	17	295,045			59	905,195	89	974,631	9
17	55,959	10	7,361			3	5,084	10	18,195			57	171,771			10
5	3,624	6	471	11	4,628			3	1,163			17	5,452	9	4,228	11
10	50,229	7	4,995	14	4,820	6	25,105	18	23,882			36	58,376	13	16,895	12
250	560,580	57	23,667	73	62,520	22	15,718	59	147,361	6	8,269	267	313,042	128	132,973	13
50	108,117	6	1,801	11	5,956	3	942	4	4,750			32	40,996	25	20,604	14
												6	8,300			15
79	317,481	28	8,561	12	27,809	3	5,290	33	102,608	5	8,129	120	355,440	29	46,869	16
																17
												7	17,376			18
66	30,283	3	2,253			8	2,158			1	140	49	43,223	7	2,955	19
6	8,238							8	16,434			10	7,096	3	2,024	20
27	43,675	3	5,957	37	25,342	2	2,690	3	11,725			18	28,530	50	53,222	21
12	10,384	8	1,120			1	70	2	464			11	3,292			22
3	1,191	2	117	4	759			1	65			7	674	6	762	23
7	41,211	7	3,858	9	2,654	5	4,568	8	11,315			7	8,115	8	6,536	24
244	796,575	29	95,803	84	300,513	27	35,967	77	280,678	6	1,970	293	844,761	144	544,091	25
50	63,693	4	1,352	8	2,727	4	1,872	9	3,843			35	25,981	23	7,724	26
												5	1,822			27
41	29,211	3	51	5	3,180	3	950	13	8,861	3	845	51	16,767	17	5,317	28
																29
												4	413			30
94	97,284	5	2,317			11	7,431	11	14,280	3	1,125	81	45,063	6	2,001	31
10	42,802							17	42,514			22	50,677	3	3,551	32
39	559,628	10	91,054	65	293,765	5	19,058	17	202,155			58	675,512	83	524,477	33
6	1,210	5	698			1	170	3	115			14	4,686			34
2	55	1	15	5	716			1	45			3	540	4	335	35
2	2,692	1	86	1	125	3	6,486	6	9,065			20	21,780	8	686	36
277	589,907	46	54,072	69	78,648	32	60,910	63	153,555	8	8,099	306	871,237	160	521,430	37
58	95,356	6	2,604	12	6,691	5	2,808	10	6,967			39	27,559	26	20,593	38
												4	1,818			39
48	40,904	12	1,406	3	1,248	2	2,145	17	6,034	5	2,389	41	21,424	26	7,487	40
																41
												3	210			42
108	244,409	6	10,293			11	26,125	12	33,588	3	5,640	96	257,061	10	130,475	43
8	8,374							14	13,499			13	6,866	3	3,507	44
35	155,442	9	34,974	45	67,902	5	12,437	10	76,025			38	182,917	84	353,726	45
17	39,714	10	4,609			3	4,294	10	15,527			57	151,491			46
2	263	1	10	5	422			2	403			3	161	6	356	47
6	4,745	3	174	4	355	6	13,041	8	1,512			14	21,780	6	5,086	48
15	2,720	4	197			1	70					16	2,198			49
8	1,930	1	63									2	128			50
3	175	3	134									9	958			51
3	480					1	70									52
												1	120			53
1	135											3	840			54
																55
												1	80			56
																57
298	146,096	62	15,961	110	29,283	32	6,573	101	24,426	8	1,390	406	108,132	173	77,234	58
60	30,421	7	1,673	16	3,360	5	1,050	10	2,493			40	11,270	27	11,437	59
												5	1,355			60
59	25,688	17	749	9	2,600	3	337	25	5,137	5	950	98	21,901	27	11,132	61
																62
												7	1,900			63
108	49,579	6	1,045			11	2,486	12	3,095	3	370	96	23,510	10	2,982	64
9	4,543							16	3,832			15	2,660	4	1,315	65
37	27,518	10	10,354	61	18,936	5	1,141	14	5,140			44	17,396	67	43,206	66
17	4,651	10	934			3	550	10	2,089			57	12,302			67
5	2,115	6	329	11	2,731			3	650			17	3,997	9	2,575	68
5	1,581	6	877	13	1,656	6	1,010	11	1,990			29	6,751	11	4,587	69
8	3,329	1	600	11	2,236			3	1,560			6	19,370	28	78,480	70
2	496			1	307			1	600			2	370	2	280	71
				1	350			2	960					2	240	72
2	335											1	50			73
1	600													2	350	74
2	2,346	1	500	7	1,439									9	1,250	75
1	150															76
												1	150			77
				2	150							2	19,000	3	65,369	78

COUNTY TABLE IV.—SPECIFIED LIVESTOCK, 1930, AND

[See NOTE,

	TYPE OF FARM, BY CLASS OF ANIMALS (See definitions in Introduction)	THE STATE		CHURCHILL		CLARK		DOUGLAS		ELKO	
		Farms reporting	Animals or quantity	Farms reporting	Animals or quantity	Farms reporting	Animals or quantity	Farms reporting	Animals or quantity	Farms reporting	Animals or quantity
	General farms										
1	Horses and mules, excluding colts ... number	350	1,879	63	313	52	171	29	155	33	266
2	Cows and heifers kept mainly for milk ... number	336	2,731	74	636	48	147	39	550	23	164
3	beef ... number	93	1,357	8	119	10	171	6	55	20	206
4	Other cattle, including calves ... number	343	6,377	72	1,002	39	427	36	1,097	33	446
5	Sows and gilts ... number	105	362	16	25	7	14	28	106	7	12
6	Other hogs, excl pigs under 3 mos old ... number	162	1,677	21	97	23	144	26	513	12	48
	Cash-grain farms										
7	Horses and mules, excluding colts ... number	26	134	13	71	5	12				
8	Cows and heifers kept mainly for milk ... number	18	71	9	33	2	5				
9	beef ... number	1	22								
10	Other cattle, including calves ... number	15	116	7	65	2	7				
11	Sows and gilts ... number	7	24	3	14	2	2				
12	Other hogs, excl pigs under 3 mos old ... number	6	34	1	4	2	2				
	Crop-specialty farms										
13	Horses and mules, excluding colts ... number	539	4,091	118	645	28	131	3	18	60	1,043
14	Cows and heifers kept mainly for milk ... number	321	1,762	87	461	9	27	3	27	22	138
15	beef ... number	91	1,095	7	48					32	412
16	Other cattle, including calves ... number	335	4,295	73	650	6	25	2	34	45	614
17	Sows and gilts ... number	89	365	12	30	2	6	1	5	7	19
18	Other hogs, excl pigs under 3 mos old ... number	149	1,626	26	129	2	6	2	33	12	59
	Fruit farms										
19	Horses and mules, excluding colts ... number	7	25			7	25				
20	Cows and heifers kept mainly for milk ... number	5	8			5	8				
21	beef ... number	1	8			1	8				
22	Other cattle, including calves ... number	4	12			4	12				
23	Sows and gilts ... number	1	1			1	1				
24	Other hogs, excl pigs under 3 mos old ... number	2	3			2	3				
	Truck farms										
25	Horses and mules, excluding colts ... number	22	85	4	16	12	52				
26	Cows and heifers kept mainly for milk ... number	20	62	2	3	13	47				
27	beef ... number	1	2								
28	Other cattle, including calves ... number	13	80	1	1	8	37				
29	Sows and gilts ... number	2	11	1	1	1	10				
30	Other hogs, excl pigs under 3 mos old ... number	9	83	1	4	4	73				
	Dairy farms										
31	Horses and mules, excluding colts ... number	427	2,302	150	765	14	37	22	120	16	210
32	Cows and heifers kept mainly for milk ... number	486	7,983	175	2,553	19	129	29	626	16	378
33	beef ... number	31	627	5	18			3	15	1	23
34	Other cattle, including calves ... number	481	12,238	176	3,716	18	117	30	1,251	16	492
35	Sows and gilts ... number	176	589	47	89	1	3	20	62	6	18
36	Other hogs, excl pigs under 3 mos old ... number	264	2,882	95	526	3	35	23	401	10	62
	Animal-specialty farms										
37	Horses and mules, excluding colts ... number	119	850	18	80	5	13	17	175	12	102
38	Cows and heifers kept mainly for milk ... number	92	826	14	62	4	46	19	286	3	49
39	beef ... number	65	3,034	5	78	1	40	11	761	10	244
40	Other cattle, including calves ... number	121	5,323	18	195	4	100	22	2,353	11	141
41	Sows and gilts ... number	41	237	1	1	2	19	15	70	3	42
42	Other hogs, excl pigs under 3 mos old ... number	61	1,017	4	15	3	45	18	456	3	114
	Stock ranches										
43	Horses and mules, excluding colts ... number	750	21,490	10	144	11	81	24	625	270	9,931
44	Cows and heifers kept mainly for milk ... number	367	2,949	8	165	2	8	18	322	109	944
45	beef ... number	564	96,150	2	250	10	597	19	2,736	226	48,408
46	Other cattle, including calves ... number	699	151,546	9	1,075	7	433	25	5,834	261	78,470
47	Sows and gilts ... number	146	692	3	13	1	7	19	165	38	144
48	Other hogs, excl pigs under 3 mos old ... number	293	3,103	5	81	2	17	21	672	102	778
	Poultry farms										
49	Horses and mules, excluding colts ... number	115	332	40	129	18	39	1	5	3	3
50	Cows and heifers kept mainly for milk ... number	126	544	45	276	19	52	3	21	2	5
51	beef ... number	8	35	2	4	3	13				
52	Other cattle, including calves ... number	106	653	40	387	16	56	3	8	1	1
53	Sows and gilts ... number	12	29	3	11	1	2				
54	Other hogs, excl pigs under 3 mos old ... number	21	118	2	29	4	17	2	20		
	Self-sufficing farms:										
55	Horses and mules, excluding colts ... number	94	506	2	4	7	10			23	224
56	Cows and heifers kept mainly for milk ... number	39	81			7	11			8	14
57	beef ... number	29	234	1	5	1	2			16	145
58	Other cattle, including calves ... number	60	280	1	4	7	16			20	106
59	Sows and gilts ... number	5	7			1	1			2	4
60	Other hogs, excl pigs under 3 mos old ... number	17	39	1	1	3	9			2	5
	Abnormal and unclassified farms										
61	Horses and mules, excluding colts ... number	320	3,063	29	408	40	148			62	786
62	Cows and heifers kept mainly for milk ... number	163	641	22	83	38	69			14	50
63	beef ... number	78	2,251	7	332	7	35			31	1,231
64	Other cattle, including calves ... number	175	5,089	21	683	23	127			36	2,447
65	Sows and gilts ... number	14	65	1	1	1	1			1	1
66	Other hogs, excl pigs under 3 mos old ... number	68	819	9	37	9	90			5	17
	SPECIFIED ITEMS, BY TWO TYPES OF FARMS										
67	Steers, 2 years old and over — Ranches ... number		38,053		250		51		1,234		22,048
68	Steers, 2 years old and over — All other ... number		4,055		307		119		559		388
69	Sheep, excluding lambs — Ranches ... number	426	928,140	6	10,509	2	5,065	16	34,337	131	273,493
70	Sheep, excluding lambs — All other ... number	471	46,705	115	7,630	17	554	46	2,572	51	10,277
71	All cows milked — Dairy ... number	498	8,998	180	3,032	20	139	31	893	16	395
72	All cows milked — All other ... number	1,866	11,379	274	1,888	159	475	93	1,005	353	1,851
73	Of beef or dual-purpose breeding — Dairy ... number	78	1,097	7	68	1	2	11	116	4	34
74	Of beef or dual-purpose breeding — All other ... number	770	4,180	30	104	13	33	49	533	245	1,155
75	Milk produced — Dairy ... No and gals	498	6,378,495	180	2,250,002	20	94 145	31	432,870	16	256,025
76	Milk produced — All other ... No and gals	1,866	5,729,937	274	1,134,104	159	232,294	93	894,156	353	652,906
77	Production, per cow — Dairy ... gallons		709		743		677		626		647
78	Production, per cow — All other ... gallons		504		601		489		504		353
79	Whole milk sold — Dairy ... gallons		1,515,563		93 465		33,348		83,308		115,022
80	Whole milk sold — All other ... gallons		514,199		27 493		42,736		16,149		35,263
81	Cream sold as butterfat — Dairy ... pounds		1,505 776		672,064		16,870		117 093		36,109
82	Cream sold as butterfat — All other ... pounds		1,151,367		325,429		19 102		269,502		62,615
83	Chickens over 3 months old on farms, Apr 1, 1930 — Poultry ... number	221	97,571	55	30 977	30	7,378	10	3,962	5	1,156
84	Chickens over 3 months old on farms, Apr 1, 1930 — All other ... number	2,416	146,303	434	27 586	167	9,315	119	15,561	389	18,043
85	Chicken eggs produced — Poultry ... dozens		985,410		314,649		63,092		34,649		17 020
86	Chicken eggs produced — All other ... dozens		1,160 360		221,606		57,806		121,688		142,519
87	Production, per chicken on hand — Poultry ... dozens		10.1		10.2		8.6		8.7		14.7
88	Production, per chicken on hand — All other ... dozens		7.9		8.0		6.2		7.8		7.9

LIVESTOCK PRODUCTS, 1929, BY TYPE OF FARM

bottom of p. 8]

ESMERALDA		EUREKA		HUMBOLDT		LANDER		LINCOLN		LYON		MINERAL		NYE		
Farms reporting	Animals or quantity	Farms reporting	Animals or quantity	Farms reporting	Animals or quantity	Farms reporting	Animals or quantity	Farms reporting	Animals or quantity	Farms reporting	Animals or quantity	Farms reporting	Animals or quantity	Farms reporting	Animals or quantity	
		8	94	4	41			25	112	46	310	6	20	12	73	1
		2	17	4	12			29	194	42	553	4	15	6	20	2
		4	88	2	26			8	41	8	242	2	48	6	57	3
		5	234	3	55			25	330	43	1,709	6	78	14	112	4
								2	6	26	136	1	2	2	7	5
		2	7	1	5			14	126	30	602	2	4	3	6	6
				3	30											7
				2	12											8
				1	22											9
				2	14											10
																11
				2	23											12
4	61	6	201	24	274	4	11	21	78	69	419	20	56	7	52	13
2	3	3	29	10	43	2	3	20	75	47	325			7	16	14
		5	55	10	128	1	6	5	38	4	94	1	1	3	18	15
2	5	5	32	14	208	2	6	21	319	43	931			9	99	16
1	3	1	6	1	16			2	2	31	205			3	16	17
		4	53	7	95			9	27	32	781	1	2	3	87	18
																19
																20
																21
																22
																23
																24
																25
																26
																27
																28
																29
																30
				2	4			4	19	95	577	6	30			31
				3	73			7	98	103	1,826	4	45			32
				1	17			2	42	10	439					33
				3	167			7	197	101	3,368	5	105			34
										67	327	3	5			35
				1	4			4	21	80	1,595	4	23			36
								17	96	8	74					37
								21	92	6	142					38
								15	389	9	1,175	1	5			39
								21	836	10	536					40
								3	13	4	52					41
								8	79	6	84					42
5	90	39	2,206	80	1,899	32	1,768	22	166	37	511	9	195	53	874	43
3	13	13	56	40	221	15	72	14	125	22	245	5	18	23	123	44
5	347	31	3,870	68	13,814	26	3,882	20	2,022	14	3,267	4	1,475	43	3,298	45
6	673	33	4,468	78	20,984	31	8,248	22	3,001	25	5,540	9	2,015	63	5,539	46
2	4	4	16	13	41	8	51	1	8	13	54	4	20	11	25	47
3	21	10	83	32	217	15	171	3	35	16	268	5	90	15	138	48
				6	12			2	3	10	31	8	32			49
2	5			3	7			3	8	10	36	4	9			50
1	2							1	5			1	11			51
3	11			3	10			1	18	11	39	4	27			52
				1	1			1	1	1	6	2	2			53
1	1			1	1					4	14	3	7			54
				13	59			9	24	4	17	5	22	7	25	55
				1	1			9	24	3	8			4	8	56
				3	32									1	10	57
				4	57			9	19	3	7			7	35	58
				1	1			1	1							59
				3	6			3	5	1	2					60
9	63	18	199	43	227	2	12	14	30	14	103	7	27	21	164	61
5	6	5	13	11	33	2	4	11	31	9	112	2	16	8	14	62
1	3	5	170	9	86			2	5	1	50	1	11	5	60	63
4	37	6	137	14	733	1	6	12	73	7	144	2	19	13	126	64
1	1					1	1			1	6					65
3	5	1	3	3	34			2	3	5	27	2	27	2	4	66
	176		1,023		4,003		3,418		938		901		473		966	67
	23		61		654		2		251		918		7		49	68
4	3,991	21	86,529	51	108,466	14	55,367	10	10,193	24	51,428	4	11,152	30	31,139	69
3	8	2	72	20	1,666	1	2	20	1,526	59	7,964	2	3,775	8	696	70
				3	109			7	99	103	2,032	6	79			71
13	37	43	163	99	416	30	92	110	522	153	1,627	17	69	83	258	72
								2	40	33	649	4	15			73
7	14	33	109	79	334	23	73	49	257	50	550	3	6	54	189	74
				3	73,400			7	58,690	103	1,342,609	6	63,120			75
13	12,594	43	64,272	99	109,555	30	27,072	110	216,201	153	928,439	17	31,622	83	97,343	76
					673				573		661		786			77
	478		333		263		294		414		571		458		338	78
					49,300				21,300		55,902					79
	1,136		9,301		2,062				8,590		7,134		1,104		10,604	80
					2,949				10,550		432,472		18,580			81
	50		1,300		3,430				25,859		365,435		4,183		1,330	82
5	2,762			9	3,385			4	820	17	8,838	7	162			83
15	565	57	2,758	112	7,296	33	2,120	114	4,936	264	17,266	37	1,417	101	4,414	84
	35,574				31,965				7,135		87,602		1,355			85
	3,912		31,384		53,536		13,232		40,755		150,199		10,509		38,442	86
	12.9				9.4				8.7		9.9		8.4			87
	6.9		7.7		7.3		6.2		8.3		8.7		7.4		8.7	88

COUNTY TABLE IV.—SPECIFIED LIVESTOCK, 1930, AND LIVESTOCK PRODUCTS, 1929, BY TYPE OF FARM—Con

[See NOTE, bottom of p 8]

	TYPE OF FARM, BY CLASS OF ANIMALS (See definitions in introduction)	ORMSBY		PERSHING		STOREY		WASHOE		WHITE PINE	
		Farms reporting	Animals or quantity	Farms reporting	Animals or quantity	Farms reporting	Animals or quantity	Farms reporting	Animals or quantity	Farms reporting	Animals or quantity
	General farms										
1	Horses and mules, excluding colts ... number	5	15	8	58			34	123	25	128
2	Cows and heifers kept mainly for milk ... number	4	14	7	32			32	204	22	173
3	beef ... number			4	63			8	88	7	153
4	Other cattle, including calves ... number	3	38	8	66			34	514	22	209
5	Sows and gilts ... number	1	2	2	8			6	23	7	21
6	Other hogs, excl pigs under 3 mos old ... number	1	1	5	6			9	58	13	60
	Cash-grain farms										
7	Horses and mules, excluding colts ... number							5	21		
8	Cows and heifers kept mainly for milk ... number							5	21		
9	beef ... number										
10	Other cattle, including calves ... number							4	30		
11	Sows and gilts ... number							2	8		
12	Other hogs, excl pigs under 3 mos old ... number							1	5		
	Crop-specialty farms										
13	Horses and mules, excluding colts ... number	3	15	27	287	3	15	113	589	29	196
14	Cows and heifers kept mainly for milk ... number	2	21	18	64	3	41	64	406	22	83
15	beef ... number			3	30			14	117	6	148
16	Other cattle, including calves ... number	2	27	18	191	3	44	66	916	24	194
17	Sows and gilts ... number	1	4	3	11	2	4	12	24	10	13
18	Other hogs, excl pigs under 3 mos old ... number	2	19	9	168	2	3	25	105	13	59
	Fruit farms										
19	Horses and mules, excluding colts ... number										
20	Cows and heifers kept mainly for milk ... number										
21	beef ... number										
22	Other cattle, including calves ... number										
23	Sows and gilts ... number										
24	Other hogs, excl pigs under 3 mos old ... number										
	Truck farms										
25	Horses and mules, excluding colts ... number							6	17		
26	Cows and heifers kept mainly for milk ... number							5	12		
27	beef ... number							1	2		
28	Other cattle, including calves ... number							4	42		
29	Sows and gilts ... number										
30	Other hogs, excl pigs under 3 mos old ... number							4	6		
	Dairy farms										
31	Horses and mules, excluding colts ... number	9	34	11	75	3	11	85	377	10	43
32	Cows and heifers kept mainly for milk ... number	11	213	12	142	3	45	94	1,521	10	334
33	beef ... number							9	73		
34	Other cattle, including calves ... number	11	276	10	217	3	46	91	1,984	10	302
35	Sows and gilts ... number	4	17	6	14	1	2	19	48	2	4
36	Other hogs, excl pigs under 3 mos old ... number	6	45	6	24	1	1	29	139	2	6
	Animal-specialty farms										
37	Horses and mules, excluding colts ... number			17	205			21	87	4	16
38	Cows and heifers kept mainly for milk ... number			12	85			11	53	2	11
39	beef ... number			3	94			8	222	2	26
40	Other cattle, including calves ... number			16	421			16	692	3	49
41	Sows and gilts ... number			6	17			6	18	1	5
42	Other hogs, excl pigs under 3 mos old ... number			12	148			6	75	1	1
	Stock ranches										
43	Horses and mules, excluding colts ... number	4	58	15	593			54	1,103	85	1,246
44	Cows and heifers kept mainly for milk ... number	1	4	3	47			26	270	65	316
45	beef ... number	2	150	13	1,653			29	4,447	52	5,934
46	Other cattle, including calves ... number	3	167	15	2,903			36	6,140	77	6,036
47	Sows and gilts ... number			3	30			6	27	20	87
48	Other hogs, excl pigs under 3 mos old ... number	1	15	6	117			15	104	43	287
	Poultry farms										
49	Horses and mules, excluding colts ... number	1	7	7	25			19	46		
50	Cows and heifers kept mainly for milk ... number	2	7	6	13			27	105		
51	beef ... number										
52	Other cattle, including calves ... number	1	2	5	7			18	87		
53	Sows and gilts ... number	1	2	1	1			1	3		
54	Other hogs, excl pigs under 3 mos old ... number							4	29		
	Self-sufficing farms										
55	Horses and mules, excluding colts ... number			2	13			15	74	7	34
56	Cows and heifers kept mainly for milk ... number							3	8	4	7
57	beef ... number							3	16	4	24
58	Other cattle, including calves ... number			1	2			4	21	4	13
59	Sows and gilts ... number										
60	Other hogs, excl pigs under 3 mos old ... number			1	4			1	3	2	4
	Abnormal and unclassified farms										
61	Horses and mules, excluding colts ... number	4	63	13	124			37	670	11	30
62	Cows and heifers kept mainly for milk ... number	4	104	5	9			18	71	9	21
63	beef ... number	1	8	2	3			6	248		
64	Other cattle, including calves ... number	4	120	7	40			18	366	8	32
65	Sows and gilts ... number	2	20	2	16			2	13	2	5
66	Other hogs, excl pigs under 3 mos old ... number	3	118	8	181			11	189	6	94
	SPECIFIED ITEMS, BY TWO TYPES OF FARMS										
67	Steers, 2 years old and over — Ranches ... number		15		761				1,374		423
68	Steers, 2 years old and over — All other ... number		16		134				548		19
69	Sheep, excluding lambs — Ranches ... number	5	3,469	9	46,133			31	87,638	68	141,231
70	Sheep, excluding lambs — All other ... number	5	1,051	23	3,534	3	35	67	3,620	29	1,701
71	All cows milked — Dairy ... number	11	187	12	215	3	45	96	1,653	10	319
72	All cows milked — All other ... number	15	175	69	317	3	36	209	1,396	144	621
73	Of beef or dual purpose breeding — Dairy ... number	1	30					15	143		
74	Of beef or dual purpose breeding — All other ... number	2	53	26	124			54	318	53	238
75	Milk produced — Dairy ... No and gals	11	100,540	12	139,505	3	42,700	96	1,294,004	10	233,795
76	Milk produced — All other No and gals	15	91,050	69	172,494	3	17,600	209	808,081	144	249,954
77	Production, per cow — Dairy ... gallons		538		549		949		783		733
78	Production, per cow — All other ... gallons		520		544		489		619		403
79	Whole milk sold — Dairy ... gallons		41,645		25,500		4,300		794,695		197,740
80	Whole milk sold — All other ... gallons		42,949		3,868				219,325		86,593
81	Cream sold as butterfat — Dairy ... pounds		19,748		34,020		12,425		122,021		675
82	Cream sold as butterfat — All other ... pounds		2,470		32,952		5,455		129,811		2,445
83	Chickens over 3 months old on farms, Apr 1, 1930 — Poultry ... number	3	1,575	10	3,636			56	32,920		
84	Chickens over 3 months old on farms, Apr 1, 1930 — All other ... number	23	1,736	90	7,772	7	327	301	17,303	153	7,888
85	Chicken eggs produced — Poultry ... dozens		14,646		32,455				345,268		
86	Chicken eggs produced — All other ... dozens		11,636		57,634		2,710		146,169		96,723
87	Production per chicken on hand — Poultry ... dozens		9.3		8.9				10.5		
88	Production per chicken on hand — All other ... dozens		6.7		7.4		8.3		8.4		8.5

COUNTY TABLE V.—TYPE OF FARM, BY SIZE, 1930

[See NOTE, bottom of p. 8]

	TYPE AND SIZE (See definitions in Introduction)	THE STATE	Churchill	Clark	Douglas	Elko	Esmeralda	Eureka	Humboldt	Lander	Lincoln	Lyon	Mineral	Nye	Ormsby	Pershing	Storey	Washoe	White Pine
		Number	Number	Number	Number	Number	Number	Number	Number	Number	Number	Number	Number	Number	Number	Number	Number	Number	Number
	General farms																		
1	Under 3 acres	6			2							3						1	
2	3 to 9 acres	13	2	2	1	1					3	2						2	
3	10 to 19 acres	24	4	9	4							2				1		4	
4	20 to 49 acres	95	30	29	3	1					10	8	1	2	1			8	2
5	50 to 99 acres	88	28	12	4	11					3	15	4					7	4
6	100 to 174 acres	85	13	3	8	8		3	1		12	10	2	6	2	4		6	12
7	175 to 259 acres	36	6	3	8	4			1			4		2	1	2		1	4
8	260 to 499 acres	52	5	2	6	10		1			2	7		3	1	3		7	5
9	500 to 999 acres	28			4	6		3	1		1	6		3				4	
10	1,000 acres and over	13	1		1	2		1	1		1	5						1	
	Cash-grain farms																		
11	10 to 19 acres	2	1															1	
12	20 to 49 acres	8	3	5															
13	50 to 99 acres	9	7															2	
14	100 to 174 acres	4	1	1														2	
15	175 to 259 acres	3	3																
16	260 to 499 acres	5	5																
17	500 to 999 acres	4							3									1	
	Crop-specialty farms:																		
18	Under 20 acres	34	5	9							1		2					16	1
19	20 to 49 acres	106	36	9	1	3					6	5	18	1			1	26	
20	50 to 99 acres	129	56	2	2	13		1	1		3	18	4			3	2	17	7
21	100 to 174 acres	133	37	3	1	9	1	1	3	2	9	21	4	2	1	10	1	20	8
22	175 to 259 acres	53	15			2			2	2	2	10		2		5	1	10	2
23	260 to 499 acres	78	6	4		5		1	5	2	4	12		2	2	7	1	19	6
24	500 to 999 acres	46	6	1		5	1	3	4	1	1	7		2		5		7	3
25	1,000 to 4,999 acres	57		2		24	2	2	8		2	6		3		3		4	1
26	5,000 to 9,999 acres	4	1			1			1										1
27	10,000 acres and over	3				1		1										1	
	Fruit farms:																		
28	20 to 49 acres	2		2															
29	100 to 174 acres	4		4															
30	260 to 499 acres	2		2															
	Truck farms																		
31	3 to 9 acres	3	1	2															
32	10 to 19 acres	5	1	3														1	
33	20 to 49 acres	11	2	5														4	
34	50 to 99 acres	8		6														2	
35	100 to 174 acres	5	2	3															
36	260 to 499 acres	4		4															
	Dairy farms:																		
37	Under 3 acres	3	2			1													
38	3 to 9 acres	8	1	3								1						2	1
39	10 to 19 acres	7	1		1						1							4	
40	20 to 49 acres	83	33	9	4				1			10	2					18	1
41	50 to 99 acres	145	80	2	5						2	21	2		2	5		23	3
42	100 to 174 acres	112	44	3	3	2			1		1	28	1		3	3	2	18	3
43	175 to 259 acres	45	8	1	7						2	12			3	2		10	
44	260 to 499 acres	62	3	1	7	7					1	22	1		2	2	1	12	2
45	500 to 999 acres	23	2	1	3	2						7			1			7	
46	1,000 to 4,999 acres	10	1		1	4			1			1						2	
	Animal-specialty farms:																		
47	Under 20 acres	4																4	
48	20 to 49 acres	22	4	3		1					7					1		6	
49	50 to 99 acres	27	9		1	6					6					4			1
50	100 to 174 acres	27	3	2	3	3					3	3				5		4	1
51	175 to 259 acres	16	3	1	5						1	4						2	
52	260 to 499 acres	23	3		5	2					3	1				3		5	1
53	500 to 999 acres	14			5	1						2				2		1	
54	1,000 acres and over	4									1					2			1
	Stock ranches:																		
55	Under 3 acres	37		4		4		3	3		6		1	6		1		3	1
56	3 to 9 acres	3									2							1	
57	10 to 19 acres	3									2								
58	20 to 49 acres	6				2				1			1	1					1
59	50 to 99 acres	17				5		1			3	1		2		1			4
60	100 to 174 acres	66	1	5	1	16	1	2	5	1	2	4		8	1	2		2	15
61	175 to 259 acres	44		2	2	18			1	1	3	4		5	1				7
62	260 to 499 acres	126	2	1	1	30		5	15	6	9	6	3	12	1	2		12	21
63	500 to 999 acres	154	5	1	4	46	2	7	20	7	5	9	1	16		2		11	18
64	1,000 to 4,999 acres	268	2		13	123	2	15	29	9		10	5	15	2	5		20	18
65	5,000 to 9,999 acres	39			4	17			7	1		2						5	3
66	10,000 acres and over	60		1	2	23		7	7	6		3		1		4		5	1
	Poultry farms:																		
67	Under 3 acres	18	1	3	2		2					1						8	
68	3 to 9 acres	38	3	1	1	2					1	1				2		27	
69	10 to 19 acres	21	5	4	1	1						1			1			8	
70	20 to 49 acres	61	29	10	3						2	4	5		1	1		3	
71	50 to 99 acres	42	17	8	2							4	2			3		7	
72	100 to 174 acres	30	7	4	1	1			8		1	3				2		2	
73	175 to 259 acres	6	4									1				1			
74	260 to 499 acres	10	2			2	2		1			1			1			1	
75	500 to 999 acres	5		1					1			1				1		1	
	Self-sufficing farms:																		
76	3 to 9 acres	9		3					2					1				1	2
77	10 to 19 acres	13		5							3		1	1				4	
78	20 to 49 acres	30	2	3		11			2		2		2	2		1		2	1
79	50 to 99 acres	20				8			2		2	2	1	2				1	1
80	100 to 174 acres	27	1	1		5			3		5	2		4		2			4
81	175 to 259 acres	7							4				1	1				1	
82	260 to 499 acres	7				1												5	1
83	500 to 999 acres	5				2			1									2	
	Abnormal farms:																		
84	Under 3 acres	8		3		2		1				2							
85	3 to 9 acres	24	7	6					4		3	1						1	2
86	10 to 19 acres	56	4	19			1		16		2	2	1	1		1		7	2
87	20 to 49 acres	55	12	13		6		2	2		4	2	3	2		1		5	2
88	50 to 99 acres	30	4	5		7		2	4		1			1	1	1		2	1
89	100 to 174 acres	55	1	3		15	2	2	3		4	3	3	5	2	6		3	4
90	175 to 259 acres	13	2	2		2	1	1			1			1		1		2	
91	260 to 499 acres	17	2	1		4	1		2					1	2			3	
92	500 to 999 acres	21	1	2		4	1	1	1				1	2		1		6	1
93	1,000 acres and over	14	2			1		1							1	2		6	

COUNTY TABLE VI.—TYPE OF FARM, BY SPECIFIED VALUE OF FARM PRODUCTS SOLD, TRADED, OR USED BY OPERATOR'S FAMILY, 1929

[See NOTE, bottom of p 8]

	TYPE, BY VALUE OF PRODUCTS (See definitions in Introduction)	THE STATE	Churchill	Clark	Douglas	Elko	Esmeralda	Eureka	Humboldt	Lander	Lincoln	Lyon	Mineral	Nye	Ormsby	Pershing	Storey	Washoe	White Pine
		Number	Number	Number	Number	Number	Number	Number	Number	Number	Number	Number	Number	Number	Number	Number	Number	Number	Number
	General farms																		
1	Under $250	9	3	3				1				2							
2	$250-$399	17	2	5		5					2	1		1					1
3	$400-$599	36	4	10	3	5		1			5	2	1	2	2			1	
4	$600-$999	71	5	13	2	6			1		6	8	2	4		3		17	4
5	$1,000-$1,499	61	8	13	4	5		4	1		6	5	2	5	2	8		2	1
6	$1,500-$2,499	88	21	9	6	6		1	1		8	9	2	4		4		5	12
7	$2,500-$3,999	76	24	5	7	7			1		4	12			1			10	5
8	$4,000-$5,999	38	12	1	7	3						7						4	4
9	$6,000-$9,999	28	8		6	1		1			1	10						1	
10	$10 000-$19,999	13	2	1	6							4							
11	$20 000 and over	3										2						1	
	Cash-grain farms																		
12	$250-$399	3	2															1	
13	$400-$599	4	2	1														1	
14	$600-$999	4	1	3															
15	$1,000-$1,499	3	1	1					1										
16	$1,500-$2,499	7	3	1					1									2	
17	$2,500-$3,999	7	5						1									1	
18	$4,000-$5,999	3	2															1	
19	$6,000 and over	4	4																
	Crop-specialty farms																		
20	Under $250	24	3	3									11				1	6	
21	$250-$399	49	9	4		8			1		2	3	5			1	1	15	
22	$400-$599	52	7	7		7		1		1	2	5	8	1		2		11	
23	$600-$999	88	27	7	1	10			4		6	6	2	2		7	1	13	2
24	$1,000-$1,499	78	20	4		8	1		4	3	8	4	2		2	3	1	11	7
25	$1,500-$2 499	111	39	2	2	7		3	6	2	6	13		4		5		14	8
26	$2,500-$3 999	92	26	1		7	1	1	3	1	3	13		1		7	1	19	8
27	$4 000-$5 999	58	16	1		6	1	1	3			14		3		1		9	3
28	$6,000-$9,999	46	10			7	1		1			11		1	1	4	1	6	1
29	$10,000-$19,999	37	6	1	1	2		2	1		1	8				1		14	
30	$20 000 and over	8	1			1		1	1			2				2			
	Fruit farms																		
31	$400-$599	2		2															
32	$600-$999	2		2															
33	$1,000-$1,499	2		2															
34	$1,500-$2,499	2		2															
	Truck farms																		
35	$250-$399	2	1	1															
36	$400-$599	2		2															
37	$600-$999	4	1	2														1	
38	$1,000-$1,499	6	1	4														1	
39	$1,500-$2,499	1																1	
40	$2,500-$3,999	9	2	5														2	
41	$4,000-$5,999	7		5														2	
42	$6 000-$9,999	2		2															
43	$10,000 and over	3	1	2															
	Dairy farms																		
44	Under $600	6		3					1			1						1	
45	$600-$999	23	3	4	1						1	3	1			1		8	1
46	$1,000-$1,499	48	13	5	2	1					1	7	1			3	1	14	
47	$1,500-$2,499	103	37	3	2	1					1	23	1		4	3	1	24	3
48	$2,500-$3,999	135	67	1	6	4					1	28	2		3	1	1	19	2
49	$4,000-$5,999	99	36	4	12	4						24			3	1		12	
50	$6,000-$9,999	58	19		5	3			1			13	1		1	2		13	
51	$10,000-$19,999	19	4		3	2						4				1		4	1
52	$20 000 and over	7	1			1			1									1	3
	Animal-specialty farms																		
53	Under $600	15	3	2		7												3	
54	$600-$999	16	2		1	1					7					1		4	
55	$1,000-$1,499	9	3	1							3							1	1
56	$1,500-$2,499	31	5	1	2	2					7	1				6		5	2
57	$2,500-$3,999	15	2	1		1					2	1				4		4	
58	$4,000-$5,999	23	3		6	1						6				3		3	1
59	$6,000-$9,999	15	3		7						1					2		2	
60	$10,000 and over	13	1	1	6	1					1	2				1			
	Stock ranches																		
61	Under $250	3				1					2								
62	$250-$399	10				3								2				4	1
63	$400-$599	19		2		6		2	1		1			3				4	
64	$600-$999	39			1	13		2	2	1	5	2		5		1		1	6
65	$1,000-$1,499	45		5		15	1	5		3	1			6		1		4	4
66	$1,500-$2,499	94		5	1	32	1	4	8	5	5	1	2	8		6		7	9
67	$2,500-$3,999	89			1	26		6	13	4	9	1	1	17		1		2	8
68	$4,000-$5 999	108	2		8	41		2	15	5	3	3		12	2	2		5	13
69	$6,000-$9 999	118			5	40	2	9	17	3	4	7	1	5	2			7	16
70	$10,000-$19,999	159	4	1	7	58	1	5	23	4	1	9	6	8	1			13	18
71	$20,000 and over	138	4	1	9	47		5	13	7		16	1	3		6		12	14
	Poultry farms																		
72	Under $250	5	5																
73	$250-$399	7	3	1					1			1	1						
74	$400-$599	20	3	4	1	1	1					1	4		1	2		3	
75	$600-$999	32	4	8	2	2					2	1	3			2		8	
76	$1,000-$1,499	38	3	4	2	1	2		4		1	4	2			4		11	
77	$1,500-$2,499	39	11	7	2	1	1		3		1	1						11	
78	$2,500-$3,999	39	15	3	1	1			1			4			1	1		12	
79	$4,000-$5 999	23	11	3	1				1			2						5	
80	$6,000-$9,999	18	8		1							2				1		6	
81	$10 000 and over	10	6	1			1					1						1	
	Self-sufficing farms																		
82	Under $250	55	1	7		18			7		2	1	6	5		1		7	
83	$250-$399	29	1	4		4			5		3	1		1		1		7	2
84	$400-$599	18	1	1		3					2							1	5
85	$600-$999	15				2			1		3			4		1		2	2
86	$1,000-$1,499	6							1		1	3		1					

COUNTY TABLE VI.—TYPE OF FARM, BY SPECIFIED VALUE OF FARM PRODUCTS SOLD, TRADED, OR USED BY OPERATOR'S FAMILY, 1929—Continued

[See NOTE, bottom p 8]

	TYPE, BY VALUE OF PRODUCTS (See definitions in Introduction)	THE STATE	Churchill	Clark	Douglas	Elko	Esmeralda	Eureka	Humboldt	Lander	Lincoln	Lyon	Mineral	Nye	Ormsby	Pershing	Storey	Washoe	White Pine
		Number	Number	Number	Number	Number	Number	Number	Number	Number	Number	Number	Number	Number	Number	Number	Number	Number	Number
	Abnormal farms																		
87	Under $200	107	2	24		20	3	3	25		1	2	3	8		3		12	1
88	$250-$399	50	6	14		8	2		4		8	3	1	2		1		4	2
89	$400-$599	53	11	9		2		2			6	4	2	2	1	2		9	3
90	$600-$999	39	7	7		6	1	2	2		4				1	2		2	4
91	$1,000-$1,499	9				2		2	1					2	1	1			
92	$1,500-$2,499	7	1			3												2	1
93	$2,500-$3,999	6	1						1				1			1		2	
94	$4,000-$5,999	8													1	2		3	2
95	$6,000-$9,999	4	2												1	1			
96	$10,000 and over	10	6									1			1			2	

COUNTY TABLE VII.—TYPE OF FARM, BY TENURE OF FARM OPERATOR, 1930

[See NOTE, bottom of p 8]

	TYPE, BY TENURE OF OPERATOR (See definitions in Introduction)	THE STATE	Churchill	Clark	Douglas	Elko	Esmeralda	Eureka	Humboldt	Lander	Lincoln	Lyon	Mineral	Nye	Ormsby	Pershing	Storey	Washoe	White Pine
		Number	Number	Number	Number	Number	Number	Number	Number	Number	Number	Number	Number	Number	Number	Number	Number	Number	Number
	General farms																		
1	Full owners	334	68	46	37	30		6	2		21	49	3	11	3	7		39	22
2	Part owners	43	4	8	2	6		1	1		5	3	3	1		2		4	3
3	Managers	9		1							3	1	1	2				1	
	Tenants—																		
4	Cash	37	14	2	2			1	1		2	5		2	2			6	
5	Other	17	3	3		3					1	4				1		1	2
	Cash-grain farms:																		
6	Full owners	24	14	4					1									5	
7	Part owners	5	4	1															
	Tenants—																		
8	Cash	3	1	1														1	
9	Other	3	1						2										
	Crop-specialty farms:																		
10	Full owners	443	118	21	3	45	3	2	14	5	22	52	20	8	3	21	5	82	19
11	Part owners	48	5	4		3			1		2	5	6	1		1		15	4
12	Managers	61	14	1		11	1	5	6	2	2	3		2		6		7	1
	Tenants—																		
13	Cash	51	14		1	3		1	1		2	10	2	1		1	1	11	3
14	Other	40	12	4		1		1	2			9				4		5	2
	Fruit farms																		
15	Full owners	8		8															
	Truck farms																		
16	Full owners	16	1	10														5	
17	Part owners	7	1	5														1	
18	Managers	1	1																
	Tenants—																		
19	Cash	5	2	2														1	
20	Other	7	1	6															
	Dairy farms:																		
21	Full owners	261	131	12	28	9			3		5	60	2		7	11	2	75	7
22	Part owners	40	10	4	2	4					1	12	2			1		3	1
23	Managers	5	2															2	1
	Tenants—																		
24	Cash	61	26	2	1	2						12	2		4			11	1
25	Other	31	11	2		1					1	10					1	5	
	Animal-specialty farms:																		
26	Full owners	105	17	5	19	11					17	10				9		15	3
27	Part owners	10	1	1	2	1										3		2	
28	Managers	6	2								2					1		1	
	Tenants—																		
29	Cash	9	1		1	1					1					1		3	1
30	Other	6	1								1					3		1	
	Stock ranches:																		
31	Full owners	553	3	11	17	157	5	30	64	34	29	27	7	63	4	8		30	65
32	Part owners	109	4		10	47		1	3	2	2	9	1	2	1	2		12	12
33	Managers	97	2	2		53		2	17	2		2	2	3		5		3	5
	Tenants—																		
34	Cash	33				13		2	3	3		1	1			2		4	4
35	Other	30	1	1		13		5	5	1				1				1	2
	Poultry farms																		
36	Full owners	190	50	21	9	6	5		7		4	14	4		3	7		51	
37	Part owners	17	3	6								1	4			1		2	
38	Managers	4	1						1									2	
	Tenants—																		
39	Cash	12	3	2	1							2	2					2	
40	Other	8	2	2					2							2			
	Self-sufficing farms:																		
41	Full owners	105	2	8		27			12		10	3	4	11		3		17	3
42	Part owners	3		2									1						
	Tenants—																		
43	Cash	5	1	1					1			2							
44	Other	5		1					1		1		1						1
	Abnormal and unclassified farms.																		
45	Full owners	324	35	59		56	10	13	35	4	16	13	13	16	1	13		29	6
46	Part owners	24	3	6		3			2		1	1		2		1		3	1
47	Managers	44	2	2		10		3	4	1		1	1	7	4	1		6	
	Tenants—																		
48	Cash	40	6	6		3			1		2	4	2	4	1	2		6	3
49	Other	43	3	9		2		3	3		2	5	4	5				3	5

County Table VIII.—SPECIFIED FARM EXPENDITURES, 1929, BY TYPE OF FARM

[See Note, bottom of p 8]

	Item and type (See definitions in Introduction)	The State		Churchill		Clark		Douglas		Elko		Esmeralda	
		Farms reporting	Expenditures	Farms reporting	Expenditures	Farms reporting	Expenditures	Farms reporting	Expenditures	Farms reporting	Expenditures	Farms reporting	Expenditures
	Feed	*Number*	*Dollars*	*Number*	*Dollars*	*Number*	*Dollars*	*Number*	*Dollars*	*Number*	*Dollars*	*Number*	*Dollars*
1	All types	2,157	1,720,370	416	226,891	138	45,319	107	73,466	351	448,218	18	11,534
2	General	282	81,314	68	22,876	28	4,291	35	15,337	24	4,026		
3	Cash grain	12	3,760	10	3,320								
4	Crop-specialty	248	51,382	72	15,314	4	415	2	495	30	5,055	1	500
5	Fruit	4	620			4	620						
6	Truck	23	5,832	5	2,343	13	3,179						
7	Dairy	383	277,486	140	66,240	13	4,095	24	14,289	14	12,427		
8	Animal-specialty	102	42,266	19	4,423	2	1,400	18	6,698	7	1,860		
9	Stock-ranch	616	925,119	7	3,605	8	2,960	20	32,356	222	416,657	2	600
10	Poultry	207	240,480	63	90,161	25	18,133	8	4,291	3	1,525	5	9,130
11	Self sufficing	61	5,607			7	764			13	1,579		
12	Abnormal and unclassified	219	86,504	32	18,609	34	9,462			38	5,109	10	1,304
	Fertilizer												
13	All types	41	5,530	1	200	22	3,091	3	290	1	12		
14	General	9	493			5	178	1	50				
15	Crop-specialty	3	475	1	200	2	275						
16	Fruit	1	30			1	30						
17	Truck	10	2,426			9	2,026						
18	Dairy	4	365			1	70						
19	Animal specialty	1	100										
20	Stock ranch	3	252					2	240	1	12		
21	Poultry	1	100										
22	Self sufficing	1	25			1	25						
23	Abnormal and unclassified	8	1,264			3	487						
	Labor												
24	All types	2,124	3,660,671	411	301,893	104	80,492	113	309,477	323	979,041	10	20,117
25	General	261	162,973	59	24,705	22	6,820	31	25,873	11	5,079		
26	Cash grain	23	13,320	14	11,138	2	30						
27	Crop-specialty	407	436,645	105	85,289	13	14,660	1	420	36	59,614	4	9,410
28	Fruit	2	1,690			2	1,690						
29	Truck	29	52,442	5	11,915	18	37,637						
30	Dairy	387	275,376	144	62,807	8	1,650	28	20,388	13	14,770		
31	Animal specialty	95	116,954	14	6,906	3	2,750	21	44,512	4	2,275		
32	Stock-ranch	662	2,409,650	9	45,147	6	6,190	26	217,772	235	877,511	3	10,197
33	Poultry	105	35,534	43	14,807	8	1,772	6	515			1	400
34	Self sufficing	11	341			2	100						
35	Abnormal and unclassified	142	155,746	18	38,179	20	7,193			24	19,792	2	110

	Item and type (See definitions in Introduction)	Eureka		Humboldt		Lander		Lincoln		Lyon		Mineral	
		Farms reporting	Expenditures	Farms reporting	Expenditures	Farms reporting	Expenditures	Farms reporting	Expenditures	Farms reporting	Expenditures	Farms reporting	Expenditures
	Feed	*Number*	*Dollars*	*Number*	*Dollars*	*Number*	*Dollars*	*Number*	*Dollars*	*Number*	*Dollars*	*Number*	*Dollars*
1	All types	63	55,344	117	163,990	29	56,032	90	25,014	211	151,910	30	14,850
2	General	8	1,545	3	275			14	1,925	34	9,154	4	340
3	Cash-grain												
4	Crop specialty	5	3,285	10	3,170	3	450	13	1,151	36	7,045	2	521
5	Fruit												
6	Truck												
7	Dairy			3	17,699			5	6,332	78	28,589	4	400
8	Animal-specialty							17	2,459	6	3,062		
9	Stock ranch	39	48,384	72	122,855	25	55,082	17	8,185	33	81,571	7	11,887
10	Poultry			9	10,055			4	1,828	16	19,519	10	1,246
11	Self sufficing			7	502			9	392	4	645	1	150
12	Abnormal and unclassified	10	2,130	13	9,434	1	500	11	2,542	4	2,305	2	106
	Fertilizer												
13	All types					1	20			2	150		
14	General												
15	Crop-specialty												
16	Fruit												
17	Truck												
18	Dairy									1	50		
19	Animal specialty												
20	Stock ranch												
21	Poultry									1	100		
22	Self sufficing												
23	Abnormal and unclassified					1	20						
	Labor												
24	All types	47	90,124	117	323,560	33	119,496	79	40,406	260	414,237	31	33,507
25	General	4	2,405	3	1,450			16	7,042	46	59,243	3	1,360
26	Cash grain			3	1,310								
27	Crop specialty	6	22,970	19	28,699	5	1,788	14	2,692	63	79,080	7	236
28	Fruit												
29	Truck												
30	Dairy			2	7,183			5	1,010	87	68,741	4	1,172
31	Animal specialty							16	10,129	8	12,076		
32	Stock ranch	32	61,559	76	278,514	26	110,658	18	17,343	39	173,517	10	30,352
33	Poultry			5	1,020			2	730	10	4,870	4	189
34	Self sufficing			3	40					1	50		
35	Abnormal and unclassified	5	3,190	6	5,344	1	50	8	1,460	6	16,660	3	318

COUNTY TABLE VIII.—SPECIFIED FARM EXPENDITURES, 1929, BY TYPE OF FARM—Continued

[See NOTE, bottom of p. 8]

	ITEM AND TYPE (See definitions in Introduction)	NYE		ORMSBY		PERSHING		STOREY		WASHOE		WHITE PINE	
		Farms reporting	Expenditures	Farms reporting	Expenditures	Farms reporting	Expenditures	Farms reporting	Expenditures	Farms reporting	Expenditures	Farms reporting	Expenditures
		Number	Dollars	Number	Dollars	Number	Dollars	Number	Dollars	Number	Dollars	Number	Dollars
	Feed												
1	All types	74	25,854	27	18,442	90	66,407	3	1,530	275	241,671	119	94,693
2	General	12	3,208	4	772	10	4,768			22	9,351	16	3,445
3	Cash-grain									2	440		
4	Crop-specialty	1	350	1	100	18	5,326	2	530	35	6,551	13	1,124
5	Fruit												
6	Truck									5	310		
7	Dairy			10	5,188	11	8,981	1	1,000	74	72,636	6	39,610
8	Animal-specialty					17	13,786			15	8,343	1	15
9	Stock ranch	45	19,025	4	4,056	10	18,060			37	51,289	68	48,597
10	Poultry			2	2,324	10	8,775			52	73,493		
11	Self-sufficing	5	139			3	320			7	736	5	380
12	Abnormal and unclassified	11	2,532	6	6,002	11	6,391			26	18,552	10	1,526
	Fertilizer												
13	All types			2	100	2	147			4	1,030	3	490
14	General			1	5					1	80	1	180
15	Crop-specialty												
16	Fruit												
17	Truck									1	400		
18	Dairy			1	95					1	150		
19	Animal-specialty											1	100
20	Stock ranch												
21	Poultry												
22	Self-sufficing												
23	Abnormal and unclassified					2	147			1	400	1	210
	Labor												
24	All types	55	93,804	25	21,069	84	171,023	5	2,615	283	380,305	115	386,505
25	General	11	2,944	5	460	9	3,635			27	17,772	14	4,185
26	Cash-grain									4	842		
27	Crop-specialty	10	11,126	2	1,575	27	31,778	4	2,515	74	77,838	17	6,955
28	Fruit												
29	Truck									6	2,890		
30	Dairy			7	5,846	7	8,053	1	100	76	65,829	5	17,830
31	Animal-specialty					13	26,391			12	9,715	4	2,200
32	Stock-ranch	54	72,401	5	7,295	12	92,082			41	167,877	70	251,835
33	Poultry			1	500	3	1,351			22	9,400		
34	Self-sufficing	3	100			2	51						
35	Abnormal and unclassified	7	7,233	5	5,393	11	7,682			21	38,142	5	4,000

WASHINGTON

WASHINGTON

COUNTIES, PRINCIPAL CITIES, RIVERS, AND MOUNTAINS

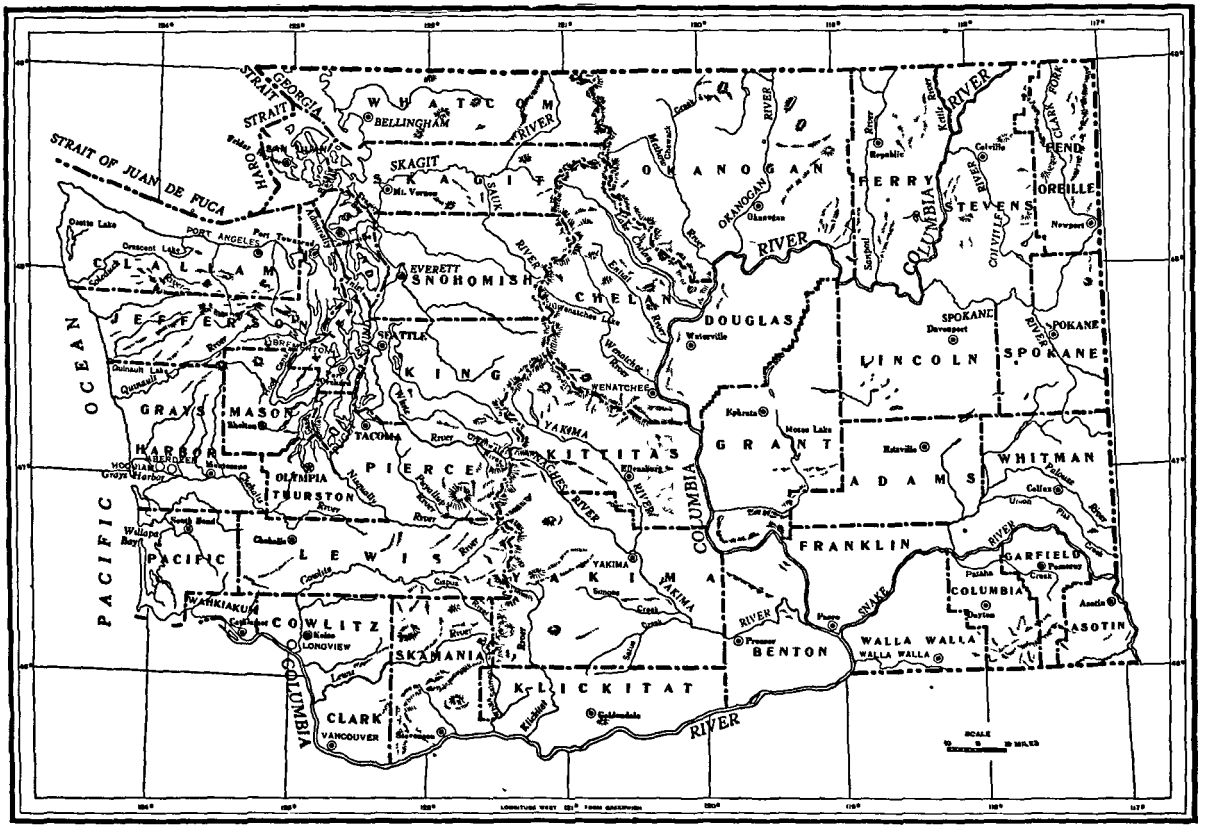

COUNTY TABLE I.—FARMS AND FARM ACREAGE, 1930 AND 1929, BY TYPE OF FARM

[See NOTE, bottom of p 8]

	ITEM AND TYPE OF FARM (See definitions in Introduction)	THE STATE	Adams	Asotin	Benton	Chelan	Clallam	Clark	Columbia	Cowlitz	Douglas	Ferry	Franklin
	FARMS, BY TYPE, 1930	*Number*	*Number*	*Number*	*Number*	*Number*	*Number*	*Number*	*Number*	*Number*	*Number*	*Number*	*Number*
1	All types	70,904	818	622	1,668	2,218	729	3,503	544	1,147	1,214	577	354
2	General	7,121	19	61	216	72	102	455	57	154	66	126	27
3	Cash-grain	8,442	690	153	76	7	3	29	308	-	487	18	167
4	Crop-specialty	3,750	4	13	299	38	42	164	9	23	14	43	16
5	Fruit	9,868	-	160	457	1,784	9	616	25	61	435	2	14
6	Truck	1,299	-	7	62	6	2	30	-	7	7	1	34
7	Dairy	12,723	18	33	186	50	333	790	18	290	31	62	19
8	Animal-specialty	1,242	-	9	22	11	12	32	7	21	20	70	-
9	Stock-ranch	688	16	36	18	5	-	2	20	4	13	29	23
10	Poultry	3,636	8	18	78	21	56	476	2	151	19	13	-
11	Self-sufficing	3,631	9	21	22	51	48	191	30	121	11	94	-
12	Abnormal	9,825	23	83	142	131	105	527	36	222	44	83	21
13	Institution or country estate	54	-	-	1	-	1	1	1	2	-	-	-
14	Part time	8,969	21	75	136	117	79	492	34	209	40	63	20
15	Boarding and lodging	114	-	1	-	5	6	3	-	1	1	1	1
16	Forest-product	530	-	4	-	9	17	26	1	8	-	16	-
17	Horse farm, feed lot, or livestock dealer	158	2	3	5	-	2	5	-	2	3	3	-
18	Unclassified	3,679	31	28	90	42	22	101	32	93	67	36	33
	FARM LAND, BY TYPE												
	All land in farms, 1930	*Acres*	*Acres*	*Acres*	*Acres*	*Acres*	*Acres*	*Acres*	*Acres*	*Acres*	*Acres*	*Acres*	*Acres*
19	All types	13,533,778	1,006,582	279,253	320,805	159,501	57,320	194,482	338,260	93,589	705,255	133,640	553,547
20	General	910,055	9,524	6,715	12,232	15,107	9,441	28,024	14,689	13,905	54,024	31,589	2,258
21	Cash-grain	6,430,250	804,222	158,773	110,453	2,687	143	1,973	245,969	-	495,417	4,211	324,739
22	Crop specialty	445,784	2,039	1,330	18,646	9,187	3,240	10,670	4,133	2,139	9,808	6,961	982
23	Fruit	370,632	-	5,090	11,579	72,449	1,002	26,301	1,830	3,345	23,275	-	342
24	Truck	42,006	-	265	1,203	374	-	1,114	-	150	429	-	956
25	Dairy	1,412,081	7,194	4,834	16,631	14,462	30,420	75,318	2,258	36,263	26,759	14,573	1,918
26	Animal specialty	397,406	-	2,739	16,551	3,951	1,792	3,609	4,534	3,048	25,856	15,195	-
27	Stock ranch	2,200,604	161,537	89,769	121,446	20,552	-	-	51,436	1,673	31,993	26,289	209,276
28	Poultry	267,466	179	176	2,269	1,710	2,520	15,127	-	7,623	5,713	2,144	-
29	Self-sufficing	215,937	2,230	1,028	182	4,904	2,604	6,231	2,438	8,220	1,749	14,986	-
30	Abnormal	460,365	1,788	4,901	4,349	11,384	4,610	15,041	1,453	8,938	6,552	11,988	1,570
31	Institution or country estate	10,225	-	-	-	-	-	-	-	-	-	-	-
32	Part-time	318,406	1,788	2,626	3,320	7,664	3,000	11,302	1,453	8,155	3,909	8,228	1,570
33	Boarding and lodging	4,844	-	-	-	664	259	13	-	-	-	-	-
34	Forest-product	100,303	-	2,053	-	3,056	1,351	2,395	-	783	-	3,452	-
35	Horse farm, feed lot, or livestock dealer	26,587	-	222	1,029	-	-	1,331	-	-	2,643	308	-
36	Unclassified	381,242	17,869	3,633	5,204	2,734	2,048	11,074	9,520	8,285	23,680	5,704	11,506
	Average acres per farm, 1930												
37	All types	191	1,231	449	192	72	79	56	622	82	581	232	1,564
38	General	128	501	110	57	210	93	62	258	90	819	251	84
39	Cash grain	762	1,166	1,038	1,453	384	48	68	799	-	1,017	234	1,945
40	Crop-specialty	119	510	102	62	242	77	65	459	93	701	162	61
41	Fruit	38	-	32	25	41	111	43	73	55	54	-	24
42	Truck	32	-	38	20	62	-	37	-	21	61	-	28
43	Dairy	111	400	146	89	289	91	95	125	125	863	235	101
44	Animal-specialty	320	-	304	752	359	149	113	648	145	1,293	217	-
45	Stock ranch	3,218	10,096	2,494	6,747	4,110	-	-	2,572	418	2,461	907	9,099
46	Poultry	31	22	10	29	81	45	32	-	50	301	165	-
47	Self-sufficing	50	248	49	8	96	61	33	81	68	159	159	-
48	Abnormal	47	85	60	31	87	45	29	43	41	152	146	79
	Crop land harvested, 1929												
49	All types	3,658,514	335,391	49,092	58,899	34,865	12,669	64,109	108,390	16,169	189,406	18,861	100,785
50	General	197,836	1,362	1,381	3,675	2,269	1,813	10,172	1,878	2,267	5,423	5,230	547
51	Cash-grain	2,446,045	323,089	38,224	29,326	603	60	911	96,281	-	157,954	1,132	93,346
52	Crop-specialty	201,873	144	245	10,306	1,462	1,075	4,799	259	967	1,819	1,470	456
53	Fruit	162,674	-	1,974	8,006	25,814	108	13,257	1,141	759	8,066	-	188
54	Truck	19,509	-	72	718	22	-	565	-	26	97	-	553
55	Dairy	815,372	465	386	3,164	1,648	7,842	21,442	260	7,335	2,415	2,351	361
56	Animal specialty	67,501	-	444	554	421	294	956	802	361	2,688	3,321	-
57	Stock ranch	56,735	3,444	5,489	793	119	-	-	1,771	65	1,701	2,227	1,671
58	Poultry	63,649	22	94	764	772	474	5,730	-	1,594	332	256	-
59	Self-sufficing	25,720	37	158	167	404	288	1,283	273	821	179	1,728	-
60	Abnormal	61,241	87	349	789	1,074	513	3,350	245	1,193	832	980	117
61	Institution or country estate	3,743	-	-	-	-	-	-	-	-	-	-	-
62	Part-time	45,988	87	325	766	835	388	2,865	245	1,080	382	674	117
63	Boarding and lodging	535	-	-	-	58	26	8	-	-	-	-	-
64	Forest product	7,124	-	24	-	161	99	408	-	113	-	256	-
65	Horse farm, feed lot, or livestock dealer	3,851	-	-	23	-	-	69	-	-	450	50	-
66	Unclassified	40,359	1,671	206	637	257	195	1,644	460	761	700	166	3,546
	Plowable pasture, 1929												
67	All types	577,901	26,553	3,736	10,380	4,968	7,065	11,271	10,067	8,000	39,335	8,931	36,250
68	General	53,291	1,308	522	512	474	718	1,573	464	343	4,876	1,977	87
69	Cash-grain	163,421	19,377	1,227	7,417	5	8	56	5,624	-	16,365	90	16,575
70	Crop-specialty	18,707	154	42	243	106	226	551	23	173	67	440	2
71	Fruit	17,431	-	53	202	2,629	26	848	86	206	1,257	-	39
72	Truck	2,815	-	6	18	-	-	68	-	20	-	-	52
73	Dairy	145,990	1,136	104	761	514	4,815	5,725	70	4,062	3,767	1,643	327
74	Animal-specialty	24,010	-	113	28	5	68	358	100	78	953	710	-
75	Stock-ranch	54,381	1,538	536	240	280	-	-	3,488	311	1,379	209	5,073
76	Poultry	18,755	-	11	118	42	133	382	-	989	468	95	-
77	Self-sufficing	12,850	85	6	18	422	360	376	20	180	61	559	-
78	Abnormal	35,767	363	56	671	278	544	743	87	760	219	922	308
79	Unclassified	30,483	2,592	40	152	11	165	591	105	878	885	286	1,787
	Other pasture (excl woodland), 1929												
80	All types	4,175,098	234,816	165,093	187,755	44,404	3,507	17,397	107,049	10,383	235,133	39,809	271,935
81	General	229,797	2,830	3,850	3,395	4,512	333	2,040	6,834	1,546	30,782	7,477	659
82	Cash-grain	1,220,835	67,097	80,476	32,269	1,348	-	2	43,173	-	112,835	1,530	73,545
83	Crop-specialty	86,891	1,726	510	3,583	971	184	286	2,960	57	5,444	2,601	69
84	Fruit	60,972	-	2,567	918	12,006	206	1,602	296	203	3,313	-	28
85	Truck	5,997	-	-	248	-	-	47	-	-	45	-	1
86	Dairy	291,969	3,407	4,115	10,504	4,418	1,962	6,966	1,163	5,175	10,310	3,940	872
87	Animal-specialty	167,294	-	1,872	14,769	1,476	241	175	3,041	258	16,756	4,603	-
88	Stock-ranch	1,835,180	150,831	67,186	118,456	15,718	-	-	41,358	-	35,066	11,875	194,514
89	Poultry	39,253	47	30	669	137	117	1,776	-	426	3,760	458	-
90	Self-sufficing	40,076	724	546	15	1,527	103	525	1,342	767	736	2,256	-
91	Abnormal	80,725	1,027	1,716	2,010	1,539	350	1,036	815	887	3,155	2,101	839
92	Unclassified	116,159	7,137	3,306	919	752	9	2,942	6,073	1,061	12,905	2,239	1,417

COUNTY TABLE I.—FARMS AND FARM ACREAGE,

[See NOTE,

	ITEM AND TYPE OF FARM (See definitions in Introduction)	Garfield	Grant	Grays Harbor	Island	Jefferson	King	Kitsap	Kittitas	Klickitat	Lewis	Lincoln	Mason
	FARMS, BY TYPE, 1930	*Number*	*Number*	*Number*	*Number*	*Number*	*Number*	*Number*	*Number*	*Number*	*Number*	*Number*	*Number*
1	**All types**	393	787	1,151	877	272	4,658	1,557	888	1,074	3,380	1,497	452
2	General	12	43	198	102	44	255	138	179	92	410	91	74
3	Cash grain	299	356	5	42	1			138	314	65	1,096	
4	Crop-specialty	1	30	14	16	3	48	3	145	52	35	7	
5	Fruit	13	86	37	96	1	334	81	25	120	54	29	19
6	Truck	3	8	10	3	2	359	18	3	19	12		
7	Dairy	10	30	314	162	79	1,072	195	203	108	870	78	86
8	Animal-specialty	7	8	26	13	14	23	4	35	76	60	20	10
9	Stock-ranch	24	85						42	46		35	
10	Poultry	1	15	143	319	53	1,195	607	15	15	619	18	62
11	Self-sufficing	11	9	106	34	34	238	107	14	56	249	47	63
12	Abnormal	6	63	234	73	37	781	291	48	142	770	30	110
13	Institution or country estate		1	1			8	2	1		3		1
14	Part-time	4	57	219	69	31	749	271	47	121	729	20	98
15	Boarding and lodging		3	2		4	4	1		1	5		1
16	Forest-product			9	4		10	14		19	25	5	8
17	Horse farm, feed lot or livestock dealer	2	2	3		2	10	3		1	8	5	2
18	Unclassified	6	54	64	17	4	351	113	41	34	236	46	28
	FARM LAND, BY TYPE												
	All land in farms, 1930	*Acres*	*Acres*	*Acres*	*Acres*	*Acres*	*Acres*	*Acres*	*Acres*	*Acres*	*Acres*	*Acres*	*Acres*
19	**All types**	357,086	764,407	69,473	48,877	26,046	137,813	38,367	359,003	651,395	237,429	1,356,446	38,559
20	General	3,465	22,878	19,386	6,907	3,855	7,939	3,991	34,819	26,040	35,883	42,843	7,018
21	Cash grain	281,417	393,064	508	5,892				30,017	276,737	9,735	1,072,228	
22	Crop specialty		6,979	835	1,264	192	1,756	176	33,960	11,361	3,840	3,810	
23	Fruit	2,870	12,315	494	2,451		5,207	2,491	2,793	10,663	2,898	4,791	854
24	Truck	1,508	932	172	129		6,278	258	122	1,269	207		
25	Dairy	821	15,828	39,062	12,842	10,471	70,118	8,301	35,503	24,607	92,905	45,239	11,856
26	Animal specialty	3,558	6,311	6,323	3,403	2,445	1,365	293	9,739	61,451	9,975	13,166	1,985
27	Stock ranch	52,079	269,836						202,219	208,194		129,155	
28	Poultry		2,165	4,469	11,982	2,286	17,022	12,524	709	1,622	31,024	1,786	4,777
29	Self sufficing	1,794	1,617	5,180	1,145	2,364	4,808	2,433	770	4,833	11,630	8,866	3,097
30	Abnormal	1,466	13,804	9,370	2,219	2,267	15,146	5,588	2,832	17,463	29,151	8,879	5,962
31	Institution or country estate						1,104				268		
32	Part-time	1,466	13,727	8,499	1,970	1,746	13,015	4,651	2,832	13,479	24,433	3,410	4,531
33	Boarding and lodging		77			521	69				66		
34	Forest-product			736	249		624	811		3,984	3,582	2,049	1,431
35	Horse farm, feed lot, or livestock dealer			135			334	126			802	3,420	
36	Unclassified	8,108	18,678	3,674	553	2,166	8,174	2,312	5,520	7,155	10,091	25,683	3,003
	Average acres per farm, 1930												
37	**All types**	909	971	78	56	96	30	25	404	607	70	906	85
38	General	289	532	98	69	88	31	29	195	283	88	471	95
39	Cash-grain	941	1,104	102	140				218	881	150	978	
40	Crop-specialty		233	60	79	64	37	59	234	218	110	544	
41	Fruit	221	143	13	26		16	31	112	89	54	165	45
42	Truck	503	117	17	43		17	14	41	67	17		
43	Dairy	82	528	124	79	133	65	43	175	228	107	580	138
44	Animal specialty	508	789	243	262	175	59	73	278	809	166	658	199
45	Stock-ranch	2,170	3,175						4,815	4,526		3,690	
46	Poultry		144	31	38	43	14	21	47	108	50	99	77
47	Self-sufficing	163	180	49	34	70	20	23	55	86	47	189	49
48	Abnormal	367	230	41	30	65	19	19	60	125	38	296	56
	Crop land harvested, 1929												
49	**All types**	89,932	143,058	16,981	13,199	4,160	35,402	7,739	61,814	93,705	59,372	418,572	5,630
50	General	364	1,842	3,730	2,192	771	1,810	989	13,043	4,328	10,387	4,800	1,074
51	Cash-grain	84,958	127,926	222	2,770				13,899	64,141	3,796	398,281	
52	Crop-specialty		1,412	322	427	39	676	53	15,779	2,310	1,479	475	
53	Fruit	484	3,109	159	606		2,347	452	621	2,427	805	623	156
54	Truck	51	126	48	28		4,159	142	40	379	116		
55	Dairy	234	818	8,244	3,207	1,974	17,779	1,992	8,122	4,679	23,875	4,053	2,028
56	Animal-specialty	672	846	1,167	198	172	270	50	3,043	7,802	2,509	1,480	433
57	Stock-ranch	2,307	5,425						5,648	4,633		4,062	
58	Poultry		142	1,011	3,248	416	3,008	2,525	210	215	8,399	242	568
59	Self-sufficing	87	18	596	161	270	838	400	115	666	1,899	499	413
60	Abnormal	28	340	1,029	326	244	2,569	924	434	1,443	4,522	767	638
61	Institution or country estate						402				194		
62	Part-time	28	328	977	315	211	2,083	876	434	1,214	3,910	367	501
63	Boarding and lodging		12			33	15				11		
64	Forest-product			30	11		36	36		229	279	90	137
65	Horse farm, feed lot, or livestock dealer			22			33	12			128	310	
66	Unclassified	747	1,054	453	36	274	1,346	212	860	682	1,586	3,290	320
	Plowable pasture, 1929												
67	**All types**	6,568	27,609	11,368	3,767	3,729	21,866	3,671	14,837	21,960	13,090	28,463	1,526
68	General	221	364	1,952	624	691	1,197	461	1,732	1,931	1,679	1,129	241
69	Cash grain	1,967	8,335		503				3,031	4,364	1,241	16,930	
70	Crop-specialty		292	58	46	33	148		1,629	227	134		
71	Fruit	16	2,719	35	141		538	45	75	222	29	99	38
72	Truck	10	315	1	5		463	6	9	75	13		
73	Dairy	3	4,032	6,076	1,166	2,020	13,958	1,064	3,097	2,722	5,513	1,144	478
74	Animal-specialty	17	1,060	1,271	589	111	121	4	1,367	1,825	484	1,254	50
75	Stock ranch	2,235	6,667						2,434	8,569		7,195	
76	Poultry		68	571	517	341	1,857	1,165	48	113	845	149	100
77	Self-sufficing		13	285	101	185	504	198	47	532	499	167	92
78	Abnormal	5	2,858	809	51	236	1,664	537	177	1,309	1,707	180	278
79	Unclassified	2,094	886	300	24	112	1,416	191	1,191	71	946	216	249
	Other pasture (excl woodland), 1929												
80	**All types**	161,387	378,542	12,659	3,767	2,957	15,538	2,593	182,516	337,010	27,388	431,950	4,265
81	General	1,439	16,019	2,626	326	110	630	295	6,704	12,004	3,385	19,776	472
82	Cash-grain	104,947	79,122	17	71				8,275	124,582	759	242,481	
83	Crop-specialty		3,928	171	42		47	4	7,396	3,017	292	3,278	
84	Fruit	2,304	4,699	47	52		150	20	1,726	1,542	846	1,946	22
85	Truck	1,430	345		7		146		62	454			
86	Dairy	480	8,116	5,323	1,638	763	10,191	648	10,536	6,765	10,075	30,393	784
87	Animal-specialty	1,155	2,062	2,078	234	257	245	206	3,115	34,870	1,352	5,692	989
88	Stock-ranch	44,130	244,373						142,682	143,806		106,810	
89	Poultry		1,203	659	522	257	1,518	897	232	306	4,889	555	1,063
90	Self-sufficing	1,153	1,555	538	148	154	239	107	246	1,165	914	4,772	101
91	Abnormal	18	9,264	912	567	293	1,826	258	237	6,058	4,123	3,864	640
92	Unclassified	4,331	7,856	268	160	1,123	546	158	1,305	2,441	753	12,383	194

1930 AND 1929, BY TYPE OF FARM—Continued

bottom of p 8]

Okanogan	Pacific	Pend Oreille	Pierce	San Juan	Skagit	Skamania	Snohomish	Spokane	Stevens	Thurston	Wahkiakum	Walla Walla	Whatcom	Whitman	Yakima	
Number	Number	Number	Number	Number	Number	Number	Number	Number	Number	Number	Number	Number	Number	Number	Number	
2,396	570	613	4,696	479	2,731	278	4,262	4,268	2,633	2,083	388	1,498	4,382	2,631	6,806	1
293	57	143	284	128	239	38	335	561	635	227	26	134	320	139	569	2
133	2	8	----	7	92	----	11	946	133	13	----	494	22	1,986	335	3
129	----	62	37	5	116	10	53	277	171	26	14	127	100	64	1,540	4
616	40	----	853	27	77	59	169	273	54	227	----	102	87	27	2,799	5
15	4	----	98	12	18	----	28	135	7	10	----	176	27	14	162	6
276	173	67	662	92	1,133	31	1,280	531	527	433	229	142	1,547	81	482	7
155	12	26	20	17	10	5	24	59	162	31	----	20	32	45	125	8
115	10	----	----	12	----	----	----	21	8	6	----	18	1	28	71	9
85	79	12	1,166	59	351	15	1,023	332	52	257	14	37	1,161	27	112	10
148	41	67	343	44	125	43	274	285	250	130	23	44	130	47	76	11
249	131	184	924	51	441	54	898	569	416	527	65	147	685	122	359	12
1	----	----	6	----	1	----	5	6	1	2	----	4	1	2	2	13
216	122	116	870	38	419	48	832	507	311	496	61	141	660	103	327	14
2	2	----	11	6	2	----	18	4	4	11	----	1	6	----	7	15
23	6	67	23	6	11	6	37	38	96	15	4	1	17	----	5	16
7	----	1	14	1	9	----	4	14	4	3	----	----	4	17	18	17
162	21	45	309	18	119	23	189	279	218	195	17	57	161	51	176	18
Acres	Acres	Acres	Acres	Acres	Acres	Acres	Acres	Acres	Acres	Acres	Acres	Acres	Acres	Acres	Acres	
691,658	56,480	114,631	139,678	63,795	139,998	95,073	160,310	763,772	487,414	143,378	31,713	708,609	183,447	1,303,748	598,366	19
83,601	4,522	28,895	12,136	22,151	14,738	3,675	11,783	82,497	127,359	17,814	1,449	13,496	15,804	18,848	38,665	20
69,523	----	1,971	----	1,168	14,417	----	2,802	352,820	35,837	2,855	----	543,247	1,849	1,115,235	70,351	21
30,253	----	15,525	1,883	610	6,881	722	3,738	49,350	26,125	5,430	486	16,390	5,464	16,052	183,517	22
38,665	1,309	----	10,131	2,743	1,649	4,383	3,890	8,788	8,716	6,022	----	3,535	2,787	7,146	77,828	23
1,738	57	----	1,839	3,008	670	----	2,189	5,917	927	183	----	2,281	590	1,469	5,832	24
95,350	24,260	18,784	50,896	11,101	69,415	3,393	88,215	129,527	91,494	55,145	24,433	12,822	95,210	7,869	40,894	25
73,155	2,568	8,350	2,786	2,718	1,707	523	1,166	16,824	45,075	7,725	----	1,817	2,106	8,095	25,503	26
201,792	7,404	----	----	6,321	----	----	----	24,431	6,303	4,095	----	92,354	----	104,936	177,514	27
9,283	6,000	1,487	23,608	5,480	8,610	887	16,324	12,967	7,709	9,577	1,022	1,059	31,496	1,389	2,648	28
23,444	2,247	6,767	9,121	2,721	3,374	1,942	6,835	12,672	30,979	5,843	1,051	1,624	3,927	1,216	2,066	29
29,038	4,239	32,757	19,622	4,862	11,075	3,984	19,322	34,547	53,389	18,017	2,173	2,684	16,609	10,960	10,347	30
----	----	----	1,679	----	----	----	877	5,703	----	----	----	594	----	----	----	31
21,202	3,470	13,650	14,431	2,324	9,750	3,138	15,995	19,953	27,862	12,934	1,790	2,090	14,670	2,168	6,202	32
----	----	----	717	222	----	----	304	190	413	506	----	----	350	----	468	33
7,225	769	19,107	1,940	2,316	929	846	1,971	8,197	23,916	2,022	882	----	1,407	----	2,720	34
631	----	----	855	----	396	----	172	504	1,193	2,555	----	----	182	3,792	957	35
35,696	3,734	5,095	7,656	922	7,492	5,565	4,046	26,432	33,501	10,693	1,100	11,600	7,602	10,538	13,201	36
297	99	187	30	135	51	90	38	179	178	69	82	469	43	496	88	37
285	79	202	43	173	62	97	35	147	201	78	56	101	49	136	68	38
523	----	246	----	165	157	----	255	373	269	220	----	1,100	66	562	210	39
235	----	250	51	122	59	72	71	178	163	209	35	129	55	251	87	40
63	38	----	12	102	21	74	23	32	161	27	----	35	32	265	28	41
116	14	----	19	251	32	----	78	44	132	16	----	13	22	105	36	42
345	140	206	77	121	61	109	69	244	174	127	107	90	62	97	55	43
472	214	334	139	160	171	104	49	265	278	249	----	91	66	180	204	44
1,755	740	----	----	527	----	----	----	1,163	788	683	----	5,131	----	3,748	2,500	45
265	77	134	20	93	25	59	15	39	148	37	73	29	27	51	24	46
158	55	101	27	62	27	45	25	69	124	45	46	37	30	26	27	47
118	33	179	21	97	25	74	22	61	129	34	33	19	24	91	29	48
90,363	7,500	20,039	29,844	9,655	55,859	4,013	38,253	255,510	88,543	25,238	4,418	248,191	59,808	583,864	291,683	49
12,116	662	5,286	2,309	2,920	5,962	760	2,536	22,594	25,831	3,362	235	3,323	5,067	5,938	17,924	50
18,218	----	747	----	368	9,026	----	1,543	157,110	11,959	1,169	----	222,994	793	551,534	27,887	51
5,201	----	5,662	746	161	3,758	265	1,062	25,991	7,447	895	190	9,315	2,224	10,740	82,242	52
11,072	370	----	5,000	441	788	1,158	1,461	5,128	1,824	2,228	----	2,155	925	1,201	57,821	53
256	22	----	1,194	902	246	----	817	2,326	124	56	----	1,829	277	187	4,131	54
10,273	4,282	2,535	10,006	3,062	26,817	653	22,549	22,649	20,053	9,932	3,370	3,401	34,100	3,159	13,857	55
10,407	336	1,482	336	337	174	109	168	5,885	9,605	811	----	590	740	3,629	6,494	56
6,994	249	----	----	181	----	----	----	1,607	376	294	----	1,451	----	2,261	3,967	57
681	774	336	4,726	719	2,663	92	3,485	3,549	1,211	2,132	123	167	10,796	378	1,203	58
1,782	188	657	1,153	215	606	340	902	2,863	3,401	522	132	287	504	404	464	59
2,355	534	3,120	2,964	412	1,893	365	8,253	6,567	5,691	2,474	278	993	3,274	1,439	2,692	60
----	----	----	373	----	----	----	368	2,040	----	----	----	386	----	----	----	61
1,873	480	1,429	2,289	304	1,684	328	2,675	3,779	3,451	2,095	261	629	3,070	588	2,044	62
----	----	----	56	37	----	----	27	29	82	69	----	----	23	----	49	63
321	44	1,691	105	71	38	37	153	568	1,796	194	17	----	152	----	8	64
161	----	----	141	----	171	----	32	231	382	115	----	----	29	901	591	65
1,008	193	212	1,410	33	2,719	271	480	1,441	2,271	1,353	84	1,679	1,108	1,964	3,021	66
26,069	6,714	8,078	16,353	3,363	19,407	711	18,373	30,371	25,165	19,706	4,576	18,316	18,917	41,355	30,197	67
3,934	347	1,358	1,069	2,340	1,849	160	1,143	2,930	5,721	1,497	185	699	1,481	1,379	2,123	68
2,711	----	35	----	89	1,360	----	30	8,038	1,881	167	----	9,612	106	28,579	3,987	69
621	----	848	239	133	650	----	311	1,398	1,317	1,790	36	1,521	531	588	3,941	70
604	91	----	716	282	230	47	346	378	283	576	----	106	140	2,302	1,820	71
1	20	----	73	743	43	----	46	276	37	18	----	44	111	136	207	72
4,993	3,291	1,772	8,539	1,321	11,450	252	12,477	8,762	4,518	4,411	3,742	1,338	10,156	717	4,064	73
4,246	947	50	383	968	719	18	46	1,616	2,745	302	----	218	223	725	936	74
3,925	815	----	----	1,527	----	----	----	172	1,933	263	----	61	----	4,611	1,630	75
296	394	233	2,069	427	1,068	17	1,374	200	261	642	138	57	2,925	375	72	76
1,562	110	815	575	264	313	59	469	983	1,976	321	41	44	417	36	150	77
1,533	932	2,719	1,516	350	1,066	88	1,584	4,700	1,565	1,090	308	148	964	1,338	791	78
1,666	267	228	854	30	659	70	557	1,115	4,073	1,631	138	1,118	1,840	580	476	79
403,791	6,700	6,896	10,789	14,737	6,481	1,636	13,417	88,531	60,912	25,011	3,039	171,452	18,094	322,456	260,213	80
39,127	684	964	1,141	6,031	398	56	1,175	8,490	17,647	2,713	94	6,010	1,324	5,852	11,066	81
26,038	----	216	----	196	265	----	19	27,437	3,376	13	----	59,623	143	110,606	17,176	82
18,545	----	318	237	111	315	16	144	3,638	1,598	815	37	3,347	316	2,292	21,646	83
16,136	38	----	375	103	30	10	211	81	1,040	302	----	454	88	2,908	4,702	84
1,350	11	----	7	406	9	----	5	88	----	13	----	96	11	839	374	85
51,712	2,843	564	5,439	2,085	3,499	----	8,071	19,141	14,991	5,261	2,319	4,971	10,708	2,012	15,809	86
38,168	838	1,565	82	375	55	105	114	3,377	6,760	3,557	----	607	434	2,183	13,515	87
165,738	430	----	----	1,497	----	----	----	12,906	639	1,788	----	87,762	----	90,342	167,336	88
6,693	836	----	1,750	1,221	607	16	919	1,258	1,488	704	136	506	2,705	302	620	89
9,708	225	547	455	580	256	62	883	1,190	3,192	1,102	168	659	324	294	772	90
11,083	477	1,981	783	1,937	836	1	1,139	1,499	5,505	3,499	231	800	1,619	2,950	2,295	91
19,430	539	143	536	196	401	1,369	738	3,536	4,476	1,946	56	6,616	427	1,878	3,702	92

COUNTY TABLE II.—VALUE OF SPECIFIED FARM

[See NOTE,

	ITEM AND TYPE OF FARM (See definitions in Introduction)	THE STATE	Adams	Asotin	Benton	Chelan	Clallam	Clark	Columbia
	Land and buildings	*Dollars*	*Dollars*	*Dollars*	*Dollars*	*Dollars*	*Dollars*	*Dollars*	*Dollars*
1	All types	773, 669, 602	22, 982, 466	7, 893, 664	10, 545, 670	36, 115, 713	6, 360, 435	27, 318, 861	17, 948, 154
2	General	52, 858, 551	166, 424	363, 467	1, 172, 600	477, 550	784, 540	3, 485, 860	591, 005
3	Cash-grain	254, 596, 219	21, 270 834	4, 000, 210	1, 095, 900	32 000	21, 000	241, 400	15, 307 630
4	Crop-specialty	40, 608, 235	50, 370	66, 253	2, 045, 245	422, 950	387, 000	1, 524, 820	102, 000
5	Fruit	134, 273, 654	----------	1, 457, 615	3, 315, 600	33, 249 151	92, 000	7, 029, 251	583, 350
6	Truck	10, 673, 920	----------	47, 200	267, 900	22, 400	----------	234, 450	----------
7	Dairy	124, 960, 921	112, 905	201, 610	885, 675	372, 800	3, 875, 600	7, 267, 796	107 300
8	Animal-specialty	12, 704, 085	----------	79, 022	219, 960	76, 100	91, 800	333, 460	160, 600
9	Stock ranch	14, 797, 940	948, 405	848, 718	348, 615	81, 400	----------	----------	648 657
10	Poultry	49, 860, 048	36, 500	93, 200	383, 610	173, 400	349, 275	2, 951, 004	----------
11	Self sufficing	13, 554, 239	51 505	60, 230	49, 430	190, 430	148, 350	811, 550	85 822
12	Abnormal	41, 352, 115	34, 245	346, 224	396, 625	748, 232	383, 200	2, 334, 795	104, 850
13	Institution or country estate	2, 052, 050	----------	----------	----------	----------	----------	----------	----------
14	Part-time	34, 379, 024	34, 245	299, 655	385, 725	595, 000	284, 600	2, 096, 445	104, 850
15	Boarding and lodging	1, 001, 170	----------	----------	----------	107, 500	23 900	22, 000	----------
16	Forest-product	2, 582, 176	----------	34, 069	----------	45, 732	74, 700	153 350	----------
17	Horse farm, feed lot, or livestock dealer	1, 337, 695	----------	12, 500	10, 900	----------	----------	63, 000	----------
18	Unclassified	23 602, 675	311, 278	129, 315	364, 510	269 200	227 510	1, 106, 475	256, 940
	Land and buildings, per farm								
19	All types	10, 911	28, 096	12, 369	6, 322	18, 263	8, 725	7, 799	32, 993
20	General	7, 395	8, 759	5, 958	5, 429	6, 634	7, 693	7, 657	10, 469
21	Cash grain	30, 189	30 827	26, 145	14, 420	4, 571	7, 000	8, 324	49, 700
22	Crop-specialty	10, 832	12, 593	5, 068	6, 840	11, 130	9, 214	9, 298	11, 333
23	Fruit	13, 611	----------	9, 110	7, 255	18 637	10, 222	11, 411	23, 344
24	Truck	8, 249	----------	6, 743	4, 321	3 733	----------	7, 815	----------
25	Dairy	9, 823	6, 273	6 109	4, 762	7, 456	11, 639	9, 200	5, 961
26	Animal-specialty	10, 229	----------	8, 847	9, 998	6 918	7, 650	10, 421	22, 943
27	Stock ranch	21, 603	59, 275	22 576	19 368	16, 280	----------	----------	32, 433
28	Poultry	5, 776	4 563	5 178	4, 918	8, 257	6, 237	6, 200	----------
29	Self sufficing	3, 733	5, 723	2, 868	2, 247	3, 734	3, 450	4, 249	2, 861
30	Abnormal	4 234	1, 631	4, 222	2, 813	5, 712	3, 757	4, 439	3, 084
	Land and buildings, per acre								
31	All types	57	23	28	33	228	110	140	53
32	General	58	17	54	96	32	83	124	40
33	Cash-grain	40	26	25	10	12	147	122	62
34	Crop-specialty	91	25	50	110	46	119	143	25
35	Fruit	362	----------	286	286	459	92	267	319
36	Truck	254	----------	178	212	60	----------	210	----------
37	Dairy	89	16	42	53	26	127	96	48
38	Animal-specialty	32	----------	29	13	19	51	92	35
39	Stock-ranch	7	6	9	3	4	----------	----------	13
40	Poultry	186	204	530	169	101	139	195	----------
41	Self sufficing	63	23	59	272	39	57	130	35
42	Abnormal	90	19	71	91	66	83	155	72
	Farm buildings (including dwellings)								
43	All types	165, 289, 226	2, 940, 363	1, 866 529	2, 713, 135	7, 440, 947	1, 622, 845	7, 679, 252	1, 624, 180
44	General	14, 310, 910	33 799	100 830	346, 385	137, 375	207, 895	962, 345	133 950
45	Cash-grain	26, 773, 025	2, 636, 739	457, 975	115, 350	8, 800	6, 500	54, 400	1, 165, 210
46	Crop-specialty	7, 516, 721	11, 150	19 900	432, 670	107 750	83, 100	321, 550	17 100
47	Fruit	28, 817, 303	----------	420, 655	886, 360	6, 638 392	18, 425	1, 915 995	113 245
48	Truck	2, 268, 395	----------	14, 687	108, 530	5, 050	----------	47 550	----------
49	Dairy	32, 265 537	35, 050	70, 150	275, 695	129, 350	921, 550	1, 792, 915	35, 950
50	Animal specialty	2, 795, 652	----------	23, 052	56, 450	17, 850	20, 950	83, 330	44 800
51	Stock ranch	1, 860, 509	91, 500	62, 985	47, 400	11 150	----------	----------	83, 775
52	Poultry	22, 166, 745	26, 200	40, 600	155 820	42 050	122 675	1, 152, 182	----------
53	Self-sufficing	4 591, 026	24, 000	30 200	22, 700	58 680	59 000	263, 390	30, 850
54	Abnormal	15 401, 756	15, 975	114, 295	161, 800	218, 700	115, 150	769, 875	37, 650
55	Institution or country estate	638 417	----------	----------	----------	----------	----------	----------	----------
56	Part-time	13, 506, 981	15, 975	111, 370	159, 775	169, 850	89 350	714, 165	37, 650
57	Boarding and lodging	388, 200	----------	----------	----------	40 550	11 600	10, 100	----------
58	Forest-product	542, 020	----------	1, 325	----------	8, 300	14, 200	34, 610	----------
59	Horse farm, feed lot, or livestock dealer	267 138	----------	1, 600	2, 025	----------	----------	11, 000	----------
60	Unclassified	6 541, 047	65, 950	31 190	103, 975	65, 800	67, 600	315, 730	23, 650
	Farmers' dwellings								
61	All types	93, 476, 369	1, 477, 380	800, 635	1, 868, 985	4, 657, 079	992, 000	4, 303, 085	836, 175
62	General	8, 473 413	21, 850	73, 160	253, 475	78, 615	115, 465	545, 340	81, 450
63	Cash grain	13 066, 504	1, 319 525	193 745	68, 850	6 450	5 000	25 890	541, 775
64	Crop-specialty	4 375, 675	6, 025	14 850	295, 205	65 075	49, 900	168 775	12 150
65	Fruit	18 214, 202	----------	275, 405	637, 620	4, 165 944	11, 700	1, 011, 865	44, 560
66	Truck	1, 392, 409	----------	7, 550	69, 125	3 600	----------	31, 932	----------
67	Dairy	16, 749, 216	19, 800	41 650	185 570	67, 700	465 125	910, 055	21 775
68	Animal-specialty	1, 471, 115	----------	6, 775	33 350	11, 840	13, 800	38 550	32, 200
69	Stock ranch	821 221	34 900	25 325	16, 950	2 400	----------	----------	38, 050
70	Poultry	11, 894, 743	14, 200	25, 450	90 600	27, 475	67, 850	645 610	----------
71	Self-sufficing	3 142 807	13 550	22 975	20, 025	43, 955	38 530	182, 435	23, 965
72	Abnormal	10, 513 190	12, 800	88, 390	126, 385	146, 400	74, 215	548, 330	26, 175
73	Institution or country estate	212, 245	----------	----------	----------	----------	----------	----------	----------
74	Part-time	9, 599 580	12, 800	87, 020	124, 935	128 500	57 300	518 695	26, 175
75	Boarding and lodging	420 050	----------	----------	----------	13 650	8, 850	1 700	----------
76	Forest product	321 405	----------	670	----------	4, 250	8, 065	20 135	----------
77	Horse farm, feed lot, or livestock dealer	159 910	----------	700	1, 450	----------	----------	7 800	----------
78	Unclassified	3, 301, 867	34, 730	25, 360	70, 740	37, 625	50, 315	174, 300	14, 075
	Implements and machinery								
79	All types	50, 511, 853	2, 199, 257	512, 260	958, 792	2, 534, 447	341, 541	1, 466, 956	951 808
80	General	3, 239 027	10, 605	18 884	80 310	32, 385	42, 855	197 147	30 440
81	Cash grain	18 899 190	2, 087, 192	302 759	183, 037	4, 150	1, 400	11, 585	830, 905
82	Crop-specialty	2, 743 477	2, 750	3 730	180 347	32, 840	14 890	98, 240	4, 750
83	Fruit	8, 732, 899	----------	80, 325	262, 460	2, 325, 375	4, 260	331 189	29 950
84	Truck	751, 951	----------	1, 605	20, 215	1 300	----------	26, 133	----------
85	Dairy	7, 316, 678	10, 525	15, 850	76, 520	36 695	222 487	410, 443	5, 450
86	Animal-specialty	930 775	----------	8, 111	16, 785	7, 270	6, 290	26, 025	9 950
87	Stock ranch	756 773	50 600	48, 578	25 650	1 150	----------	----------	26, 820
88	Poultry	3 071 953	4 460	4 475	30, 305	10 495	15 230	173, 228	----------
89	Self-sufficing	586, 088	3 885	5, 602	2, 775	10, 530	5, 948	34 858	3, 570
90	Abnormal	2, 366, 703	4 615	18, 486	36, 198	63 797	21 897	127 175	5, 430
91	Unclassified	1, 116 339	24, 685	3 980	24, 190	8, 460	6, 275	50, 933	4, 542

PROPERTY, 1930, BY TYPE OF FARM

bottom of p 8]

Cowlitz	Douglas	Ferry	Franklin	Garfield	Grant	Grays Harbor	Island	Jefferson	King	Kitsap	Kittitas	
Dollars	*Dollars*	*Dollars*	*Dollars*	*Dollars*	*Dollars*	*Dollars*	*Dollars*	*Dollars*	*Dollars*	*Dollars*	*Dollars*	
8,488,079	18,647 690	1,989,132	6,827 213	15,956 487	10,482,412	9,109,478	5,153,585	2,011 344	40,410 292	7,385,112	14,377,961	1
897,688	301,820	550,620	211,758	98,225	255,720	1,552,905	660,910	344,000	2,104,150	777 750	2,383,842	2
-	7,397 537	79 040	5,107,294	13,733,447	6,304,055	44 000	655,950	-	-	-	2,318,380	3
264,400	76 330	128,800	146,530	-	217,920	131,000	122,400	14,000	397 900	16,000	3,553,390	4
257,850	9,706,968	-	78,400	135,850	2,073,546	164,600	361 000	-	2,340,100	422,830	445,169	5
18,100	97,250	-	183 600	21,100	33,655	46,400	13,775	-	3,430,587	84,100	16,800	6
3,800,390	173,880	272,400	179,616	76,060	150,398	4,014,093	1,242,165	840,684	14,679 653	1 223,600	1,992,345	7
184,500	98,310	261,280	-	126,040	98,400	558,360	140,875	77,600	197,950	15,000	678,700	8
48,000	166,280	198,245	656,990	793,615	853,978	-	-	-	-	-	1,791,235	9
1,151 800	94,945	36,600	-	-	47,300	804,320	1,531,835	238,230	7,686,432	2,872,517	103,525	10
414 230	29,415	210,100	-	47,150	16,255	434 175	118,150	158,300	1,266,500	436,145	38,050	11
792,771	306,295	148,570	51,530	32,800	118,505	960,870	258,325	190,030	4,292,770	1,065,370	190,275	12
-	-	-	-	-	-	-	-	-	407,850	-	-	13
751,921	169,355	103,470	51,530	32,800	105 005	931,470	240,525	129,310	3,593,420	989,370	190,275	14
-	-	-	-	-	13,500	-	-	60,720	45,200	-	-	15
40,850	-	41,800	-	-	-	39,100	17,800	-	87 000	62,500	-	16
-	36,940	3,300	-	-	-	10,300	-	-	159,300	13 500	-	17
658,350	298,600	96,477	211,495	194,200	245,680	372,250	48,200	148,500	3,514,250	471,800	371,250	18
7 400	15 380	3,435	19,298	38,898	13,319	7,909	5,876	7,395	8,679	4,743	16,191	19
5,829	4,573	4,370	7,843	8,185	5,947	7,843	6,480	7,818	8,252	5,636	16,111	20
-	15,190	4,391	30,683	45,931	17,677	6,800	15,618	-	-	-	16,764	21
11,496	5,451	2,995	9,158	-	7,264	9,357	7,650	4,667	8,290	5,333	24,506	22
4,227	22,315	-	5,600	10,450	24,111	4,449	3,760	-	8,503	5,220	17 807	23
2,586	13,893	-	5,400	7,033	4,207	4,640	4,592	-	9,556	4,672	5,600	24
13 105	5,609	4 394	9,453	7,606	5,013	12,784	7,668	10,642	13,694	6,275	9,815	25
8,796	4,916	3,733	-	18,006	12,300	21,475	10,837	5,543	8,607	3,750	19,391	26
12,000	12,791	6,836	28,565	33,067	10,106	-	-	-	-	-	42,648	27
7,628	4 997	2,815	-	-	3,153	5,628	4,802	4,495	6,432	4,732	6,902	28
3,423	2,674	2,235	-	4,286	2,028	4,096	3,475	4,656	5,321	4,076	2,718	29
3,653	4,798	1,812	2,577	8,200	1,975	4,246	3,539	5,429	5,497	3,699	4,048	30
91	26	15	19	43	14	102	105	77	293	198	40	31
65	6	17	94	28	11	80	94	89	265	195	83	32
-	15	19	16	49	16	87	111	-	-	-	77	33
124	8	19	149	-	31	157	97	73	227	91	105	34
77	417	-	229	47	108	333	147	-	545	170	159	35
121	227	-	192	14	36	270	107	-	546	326	138	36
105	6	19	94	93	10	103	97	80	209	147	56	37
61	4	17	-	35	16	88	41	32	145	51	70	38
29	5	8	3	15	3	-	-	-	-	-	9	39
151	17	17	-	-	22	180	128	104	452	229	146	40
50	17	14	-	26	11	84	103	67	263	179	49	41
89	31	12	33	22	9	105	116	84	283	191	67	42
1,964,929	8,558,579	477,795	894 435	1,522,695	1,499,798	2,874,165	1,687,163	643,070	12,044,591	2,322,494	3,144,765	43
252,610	49,820	134,780	50,300	26,600	66,450	490,900	190,600	101,135	565,249	331,800	661 085	44
-	897 610	11 550	542,935	1,293,225	806,910	18,000	126,050	-	-	-	490,650	45
38 300	10,800	25,960	37,050	-	41,341	26,000	31,150	3,800	125,175	4,500	683,360	46
82,805	1,405,064	-	19,200	27,850	333,205	62,550	97,675	-	785,298	136,130	95,939	47
6,650	10 410	-	34,025	1 975	6,000	18,350	3,500	-	608,499	28,600	3,700	48
661 355	32,645	77,025	47,550	18,550	42,850	1,126,630	340,575	235,590	3,294,415	437 858	549,631	49
48,800	8,300	65,100	-	20,000	10,125	117,150	34,050	21,550	52,650	4,400	142,150	50
8,200	13,600	41 600	104,150	93,850	95,310	-	-	-	-	-	241,650	51
334,715	31 285	14,300	-	-	18,300	350,180	702,503	117 325	3,496,665	1,454,406	53,250	52
105 700	6,730	42,250	-	11,700	7 050	160,060	41,675	56,300	436,380	178,125	17 375	53
237,914	47,970	46,430	19,850	2,350	35,160	377,720	102,625	71,875	1,519,445	530,670	87,525	54
-	-	-	-	-	-	-	-	-	94,100	-	-	55
228,164	39,570	34,070	19,850	2,350	27 410	358,920	98,225	50,125	1,362,396	506,270	87,525	56
-	-	-	-	-	7,750	-	-	21 750	20,500	-	-	57
9,750	-	11,860	-	-	-	14,500	4,400	-	11,150	16,400	-	58
-	8,400	500	-	-	-	4,300	-	-	31 300	6,000	-	59
187,880	33,345	18,800	39,375	26,525	37,025	129,625	16,760	35,495	1,160,815	215,935	118,450	60
1,092 694	1,478,855	263 076	390 760	790,260	754,700	1,590,160	910,318	338,735	6,819,349	2,064,063	1,063,125	61
155,235	24,375	72,366	30,400	18,600	44,205	282,825	104,850	50,225	366,200	227,975	361 675	62
-	432 850	6,580	217 090	647,610	387 775	7,400	60,150	-	-	-	260,400	63
20,150	7 150	14,025	18,900	-	26,250	15,300	17,850	1,900	62,350	2,400	332,425	64
47 125	900,320	-	12,950	18,200	146,090	41 100	68,600	-	507,775	73,485	55,725	65
4 750	7,100	-	25,245	1,400	4,150	10,450	2,450	-	656,704	23,175	1,900	66
320 557	14 536	43,790	25,700	11,250	27 350	552,140	187,685	115,745	1,605,640	209,958	308,750	67
26,400	3,760	35,130	-	12,000	3,400	53,550	17,950	11,300	25,100	3,100	72,975	68
3,050	6,225	22,250	16,150	50,850	50,850	-	-	-	-	-	98,600	69
167 150	15,650	5,500	-	-	10,490	183,150	346,028	55,500	1,851,210	837 420	27,875	70
70,795	5,080	23,965	-	9,150	6,425	108,725	23,630	36,165	312,855	119,510	12,500	71
153,727	34,610	27,110	16,200	1,600	24,660	268,265	69,100	49,950	1,015,430	395,650	56,100	72
-	-	-	-	-	-	-	-	-	19,900	-	-	73
149,352	30,110	21,110	16,200	1,600	19,660	253,615	66,150	31 850	961,905	352,340	56,100	74
-	-	-	-	-	5,000	-	-	18,100	5,800	-	-	75
6,375	-	5,700	-	-	-	11 300	2,950	-	7 300	9,810	-	76
-	4,500	300	-	-	-	3,350	-	-	20,525	3,500	-	77
122,095	25,010	12,750	16,125	19,600	23,055	57,255	12,025	15,950	516,085	111,410	75,200	78
435,362	1,695,068	218,770	762,969	1,139,866	959,837	658,578	369,301	144,104	1,943,704	400,918	1,005,367	79
58,252	35,830	62,735	13,975	6,350	24,540	69,500	43,705	18,127	66,940	37,663	204,965	80
-	890,459	6,570	641,102	1,065,621	643,677	2,425	55,260	-	-	-	174,716	81
13,015	7 515	13,550	10,272	-	25,585	6,800	5,330	1,700	17 135	2,150	257 288	82
16,169	667 054	-	7 000	14,150	146,740	9,535	30,673	-	84,899	35,396	33,327	83
2,135	4,300	-	24,825	1,590	1 040	2,010	350	-	222,778	5,870	1,450	84
166,150	15,710	39,008	12,030	4,460	12,900	270,457	68,284	66,545	693,418	64,096	156,032	85
15,215	9,420	34,262	-	7 200	11 130	34,220	6,680	4,650	5,250	470	43,220	86
4,450	9,470	20,200	29,840	26,570	58,630	-	-	-	-	-	94,358	87
66,375	11 115	4,350	-	-	4,620	53,492	135,185	24,561	373,996	160,453	6,425	88
13,239	4,775	16,105	-	2,100	1 200	26,700	9,094	10,650	37 570	15,365	3,320	89
56,907	16,150	17 515	6,060	5,935	10,010	49 334	14,130	14,551	173,545	55,303	13,296	90
23,445	23,260	8,455	17,175	5,700	12,775	13,145	1,640	3,330	166,168	24,133	17,030	91

COUNTY TABLE II.—VALUE OF SPECIFIED FARM

[See NOTE,

	ITEM AND TYPE OF FARM (See definitions in Introduction)	Klickitat	Lewis	Lincoln	Mason	Okanogan	Pacific	Pend Oreille	Pierce
		Dollars	Dollars	Dollars	Dollars	Dollars	Dollars	Dollars	Dollars
	Land and buildings								
1	All types	12,657,139	21,565 209	37,014,414	3,162,290	17,723,438	4,039,265	2,954,840	32,990,454
2	General	820,140	3,039,900	664,047	557,800	1,325,579	309,300	884,235	1,978,410
3	Cash grain	6,054,000	899,700	33,278,586		1,037,360		81,500	
4	Crop-specialty	396,750	460,740	119,000		806,189		424,550	498,400
5	Fruit	1,103,500	314,725	248,000	139,000	8,272,748	387,250		7,468,730
6	Truck	288,350	73,100			105,695	16,300		994,250
7	Dairy	997,515	7,459,376	733,530	879,060	1,717,724	1,759,440	358,850	6,919,520
8	Animal-specialty	996,587	670,170	225,300	90,250	1,212,116	149,775	235,525	168,500
9	Stock-ranch	1,153,575		944,131		1,405,891	249,000		
10	Poultry	54,800	3,757,233	100,650	415,100	93,633	407 250	53,000	6,554,200
11	Self sufficing	197,900	875,990	130,990	318,805	375,488	143,000	151,730	1,336,960
12	Abnormal	421,046	3,005,410	118,480	471,550	837,280	417,200	651,500	4,626,973
13	Institution or country estate		318,980						347,025
14	Part-time	356,196	2,409,980	63,800	398,850	716,995	395,600	331,140	3,781,048
15	Boarding and lodging		23,350						251,700
16	Forest-product	64,850	189,800	10,380	72,700	85,910	21,600	320,360	109,700
17	Horse farm, feed lot, or livestock dealer		63,300	44,300		34,375			137,500
18	Unclassified	172,976	958,865	453,700	290,655	533,635	193,750	103,650	2,444,511
	Land and buildings, per farm								
19	All types	11,785	6,380	24,726	6,996	7,620	7,074	4,820	7,025
20	General	8,915	7,536	7,297	7,538	4,525	5,426	6,183	6,966
21	Cash grain	19,280	13,842	30,364		7,800		10,188	
22	Crop-specialty	7,630	13,164	17,000		6,250		6,848	13,470
23	Fruit	9,196	5,828	8,483	7,316	13,430	9,681		8,756
24	Truck	15,176	6,092			7,046	4,075		10,145
25	Dairy	9,236	8,574	9,404	10,222	6,224	10,170	5,505	10 452
26	Animal-specialty	13,113	11,170	11,265	9,025	7,820	12,481	9,433	8,425
27	Stock-ranch	25,073		26,975		12,225	24,900		
28	Poultry	3,653	5,070	5,592	6,695	2,675	5,155	4,417	5,621
29	Self sufficing	3,534	3,518	2,787	5,060	2,537	3,488	2,265	3,898
30	Abnormal	3,007	3,903	3,949	4,449	3,404	3,234	3 560	5,008
	Land and buildings, per acre								
31	All types	19	91	27	82	26	71	26	236
32	General	31	86	15	79	16	68	31	163
33	Cash grain	22	92	31		15		41	
34	Crop specialty	35	120	31		27		27	265
35	Fruit	103	109	51	163	214	296		737
36	Truck	227	353			61	286		541
37	Dairy	41	80	16	74	18	73	27	136
38	Animal-specialty	16	67	17	45	17	58	28	60
39	Stock ranch	6		7		7	34		
40	Poultry	34	121	56	87	10	67	36	278
41	Self-sufficing	41	75	15	103	16	64	22	147
42	Abnormal	24	103	13	79	29	98	20	236
	Farm buildings (including dwellings)								
43	All types	2,389 075	6,730,024	4,511,399	1,006,219	3,255,674	1,247,240	757,965	10,383,166
44	General	204,120	887,190	139,680	178,820	278,745	104,230	245,245	580,420
45	Cash grain	914,110	190,215	3,791,170		167,335		17 600	
46	Crop-specialty	96,240	90,310	9,750		130,280		83,625	107,150
47	Fruit	250,740	109,325	52,000	47,400	1,414,240	80,400		2,006,780
48	Truck	47,750	21,800			11,515	6,830		157,910
49	Dairy	267,900	1,994,831	169,200	239,619	415,996	507,155	116,350	1,647 405
50	Animal-specialty	173,200	134,075	45,270	28,400	214,160	28,500	45 250	43,200
51	Stock ranch	161,225		126,379		172,355	43,900		
52	Poultry	25,700	1,574,940	29,700	167,560	27,900	177,900	18,300	2,902,940
53	Self-sufficing	65,675	298,303	47,950	97,600	93,395	56,600	45,740	437,355
54	Abnormal	147,285	1,136,585	37,950	169,310	260,368	185,875	157,050	1,776,211
55	Institution or country estate		117,580						148,925
56	Part-time	127,035	954,855	23,550	152,860	232,098	176,825	108,950	1,500,441
57	Boarding and lodging		8,150						71,950
58	Forest-product	20,250	39,100	4,225	16,450	17,770	9,050	48,100	25,645
59	Horse farm, feed lot, or livestock dealer		16,900	10,175		10,500			29 250
60	Unclassified	35,130	292,160	62,350	79,510	69,385	55,850	28,805	723,785
	Farmers' dwellings								
61	All types	1,242,691	3,722,921	2,117 226	600,335	1,986 305	692 330	386,700	6 294 020
62	General	113,066	491,255	72,740	111,050	168,245	65,075	128,420	372,230
63	Cash-grain	443,040	105,100	1,748,520		86,000		8,850	
64	Crop-specialty	47,720	52,425	5,500		84,995		35,330	58 400
65	Fruit	156,205	61,850	29,800	20,000	911,985	34,300		1,396 385
66	Truck	31,150	13,050			8,200	3,250		102,430
67	Dairy	134,250	1,048,938	84,700	123,250	234,500	252,025	63,235	817,975
68	Animal-specialty	87,000	63,175	24,700	13,800	120 730	14 050	18,925	22,125
69	Stock ranch	55,790		58,000		87,125	14,230		
70	Poultry	12,215	812,740	14,650	88,250	17,475	96 000	8,225	1,619 470
71	Self-sufficing	47,330	185,355	29,450	67,250	63,822	37,450	26,065	307,620
72	Abnormal	96,225	736,083	21,800	119,585	156,658	142,160	78,905	1,207 510
73	Institution or country estate		57,000						12,500
74	Part-time	85,325	638,583	14,525	108,635	139,623	137,650	58,400	1,122,235
75	Boarding and lodging		5,600						43,850
76	Forest-product	10,900	25,800	2 700	10,950	10,735	4,510	20,505	15,825
77	Horse farm, feed lot, or livestock dealer		9,100	4,575		6,300			13,100
78	Unclassified	18,700	152,950	27,350	48,150	46,570	33,800	18,745	389 875
	Implements and machinery								
79	All types	384,419	1,294,213	2,883 370	219,308	1,393,740	242 447	246 361	1,509 491
80	General	43,190	219 932	58,410	31,445	127 605	14,368	69 345	78 429
81	Cash grain	505,114	58,905	2,629 825		138,077		2,975	
82	Crop-specialty	21,755	20,006	6,250		47,980		38,980	13,360
83	Fruit	65,807	13,430	15,800	5,575	566,735	29 875		261 813
84	Truck	15,891	3,310			7,325	1 610		67,874
85	Dairy	56,334	440,113	49,910	75,346	160,182	110,020	34 399	383 307
86	Animal-specialty	60,685	42,485	13,640	11,650	117,920	10,000	16,855	10,100
87	Stock ranch	67,000		45,280		82,952	8 035		
88	Poultry	4,100	246,610	5,860	37,635	10,495	27,610	5,220	341 426
89	Self-sufficing	12,430	30,905	9,535	12,995	30,858	9 185	10,260	34 903
90	Abnormal	28,345	168,471	13,125	37,471	66,927	29,434	62,817	215 101
91	Unclassified	3,768	48,386	24,735	7,191	36,484	2,310	5,510	103,578

PROPERTY, 1930, BY TYPE OF FARM—Continued

bottom of p 8]

San Juan	Skagit	Skamania	Snohomish	Spokane	Stevens	Thurston	Wahkiakum	Walla Walla	Whatcom	Whitman	Yakima	
Dollars	*Dollars*	*Dollars*	*Dollars*	*Dollars*	*Dollars*	*Dollars*	*Dollars*	*Dollars*	*Dollars*	*Dollars*	*Dollars*	
3,471,375	24,964,199	1,863,136	31,735,500	45,500,787	15,388,540	12,488,989	3,258,545	43,283,946	29,337,182	80,822,715	80,355,056	1
1,053,425	2,405,146	278,800	2,289,070	4,418,968	3,952,960	1,638,940	163,100	1,418,671	2,105,952	1,261,965	4,363,509	2
68,500	2,593,685		418,810	21,062,878	1,515,200	211,950		32,678,964	277,375	73,606,685	3,147,349	3
43,300	1,657,360	56,950	612,060	3,879,987	1,092,255	379,550	123,050	1,791,675	826,775	1,255,165	16,517,181	4
190,600	501,000	701,860	1,323,000	2,211,575	696,000	1,165,829		1,516,984	581,900	460,050	44,779,623	5
254,000	114,000		566,213	848,150	36,950	55,200		1,375,658	186,300	145,700	1,096,737	6
746,400	12,213,258	201,700	14,603,838	4,969,565	3,530,245	3,686,870	2,470,945	1,740,445	13,848,800	733,380	3,931,430	7
165,000	91,200	40,000	158,250	594,600	1,483,165	280,800		261,100	269,155	760,180	1,453,555	8
196,500				327,120	69,000	139,000		527,380		1,017,820	1,379,385	9
296,800	2,082,375	49,236	5,762,073	1,573,650	227,400	1,445,725	75,100	225,700	7,366,630	188,150	626,350	10
150,050	429,855	162,800	1,235,500	1,023,095	773,370	482,000	92,150	244,784	488,655	160,500	212,830	11
253,200	1,505,460	228,800	4,047,661	2,936,495	1,264,860	2,081,775	278,050	840,845	2,524,800	541,175	1,623,273	12
			323,750	410,145				244,300				13
132,400	1,374,960	184,700	3,445,361	2,184,675	826,360	1,810,675	258,850	596,545	2,392,100	822,595	1,307,223	14
66,000			113,700	65,000	12,900	106,700			24,000		65,000	15
54,800	36,500	44,100	138,450	186,775	402,550	121,400	19,200		81,200		25,000	16
	94,000		26,400	89,900	23,050	43,000			27,500	218,580	226,050	17
53,600	1,370,860	143,490	719,025	1,654,704	747,135	921,330	56,150	661,740	860,840	741,945	1,223,834	18
7,355	9,175	6,708	7,446	10,661	5,844	5,999	6,398	38,894	6,851	30,719	11,807	19
8,230	10,063	7,324	6,833	7,877	6,225	7,220	6,273	10,587	6,581	9,079	7,669	20
9,786	28,192		38,074	22,265	11,392	16,304		66,152	9,906	37,063	9,395	21
8,660	14,288	5,695	11,548	14,007	6,387	14,598	8,769	14,108	8,268	19,612	10,725	22
7,059	6,506	11,896	7,828	8,101	12,889	5,136		14,872	6,689	17,039	15,998	23
21,167	6,333		20,222	6,283	5,279	5,520		7,816	6,900	10,407	6,770	24
8,113	10,780	6,506	11,409	9,359	6,699	8,515	10,790	12,257	8,952	9,054	8,156	25
9,706	9,120	8,000	6,594	10,078	9,155	9,058		13,055	8,411	16,893	11,628	26
16,375				15,577	8,625	23,167		29,299		36,351	19,428	27
5,031	5,933	3,282	5,638	4,740	4,373	5,625	5,364	6,100	6,345	5,117	5,592	28
3,410	3,439	3,786	4,509	3,590	3,093	3,708	4,007	5,568	3,759	3,415	2,800	29
5,064	3,437	4,237	4,517	5,161	3,048	3,965	4,278	5,799	3,675	4,510	4,547	30
54	178	74	198	60	33	87	103	69	160	69	134	31
48	163	76	194	54	31	92	113	105	133	67	113	32
59	180		149	60	42	74		60	150	66	45	33
71	241	79	164	79	42	70	253	109	151	78	124	34
69	304	160	340	252	80	194		429	209	64	575	35
84	200		259	143	40	339		603	316	99	188	36
67	176	59	166	38	39	67	101	136	145	93	96	37
61	53	77	136	35	33	36		144	128	94	57	38
31				13	11	34		6		10	8	39
54	242	56	353	121	29	151	73	213	234	99	237	40
55	127	84	181	52	25	83	88	151	124	132	103	41
52	136	57	209	85	24	116	128	318	152	49	157	42
1,170,990	6,976,483	594,486	10,904,594	10,237,180	3,890,990	3,597,155	940,775	4,901,366	10,151,279	8,415,115	15,971,373	43
350,100	617,934	80,450	740,665	1,149,913	1,021,705	513,275	55,600	848,100	692,355	317,590	960,865	44
26,600	430,400		34,500	2,743,225	332,765	47,800		2,819,511	46,375	6,812,080	834,435	45
17,550	338,700	10,000	118,700	656,500	236,590	53,250	29,700	275,200	212,900	181,900	2,847,430	46
63,700	164,550	170,060	341,922	784,500	129,380	351,225		374,631	169,400	93,700	9,174,562	47
33,500	35,150		122,625	292,800	11,050	17,800		801,035	57,510	59,200	194,394	48
268,370	3,336,560	61,800	3,758,782	1,419,170	944,875	955,275	639,200	395,075	3,907,180	236,750	846,710	49
41,350	26,550	11,650	53,300	160,850	340,765	86,900		68,100	67,650	177,850	267,915	50
39,250				59,500	15,900	18,100		46,725		97,050	184,955	51
133,550	948,302	19,661	2,772,519	805,970	80,480	498,871	34,450	101,245	3,379,711	68,250	286,340	52
60,650	168,215	67,800	419,180	366,928	228,920	132,775	37,150	92,575	182,965	65,750	73,335	53
109,000	607,222	77,175	1,592,531	1,193,085	420,090	704,965	128,050	361,887	1,114,798	193,720	515,620	54
			104,800	89,500				83,512				55
61,150	570,722	63,225	1,394,381	1,008,560	305,700	632,095	120,350	278,875	1,080,098	164,660	435,042	56
32,100			44,150	40,000	4,900	32,600			9,300		32,800	57
15,750	8,500	13,950	43,700	26,725	104,040	33,270	7,700		17,400		3,900	58
	28,000		5,500	28,300	5,450	7,000			8,000	29,060	43,878	59
26,600	302,900	25,890	249,870	594,739	128,400	216,919	16,625	917,282	320,435	111,275	264,812	60
678,095	3,834,898	305,465	5,708,678	5,881,939	2,125,167	2,229,375	525,935	3,590,384	5,442,520	4,255,510	10,069,727	61
200,900	358,975	41,500	423,990	678,899	558,007	319,700	32,475	230,600	390,850	190,825	616,335	62
16,200	207,350		15,775	1,485,960	155,725	12,100		971,179	26,900	3,393,750	208,965	63
10,275	175,815	5,950	75,150	384,485	127,210	33,200	18,300	185,375	102,250	86,050	1,756,475	64
37,400	101,450	89,450	220,922	547,200	57,400	242,650		240,735	99,350	43,750	5,889,906	65
18,500	21,350		37,475	178,765	5,000	12,700		221,815	32,190	17,650	139,853	66
143,350	1,790,065	36,075	1,948,355	660,225	513,080	535,835	338,410	229,215	1,987,690	123,600	489,065	67
24,900	13,700	6,050	82,575	85,050	172,415	53,600		38,500	29,400	85,150	164,090	68
24,400				34,200	7,350	10,700		16,600		33,625	113,605	69
80,900	506,425	10,900	1,427,045	467,850	47,875	291,650	21,350	66,625	1,706,030	37,950	169,850	70
45,000	109,895	45,550	269,735	246,030	148,940	94,925	24,750	70,390	126,845	47,575	54,975	71
57,750	414,125	50,350	1,065,046	831,330	257,840	506,255	80,350	243,900	769,910	143,020	376,251	72
			52,700	39,145				31,000				73
38,950	393,125	39,950	979,466	734,035	199,365	458,315	76,550	212,900	751,435	126,050	340,046	74
13,500			23,750	29,200	3,400	25,200			6,950		15,500	75
5,800	4,500	10,400	24,530	14,300	82,175	19,770	3,800		6,775		1,375	76
	16,500		4,600	14,650	2,900	3,000			4,750	16,980	21,330	77
18,450	135,475	19,640	146,610	281,245	74,326	116,030	10,800	75,950	171,105	52,555	106,337	78
221,630	1,484,068	129,930	1,743,369	2,657,339	1,056,549	576,232	169,301	3,614,391	1,730,335	5,247,486	5,709,155	79
62,115	139,281	18,550	94,478	342,852	286,027	73,005	15,160	68,367	139,230	93,037	289,043	80
5,100	190,695		39,175	1,284,067	107,865	15,092		2,030,781	10,965	4,731,946	238,549	81
4,000	67,024	2,700	18,890	225,950	49,860	9,000	3,025	122,460	40,183	106,690	1,242,427	82
11,710	25,190	54,540	78,280	123,175	63,320	39,985		85,320	24,932	32,640	3,146,387	83
21,175	5,408		88,549	49,660	3,100	3,180		71,196	9,885	7,635	78,563	84
54,940	675,283	14,885	756,122	318,368	232,908	225,971	117,710	86,493	853,632	69,385	265,020	85
9,700	3,300	6,800	9,645	39,840	104,415	14,235		14,325	11,872	63,785	121,405	86
5,480				13,875	3,200	2,400		20,375		36,875	71,955	87
18,600	164,709	4,190	362,871	90,933	17,156	75,751	8,650	20,340	469,957	20,555	58,469	88
5,015	15,377	7,475	44,748	39,008	52,510	14,068	3,945	9,040	12,635	14,600	8,050	89
19,435	93,607	18,365	219,334	156,357	113,967	75,931	14,221	45,140	122,512	36,214	122,802	90
1,410	95,192	5,535	31,280	73,747	22,922	27,604	1,570	40,655	34,532	34,124	66,465	91

County Table III.—VALUE OF FARM PRODUCTS SOLD, TRADED, OR USED BY

[Due to crop failure, new operations, etc , the farms reporting specific items will not always agree with those

	Class of product and type of farm (See definitions in Introduction)	The State		Adams		Asotin		Benton		Chelan	
		Farms reporting	Value	Farms reporting	Value	Farms reporting	Value	Farms reporting	Value	Farms reporting	Value
	All products (sold, traded, or used by operator's family)	*Number*	*Dollars*	*Number*	*Dollars*	*Number*	*Dollars*	*Number*	*Dollars*	*Number*	*Dollars*
1	All types	67,225	197,744,572	787	5,214,229	594	1,800,576	1,578	4,341,304	2,176	13,893,527
2	General	7,121	11,098,435	19	25,844	61	71,639	216	400 785	72	96,404
3	Cash-grain	8,439	45,549,269	690	4,716,207	153	873,510	76	318,661	7	9 840
4	Crop specialty	3,749	13,670,660	4	11,608	13	10,583	299	882,913	38	66,596
5	Fruit	9,865	46,298,714			160	376,301	457	1,573,972	1,784	13,331,170
6	Truck	1,294	4,170,953			7	9,931	62	82,118	6	4,642
7	Dairy	12,723	31,720,392	18	38,112	33	81,822	186	355,055	50	161,000
8	Animal-specialty	1,242	3,438,506			9	26,041	22	66,549	11	25,202
9	Stock ranch	685	6 775,516	16	395,476	36	242,251	18	350,869	5	61,869
10	Poultry	8 633	23,852,336	8	8,081	18	31,728	78	175,238	21	51 514
11	Self sufficing	3 631	1,255,159	9	3,353	21	6,387	22	6,447	51	20,827
12	Abnormal	9,843	6,914,632	23	14,558	83	65,383	142	127,797	131	70,473
	Crops (incl plants, flowers, etc), sold or traded										
13	All types	48,515	109 969 231	716	4,367,343	517	1,167,417	1,421	2,847,149	2,046	13,073,306
14	General	5,808	3,574,630	15	6,069	54	34 488	206	151,221	59	25,995
15	Cash-grain	8,331	41,880 444	681	4,245,433	151	698,301	73	285,878	6	4,872
16	Crop-specialty	3 747	11,503,689	4	9,105	13	7,362	296	758,521	38	47,332
17	Fruit	9 773	43,347,409			160	326,142	451	1,429,817	1,769	12,939,828
18	Truck	1,290	3,838,541			7	8,756	62	65,842	6	3,862
19	Dairy	7,246	2,545,372	4	610	23	4,990	130	81,849	25	6,952
20	Animal-specialty	716	491,037			7	2,195	11	7,524	2	649
21	Stock ranch	216	341,597	7	5,040	15	65,386	2	2,900	1	630
22	Poultry	4,560	1,194,940	2	156	15	4,584	58	30,890	12	11,131
23	Self-sufficing	1,718	130,507			10	856	14	1,119	28	2,833
24	Abnormal	5,110	1,122,065	3	930	62	14,357	115	31,587	100	29,222
	Livestock, sold or traded										
25	All types	34,824	18,280 849	473	400,416	301	298,343	777	583,181	268	168,324
26	General	5,398	1,822,246	16	5,283	37	10 607	168	103,584	56	16,192
27	Cash grain	5,500	2,465,010	409	86,814	119	90,427	35	13,753	2	1,060
28	Crop specialty	1,655	563,988	3	247	4	550	117	26,559	6	1,075
29	Fruit	1,967	457,572			42	5,733	142	21,629	113	67,165
30	Truck	208	33,876			1	130	22	2,089	2	200
31	Dairy	10,388	3,297,549	12	4,809	23	8,095	159	46,893	29	12,502
32	Animal-specialty	1,223	2,081,426			9	19,648	22	41,818	11	19,382
33	Stock-ranch	634	4,959,332	16	297,801	29	128,571	18	258,071	5	44,937
34	Poultry	3,617	633,620	3	162	8	960	42	6,750	4	363
35	Self-sufficing	1,077	68,548	6	425	4	150	5	163	13	1,217
36	Abnormal	3,097	1,897,682	8	4,875	25	28,482	47	61,873	22	2,231
	Livestock products, sold or traded										
37	All types	50 529	54,038,642	595	223,550	426	211,445	1,058	682,222	797	337,099
38	General	6,584	3,534,609	19	7,621	51	11,655	204	102,227	63	22,826
39	Cash grain	6,562	1,966,106	509	86,332	127	54,183	40	5,553	6	2,578
40	Crop-specialty	2,163	968,901	3	895	6	421	163	58,078	20	4,953
41	Fruit	4,159	1,122,605			102	14,864	227	64,303	533	105,542
42	Truck	335	98,325			3	293	33	7,476		
43	Dairy	12,722	22,662,578	18	28,173	33	61,038	186	195,466	50	128,433
44	Animal specialty	1,014	557,854			6	1,653	18	13 029	9	3,021
45	Stock ranch	538	1,312,899	14	88,658	25	38,629	16	89,048	4	15,737
46	Poultry	8,632	20,145,911	8	7,055	18	22,532	78	125,048	21	35,183
47	Self-sufficing	2,111	215,640	8	749	11	670	15	1,097	34	3,104
48	Abnormal	5,708	1,453,264	16	4,067	44	5,507	78	19,897	57	5,725
	Forest products sold										
49	All types	5,916	1,880,719			53	10,464	1	27	59	34,680
50	General	1,416	321 871			11	1,679			20	4,952
51	Cash grain	304	43,868			20	1,326			1	90
52	Crop-specialty	176	27,453			1	470			10	4 734
53	Fruit	229	33,985					1	27	30	7,501
54	Truck	24	2,429								
55	Dairy	1,457	215,072			2	38			7	1,394
56	Animal-specialty	168	24,736			2	242				
57	Stock ranch	64	13,865			8	395				
58	Poultry	509	70,205							1	160
59	Self-sufficing	343	23,628			4	44			6	275
60	Abnormal	1,227	803,677			5	6,270			14	15,574
	Farm products used by operator's family										
61	All types	62 437	13,875,131	735	222,920	562	117,907	1,338	228,726	1,657	292,125
62	General	7,063	1,845,079	19	6,871	61	13,210	216	43,753	72	20,439
63	Cash grain	7,754	2,193,901	643	197,628	144	34,273	62	12,477	7	1,230
64	Crop-specialty	3 144	606,729	4	1,451	11	1,780	230	39,755	36	8,502
65	Fruit	8,030	1,337,143			154	29,562	360	58,196	1,300	211,144
66	Truck	1,127	197,782			6	762	49	6,711	6	580
67	Dairy	12,587	2,999 871	18	4,520	33	7,661	184	31,747	50	11,719
68	Animal specialty	1,175	283,463			8	2,303	20	4,178	8	2,150
69	Stock ranch	530	147 823	12	3,977	32	9 270	5	850	2	565
70	Poultry	8,443	1,868,503	8	1 608	18	3,652	75	12,550	21	4,677
71	Self sufficing	3,631	816,836	9	2,179	21	4 667	22	4,069	51	13,398
72	Abnormal	8,953	1,637,944	22	4,686	74	10,767	115	14,440	104	17,721
	RECEIPTS FROM BOARDERS, LODGERS, ETC										
73	All types	1,908	537,450	6	1,200	27	5,020	28	4,995	53	23 509
74	General	343	64,487			6	588	6	2,173	12	1,326
75	Cash-grain	211	33 323	5	1,000	4	1,900	4	675		
76	Crop-specialty	52	10,572					2	190	1	500
77	Fruit	183	36,058			6	545	5	742	28	5,236
78	Truck	15	3,697					2	188		
79	Dairy	385	85,264			3	552	1	72	1	240
80	Animal-specialty	39	10,144								
81	Stock-ranch	12	1,981			1	30				
82	Poultry	202	48,540	1	200	2	530	1	375		
83	Self sufficing	92	15,937			1	70			2	147
84	Abnormal	368	227,747			4	805	3	510	9	15,060

OPERATOR'S FAMILY, AND RECEIPTS FROM BOARDERS, ETC ; 1929; BY TYPE OF FARM

reporting "All products," as the latter represent the total number of farms of each type in the county; also see NOTE, bottom of p 8]

CLALLAM		CLARK		COLUMBIA		COWLITZ		DOUGLAS		FERRY		FRANKLIN		GARFIELD		
Farms reporting	Value	Farms reporting	Value	Farms reporting	Value	Farms reporting	Value	Farms reporting	Value	Farms reporting	Value	Farms reporting	Value	Farms reporting	Value	
Number	*Dollars*	*Number*	*Dollars*	*Number*	*Dollars*	*Number*	*Dollars*	*Number*	*Dollars*	*Number*	*Dollars*	*Number*	*Dollars*	*Number*	*Dollars*	
707	1,554,052	3,312	5,928,160	512	3,180,588	1,054	1,671,152	1,147	5,395,046	541	630,296	321	2,244,449	387	2,918,553	1
102	142,909	455	649,533	57	86,537	154	151,070	66	90,530	126	153,295	27	61,729	12	13,196	2
3	1,555	29	23,446	308	2,564,378			487	1,506,739	18	14,380	167	1,437,663	299	2,465,931	3
42	54,607	164	274,075	9	10,293	23	53,405	14	20,266	43	30,228	16	42,458			4
9	13,215	616	1,520,933	25	267,672	61	80,020	435	3,568,180			14	42,464	13	73,508	5
		30	104,469			7	4,534	7	12,593			34	120,995	3	5,912	6
333	1,089,119	790	1,671,161	18	24,645	290	755,883	31	51,640	62	94,755	19	78,496	10	17 708	7
12	23,772	82	54,456	7	43,851	21	26,650	20	43,408	70	122,135			7	29,391	8
				20	154,573	4	7,431	13	31,572	29	120,335	23	450,861	24	161,722	9
56	129,348	476	1,167,904			151	439,832	19	37,937	13	18,054					10
43	17,337	191	61,017	30	11,673	121	38,031	11	3,918	94	27,021			11	3,291	11
107	82,100	529	401,166	88	16,766	222	114,296	44	28,263	86	50,093	21	9,783	8	147,894	12
398	153 543	2,589	2,054,232	459	3,587,635	682	223 528	1,052	4,827,789	275	81,681	264	1,561,783	342	2,187,925	13
79	26,393	415	203,755	48	31,224	118	31,146	47	17,915	86	25,703	23	32,153	10	3,137	14
3	1,120	29	17,635	306	2,279 526			476	1,251,855	18	10,852	149	1,333,055	296	2,065,216	15
42	37,456	164	204,409	9	6,819	23	42,610	14	15,042	43	18,302	16	33,293			16
9	10,147	615	1,183,026	25	242,895	61	51,091	435	3,495,598			14	39 621	13	67,494	17
		30	100,907			6	3,734	7	11,028			34	104,552	2	5,402	18
162	58,195	519	153,229	9	1,021	176	45,509	15	4,757	26	5,659	10	9,017	4	927	19
10	2,741	23	10,123	5	7,591	15	1,668	9	5,625	29	7,446			5	8,986	20
				13	12,940			5	2,566	7	1,206	4	6,690	7	33,272	21
22	7,322	328	109,931			103	30,004	8	9,624	3	221					22
23	1,897	117	8,844	16	1,329	58	3,034	6	658	29	1,914			3	116	23
48	8,272	349	62,363	28	3,990	122	14,732	30	13,121	34	10,378	14	3,382	2	3,375	24
404	159,993	1,507	570,451	356	275,498	487	146,063	403	157,001	339	235,455	188	389,775	315	502,316	25
66	18,363	306	71,892	45	14,905	95	18,142	58	27,699	109	36,490	23	9,214	10	1,567	26
		3	412	229	117,626			236	57,105	5	350	86	44,021	246	225,290	27
13	2,782	54	10,704	1	215	6	1,270	5	1,293	14	2,505	9	1,650			28
3	510	186	97,456	13	10,779	19	1,536	32	5,165			6	688	8	1,035	29
		1	15									15	3,718			30
249	112,718	572	165,249	15	3,061	192	74,130	24	8,207	50	17,280	18	8,359	9	2,665	31
11	14,127	81	27,845	7	34,008	21	14,307	20	26,643	70	80,633			7	16,382	32
				19	92,815	4	6,200	13	22,656	29	87,006	22	321,637	24	111,653	33
23	4,396	169	26,002			57	12,471	6	648	6	1,778					34
12	984	39	1,877	17	1,387	81	2,064			22	1,818			4	242	35
27	6,113	144	169,499	10	707	62	15,948	9	7,585	34	7,595	7	488	7	140,581	36
602	1,010 803	2,530	2,587,050	415	183,637	871	1,027,754	660	216,960	370	168,108	215	231,672	325	92,252	37
95	55,003	429	242,417	54	22,268	141	57,281	62	28,788	113	47,265	26	13,545	11	3,717	38
1	15	14	2,424	249	67,157			381	93,337	5	669	105	22,902	261	62,429	39
21	7,642	83	34,126	9	733	9	5,342	9	1,392	18	2,987	10	3,860			40
2	1,013	343	189,854	15	7,608	41	12,954	98	19,933			3	185	7	729	41
		5	406					3	265			13	4,760			42
338	520,068	790	1,155,668	18	16,437	290	556,513	31	33,206	62	55,003	19	55,269	10	11,742	43
10	4,252	96	9,605	6	480	13	5,423	18	8,310	53	18,331			5	2,048	44
				19	42,317	3	681	11	3,669	24	21 453	23	119,447	19	9,001	45
56	101 598	476	930,391			151	356,174	19	24,060	13	12,920					46
25	2,518	101	9,976	21	1 315	83	7,602	8	634	41	4,322			7	523	47
59	17,794	263	42,183	24	5,322	140	25,784	20	2,666	41	5,158	16	1,704	5	2,063	48
130	68 083	314	86,817	67	9,149	146	33,581	10	974	88	32,352	2	800	13	3,898	49
34	13,984	67	17,789	14	1 301	46	6,891	1	5	31	10,515			1	300	50
				35	4,850			3	501	1	80			10	3,091	51
3	276	12	1,758	2	121	1	135	2	108	2	192					52
2	84	30	6,336	2	215	5	1,270	3	310							53
		2	60									1	100			54
38	7,974	107	12,501	3	265	37	7,739			5	780	1	100			55
2	619	2	60			8	147			6	1,562					56
				5	447					5	3,390					57
7	2,297	19	2,040			15	2,195									58
7	536	7	290	5	422	11	521			7	690					59
37	33,313	48	45,974	1	526	28	14,623	1	50	25	15,153			2	505	60
675	171 630	3,131	849 890	497	145,669	1,038	240,298	955	193,022	515	112,700	275	71,039	370	132,165	61
108	28,266	453	114,180	56	16,839	153	37,610	66	16,123	126	33,322	26	6,817	12	4,475	62
3	420	21	2,975	303	94,919			434	103,941	16	2,429	139	37 685	288	106,905	63
34	6,451	130	23,078	9	2,405	20	4,046	12	2,431	41	6,242	14	3,655			64
6	1,461	541	94,261	24	6,175	60	13,160	310	47,174			11	1,970	13	4,250	65
		22	3,081			5	800	7	1,300			32	7 865	3	510	66
396	90,164	790	184,514	18	4,061	265	71,992	31	5,470	62	16,033	19	5,751	9	2,374	67
9	2,033	80	6,823	7	1,777	21	5,106	19	2,830	68	14,163			6	1,975	68
				18	6,054	2	550	12	2,681	26	7,280	13	3,087	22	7,898	69
56	13,735	476	99,540			149	33,968	19	3,606	12	3,135					70
43	11,402	191	40,021	30	7,220	121	24,810	11	2,626	94	18,267			11	2,410	71
96	17,698	477	81,147	32	6,219	216	43,214	34	4,841	70	11,809	21	4,209	6	1,370	72
33	12,958	87	16,946	17	2,082	43	7 470	43	6,494	13	2,069	12	3,377	[illegible]	2,883	73
6	1,655	25	3,785	4	489	9	1,609	5	590	6	889					74
				9	567			38	3,177			8	852	13	1,408	75
1	270	3	405			2	279	1	60			1	1,695			76
2	440	12	1,866			4	490	6	1,297					2	480	77
								1	39							78
11	2,106	22	4,391	1	380	12	1,737			3	510	1	30			79
		1	10					1	75					2	225	80
												1	300	2	370	81
3	600	10	849			7	1,290	3	965							82
3	400	2	22	2	554	5	225									83
8	7,457	13	5,715	1	32	4	1,650	3	230	4	670	1	800	1	50	84

County Table III.—VALUE OF FARM PRODUCTS SOLD, TRADED, OR USED BY OPERATOR'S

[See note, p 326, beginning

	Class of product and type of farm (See definitions in Introduction)	Grant		Grays Harbor		Island		Jefferson		King	
		Farms reporting	Value	Farms reporting	Value	Farms reporting	Value	Farms reporting	Value	Farms reporting	Value
	All products (sold, traded, or used by operator's family)	*Number*	*Dollars*	*Number*	*Dollars*	*Number*	*Dollars*	*Number*	*Dollars*	*Number*	*Dollars*
1	All types	733	3,053,664	1,087	1,963,097	860	1,789,875	288	541,060	4,805	10,918,968
2	General	43	68,861	198	285,673	102	160,612	44	66,555	255	309,431
3	Cash-grain	356	1,225,629	5	10,711	42	136,799				
4	Crop-specialty	30	85,131	14	23,950	16	20,978	3	3,551	48	66,553
5	Fruit	86	1,019,545	37	40,035	96	102,792			334	576,093
6	Truck	8	10,337	10	15,811	3	5,010			369	1,471,499
7	Dairy	30	52,523	314	983,463	162	290,252	79	247,213	1,072	3,977,801
8	Animal-specialty	8	22,348	26	77,446	13	17,396	14	28,976	22	55,401
9	Stock-ranch	85	506,648								
10	Poultry	15	24,965	143	347,407	319	1,012,236	63	145,295	1,195	3,856,456
11	Self-sufficing	9	2,977	106	54,677	24	10,444	34	16,431	238	91,368
12	Abnormal	63	24,700	234	122,924	73	33,356	41	32,739	781	814,366
	Crops (incl plants, flowers, etc.), sold or traded										
13	All types	569	2,130,412	663	209,336	547	351,129	164	38,381	2,558	2,415,779
14	General	35	19,016	157	47,982	88	51,898	33	12,777	199	85,816
15	Cash-grain	339	1,007,791	5	6,966	42	97,069				
16	Crop-specialty	30	72,471	14	19,669	16	15,016	3	2,227	48	56,581
17	Fruit	85	934,546	37	28,696	96	80,820			331	500,191
18	Truck	8	8,345	10	14,016	3	3,855			359	1,404,331
19	Dairy	9	4,840	191	44,665	82	27,963	47	7,307	553	177,410
20	Animal-specialty	6	4,247	14	7,580	4	1,616	11	639	12	1,789
21	Stock-ranch	21	19,597								
22	Poultry	9	2,975	69	13,268	166	65,152	25	3,395	552	109,797
23	Self-sufficing	3	191	45	4,017	17	1,263	20	881	127	10,039
24	Abnormal	24	6,893	120	15,457	33	6,457	25	10,855	377	69,825
	Livestock, sold or traded										
25	All types	400	477,599	644	209,644	475	114,380	158	58,061	1,723	532,970
26	General	34	15,128	144	45,389	78	19,698	33	10,816	139	41,975
27	Cash-grain	203	63,464	1	200	25	7,717				
28	Crop-specialty	14	3,209	4	1,115	5	1,502	2	360	4	690
29	Fruit	17	9,457	10	465	21	1,283			42	4,369
30	Truck	2	104	1	20	1	60			17	2,661
31	Dairy	28	6,697	254	97,366	125	32,001	50	21,658	857	268,603
32	Animal-specialty	8	11,974	25	36,610	9	7,548	11	13,865	23	36,572
33	Stock-ranch	64	361,795								
34	Poultry	6	704	71	14,542	173	42,184	26	5,266	340	57,373
35	Self-sufficing	4	141	47	3,315	10	540	15	1,158	65	3,507
36	Abnormal	20	4,926	87	10,622	28	1,847	21	4,938	236	117,130
	Livestock products, sold or traded										
37	All types	493	296,117	923	1,183,865	744	1,161,717	241	358,519	3,319	7,103,503
38	General	40	22,390	191	112,735	101	65,282	40	26,013	213	114,230
39	Cash-grain	254	77,849	8	1,606	36	24,215				
40	Crop-specialty	15	3,886	4	1,043	6	3,106	2	364	12	3,852
41	Fruit	35	8,635	20	2,731	36	8,253			122	30,692
42	Truck	4	498	1	225	1	520			43	22,887
43	Dairy	30	43,649	314	729,931	162	198,362	79	192,800	1,072	3,269,875
44	Animal-specialty	6	4,097	24	21,276	12	6,613	12	9,347	16	12,007
45	Stock-ranch	53	109,338								
46	Poultry	15	18,878	143	277,509	319	843,431	53	120,775	1,194	3,456,679
47	Self-sufficing	8	565	74	9,504	22	1,985	26	2,443	140	15,416
48	Abnormal	33	6,337	149	27,306	49	10,050	29	4,777	507	175,865
	Forest products sold										
49	All types	1	160	194	32,364	61	11,273	65	8,663	235	50,029
50	General			58	11,109	10	1,361	22	3,055	36	8,427
51	Cash-grain					2	115				
52	Crop-specialty			6	108	2	30	1	50	6	790
53	Fruit			2	342	5	291			12	341
54	Truck									2	254
55	Dairy			44	4,968	13	1,978	11	1,845	105	17,119
56	Animal-specialty			10	3,285			4	875	4	181
57	Stock-ranch										
58	Poultry			13	630	20	2,853	8	1,008	48	5,625
59	Self-sufficing			14	1,112	1	14	9	660	21	1,927
60	Abnormal	1	160	47	10,810	8	4,801	10	1,170	51	14,865
	Farm products used by operator's family										
61	All types	603	149,376	1,059	333,888	344	151,376	285	79,436	3,928	816,637
62	General	43	12,327	191	68,458	102	22,423	44	14,194	245	58,983
63	Cash-grain	309	76,525	4	1,940	41	7,663				
64	Crop-specialty	23	5,555	12	2,015	13	1,324	2	550	31	4,640
65	Fruit	70	16,907	33	7,801	92	12,195			258	40,000
66	Truck	7	1,895	10	1,550	2	575			278	41,398
67	Dairy	30	7,337	308	106,533	152	29,948	79	23,603	1,025	244,704
68	Animal-specialty	7	2,030	25	8,695	12	1,619	13	3,950	21	4,852
69	Stock ranch	52	15,918								
70	Poultry	14	2,408	142	41,438	316	58,786	53	14,851	1,102	224,982
71	Self-sufficing	9	2,080	106	36,729	24	6,642	34	11,269	238	60,479
72	Abnormal	39	6,884	227	58,729	70	10,201	40	10,999	729	136,661
	RECEIPTS FROM BOARDERS, LODGERS, ETC										
73	All types	22	6,497	41	7,392	21	3,722	22	29,494	92	96,278
74	General	3	310	9	850	3	271	7	3,308	9	2,155
75	Cash-grain	4	360								
76	Crop-specialty							1	300	1	300
77	Fruit	3	1,400	2	210	1	540			2	160
78	Truck									2	600
79	Dairy	3	190	15	3,619	4	475	5	5,385	28	7,308
80	Animal-specialty					1	10	3	2,550	1	180
81	Stock-ranch	3	775								
82	Poultry	1	300	2	803	11	2,326	1	540	17	4,926
83	Self-sufficing			6	805			3	450	11	2,299
84	Abnormal	5	3,092	7	1,605	1	100	12	16,961	20	8,358

FAMILY; AND RECEIPTS FROM BOARDERS, ETC; 1929, BY TYPE OF FARM—Continued

of this table]

KITSAP		KITTITAS		KLICKITAT		LEWIS		LINCOLN		MASON		OKANOGAN		PACIFIC		
Farms reporting	Value	Farms reporting	Value	Farms reporting	Value	Farms reporting	Value	Farms reporting	Value	Farms reporting	Value	Farms reporting	Value	Farms reporting	Value	
Number	Dollars	Number	Dollars	Number	Dollars	Number	Dollars	Number	Dollars	Number	Dollars	Number	Dollars	Number	Dollars	
1,444	2,338,998	847	3,986,685	1,040	2,798,102	3,144	6,063,121	1,451	6,439,595	494	654,378	2,164	5,713,799	649	980,180	1
138	134,426	179	603,760	92	121,384	410	648,434	91	127,811	74	87,433	293	863,646	57	50,911	2
		138	468,977	314	1,157,230	65	125,101	1,096	5,599,176			133	267,244			3
3	3,478	145	1,126,067	52	57,613	35	104,572	7	18,161			129	156,514			4
81	127,437	25	240,234	120	266,959	54	81,509	29	74,001	19	18,109	616	3,127,917	40	93,463	5
18	31,601	3	4,987	19	82,461	12	19,572					15	30,593	4	5,885	6
195	344,616	203	485,664	108	247,203	870	1,648,412	78	194,760	86	212,651	276	533,845	173	461,685	7
4	5,226	35	159,115	76	261,381	60	157,368	20	45,115	10	20,971	155	384,995	12	27,756	8
		42	823,881	46	489,112			35	284,197			115	539,773	10	43,039	9
607	1,485,536	15	45,697	15	23,271	619	1,731,426	18	34,162	62	203,553	35	51,095	79	214,331	10
107	36,990	14	4,407	56	17,970	249	88,841	47	15,207	63	27,293	148	41,302	41	15,264	11
291	139,088	48	23,876	142	73,518	770	457,886	30	45,035	110	84,368	249	196,875	133	67,826	12
734	224,738	682	2,009,400	794	1,361,332	1,855	728,311	1,294	4,981,113	256	51,268	1,474	3,448,196	326	138,310	13
108	27,160	162	304,347	72	29,329	330	158,740	68	39,084	58	15,011	133	77,749	44	10,106	14
		138	340,587	307	871,657	65	85,374	1,091	4,818,240			126	174,071			15
3	2,085	145	956,944	52	41,509	35	89,130	7	13,862			129	115,791			16
81	107,823	25	227,795	110	234,899	54	61,110	29	56,825	19	13,177	609	2,931,814	40	86,900	17
18	27,603	3	3,831	19	78,345	12	17,078					15	25,201	4	4,434	18
105	12,570	130	68,255	68	24,731	538	159,214	35	20,350	46	4,965	118	40,378	99	16,752	19
3	350	29	27,156	46	39,390	43	23,566	12	6,114	5	840	67	34,058	4	1,407	20
		21	63,589	17	23,539			11	15,170			28	10,202	3	2,140	21
263	35,521	8	4,214	8	2,362	325	88,239	7	4,202	40	9,409	12	4,503	53	7,321	22
51	3,241	4	305	26	1,981	116	8,041	21	1,638	37	3,876	46	4,172	22	1,530	23
92	8,378	23	5,377	71	13,530	337	38,319	13	5,618	51	3,990	141	30,267	57	7,670	24
655	93,126	652	994,975	597	767,569	1,885	580,635	964	588,945	239	92,893	1,139	999,734	300	132,553	25
90	15,409	157	98,192	75	30,668	334	100,041	80	22,443	68	14,380	242	82,779	38	7,340	26
		95	33,829	229	149,404	31	8,771	735	250,647			82	32,538			27
		99	57,328	14	2,814	12	2,891	4	2,160			42	11,168			28
8	1,540	10	768	19	7,614	15	1,325	11	3,730	2	140	150	41,331	3	293	29
1	150	1	50	3	512	2	205					7	970	2	222	30
145	25,066	183	60,609	97	33,913	714	209,678	68	23,116	71	28,760	233	101,669	126	61,409	31
4	2,904	35	100,660	76	165,291	59	82,711	20	24,650	10	12,420	155	258,259	12	11,566	32
		41	631,855	41	369,786			28	230,316			113	397,575	10	35,509	33
270	39,749	8	3,293	6	530	333	57,507	9	3,004	34	7,704	15	2,290	43	11,219	34
34	1 921	6	470	11	484	92	6,387	17	1,122	21	1,602	40	2,404	14	1,096	35
103	6,387	17	1,921	26	6,613	293	111,119	12	27,777	43	27,817	60	61,751	52	3,899	36
1,233	1,668,197	734	791,072	679	411,349	2,700	2,995,459	1,168	474,685	323	369,258	1,415	785,312	451	587,700	37
129	56,504	169	152,416	85	33,185	399	251,394	83	35,521	66	27,901	266	116,433	52	17,395	38
		110	66,525	231	58,341	40	16,573	898	239,690			97	32,814			39
2	294	110	78,959	18	5,181	21	6,585	5	694			50	11,669			40
21	5,133	17	6,191	37	9,627	38	5,690	14	2,762	10	1,400	273	62,297	10	3,191	41
4	481	3	746	5	1,020	3	270					6	1,606	3	564	42
195	264,978	203	302,132	108	149,631	870	1,060,656	78	130,371	86	149,769	276	338,467	173	337,477	43
4	634	33	23,334	62	35,946	54	36,608	18	7,211	8	5,122	122	57,076	10	11,723	44
		30	115,777	38	86,173			24	28,669			95	106,232	9	2,693	45
607	1,282,230	15	35,360	15	16,728	619	1,433,061	18	23,251	62	164,960	35	38,397	79	176,419	46
66	7,215	10	668	27	3,184	171	17,285	29	3,016	35	3,783	80	5,687	25	2,918	47
204	48,728	34	8,964	63	12,334	485	94,333	21	3,480	56	9,333	115	14,634	90	15,315	48
149	34 473	78	6,837	110	34,439	315	95,268	100	17,987	93	21,547	206	27,579	67	25,078	49
23	3,824	21	2,822	13	2,407	79	19,731	19	4,578	21	4,070	66	15,900	10	1,287	50
		4	85	13	2,369	11	2,522	46	7,015			19	2,775			51
		14	737	9	565	4	637					12	1,939			52
15	1,386	2	178	8	683	2	315			3	92	2	429			53
2	156													1	1	54
20	2,009	24	1,312	22	6,503	102	11,535	7	527	26	2,695	30	5,981	30	4,913	55
2	188	5	186	6	537	9	753	6	906			13	2,065	4	520	56
		3	1,360	2	290			5	668			11	2,101	4	325	57
46	8,628	1	24	1	36	27	4,538	2	93	11	768			8	1,342	58
9	339	2	85	5	246	16	475	7	643	11	502	11	503	1	75	59
32	18,963	2	48	31	20,803	65	54,760	7	3,555	21	13,420	42	55,886	9	16,615	60
1,403	239,768	804	191,381	379	223,413	3,096	732,957	1,366	376,795	419	126,472	1,896	399,978	511	116,519	61
138	32,539	176	45,983	91	25,855	409	118,528	91	26,185	74	26,071	287	70,785	57	14,783	62
		126	27 951	282	75,459	56	11,861	1,012	283,584			114	25,046			63
5	1,096	135	32,099	36	7,484	31	5,332	7	1,445			95	15,947			64
77	11,579	33	5,302	67	14,136	53	10,169	26	10,664	17	3,300	470	92,046	20	3,079	65
18	3,211	2	360	14	3,884	12	3,019					13	3,816	4	614	66
191	39,993	202	47 356	107	32,435	870	207,329	78	30,386	54	26,462	276	67,350	176	41,134	67
4	1,150	34	7,779	72	20,217	59	13,730	20	6,252	10	2,589	144	33,537	12	2,540	68
		35	11,300	34	9,325			27	9,374			106	23,663	10	2,367	69
536	119,408	15	2,936	14	3,615	619	147,981	18	3,612	63	20,712	33	5,905	77	18,030	70
107	24 174	14	2,879	56	12,075	249	56,653	47	9,788	63	17,530	148	28,536	41	9,645	71
279	56,632	42	7,566	106	20,238	739	159,355	28	5,505	109	29,808	310	34,347	120	24,327	72
45	8,261	23	9,701	16	5,884	98	27,540	39	6,191	23	6,195	89	10,688	34	10,754	73
9	1,557	4	980	5	3,330	19	3,016	4	1,015	9	2,090	9	1,511	1	240	74
		2	1,125	2	1,140	1	300	25	3,829			3	180			75
		2	430									3	250			76
						3	636	4	740			10	2,347	1	140	77
1	360													1	360	78
12	1,811	7	2,866	4	610	25	6,201	5	537	3	430	16	1,771	10	1,461	79
		2	2,265	1	150	1	300					7	637	1	360	80
		1	120	1	36							2	350			81
13	2,658			1	60	16	4,563			3	1,600	1	100	4	1,785	82
3	1,030					5	1,105			3	330	3	50	2	360	83
7	918	5	1,925	4	709	26	11,636	1	70	5	1,655	5	3,492	14	6,948	84

COUNTY TABLE III.—VALUE OF FARM PRODUCTS SOLD, TRADED, OR USED BY OPERATOR'S

[See note, p 329, beginning

	CLASS OF PRODUCT AND TYPE OF FARM (See definitions in Introduction)	PEND OREILLE		PIERCE		SAN JUAN		SKAGIT		SKAMANIA		SNOHOMISH	
		Farms reporting	Value	Farms reporting	Value	Farms reporting	Value	Farms reporting	Value	Farms reporting	Value	Farms reporting	Value
	All products (sold, traded, or used by operator's family)	Number	Dollars	Number	Dollars	Number	Dollars	Number	Dollars	Number	Dollars	Number	Dollars
1	All types	568	709,769	4,387	8 519,464	454	808,899	2,602	5,816,184	255	356 847	4,093	7,718 318
2	General	143	189,570	284	324,303	128	209,521	239	596,644	38	54,247	335	433,460
3	Cash-grain	8	14 458			7	11,905	92	494 478			11	65,748
4	Crop-specialty	62	85,669	37	113 897	5	11,820	116	347,803	10	11 416	53	73 122
5	Fruit			853	1,572 299	27	48,523	77	188,771	59	153,421	169	270,127
6	Truck			98	376,972	12	65,217	18	50,571			28	337,226
7	Dairy	67	135,155	662	2,249 832	92	213,022	1,133	2,748,728	31	45,301	1,280	3,176 472
8	Animal-specialty	25	41,662	20	44,724	17	27,158	10	19,584	5	9,801	24	34,459
9	Stock ranch					12	23,457						
10	Poultry	12	24,933	1,166	3,172 939	69	126,780	351	997,813	15	22,205	1 023	2,760,599
11	Self sufficing	67	25,042	343	94 258	44	18,769	125	51,505	43	18 676	274	99,313
12	Abnormal	184	193,273	924	570,240	51	52,727	441	320,287	54	41 780	896	467,802
	Crops (incl plants, flowers, etc), sold or traded												
13	All types	320	134 950	2,738	2,261 626	310	185,318	1,749	1,660,167	203	170 135	2,337	1,163,717
14	General	106	36,930	223	91,008	101	45,307	199	214,051	35	15 085	269	179,587
15	Cash grain	8	10,258			7	6,484	92	384,382			11	58,217
16	Crop-specialty	62	60,282	37	97 061	5	8,068	116	265,371	10	8 441	53	51 945
17	Fruit			852	1,318,124	27	30,422	77	147,550	59	134 710	168	196,037
18	Truck			98	363,649	12	49,836	18	39,410			28	325,800
19	Dairy	28	5 550	273	78,947	69	25,233	773	483,347	19	2 532	697	183 474
20	Animal specialty	12	4,767	5	2,531	9	2,857	6	1,606	2	301	13	1,826
21	Stock-ranch					2	1,240						
22	Poultry	5	3 242	588	184 608	28	9 579	202	71,638	9	1 279	525	85,360
23	Self sufficing	34	2,810	172	11 302	24	2,364	63	5,315	30	2 336	141	9,060
24	Abnormal	65	11,111	490	114,251	26	4,028	203	47,497	39	5 451	432	68,911
	Livestock, sold or traded												
25	All types	285	87,433	1,736	428,580	333	105,226	1,702	555,377	121	27,132	2,173	455,983
26	General	103	29,061	184	41,920	111	31,704	156	114,204	33	7,480	208	42,207
27	Cash grain	2	610			4	1,192	60	22 407			5	1,708
28	Crop-specialty	23	5 474	12	2 801	2	1,112	45	10 181	3	200	17	1,598
29	Fruit			145	12,567	19	2,124	24	3 242	15	1,672	44	3,874
30	Truck			4	272	9	5,003	6	2,915			7	829
31	Dairy	49	12,170	553	203 820	78	25,647	970	272,834	29	7 397	1,113	277,653
32	Animal-specialty	26	22,955	20	24,688	17	12,757	10	10,710	5	6 784	24	19,396
33	Stock ranch					12	10 351						
34	Poultry	3	965	470	84,474	37	4,947	191	27 644	5	670	368	54,099
35	Self-sufficing	19	1,024	93	5 144	20	1,109	43	3 093	14	643	79	4,786
36	Abnormal	61	14,574	255	52,894	24	9,190	157	88,262	17	2,287	308	49,813
	Livestock products, sold or traded												
37	All types	386	195,939	3,216	4,958,560	404	348,159	2,292	2,978,896	177	75 919	3 415	5 149 562
38	General	129	54,629	257	113,954	125	77,480	230	194,038	36	16 999	268	122 915
39	Cash grain	5	1,463			5	2,244	68	68 197			6	3,338
40	Crop specialty	31	7,878	19	7,564	2	1,340	70	54,799	2	1,050	24	9,504
41	Fruit			382	129,700	20	7,580	52	24,359	26	4,972	88	36,231
42	Truck			16	1,983	9	6,843	9	4,916			9	5,750
43	Dairy	67	93 965	662	1,811,670	92	132 265	1,133	1,711 451	31	26 175	1,280	2,402,304
44	Animal-specialty	19	6,827	17	13,258	17	7,063	9	4,760	4	1,053	12	7,492
45	Stock ranch					12	7,831						
46	Poultry	12	16,716	1,166	2,656,774	59	91,608	351	818,126	15	16,650	1,023	2,400 805
47	Self sufficing	36	4,074	181	18,142	30	3,176	79	9,179	32	2,864	139	16,414
48	Abnormal	87	10,387	516	235,515	33	10,729	291	89,071	31	6,156	566	143,809
	Forest products sold												
49	All types	220	152,431	360	65,847	133	39 556	269	48 304	29	21 094	436	92,543
50	General	72	21,759	48	6,238	58	12,258	37	10,133	6	2,810	69	13,938
51	Cash grain	2	72			1	195	2	250			1	250
52	Crop-specialty	11	2,257	3	402			5	301	1	50	5	1,371
53	Fruit			31	3,757	11	1,117	6	560	5	761	12	1,213
54	Truck			5	192	1	345	1	30			2	360
55	Dairy	16	1,896	71	10,006	8	1,204	113	15,912	3	131	151	25,032
56	Animal-specialty	7	627	2	132	3	445	5	675	2	338	4	273
57	Stock ranch					5	2,075						
58	Poultry	3	245	79	9,540	20	3,271	24	3 612	2	420	49	5,413
59	Self-sufficing	15	1,549	37	2,242	12	926	9	810	2	50	28	2,467
60	Abnormal	94	124,026	84	33,338	14	17,720	67	16,021	8	16,534	115	42,226
	Farm products used by operator's family												
61	All types	533	139,015	4,221	774 851	443	130,640	2,550	573,240	245	69 566	3,970	956,533
62	General	143	47,197	284	71,188	128	42,772	238	64 218	38	11 873	317	73,803
63	Cash grain	8	2,045			6	1,760	86	19 242			10	2,235
64	Crop-specialty	49	9,778	35	6 069	5	1 300	101	17,151	7	1 675	46	8 704
65	Fruit			775	108,151	24	7,280	74	13,060	52	11,306	159	30,172
66	Truck			86	10 876	11	3,100	14	3 300			25	4,487
67	Dairy	66	21,574	662	145 389	92	28,673	1,132	265,184	31	9 066	1,265	288,009
68	Animal-specialty	24	6,486	20	4,115	16	4 036	9	1,753	5	1,325	22	5,472
69	Stock ranch					11	1 160						
70	Poultry	12	3,765	1 166	237 453	58	17 375	348	76 703	15	3,186	995	214,922
71	Self-sufficing	67	14 995	343	57 353	44	11 274	125	33 103	43	12,783	274	65,686
72	Abnormal	169	33,175	850	134 242	48	11 060	423	79 436	54	11 352	857	163,043
	RECEIPTS FROM BOARDERS, LODGERS, ETC												
73	All types	28	4 796	87	41,679	41	18 394	51	14,711	18	5,252	136	46,317
74	General	16	3,328	14	2,002	14	2,982	6	1,514	1	25	11	3,375
75	Cash-grain							5	425				
76	Crop-specialty	2	152					1	250				
77	Fruit			16	3 835	2	235	2	440	4	570	7	1 409
78	Truck			1	360			1	240			1	180
79	Dairy	2	445	14	3,234	6	800	21	5,921	3	137	35	8,264
80	Animal-specialty	2	175			2	110						
81	Stock-ranch												
82	Poultry			19	4,303	5	1,240	4	1,275	2	325	26	6,236
83	Self-sufficing			3	57 323	4	422	3	312	3	675	13	3,455
84	Abnormal	6	686	20	27,617	8	12,605	8	4,334	5	3,520	43	23,348

FAMILY; AND RECEIPTS FROM BOARDERS, ETC., 1929, BY TYPE OF FARM—Continued

of this table]

SPOKANE		STEVENS		THURSTON		WAHKIAKUM		WALLA WALLA		WHATCOM		WHITMAN		YAKIMA		
Farms reporting	Value	Farms reporting	Value	Farms reporting	Value	Farms reporting	Value	Farms reporting	Value	Farms reporting	Value	Farms reporting	Value	Farms reporting	Value	
Number	Dollars	Number	Dollars	Number	Dollars	Number	Dollars	Number	Dollars	Number	Dollars	Number	Dollars	Number	Dollars	
3,989	8,789,060	3,415	3,404,129	1,687	2,473,184	371	679,620	1,441	8,500,509	4,121	8,573,912	3,880	15,953,345	6,630	30,461,689	1
561	796,862	635	912,855	227	261,925	26	39,164	134	213,606	320	519,165	139	252,021	569	1,328,388	2
946	3,466,490	133	260,226	13	26,768			494	6,151,886	28	25,190	1,986	14,279,973	335	823,980	3
277	750,275	171	177,636	26	34,180	14	24,057	127	370,064	100	126,048	64	338,058	1,540	8,062,925	4
273	607,265	54	251,194	227	280,546			102	420,494	37	196,329	27	110,166	2,799	15,584,050	5
135	289,063	7	9,969	10	14,175			176	439,495	27	67,484	14	24,313	162	473,318	6
531	1,428,754	527	908,728	433	918,120	229	534,296	142	372,029	1,547	3,383,910	81	241,757	482	1,233,704	7
59	138,701	162	411,873	31	55,294			20	44,403	32	99,359	45	174,337	125	612,202	8
21	65,946	8	28,679	6	9,314			18	289,301			28	271,767	71	1,403,443	9
332	609,772	52	89,889	257	612,840	14	26,621	37	57,258	1,161	3,787,630	27	48,309	112	275,263	10
285	83,633	250	89,391	130	35,014	23	12,876	44	14,162	130	42,226	47	15,053	76	28,868	11
569	532,299	416	263,889	527	224,008	65	39,606	147	127,811	689	325,571	122	174,391	359	634,829	12
3,049	4,906,169	1,466	887,166	1,189	508,980	174	40,805	1,219	7,055,348	2,592	939,483	2,348	12,823,679	6,183	24,024,885	13
481	318,257	478	201,877	179	78,508	20	7,469	114	77,765	259	118,438	108	88,450	539	633,689	14
946	2,823,943	133	178,564	13	18,453			483	5,763,207	27	18,503	1,076	12,227,083	334	695,532	15
277	625,699	171	130,767	26	21,908	14	15,285	126	307,310	100	97,812	64	289,522	1,539	6,958,622	16
265	535,068	54	225,744	224	229,513			101	390,277	87	156,032	27	92,099	2,764	14,788,953	17
133	247,104	7	7,049	10	12,262			176	398,402	27	60,407	14	19,084	162	452,366	18
251	97,418	228	51,640	240	54,844	90	12,863	81	41,515	1,026	295,164	37	23,313	312	207,407	19
41	27,211	96	50,491	14	2,361			9	9,805	22	9,592	28	46,190	87	127,899	20
10	9,682	2	307	1	800			4	13,637			8	16,940	27	35,124	21
178	58,742	28	5,847	140	34,094	5	440	15	3,852	661	141,618	10	2,516	78	36,894	22
134	11,073	84	4,960	55	3,756	12	555	10	1,934	50	2,800	19	1,589	42	5,918	23
326	151,952	185	29,920	280	51,781	33	4,193	91	47,044	333	36,117	57	17,893	279	110,481	24
2,088	549,188	1,646	703,260	900	272,918	244	48,989	717	477,104	9,310	583,246	2,051	1,411,516	2,853	2,773,889	25
418	119,381	567	195,059	158	44,707	16	5,081	94	34,062	233	56,151	128	63,292	458	200,301	26
607	179,493	65	25,600	7	4,270			307	147,065	3	709	1,604	865,230	125	30,298	27
119	41,577	47	8,463	12	1,992	6	918	64	18,126	13	2,534	43	40,896	817	290,029	28
55	9,407	32	6,622	34	3,413			23	2,024	29	2,358	20	4,507	648	121,751	29
34	4,020	2	700	1	44			17	454	2	83	5	832	43	7,429	30
448	170,371	475	150,154	372	138,475	187	40,674	101	47,221	1,232	291,344	72	32,724	406	186,462	31
58	79,806	159	250,225	30	30,955			20	25,114	30	60,419	45	98,332	124	379,407	32
21	55,066	8	20,748	6	3,825			18	194,764			28	185,094	65	1,091,401	33
102	16,158	39	6,497	120	24,428	6	712	13	1,667	548	97,011	17	3,552	46	11,301	34
62	4,080	98	6,389	27	1,566	11	833	9	447	33	1,481	24	1,649	16	1,226	35
162	169,827	154	32,794	133	19,243	18	771	51	6,160	187	50,556	65	115,408	105	453,184	36
3,059	2,176,918	1,856	1,049,475	1,370	1,333,438	354	456,128	995	648,954	3,618	8,132,803	2,833	899,695	3,905	2,629,295	37
539	203,173	593	256,767	204	87,338	25	16,377	125	67,204	801	254,029	137	56,879	523	384,965	38
768	250,811	83	31,733	9	1,959			333	111,671	8	2,175	1,748	531,249	162	55,028	39
162	33,250	63	16,621	15	6,646	11	3,948	77	26,090	33	16,334	48	9,968	1,010	537,850	40
123	19,332	33	5,841	95	20,171			58	8,849	48	23,710	23	6,518	1,207	318,795	41
62	14,612	3	1,197	3	394			20	1,124	8	2,444	5	1,212	61	15,838	42
531	1,037,007	527	549,786	433	632,102	229	397,235	142	251,902	1,547	2,424,000	81	164,430	482	743,422	43
47	19,672	134	64,494	24	15,268			14	5,711	25	22,747	40	15,565	107	76,775	44
21	13,374	6	5,007	5	3,639			16	77,764			24	60,495	57	267,263	45
332	476,464	52	64,171	257	503,280	14	23,501	37	45,745	1,161	3,282,267	27	36,366	112	208,799	46
145	11,298	148	16,012	55	4,700	19	3,675	23	1,922	74	9,030	37	3,128	36	5,847	47
322	96,236	214	30,846	270	57,921	56	11,392	80	51,272	418	96,067	82	16,835	148	27,713	48
438	92,666	631	207,342	217	57,951	48	13,840	40	5,997	393	66,648	28	8,909	61	14,833	49
126	28,888	244	70,449	41	9,910	5	1,705	6	721	69	9,598	3	1,105	8	372	50
68	8,549	16	958	1	87			20	3,194	4	624	20	3,990	4	620	51
19	2,598	19	2,993	6	853	1	50	2	152	5	350	1	1,200	10	2,221	52
8	850	5	623	9	1,274			2	250	4	233	1	500	16	2,667	53
4	516									2	165			1	250	54
86	16,210	107	17,456	69	11,037	28	5,300			164	17,089			7	1,623	55
11	1,273	37	6,054	6	2,113					6	196	2	114	6	358	56
10	1,942	2	280	2	500									1	92	57
15	1,110	9	1,249	22	5,513	3	356	2	210	54	7,099					58
17	1,471	40	2,757	14	864	2	134	5	330	8	670					59
63	32,259	152	104,422	47	25,795	7	6,295	3	1,140	77	30,624			9	6,430	60
5,801	765,891	2,251	583,986	1,769	299,507	369	119,858	1,315	312,106	4,006	870,732	2,505	818,446	5,650	1,020,787	61
561	130,163	635	188,703	226	41,462	26	8,532	134	33,854	319	80,949	138	42,295	565	129,061	62
891	203,694	105	23,371	12	1,999			446	126,749	19	3,179	1,037	662,574	230	42,302	63
259	47,151	115	18,759	21	2,776	14	4,556	101	16,386	74	9,018	59	16,472	1,336	268,303	64
259	42,388	48	12,364	186	26,175			90	19,094	80	18,996	26	6,542	2,271	351,884	65
124	22,811	6	1,014	9	1,475			168	39,515	24	4,385	14	3,385	156	25,335	66
527	107,748	534	139,692	427	81,662	229	78,224	142	31,691	1,533	356,313	80	21,290	470	94,790	67
57	10,739	157	40,609	30	4,577			17	3,773	32	6,405	44	14,133	113	27,783	68
31	5,583	8	2,337	4	550			15	3,136			27	10,238	36	9,563	69
324	57,296	51	11,925	252	45,525	14	4,612	36	5,784	1,153	259,035	25	5,875	109	18,988	70
285	55,711	250	59,278	130	24,128	23	7,679	44	9,529	130	28,245	47	11,687	76	15,777	71
500	82,036	352	65,906	472	69,268	63	16,955	122	21,605	642	108,207	108	24,255	288	37,021	72
104	23,351	108	20,961	79	36,138	12	3,104	24	6,013	97	25,643	86	12,102	102	34,323	73
21	3,249	41	5,372	16	3,159	1	360	2	650	9	1,565	6	1,285	13	1,831	74
25	5,501	3	688					7	1,920			66	7,926	2	440	75
3	195	1	33	1	4			4	973	2	20			20	3,974	76
1	25	7	598	7	967			2	300	2	960	2	345	39	9,221	77
3	700			1	529					1	250					78
17	2,935	27	6,470	16	3,666	5	1,694	1	285	30	5,551	6	1,248	8	2,344	79
		7	904	3	953							3	1,265	1	75	80
		1	100													81
8	1,350	5	372	7	1,645	1	160	4	370	22	4,776			1	2,000	82
6	1,350	3	320	2	780					3	321			2	127	83
20	7,993	13	6,192	34	24,433	5	876	4	1,620	27	10,128	5	133	16	14,600	84

COUNTY TABLE IV.—SPECIFIED LIVESTOCK, 1930, AND

[See NOTE,

	TYPE OF FARM, BY CLASS OF ANIMALS (See definitions in Introduction)	THE STATE		ADAMS		ASOTIN		BENTON		CHELAN	
		Farms reporting	Animals or quantity	Farms reporting	Animals or quantity	Farms reporting	Animals or quantity	Farms reporting	Animals or quantity	Farms reporting	Animals or quantity
	General farms										
1	Horses and mules, excluding colts ....number..	5,065	15,531	15	113	33	129	173	409	57	202
2	Cows and heifers kept mainly or milk....number..	5,977	25,971	18	106	47	107	196	784	64	271
3	beef....number..	549	3,450	2	17	7	50	1	2	5	17
4	Other cattle, including calves....number..	5,490	40,732	17	263	32	231	162	725	54	417
5	Sows and gilts....number..	1,161	2,428	4	23	9	14	40	84	13	30
6	Other hogs, excluding pigs under 3 months old ..number..	1,842	10,777	9	70	11	35	69	288	27	124
	Cash-grain farms										
7	Horses and mules, excluding colts ....number..	7,579	98,152	638	10,037	142	1,893	72	1,183	6	37
8	Cows and heifers kept mainly for milk....number..	6,776	22,931	572	1,396	125	591	58	173	6	27
9	beef....number..	1,002	8,848	34	427	44	743	2	50	1	4
10	Other cattle, including calves....number..	6,296	47,498	503	1,918	129	2,651	44	317	5	24
11	Sows and gilts....number..	2,368	7,133	90	176	47	139	16	48	1	3
12	Other hogs, excluding pigs under 3 months old..number..	2,953	26,566	310	1,179	76	693	21	118	2	2
	Crop-specialty farms										
13	Horses and mules, excluding colts ....number..	2,825	11,141	4	18	6	22	240	748	30	113
14	Cows and heifers kept mainly for milk....number..	2,334	8,842	3	11	5	12	183	604	21	69
15	beef....number..	147	1,105	1	2			2	3	3	25
16	Other cattle, including calves....number..	1,957	11,948	3	62	3	17	146	681	20	122
17	Sows and gilts....number..	585	1,500	1	1	2	5	66	141	2	2
18	Other hogs, excluding pigs under 3 months old..number..	709	4,832	1	7	2	4	66	804	8	19
	Fruit farms										
19	Horses and mules, excluding colts ....number..	4,412	8,482			55	109	274	575	488	983
20	Cows and heifers kept mainly for milk....number..	3,990	7,875			74	114	221	515	473	691
21	beef....number..	135	711			2	43	5	5	18	165
22	Other cattle, including calves....number..	2,372	7,407			34	157	146	436	165	495
23	Sows and gilts....number..	331	735			9	22	26	44	20	40
24	Other hogs, excluding pigs under 3 months old ..number..	706	3,773			13	37	63	325	63	312
	Truck farms										
25	Horses and mules, excluding colts ....number..	789	1,485			4	6	42	83	1	2
26	Cows and heifers kept mainly for milk....number..	380	875			3	4	41	103		
27	beef....number..	17	30								
28	Other cattle, including calves....number..	241	772			1	2	24	129		
29	Sows and gilts....number..	33	50					2	2		
30	Other hogs, excluding pigs under 3 months old ..number..	86	331					9	33		
	Dairy farms										
31	Horses and mules, excluding colts....number..	9,200	22,605	17	91	20	58	160	462	38	114
32	Cows and heifers kept mainly for milk ....number..	12,368	133,410	18	181	31	291	183	1,483	47	575
33	beef ....number..	381	2,325	1	1	2	18	2	12	2	11
34	Other cattle, including calves. ....number..	11,968	128,438	18	242	29	355	171	1,401	44	596
35	Sows and gilts....number..	1,325	2,742	3	6	4	8	58	117	4	13
36	Other hogs, excluding pigs under 3 months old ..number..	2,528	13,305	6	21	7	38	68	263	18	87
	Animal-specialty farms										
37	Horses and mules, excluding colts ....number..	1,039	5,165			7	61	20	86	10	39
38	Cows and heifers kept mainly for milk ....number..	879	4,855			6	26	15	75	8	35
39	beef....number..	434	9,555			3	59	3	40	1	6
40	Other cattle, including calves ....number..	1,042	24,838			7	168	16	166	7	88
41	Sows and gilts....number..	349	1,600			1	5	3	6	4	41
42	Other hogs, excluding pigs under 3 months old..number..	493	8,850			6	70	6	27	7	86
	Stock ranches										
43	Horses and mules, excluding colts ....number..	563	6,243	16	278	34	427	11	189	3	16
44	Cows and heifers kept mainly for milk....number..	327	1,926	12	64	17	125	6	25	2	12
45	beef ....number..	326	12,851	7	560	18	724	2	75	1	40
46	Other cattle, including calves....number..	495	32,516	12	2,849	30	1,842	5	288	1	49
47	Sows and gilts....number..	112	349	2	6	9	79	1	7	1	1
48	Other hogs, excluding pigs under 3 months old ..number..	164	1,410	2	54	14	233	2	43		
	Poultry farms										
49	Horses and mules, excluding colts....number..	3,157	5,628	3	4	3	7	55	111	6	19
50	Cows and heifers kept mainly for milk....number..	5,162	15,559	6	15	12	23	56	155	10	21
51	beef....number..	124	522	1	2			2	6		
52	Other cattle, including calves....number..	4,176	16,184	2	6	9	70	40	159	7	27
53	Sows and gilts....number..	233	423			3	4	2	2		
54	Other hogs, excluding pigs under 3 months old ..number..	484	2,021	3	9	3	18	7	17	1	2
	Self-sufficing farms										
55	Horses and mules, excluding colts ....number..	1,728	3,986	6	15	12	44	12	21	36	83
56	Cows and heifers kept mainly for milk....number..	239	4,379	7	12	16	25	15	22	28	54
57	beef....number..	162	641	1	1					2	3
58	Other cattle, including calves....number..	1,828	5,680	5	14	10	28	10	18	21	68
59	Sows and gilts....number..	141	195			1	1	1	1	1	2
60	Other hogs, excluding pigs under 3 months old ..number..	395	1,027	1	1	3	23	2	5	13	43
	Abnormal and unclassified farms										
61	Horses and mules, excluding colts ....number..	4,333	11,425	29	262	32	123	101	344	57	149
62	Cows and heifers kept mainly for milk ....number..	6,581	17,245	29	59	54	95	105	507	53	90
63	beef....number..	357	3,811	1	3	6	38	4	31	2	26
64	Other cattle, including calves....number..	5,185	21,005	17	119	35	138	73	373	32	55
65	Sows and gilts....number..	478	1,871	1	1	9	11	13	40	4	4
66	Other hogs, excluding pigs under 3 months old ..number..	1,054	11,572	10	20	11	94	35	150	10	41
	SPECIFIED ITEMS, BY TWO TYPES OF FARMS										
67	Steers, 2 years old and over....Ranches....number..		7,421		723		713		25		
68	Steers, 2 years old and over....All other....number..		15,918		167		757		156		53
69	Sheep, excluding lambs....Ranches....number..	358	488,175	13	26,737	19	15,663	17	36,480	4	5,423
70	Sheep, excluding lambs....All other....number..	3,598	186,800	40	1,010	56	3,092	124	5,752	37	1,651
71	All cows milked....Dairy....number..	12,723	147,007	18	196	33	319	186	1,723	50	683
72	All cows milked....All other....number..	36,296	120,566	653	1,899	385	1,186	930	2,956	703	1,412
73	Of beef or dual purpose breeding....Dairy....number..	1,008	7,355	2	6	6	23	6	90	5	31
74	Of beef or dual purpose breeding....All other....number..	4,771	16,859	82	213	139	549	47	123	61	129
75	Milk produced....Dairy. No and gals..	12,723	110,303 295	18	117,855	33	211,023	186	1,264,261	50	427,166
76	Milk produced....All other No and gals..	36,296	69,800,737	653	762,456	385	583,160	930	1,856,153	703	754,854
77	Production, per cow....Dairy....gallons..		750		601		662		734		625
78	Production, per cow....All other....gallons..		579		449		492		628		535
79	Whole milk sold....Dairy....gallons..		75,053,867		58,017		141,126		199,606		340,914
80	Whole milk sold....All other....gallons..		16,737,093		24,099		41,222		68,576		122,022
81	Cream sold as butterfat....Dairy....pounds..		9,668,788		17,371		16,764		310,355		20,762
82	Cream sold as butterfat....All other....pounds..		9,926,209		95,462		79 948		439 914		63,307
83	Chickens over 3 months old on farms, Apr 1, 1930....Poultry....number..	8,419	4,121,709	8	1,219	18	4,351	70	22,710	20	6,977
84	Chickens over 3 months old on farms, Apr 1, 1930....All other....number..	44,646	2,329,848	740	44,954	467	20,261	1,128	47,942	1,122	44,074
85	Chicken eggs produced....Poultry....dozens..		61,754,060		13,516		51,027		260,897		89,325
86	Chicken eggs produced....All other....dozens..		19,674,933		342,813		197,173		421 356		375,407
87	Production, per chicken on hand....Poultry....dozens..		12.6		11 1		11 7		11 5		12.8
88	Production, per chicken on hand....All other....dozens..		8.4		7 6		9.7		8.8		8.5

LIVESTOCK PRODUCTS, 1929, BY TYPE OF FARM

bottom of p 8]

Clallam		Clark		Columbia		Cowlitz		Douglas		Ferry		Franklin		Garfield		
Farms reporting	Animals or quantity	Farms reporting	Animals or quantity	Farms reporting	Animals or quantity	Farms reporting	Animals or quantity	Farms reporting	Animals or quantity	Farms reporting	Animals or quantity	Farms reporting	Animals or quantity	Farms reporting	Animals or quantity	
67	140	347	727	44	215	110	202	63	538	119	583	22	65	11	55	1
84	438	407	1,624	49	194	123	466	55	313	106	630	22	99	11	37	2
7	46	10	21	6	78	19	138	17	123	34	227					3
80	732	363	1,922	44	322	126	895	52	788	116	1,607	18	114	11	95	4
24	54	71	135	11	24	23	49	16	33	24	44	6	18	4	6	5
20	88	84	380	18	112	40	196	24	136	52	313	6	33	5	37	6
1	2	14	32	208	5,100			453	5,806	17	92	137	2,707	287	5,026	7
		11	33	266	825			360	1,163	12	34	114	262	261	963	8
				47	290			53	380	2	15	13	169	95	1,421	9
		6	22	254	1,714			318	2,214	11	42	104	755	268	4,632	10
		1	1	108	437			91	169			20	52	144	480	11
		3	8	137	2,010			129	523	5	19	33	215	150	1,513	12
17	28	97	199	7	58	13	27	10	80	42	209	14	48			13
19	72	95	333	7	11	10	69	7	20	18	63	10	31			14
1	1	1	1	1	1			3	17	12	102					15
22	87	89	392	6	18	11	70	8	51	26	210	7	33			16
2	6	21	31			2	4	1	6	3	8	4	9			17
4	53	15	57			1	8	3	19	9	34	2	21			18
1	1	310	572	14	49	37	63	100	247			10	19	13	46	19
4	10	350	972	16	50	45	143	105	133			6	9	9	18	20
1	14	7	27			2	4	1	4					2	21	21
5	44	239	1,008	15	57	42	161	31	80			2	4	9	29	22
1	2	41	68	6	20	3	5	8	22					2	3	23
		65	291	6	55	16	24	21	155			1	3	2	2	24
		18	42			2	4	3	4			30	65	2	8	25
		6	7			2	3	4	5			22	39			26
																27
		3	8			2	4	2	4			16	39			28
								1	1			1	2	1	1	29
		1	3					1	8			6	12			30
218	454	670	1,523	14	43	234	514	26	152	54	229	16	43	7	25	31
320	4,769	780	7,379	13	120	280	3,577	30	259	59	531	19	211	10	67	32
10	78	8	21			11	51	5	42	4	42			1	2	33
324	4,763	743	6,984	16	141	290	3,849	30	452	61	938	16	140	9	87	34
57	180	75	127	1	2	39	86	5	8	11	21	3	4	2	5	35
87	1,071	127	533	6	24	97	381	10	40	28	112	4	18	5	24	36
10	27	29	63	7	47	12	38	19	108	64	320			6	35	37
8	44	25	86	4	7	12	38	12	86	42	256			4	14	38
2	16	5	69	3	104	15	187	10	139	37	646			4	29	39
9	206	19	272	7	123	21	471	16	523	65	1,229			6	81	40
2	12	5	10	3	24	1	2	9	18	13	44			3	9	41
3	59	10	610	3	274	3	8	9	93	28	194			4	83	42
				18	202	4	15	12	146	28	223	18	224	24	228	43
				12	39	1	2	7	29	13	81	5	14	16	38	44
				10	329	3	117	8	197	21	546	3	312	20	573	45
				16	833	2	118	12	511	22	825	5	901	24	1,690	46
				5	8			5	12	6	8	1	1	9	34	47
				7	21			10	52	8	63			12	142	48
21	36	250	425			74	123	10	45	9	25					49
34	114	332	987			115	415	10	35	11	36					50
1	2	4	5			3	27	1	5	1	2					51
30	170	280	1,147			92	531	8	43	12	61					52
2	5	17	27			8	16	1	1	1	2					53
2	18	28	208			12	34			2	20					54
15	27	98	154	20	54	69	113	7	26	88	461			9	23	55
25	43	121	226	24	52	93	182	6	8	45	136			7	12	56
		4	16	2	10	13	50			15	46			2	10	57
23	61	89	261	20	56	75	240	6	14	54	318			7	20	58
3	6	8	12	3	3	3	7	1	1	9	14			3	5	59
1	1	14	23	4	7	18	57	4	24	21	67			4	17	60
39	76	259	463	38	152	137	271	53	257	93	357	29	105	7	178	61
58	186	371	961	56	64	204	531	20	50	65	177	22	58	7	22	62
3	13	6	216			13	162	3	14	13	59	2	10	3	173	63
58	355	283	1,204	22	46	165	845	19	159	65	348	18	47	8	301	64
6	10	25	41			13	19	2	2	14	19	3	3	4	8	65
5	7	37	251	4	6	37	130	11	181	20	110	4	10	4	10	66
					108		19		83		213		297		500	67
	103		376		161		370		432		713		70		967	68
				14	13,521	2	496	6	693	11	6,795	20	47,444	9	2,801	69
38	1,396	113	3,841	83	3,927	55	1,358	51	2,799	60	4,130	36	537	56	1,583	70
333	5,336	790	8,168	18	131	290	3,903	31	323	63	639	19	251	10	72	71
344	1,026	1,765	5,651	444	1,398	630	2,051	618	2,155	338	1,571	212	567	345	1,189	72
11	72	40	142	2	4	31	207	7	49	22	233			1	6	73
5	50	79	187	140	371	89	326	149	615	140	693	34	113	157	449	74
333	3,933,735	790	5,491,583	18	72,953	290	2,654,045	31	183,385	63	362,566	19	174,390	10	44,965	75
344	603,999	1,765	3,193,184	444	719,953	630	1,045,066	618	979,314	338	752,883	212	290,975	345	525,862	76
	741		672		557		685		565		567		695		625	77
	898		565		515		510		454		479		513		442	78
	900,964		4,205,807		37,900		1,532,515		29,930		15,155		121,500		23,046	79
	79,124		1,333,175		48,866		107,780		12,248		5,976		63,823		10,961	80
	1,014,354		317,235		10,987		352,051		37,661		106,983		14,450		5,431	81
	97,997		333,019		113,165		172,551		171,880		170,379		28,734		80,431	82
58	23,479	462	180,721			148	66,359	19	4,471	13	1,903					83
434	18,337	3,130	108,712	473	24,994	761	31,301	755	41,821	401	17,962	367	15,225	382	31,535	84
	263,193		2,391,251				896,937		57,469		22,475					85
	154,939		951,928		211,347		246,943		319,088		145,087		128,184		142,393	86
	11.2		13.3				12.5		12.9		11.8					87
	8.4		8.8		7.3		7.9		7.6		9.1		8.3		8.6	88

COUNTY TABLE IV.—SPECIFIED LIVESTOCK, 1930, AND

[See NOTE,

	TYPE OF FARM BY CLASS OF ANIMALS (See definitions in Introduction)	GRANT		GRAYS HARBOR		ISLAND		JEFFERSON		KING	
		Farms reporting	Animals or quantity	Farms reporting	Animals or quantity	Farms reporting	Animals or quantity	Farms reporting	Animals or quantity	Farms reporting	Animals or quantity
	General farms										
1	Horses and mules excluding colts ... number	35	212	124	247	64	124	27	46	99	137
2	Cows and heifers kept mainly for milk ... number	35	140	162	769	93	358	35	186	167	552
3	beef ... number	5	63	18	94	1	3	4	39	2	7
4	Other cattle including calves ... number	33	363	158	1,289	81	453	40	300	136	771
5	Sows and gilts ... number	6	9	19	38	9	18	5	7	13	29
6	Other hogs excl pigs under 3 mos old ... number	13	45	46	197	19	50	10	65	30	133
	Cash-grain farms										
7	Horses and mules excluding colts ... number	304	4,032	2	6	32	92				
8	Cows and heifers kept mainly for milk ... number	273	840	4	16	33	162				
9	beef ... number	35	167			2	3				
10	Other cattle including calves ... number	237	1,421	4	17	33	151				
11	Sows and gilts ... number	46	92			3	8				
12	Other hogs excl pigs under 3 mos old ... number	100	419	1	2	8	67				
	Crop-specialty farms										
13	Horses and mules, excluding colts ... number	20	88	7	12	8	17	3	6	19	38
14	Cows and heifers kept mainly for milk ... number	17	41	2	9	8	36	1	6	10	39
15	beef ... number	2	3	2	21			1	5		
16	Other cattle including calves ... number	16	91	3	55	9	32	2	12	8	32
17	Sows and gilts ... number	2	3					1	1	1	2
18	Other hogs, excl pigs under 3 mos old ... number	4	12			1	1	2	35	1	1
	Fruit farms										
19	Horses and mules, excluding colts ... number	40	100	4	6	44	46			118	142
20	Cows and heifers kept mainly for milk ... number	40	56	18	21	34	70			91	146
21	beef ... number			1	2	1	1			4	6
22	Other cattle including calves ... number	20	53	18	33	29	65			65	134
23	Sows and gilts ... number					2	2			2	3
24	Other hogs excl pigs under 3 mos old ... number	11	144	1	5	6	10			6	10
	Truck farms										
25	Horses and mules excluding colts ... number	5	11	2	4					174	246
26	Cows and heifers kept mainly for milk ... number	3	5	1	2	1	2			37	150
27	beef ... number	1	1								
28	Other cattle including calves ... number	2	2	1	5	1	2			21	76
29	Sows and gilts ... number										
30	Other hogs, excl pigs under 3 mos old ... number	2	3							6	10
	Dairy farms										
31	Horses and mules excluding colts ... number	26	118	209	440	110	212	57	109	690	1,274
32	Cows and heifers kept mainly for milk ... number	30	283	307	4,020	158	1,219	78	1,021	1,041	15,079
33	beef ... number			15	119	1	3			19	115
34	Other cattle including calves ... number	28	412	296	4,018	156	1,154	74	1,122	1,003	10,312
35	Sows and gilts ... number	3	4	26	62	12	30	10	37	58	113
36	Other hogs excl pigs under 3 mos old ... number	12	59	61	286	19	104	17	131	109	550
	Animal-specialty farms										
37	Horses and mules excluding colts ... number	5	23	16	38	9	19	12	50	14	25
38	Cows and heifers kept mainly for milk ... number	5	22	19	118	9	23	7	45	16	98
39	beef ... number	1	20	13	492	2	7	10	92	1	3
40	Other cattle including calves ... number	5	69	24	827	11	27	11	164	19	255
41	Sows and gilts ... number	4	12	5	41	2	3	1	11	4	20
42	Other hogs, excl pigs under 3 mos old ... number	4	24	8	75	2	20			4	61
	Stock ranches										
43	Horses and mules excluding colts ... number	60	835								
44	Cows and heifers kept mainly for milk ... number	21	150								
45	beef ... number	33	1,311								
46	Other cattle including calves ... number	47	2,449					1	20		
47	Sows and gilts ... number	9	22								
48	Other hogs excl pigs under 3 mos old ... number	17	80								
	Poultry farms										
49	Horses and mules, excluding colts ... number	7	20	42	68	139	228	15	25	274	335
50	Cows and heifers kept mainly for milk ... number	9	27	94	306	218	720	35	110	485	1,188
51	beef ... number			5	12	5	9	1	2	7	8
52	Other cattle, including calves ... number	7	34	76	401	191	755	35	193	349	1,094
53	Sows and gilts ... number	1	1	7	13	7	24	3	10	14	30
54	Other hogs excl pigs under 3 mos old ... number	1	3	16	50	14	97	3	22	29	75
	Self-sufficing farms										
55	Horses and mules, excluding colts ... number	4	7	28	50	10	14	20	54	78	98
56	Cows and heifers kept mainly for milk ... number	7	10	76	135	16	23	26	38	140	274
57	beef ... number	1	5	7	19			1	1	6	9
58	Other cattle including calves ... number	5	26	76	234	16	60	20	60	109	282
59	Sows and gilts ... number			3	3					2	2
60	Other hogs excl pigs under 3 mos old ... number	1	5	8	15			3	3	16	37
	Abnormal and unclassified farms										
61	Horses and mules excluding colts ... number	46	310	64	152	21	27	23	60	212	331
62	Cows and heifers kept mainly for milk ... number	37	98	179	436	53	116	28	87	484	1,513
63	beef ... number	4	23	13	72			6	38	20	81
64	Other cattle including calves ... number	26	144	146	560	39	99	30	115	399	1,323
65	Sows and gilts ... number	3	5	12	25			2	2	18	553
66	Other hogs, excl pigs under 3 mos old ... number	5	9	27	122	8	12	5	17	57	3,205
	SPECIFIED ITEMS, BY TWO TYPES OF FARMS										
67	Steers, 2 years old and over — Ranches ... number		251								
68	Steers, 2 years old and over — All other ... number		155		314		29		74		161
69	Sheep, excluding lambs — Ranches ... number	40	34,848								
70	Sheep, excluding lambs — All other ... number	67	3,963	56	1,295	59	3,388	20	1,182	40	1,238
71	All cows milked — Dairy ... number	30	328	314	4,510	162	1,339	79	1,128	1,072	16,299
72	All cows milked — All other ... number	484	1,577	616	2,092	472	1,532	153	601	1,462	4,188
73	Of beef or dual-purpose breeding — Dairy ... number	7	39	42	324	4	29	7	36	81	913
74	Of beef or dual-purpose breeding — All other ... number	161	666	87	290	19	37	30	112	119	438
75	Milk produced — Dairy ... No and gals	30	191 587	314	3,361 892	162	953 036	79	939,438	1,072	14 258,239
76	Milk produced — All other ... No and gals	484	738,615	616	1,123,701	472	960,783	153	322,718	1,462	2,730,436
77	Production, per cow — Dairy ... gallons		584		745		712		833		875
78	Production, per cow — All other ... gallons		468		537		627		537		652
79	Whole milk sold — Dairy ... gallons		82,671		2,738,773		570 923		617,244		11,232,667
80	Whole milk sold — All other ... gallons		16,749		437,162		159 163		49 834		1,394 015
81	Cream sold as butterfat — Dairy ... pounds		29,896		162,052		120,636		86,901		778,786
82	Cream sold as butterfat — All other ... pounds		122,574		117 621		192, 436		46, 658		182,477
83	Chickens over 3 months old on farms, Apr 1, 1930 — Poultry ... number	14	3,196	139	59 770	310	170,292	50	23, 554	1,159	732,897
84	Chickens over 3 months old on farms, Apr 1, 1930 — All other ... number	543	27,576	797	39,044	388	28 587	168	7 701	2,106	1,29 798
85	Chicken eggs produced — Poultry ... dozens		40, 533		751 629		2,090 200		300 928		8,704 069
86	Chicken eggs produced — All other ... dozens		249 034		298, 653		241,290		74 811		1,053, 840
87	Production, per chicken on hand — Poultry ... dozens		12 7		12. 6		12. 3		12 8		11 9
88	Production, per chicken on hand — All other ... dozens		9 0		7 6		8. 4		9 7		8. 1

LIVESTOCK PRODUCTS, 1929, BY TYPE OF FARM—Continued

bottom of p 8]

KITSAP		KITTITAS		KLICKITAT		LEWIS		LINCOLN		MASON		OKANOGAN		PACIFIC		
Farms reporting	Animals or quantity	Farms reporting	Animals or quantity	Farms reporting	Animals or quantity	Farms reporting	Animals or quantity	Farms reporting	Animals or quantity	Farms reporting	Animals or quantity	Farms reporting	Animals or quantity	Farms reporting	Animals or quantity	
58	77	144	699	73	289	297	637	76	422	44	78	254	1,372	29	79	1
110	274	160	1,056	77	386	371	1,785	80	351	56	245	230	1,258	55	216	2
2	10	26	384	14	138	21	126	19	114	8	40	69	517	7	44	3
85	228	155	2,159	75	883	362	2,460	83	672	55	382	238	2,874	51	323	4
9	41	68	131	22	54	73	158	15	24	3	7	58	92	2	2	5
24	230	63	601	35	228	99	566	35	236	19	62	113	411	5	17	6
-	-	116	647	291	3,146	43	122	983	15,220	-	-	121	1,145	-	-	7
-	-	112	627	243	812	47	193	905	2,883	-	-	84	472	-	-	8
-	-	16	112	80	714	1	25	150	960	-	-	40	382	-	-	9
-	-	107	962	257	3,032	36	345	877	5,788	-	-	97	1,549	-	-	10
-	-	34	63	160	653	7	10	188	406	-	-	35	89	-	-	11
-	-	48	162	159	2,281	6	73	364	2,554	-	-	50	299	-	-	12
2	8	123	719	33	133	17	44	5	32	-	-	97	497	-	-	13
3	8	111	590	24	94	18	79	7	16	-	-	57	183	-	-	14
-	-	11	126	6	63	2	2	1	6	-	-	18	110	-	-	15
3	8	108	990	24	178	15	129	5	34	-	-	54	350	-	-	16
1	2	37	60	3	8	4	8	1	4	-	-	6	22	-	-	17
-	-	35	274	10	41	8	35	1	23	-	-	20	112	-	-	18
47	51	12	25	33	67	29	56	22	56	12	17	297	668	3	5	19
16	24	18	51	39	69	31	81	19	40	5	8	298	654	8	18	20
-	-	2	2	3	9	-	-	4	34	-	-	17	207	-	-	21
9	19	15	55	25	71	28	103	19	93	4	8	175	828	9	35	22
2	3	-	-	1	4	1	1	6	15	-	-	20	51	-	-	23
5	21	2	7	6	80	3	5	13	103	1	1	68	335	2	8	24
10	11	2	6	10	22	9	12	-	-	-	-	12	25	3	20	25
3	5	3	19	9	10	2	4	-	-	-	-	9	13	1	1	26
1	2	1	7	-	-	-	-	-	-	-	-	-	-	-	-	27
1	1	2	11	5	6	2	11	-	-	-	-	6	10	2	8	28
-	-	1	1	1	5	-	-	-	-	-	-	2	2	-	-	29
-	-	-	-	1	10	-	-	-	-	-	-	2	9	-	-	30
109	166	146	565	94	322	720	1,628	63	355	60	119	260	1,085	113	391	31
191	1,200	196	2,034	105	1,149	838	7,176	75	953	83	889	267	3,050	169	2,313	32
2	8	17	121	7	32	22	111	5	22	7	44	29	278	17	132	33
168	792	195	2,772	105	1,359	802	7,622	78	1,252	85	909	268	4,944	165	2,622	34
17	26	54	120	31	67	99	191	16	23	13	32	55	75	28	67	35
25	89	85	480	45	174	183	1,012	25	200	21	181	146	705	53	275	36
1	2	27	151	73	557	52	143	20	113	8	20	151	1,099	10	27	37
4	14	27	108	50	207	46	340	16	89	4	15	104	681	10	65	38
-	-	14	840	45	1,146	13	159	11	194	7	128	88	2,239	6	179	39
2	18	31	1,543	67	2,607	54	930	19	458	10	176	144	5,467	10	343	40
2	13	11	89	21	104	21	108	10	36	2	3	26	69	2	4	41
1	4	12	217	39	557	25	551	14	330	2	36	70	631	4	21	42
-	-	34	525	87	468	-	-	24	231	-	-	110	967	9	36	43
-	-	21	122	22	129	-	-	18	126	-	-	73	506	5	34	44
-	-	25	1,423	25	772	-	-	20	1,202	-	-	66	2,204	7	376	45
-	-	34	4,607	37	1,662	-	-	29	2,295	-	-	101	5,255	10	427	46
-	-	7	15	10	48	-	-	4	7	-	-	20	40	1	3	47
-	-	7	70	8	137	-	-	8	47	-	-	43	217	2	13	48
191	217	10	26	10	24	359	1,119	7	24	31	46	25	105	29	47	49
344	725	11	55	9	26	493	1,724	13	30	40	119	21	92	67	309	50
11	18	-	-	-	-	13	218	1	7	2	27	1	5	4	8	51
232	496	9	60	6	22	403	1,668	12	76	32	152	20	169	62	403	52
12	24	2	4	-	-	34	49	2	6	2	5	3	7	3	12	53
20	41	3	9	1	1	52	141	1	9	6	20	4	12	5	10	54
39	49	12	25	32	78	109	217	32	86	30	66	123	533	8	11	55
63	105	10	15	28	70	182	421	25	56	31	54	79	157	31	65	56
2	2	-	-	-	-	5	15	7	18	3	7	25	89	1	2	57
52	100	7	15	22	118	147	410	25	112	27	59	78	317	27	70	58
1	1	2	3	5	8	23	20	2	5	-	-	4	4	1	1	59
7	14	2	9	7	16	24	74	8	27	10	13	18	31	3	7	60
67	85	44	138	73	207	306	523	38	309	55	110	239	1,051	30	44	61
216	360	48	187	83	228	611	1,469	36	101	81	192	156	433	105	232	62
4	11	2	5	9	98	22	306	7	35	3	47	39	450	9	82	63
154	293	40	160	72	358	460	1,667	40	259	68	261	136	889	85	336	64
13	45	5	6	8	16	54	65	5	8	5	6	15	40	3	3	65
15	273	15	55	22	68	71	248	9	89	10	17	41	854	9	40	66
-	-	-	1,315	-	378	-	-	-	888	-	-	-	1,170	-	26	67
-	16	-	590	-	1,128	-	380	-	568	-	34	-	2,350	-	180	68
-	-	22	52,764	27	31,409	-	-	9	11 599	-	-	44	36,605	4	301	69
26	351	162	11,429	152	10,371	152	5,380	151	7,047	18	477	132	8,865	17	290	70
195	1,271	203	2,265	108	1,232	870	8,170	78	985	86	965	276	3,368	173	2,412	71
785	1,608	550	3,268	621	2,167	1,880	6,474	1,160	4,023	237	741	1,213	5,160	291	1,058	72
11	23	26	232	13	96	44	272	11	83	16	182	79	735	17	138	73
47	91	117	595	133	493	120	883	290	970	52	167	333	1,876	41	143	74
195	951,173	203	1,608,071	108	818,801	870	5,385,596	78	675,387	86	641,326	276	2,117 286	173	1,511,074	75
785	1,002,732	550	2,111,144	621	1,148,118	1,880	8,616,357	1,160	1,836,624	237	389,786	1,213	2,633,402	291	519,805	76
-	748	-	710	-	665	-	659	-	686	-	665	-	629	-	626	77
-	634	-	646	-	630	-	659	-	457	-	526	-	510	-	491	78
-	693,612	-	274,027	-	194,654	-	3,556,684	-	409,924	-	439,441	-	186,297	-	889,777	79
-	195,560	-	33,877	-	32,359	-	1,144,965	-	150,238	-	59,120	-	42,819	-	111 666	80
-	46,912	-	359,073	-	199,468	-	369,543	-	77 283	-	56,285	-	605,575	-	173,139	81
-	73,984	-	606,718	-	217,990	-	448,818	-	304,303	-	57 948	-	570,079	-	64,250	82
399	277,163	15	6,420	14	2,743	597	275,959	17	5,350	62	32,375	35	6,150	78	28,110	83
630	37 150	744	39,994	774	30,038	2,196	114,719	1,322	76,976	306	12,551	1,545	60,512	357	13,574	84
-	3,440,845	-	71 262	-	33,360	-	3,712,779	-	57 630	-	394,306	-	75,722	-	341,911	85
-	306,133	-	336,622	-	269,902	-	1,165,657	-	583,703	-	111 406	-	525,508	-	112,835	86
-	12.4	-	11 1	-	12 2	-	13.5	-	10.8	-	12 2	-	12 3	-	12 2	87
-	8 2	-	9.7	-	9.0	-	10.2	-	7 6	-	8.9	-	8.7	-	8.3	88

COUNTY TABLE IV.—SPECIFIED LIVESTOCK, 1930, AND

[See NOTE,

	TYPE OF FARM, BY CLASS OF ANIMALS (See definitions in Introduction)	PEND OREILLE		PIERCE		SAN JUAN		SKAGIT		SKAMANIA		SNOHOMISH	
		Farms reporting	Animals or quantity	Farms reporting	Animals or quantity	Farms reporting	Animals or quantity	Farms reporting	Animals or quantity	Farms reporting	Animals or quantity	Farms reporting	Animals or quantity
	General farms												
1	Horses and mules, excluding colts ... number	122	314	139	217	86	172	147	346	26	51	142	219
2	Cows and heifers kept mainly for milk ... number	116	551	218	616	112	459	206	1,121	35	114	232	734
3	beef ... number	20	146	14	48	9	23	5	14			11	39
4	Other cattle, including calves ... number	125	1,028	170	787	106	524	189	1,482	29	123	205	883
5	Sows and gilts ... number	18	47	19	29	12	17	18	27	5	7	20	43
6	Other hogs, excl pigs under 3 mos old ... number	45	294	36	230	24	56	38	344	9	34	44	253
	Cash-grain farms												
7	Horses and mules, excluding colts ... number	5	13			5	9	57	287			9	57
8	Cows and heifers kept mainly for milk ... number	5	25			6	34	66	640			7	30
9	beef ... number	2	5					5	21			1	15
10	Other cattle, including calves ... number	6	44			6	31	63	908			8	41
11	Sows and gilts ... number	1	2			1	1	11	36			1	2
12	Other hogs, excl pigs under 3 mos old ... number	2	4			3	7	16	279			3	7
	Crop-specialty farms												
13	Horses and mules, excluding colts ... number	46	211	31	66	2	5	64	163	5	12	31	58
14	Cows and heifers kept mainly for milk ... number	30	115	19	54	4	17	60	400	5	16	26	111
15	beef ... number	8	68									2	9
16	Other cattle, including calves ... number	32	285	15	102	4	29	56	499	2	25	21	100
17	Sows and gilts ... number	2	2	1	3	1	4	6	9	2	2	1	4
18	Other hogs, excl pigs under 3 mos old ... number	5	33	4	11			11	59	2	4	8	15
	Fruit farms												
19	Horses and mules, excluding colts ... number			349	396	19	36	40	55	25	47	63	84
20	Cows and heifers kept mainly for milk ... number			304	459	18	41	41	127	28	59	64	167
21	beef ... number			8	9	2	15			2	14	1	1
22	Other cattle, including calves ... number			182	359	14	69	31	148	23	69	50	142
23	Sows and gilts ... number			8	14	1	2	3	10	3	15	1	2
24	Other hogs, excl pigs under 3 mos old ... number			36	91	5	15	5	7	5	55	5	12
	Truck farms												
25	Horses and mules, excluding colts ... number			62	103	3	13	10	19			15	24
26	Cows and heifers kept mainly for milk ... number			16	23	9	43	8	27			9	52
27	beef ... number			1	1							1	3
28	Other cattle, including calves ... number			8	17	11	31	6	26			8	45
29	Sows and gilts ... number					1	2					1	3
30	Other hogs, excl pigs under 3 mos old ... number			2	7	1	1					1	14
	Dairy farms												
31	Horses and mules, excluding colts ... number	50	117	430	825	79	183	701	1,466	26	58	811	1,487
32	Cows and heifers kept mainly for milk ... number	64	592	645	8,325	91	831	1,109	10,993	31	206	1,237	14,043
33	beef ... number	12	79	12	65	1	1	17	102			31	132
34	Other cattle, including calves ... number	67	783	624	6,317	89	1,181	1,059	10,226	29	294	1,203	10,331
35	Sows and gilts ... number	4	6	85	146	19	35	36	98	4	13	43	111
36	Other hogs, excl pigs under 3 mos old ... number	22	81	140	736	27	169	109	495	6	40	115	373
	Animal-specialty farms												
37	Horses and mules, excluding colts ... number	24	72	13	33	8	18	6	17	3	7	15	22
38	Cows and heifers kept mainly for milk ... number	17	95	12	82	12	33	7	33	4	26	14	65
39	beef ... number	11	172	6	131	1	1	1	2	1	4	2	9
40	Other cattle including calves ... number	21	473	16	341	10	75	6	124	5	28	15	119
41	Sows and gilts ... number	3	23	8	166	1	1	2	12			8	46
42	Other hogs, excl pigs under 3 mos old ... number	8	146	8	257	1	3	3	38	1	8	10	204
	Stock ranches												
43	Horses and mules, excluding colts ... number					6	14						
44	Cows and heifers kept mainly for milk ... number					2	2						
45	beef ... number					3	15						
46	Other cattle, including calves ... number					4	104						
47	Sows and gilts ... number					1	1						
48	Other hogs, excl pigs under 3 mos old ... number					1	2						
	Poultry farms												
49	Horses and mules, excluding colts ... number	11	23	337	453	28	52	130	204	7	16	243	289
50	Cows and heifers kept mainly for milk ... number	7	27	628	1,493	45	158	238	892	6	8	495	1,089
51	beef ... number			15	25	2	6	3	3			13	16
52	Other cattle, including calves ... number	8	49	474	1,544	43	153	215	955	4	6	394	951
53	Sows and gilts ... number			29	44			9	19			17	32
54	Other hogs, excl pigs under 3 mos old ... number	1	1	56	213	4	8	27	144	1	2	48	106
	Self-sufficing farms												
55	Horses and mules excluding colts ... number	43	82	94	117	14	20	38	53	22	41	79	105
56	Cows and heifers kept mainly for milk ... number	39	83	196	320	27	52	87	175	36	73	144	238
57	beef ... number	3	17	7	17	1	1			1	6	6	22
58	Other cattle, including calves ... number	37	167	144	332	22	44	69	178	22	62	115	298
59	Sows and gilts ... number	5	6	4	4	2	2	2	3	2	2	3	6
60	Other hogs, excl pigs under 3 mos old ... number	11	26	20	38	4	4	7	16	4	11	26	87
	Abnormal and unclassified farms												
61	Horses and mules, excluding colts ... number	126	474	290	501	21	36	143	232	31	56	207	334
62	Cows and heifers kept mainly for milk ... number	107	214	519	1,326	34	71	249	1,041	38	83	523	1,217
63	beef ... number	19	129	17	60	2	2	8	42			18	50
64	Other cattle, including calves ... number	103	434	392	1,360	29	71	289	1,279	29	137	415	1,266
65	Sows and gilts ... number	11	32	38	253	1	46	11	49	1	1	18	37
66	Other hogs, excl pigs under 3 mos old ... number	25	98	76	1,836	7	10	43	577	9	14	77	437
	SPECIFIED ITEMS, BY TWO TYPES OF FARMS												
67	Steers, 2 years old and over — Ranches ... number												
68	Steers, 2 years old and over — All other ... number		255		181		24		243		19		143
69	Sheep, excluding lambs — Ranches ... number					12	2,891						
70	Sheep, excluding lambs — All other ... number	35	1,036	55	1,115	134	8,886	83	3,288	22	1,768	69	1,515
71	All cows milked — Dairy ... number	67	627	602	8,889	92	895	1,133	12,359	31	228	1,280	15,291
72	All cows milked — All other ... number	345	1,260	2,020	4,859	280	965	1,112	4,891	148	372	1,602	4,018
73	Of beef or dual purpose breeding — Dairy ... number	31	189	43	315	4	11	54	304	4	22	56	365
74	Of beef or dual purpose breeding — All other ... number	112	405	168	422	10	28	40	156	16	29	83	207
75	Milk produced — Dairy ... No and gals	67	386,465	662	7,477,194	92	658,213	1,133	10,156,095	31	152,629	1,280	12,078,399
76	Milk produced — All other ... No and gals	345	639,923	2,020	3,052,052	280	661,382	1,112	3,612,203	148	207,802	1,602	2,545,535
77	Production, per cow — Dairy ... gallons		616		841		735		822		669		790
78	Production, per cow — All other ... gallons		508		628		685		739		559		634
79	Whole milk sold — Dairy ... gallons		112,315		4,884,263		46,548		9,358,604		33,454		10,979,450
80	Whole milk sold — All other ... gallons		35,052		641,357		7,247		2,775,408		14,251		1,044,811
81	Cream sold as butterfat — Dairy ... pounds		78,534		725,716		188,401		74,960		32,986		246,891
82	Cream sold as butterfat — All other ... pounds		118,659		366,867		142,249		66,869		33,250		267,287
83	Chickens over 3 months old on farms, Apr 1, 1930 — Poultry ... number	12	2,527	1,131	550,693	58	18,474	344	175,957	15	2,827	1,021	532,391
84	Chickens over 3 months old on farms, Apr 1, 1930 — All other ... number	406	15,713	2,187	143,054	338	18,179	1,725	105,041	193	6,125	2,100	118,470
85	Chicken eggs produced — Poultry ... dozens		83,251		6,815,188		217,559		2,054,061		38,401		8,920,078
86	Chicken eggs produced — All other ... dozens		131,934		1,260,504		152,086		954,494		49,033		1,044,999
87	Production, per chicken on hand — Poultry ... dozens		13.2		12.4		11.5		11.7		13.6		13.0
88	Production, per chicken on hand — All other ... dozens		8.4		8.8		8.4		9.1		8.0		8.8

LIVESTOCK PRODUCTS, 1929, BY TYPE OF FARM—Continued

bottom of p. 8]

SPOKANE		STEVENS		THURSTON		WAHKIAKUM		WALLA WALLA		WHATCOM		WHITMAN		YAKIMA		
Farms reporting	Animals or quantity	Farms reporting	Animals or quantity	Farms reporting	Animals or quantity	Farms reporting	Animals or quantity	Farms reporting	Animals or quantity	Farms reporting	Animals or quantity	Farms reporting	Animals or quantity	Farms reporting	Animals or quantity	
461	1,523	557	1,891	136	268	18	27	101	351	171	330	112	477	462	1,548	1
403	1,495	557	2,689	185	692	20	94	118	511	280	1,305	127	437	495	2,508	2
19	69	95	495	11	33	6	53	7	68	8	27	12	52	19	95	3
389	2,046	561	5,272	150	898	19	149	105	748	252	1,444	120	666	434	3,334	4
102	232	140	241	14	29	2	3	20	67	21	62	53	167	161	333	5
139	964	236	1,214	44	144	7	32	44	276	33	204	53	494	214	1,585	6
826	6,224	109	512	10	29	----	----	444	9,349	13	33	1,871	23,721	273	1,593	7
752	2,505	82	361	7	38	----	----	395	1,343	10	37	1,787	5,749	173	692	8
45	356	17	209	----	----	----	----	40	473	----	----	256	1,756	21	161	9
677	3,470	88	886	6	68	----	----	356	2,402	9	43	1,654	10,976	133	1,076	10
241	668	28	53	1	1	----	----	130	433	1	3	922	3,024	40	84	11
214	1,407	42	293	2	16	----	----	189	2,141	1	1	814	9,929	65	345	12
218	955	104	318	14	24	8	16	95	431	38	88	50	328	1,305	5,327	13
163	360	67	224	12	56	12	53	79	267	41	154	45	129	1,135	4,490	14
7	24	3	26	4	15	2	8	5	35	3	8	2	12	44	418	15
124	505	65	394	13	112	11	92	65	317	26	143	35	228	900	5,463	16
48	196	4	12	3	8	2	6	14	33	3	10	24	190	309	698	17
38	341	16	58	3	4	3	5	22	116	3	7	27	418	375	2,206	18
164	293	36	74	96	131	----	----	59	130	41	61	21	62	1,536	3,218	19
115	185	34	82	87	177	----	----	60	120	42	128	23	55	1,254	2,373	20
5	6	2	4	3	5	----	----	----	----	----	----	3	42	39	87	21
54	98	27	80	58	157	----	----	38	89	38	149	18	128	735	1,951	22
21	52	4	4	5	8	----	----	4	4	3	7	6	26	122	286	23
37	192	11	208	12	18	----	----	6	36	5	12	8	49	197	1,150	24
92	170	5	10	6	8	----	----	147	260	10	16	9	20	100	271	25
49	81	3	4	2	3	----	----	61	64	9	31	7	20	60	155	26
----	----	----	----	----	----	----	----	2	2	----	----	----	----	10	14	27
27	58	3	22	1	2	----	----	28	38	6	28	4	21	48	171	28
7	13	----	----	----	----	----	----	2	2	----	----	----	----	13	16	29
14	118	1	1	----	----	----	----	20	51	1	12	----	----	18	39	30
431	1,510	479	1,507	322	637	142	240	105	366	1,039	2,103	54	205	400	1,409	31
515	5,179	516	4,332	423	3,869	223	2,990	139	1,828	1,488	14,482	79	717	475	5,194	32
24	158	23	135	10	57	8	66	4	27	39	188	2	9	11	45	33
495	5,302	510	5,786	411	4,471	226	2,926	137	1,517	1,427	13,370	74	747	453	5,040	34
37	56	97	100	58	92	44	118	27	63	58	108	16	29	115	283	35
98	611	189	784	116	614	100	693	39	167	126	491	29	156	153	1,048	36
47	202	150	667	22	46	----	----	14	72	18	36	39	242	98	640	37
44	179	121	693	22	135	----	----	16	30	22	124	35	109	100	1,038	38
7	160	57	927	5	88	----	----	3	73	3	15	13	138	30	1,051	39
39	498	150	2,852	23	395	----	----	15	264	19	249	35	315	108	2,894	40
15	77	51	163	9	39	----	----	9	58	4	23	31	170	43	188	41
20	246	65	979	10	177	----	----	8	695	9	125	28	787	58	1,102	42
21	150	6	29	4	16	----	----	14	124	----	----	23	308	47	592	43
12	78	5	22	2	22	----	----	9	40	----	----	14	56	32	210	44
12	220	6	130	5	87	----	----	2	77	----	----	19	666	10	895	45
21	932	7	365	5	225	----	----	11	144	----	----	25	1,871	33	2,254	46
4	4	3	8	2	2	----	----	2	18	----	----	7	17	3	13	47
----	----	2	51	2	11	----	----	2	4	----	----	10	111	6	29	48
133	284	41	114	109	182	7	9	14	35	466	728	10	46	51	114	49
154	331	44	170	169	498	14	48	23	46	819	3,313	21	54	75	201	50
5	27	2	3	7	11	----	----	1	1	10	59	2	4	1	5	51
116	375	42	251	137	511	11	54	17	41	740	3,312	17	58	44	167	52
10	20	5	7	4	9	----	----	2	4	24	31	4	8	5	7	53
20	95	11	121	19	121	----	----	1	16	64	223	6	77	13	78	54
166	358	186	325	52	74	12	14	26	75	37	51	23	60	39	102	55
166	304	166	404	68	126	18	63	27	53	74	139	39	67	51	87	56
11	25	28	207	6	16	2	7	1	1	----	----	----	----	----	----	57
118	334	160	732	50	133	17	72	17	38	66	204	28	68	33	64	58
14	18	15	21	3	4	----	----	2	3	4	7	5	6	4	5	59
30	70	51	131	13	38	7	10	4	11	6	11	7	17	13	34	60
332	785	341	883	195	304	22	30	63	210	186	320	71	372	213	784	61
329	843	280	795	321	796	59	211	96	284	462	1,221	109	220	214	681	62
8	17	24	331	25	215	5	15	4	6	16	68	7	54	10	294	63
229	896	238	1,198	237	805	57	223	67	206	378	1,249	74	548	149	969	64
35	163	34	44	13	20	1	1	11	42	11	18	23	64	33	169	65
65	1,339	73	217	35	77	6	25	17	396	49	272	32	274	58	511	66
----	189	----	61	----	57	----	----	----	17	----	----	----	359	----	561	67
----	373	----	1,316	----	122	----	53	----	301	----	251	----	962	----	1,441	68
3	26	3	2,000	3	372	----	----	14	25,735	----	----	13	22,139	50	109,341	69
154	4,839	218	12,918	69	2,781	15	306	142	7,838	87	2,397	387	18,343	329	30,287	70
531	6,047	527	4,748	433	4,374	229	3,044	142	1,685	1,547	16,209	81	810	482	5,897	71
2,357	7,080	1,437	6,149	893	2,599	129	475	915	2,892	1,830	7,040	2,304	7,553	3,733	13,063	72
79	579	85	683	47	385	9	43	10	67	73	332	9	48	11	46	73
317	933	436	1,887	103	342	3	9	83	252	56	146	433	1,468	183	533	74
531	4,362,771	587	3,177,773	433	2,967,123	229	2,038,292	142	1,215,986	1,547	12,247,194	81	642,894	482	4,373,366	75
2,357	4,014,357	1,437	3,204,862	893	1,352,838	129	258,015	915	1,636,025	1,830	4,493,568	2,304	4,092,708	3,733	8,797,040	76
----	721	----	649	----	678	----	670	----	721	----	756	----	794	----	768	77
----	587	----	331	----	532	----	543	----	556	----	638	----	542	----	673	78
----	3,290,051	----	799,652	----	1,745,336	----	141,563	----	560,771	----	10,938,096	----	393,351	----	1,988,450	79
----	807,162	----	136,484	----	268,015	----	3,989	----	265,169	----	2,834,206	----	264,522	----	1,839,620	80
----	308,498	----	664,936	----	316,313	----	625,091	----	194,902	----	269,542	----	54,392	----	667,683	81
----	534,733	----	616,453	----	183,280	----	47,561	----	359,549	----	274,122	----	712,488	----	1,510,065	82
339	107,312	53	6,857	249	98,841	14	5,415	34	8,638	1,124	625,421	36	6,184	107	40,513	83
3,040	167,168	2,010	71,479	1,191	57,135	267	11,416	1,108	60,640	2,050	156,491	2,396	142,117	4,650	201,481	84
----	1,237,743	----	121,085	----	1,278,213	----	57,983	----	75,739	----	8,305,588	----	69,846	----	473,181	85
----	1,282,636	----	641,295	----	469,705	----	102,759	----	466,207	----	1,499,360	----	1,117,265	----	1,488,650	86
----	11.5	----	12.9	----	12.8	----	10.7	----	8.8	----	13.3	----	11.3	----	11.7	87
----	7.7	----	9.0	----	8.2	----	9.0	----	7.7	----	9.6	----	7.9	----	7.4	88

COUNTY TABLE V.—TYPE OF

[See NOTE,

	TYPE AND SIZE (See definitions in Introduction)	THE STATE	Adams	Asotin	Benton	Chelan	Clallam	Clark	Columbia	Cowlitz	Douglas	Ferry	Franklin
	General farms	*Number*	*Number*	*Number*	*Number*	*Number*	*Number*	*Number*	*Number*	*Number*	*Number*	*Number*	*Number*
1	Under 10 acres	683	3	32	34	7	5	28	4	9	1		
2	10 to 19 acres	834		6	59	2	10	57	2	7	1		8
3	20 to 49 acres	1,794		3	98	6	30	177	9	39		4	11
4	50 to 99 acres	1,240		1	19	10	20	104	7	48	1	14	2
5	100 to 174 acres	1,259	1	3	2	14	27	80	10	39	5	50	4
6	175 to 259 acres	431	2	7		14	5	4	6	8	4	15	
7	260 to 499 acres	573	7	7		12	5	4	8	3	15	30	
8	500 to 999 acres	240	3	1	1	6		1	8	1	23	12	2
9	1 000 acres and over	67	3	1	3	1			3		16	1	
	Cash-grain farms												
10	Under 20 acres	44			1		1	3					
11	20 to 49 acres	214		1			1	13	4		1	1	
12	50 to 99 acres	354	1	1	7		1	6	4		1	3	
13	100 to 174 acres	764	5	5	1	2		6	16		13	6	5
14	175 to 259 acres	560	2	5	1	1		1	25		6	2	1
15	260 to 499 acres	2,021	116	36	2	1			74		96	5	7
16	500 to 999 acres	2,451	269	41	18	3			113		199	1	35
17	1 000 to 4 999 acres	1,953	292	63	45				70		168		111
18	5,000 to 9,999 acres	45	5	1	1				2		5		7
19	10 000 acres and over	3											1
	Crop-specialty farms												
20	Under 10 acres	133		5	14			7	1	1		1	
21	10 to 19 acres	308		2	54	2	6	13		3		1	4
22	20 to 49 acres	1 177		1	129	7	17	73	2	5	2	4	7
23	50 to 99 acres	934		1	69	6	12	38	2	7		8	2
24	100 to 174 acres	625	1		14	6	2	23		3	1	15	2
25	175 to 259 acres	222	1	1	7	3	3	7		3		6	
26	260 to 499 acres	233	1	3	10	9	1	3		1	6	7	1
27	500 to 999 acres	81				4	1		3		2	1	
28	1 000 acres and over	36	1		2	1			1		3		
	Fruit farms												
29	Under 3 acres	256		28	2	49	1	1	2		4		
30	3 to 9 acres	2,353		89	79	522	2	74	3	5	113		
31	10 to 19 acres	2,952		26	161	550	2	131	2	10	152		6
32	20 to 49 acres	2,787		13	166	366		257	7	23	89		7
33	50 to 99 acres	800			34	123		90	5	13	31		1
34	100 to 174 acres	406		1	13	94	1	46	1	8	22		
35	175 to 259 acres	141		1	2	33	2	13	5	1	7		
36	260 to 499 acres	110		1		31	1	4		1	9		
37	500 acres and over	60		1		16					7		
	Truck farms												
38	Under 3 acres	49			1	3				1			
39	3 to 9 acres	386		3	17			1		2	1		2
40	10 to 19 acres	361		2	21	1		9		2	1		9
41	20 to 49 acres	324		1	19	1		14			4		21
42	50 to 99 acres	99			3			4		2			
43	100 to 259 acres	57		1	1			2					2
44	260 acres and over	18				1					1		
	Dairy farms												
45	Under 10 acres	493		15	10	3	7	9	1	10	1		
46	10 to 19 acres	993		3	47	3	26	31	2	6	1		4
47	20 to 49 acres	3,856	1	3	78	3	91	228	4	61		4	5
48	50 to 99 acres	3 160		2	31	2	91	248	2	81		7	5
49	100 to 174 acres	2,387	3	2	9	13	78	185	3	77	3	20	3
50	175 to 259 acres	767	3	2	4	2	27	53	4	26		7	
51	260 to 499 acres	727	7	3	2	20	13	29	2	22	8	17	1
52	500 to 999 acres	250	3	2	3	2		7		5	3	7	1
53	1 000 acres and over	90	1	1	2	2				2	10		
	Animal-specialty farms												
54	Under 20 acres	86		1	2			4		1		1	
55	20 to 49 acres	142			9	1	2	8		1		2	
56	50 to 99 acres	194		1	4	1		9	8	9		8	
57	100 to 174 acres	279		2	3	1	7	4	1	4	1	27	
58	175 to 259 acres	131		1	1	3	2	3	1	2	1	16	
59	260 to 499 acres	208		2	1	3	1	4		3		13	
60	500 to 999 acres	120		2		1			1	1	8	3	
61	1 000 acres and over	82			2	1			1		10		
	Stock ranches												
62	Under 3 acres	24			3								6
63	3 to 99 acres	23			1	1						1	1
64	100 to 174 acres	45		2						1		4	
65	175 to 259 acres	21				1				1			
66	260 to 499 acres	84		4	1					1	1	10	
67	500 to 999 acres	132		14	1	1			7		2	7	1
68	1,000 to 4 999 acres	240	6	11	5	1			9	1	8	6	2
69	5 000 to 9 999 acres	61	4	3	3				4		2	1	6
70	10 000 acres and over	55	6	2	4	1							7
	Poultry farms												
71	Under 3 acres	741	3	3	4	3	3	12		12	1		
72	3 to 9 acres	2,324	1	10	16	5	10	114		28	2	1	
73	10 to 19 acres	1,960	1	2	22	2	14	107		23	4		
74	20 to 49 acres	2 338	2	3	28	4	8	159		47			
75	50 to 99 acres	776	1		3	1	14	62		21	1	3	
76	100 to 174 acres	322			3	3	6	16		11	2	6	
77	175 to 259 acres	94			1	2	1	4		4		2	
78	260 to 499 acres	54			1			1		5	4		
79	500 acres and over	24				1		1			5	1	
	Self-sufficing farms												
80	Under 3 acres	53											
81	3 to 9 acres	735	1	12	15	7	5	42	4	11	3		
82	10 to 19 acres	714		2	5	7	3	58	5	14	1	2	
83	20 to 49 acres	943		2	2	11	15	53	8	43	1	11	
84	50 to 99 acres	408				9	11	26	3	26		11	
85	100 to 174 acres	501	4	4		12	9	8	5	21		48	
86	175 to 259 acres	120	1			3		4	5	4	3	8	
87	260 acres and over	97	3	1		2				2	3	14	
	Abnormal farms												
88	Under 3 acres	450	1	8	12	22	3	8	1	6	9		
89	3 to 9 acres	2,799	4	52	58	28	10	175	19	42	9	1	1
90	10 to 19 acres	2,148	3	5	44	19	19	147	4	32	7	3	9
91	20 to 49 acres	2,400	4	3	21	18	40	125	5	85	2	9	6
92	50 to 99 acres	900	5	5	1	14	20	48	4	35	5	20	
93	100 to 174 acres	707	3	4	1	14	12	25	2	17	2	35	2
94	175 to 259 acres	148		1	2	5	1	2	2	2	3	8	
95	260 to 499 acres	183	2	3	1	5	1	2	1	2	2	10	3
96	500 acres and over	108	1	2	2	6	1	2		1	5		

FARM, BY SIZE, 1930

bottom of p 8]

Garfield	Grant	Grays Harbor	Island	Jefferson	King	Kitsap	Kittitas	Klickitat	Lewis	Lincoln	Mason	Okanogan	Pacific	Pend Oreille	Pierce	
Number	Number	Number	Number	Number	Number	Number	Number	Number	Number	Number	Number	Number	Number	Number	Number	
	4	19	6	1	86	26	7		23	1	4	12	9		57	1
	5	14	16	7	65	34	10	1	14	2	8	17	11	2	82	2
3	9	57	37	12	65	56	7	11	126	2	24	26	11	15	88	3
1	8	53	26	10	25	15	37	13	117	8	17	50	9	23	32	4
	5	33	9	10	9	7	70	17	101	19	7	51	11	48	12	5
1	1	7	4	2	1		18	14	19	8	7	21	5	20	7	6
4	7	12	3	2	8		22	22	7	24	6	88		25	4	7
8	5	2	1		1		3	12	3	16	1	42	1	9	2	8
	4	1					5	2		9		6		1		9
			1				1		1							10
1		2	12				7	3	15	1				1		11
1	2		6				32	1	16			4		2		12
13	12	2	8				43	14	17	20		17		1		13
14		1	9				20	15	8	21		14				14
67	41		4				24	79	7	209		45		3		15
105	141		2				10	115	1	456		40		1		16
97	150						1	84		385		13				17
1	1							3		8						18
										1						19
	2		1		10		1		3			6			2	20
	2	2	2		7		2	2	5			7			10	21
	6	3	3	1	23	2		7	7			19		5	12	22
	6	5	6	1	3		42	7	8			18		7	9	23
	4	1	3	1	4	1	41	19	4	3		36		22	3	24
	6	1	1		1		20	6	3			5		13		25
	2						24	7	5	1		21		8	1	26
							13	1		2		13		6		27
	2						2	3		1		4		1		28
	1				7	3	1					10	1		94	29
	12	19	16		137	13	2	5	9	1	1	109	11		387	30
	22	12	41		112	34	5	22	7	6	2	160	12		245	31
3	20	5	27		62	26	7	46	18	5	12	197	6		106	32
3	10	1	10		14	2	6	21	14	3	1	56	5		16	33
2	3		3		1	2	2	9	3	5	2	50	5		4	34
2	3				1			6	2	4	1	19			1	35
1	6						1	5	1	1		13				36
2	4					1	1	3		4		12				37
		1			21		1	2							2	38
1		5	1		153	7		2	5			2	3		27	39
	2	1			91	5		4	4			4			38	40
1	2	2	1		63	6	1	4	2			5	1		25	41
	1	1			27		1	2	1			2			5	42
	2		1		4			4				1			1	43
1	1							1				1				44
1	2	8	7		71	16	12		11	5	1	6	5	1	49	45
1	2	13	10	6	101	43	16	3	34		1	7	8	1	74	46
5	4	58	67	12	459	83	26	9	200	1	14	19	22	8	225	47
1	2	90	38	17	262	34	43	25	270	6	26	22	47	5	154	48
1	7	94	22	24	119	15	51	26	232	12	20	57	49	27	102	49
		24	10	14	39	3	20	18	77	5	12	34	25	7	25	50
1	4	21	7	5	14	1	23	17	40	14	10	74	13	14	30	51
	3	5	1	1	4		8	8	4	19	2	40	3	4	2	52
	6	1			3		4	2	2	16		17	1		1	53
		2	2	2	5	1	1				1	5	1	1	3	54
1	1	5	1	2	7	2	3	1	10		1	4	1		5	55
	1	4	1	3	7		5	3	13	4	3	7	1	3	5	56
2		3	3	3	3		12	15	20	1	2	26	4	9	1	57
		2	4	2	1	1	3	5	9	4		11	4	3	1	58
	1	7		1			7	8	5	3	2	55		5	4	59
3	3	3	1	1			1	20	3	2	1	33		2	1	60
1	2	1	1				3	25		6		14	1	2		61
	4						1									62
	1						2	1								63
	7						4	3		2		3	1			64
	1						2	2				4	2			65
4	15						6	5		5		13	3			66
9	13						7	4		7		29	3			67
8	31						12	17		16		61	1			68
1	9						3	5		4		8				69
2	6						5	6		1		2				70
	2	6	20	3	167	13	3	1	23	2		2	4		153	71
	5	34	45	7	450	149	3	2	89	5	6	5	23		392	72
		26	57	11	289	217	2	2	91	1	13	2	13		275	73
	2	48	138	19	241	187	1	2	350	3	25	5	17	5	234	74
	1	22	49	7	37	38	1	5	107	1	9		7	2	71	75
	3	6	19	4	10	9	3	1	40	2	4	3	10	5	31	76
	1	1		2	1	2		1	15	1	3	3	2	1	8	77
			2			1			2	3	1	10	1	1	2	78
			1					1	2		1	5	2			79
			2		6	1		2	4		1	4			15	80
	1	20	3	2	83	21	2	7	46	6	9	10	7	3	108	81
1	1	16	9	4	73	48	4	1	35		15	14	8		97	82
3	3	37	13	12	69	33	2	12	36	5	19	17	13	16	90	83
3	1	20	5	8	12	5	2	11	51	6	6	15	5	18	19	84
2	1	10	1	6	4	1	3	17	21	15	11	46	9	23	15	85
		3	1	2	1	2		6	4	5	3	20		5	2	86
2	2	1							1	10		22			2	87
	6	7	2		45	1	8	7	19	2	3	9	9	1	108	88
1	9	53	13	3	205	74	10	9	162	5	8	57	46	5	286	89
1	4	42	24	5	202	122	7	12	158		27	94	20	5	223	90
	4	75	36	12	194	71	7	33	271	3	27	31	25	36	135	91
1	7	31	6	8	24	15	4	21	104	3	20	25	16	31	32	92
1	12	32	1	10	16	5	7	25	41	7	6	47	12	65	26	93
1	3	4		1	1		3	13	9	1	4	14	3	12	5	94
	9	1	1	1	2		3	15	4	3	4	19		15	5	95
3	9			1				5	2	6	1	13	1	9	2	96

COUNTY TABLE V.—TYPE OF FARM, BY SIZE, 1930—Continued

[See NOTE, bottom of p 8]

	TYPE AND SIZE (See definitions in Introduction)	San Juan	Skagit	Skamania	Snohomish	Spokane	Stevens	Thurston	Wahkiakum	Walla Walla	Whatcom	Whitman	Yakima
	General farms	Number	Number	Number	Number	Number	Number	Number	Number	Number	Number	Number	Number
1	Under 10 acres		20	1	83	47	7	28	1	31	27	15	47
2	10 to 19 acres	6	54	5	65	44	3	35	6	21	58	14	53
3	20 to 49 acres	21	77	10	120	87	50	72	10	31	137	34	219
4	50 to 99 acres	30	48	11	47	99	88	38	5	12	58	26	133
5	100 to 174 acres	33	21	4	14	131	250	28	3	20	32	27	52
6	175 to 259 acres	15	12	3	2	63	84	17		10	3	6	16
7	260 to 499 acres	16	6	4	3	66	124	7	1	3	3	10	11
8	500 to 999 acres	7	1		1	23	26	4		4	2	4	7
9	1,000 acres and over	1				1	3			2		3	1
	Cash-grain farms												
10	Under 20 acres		4			2				6	3	2	19
11	20 to 49 acres	2	20		3	20	1	3		5	10	11	76
12	50 to 99 acres	2	13		2	62	19	1		16	10	47	124
13	100 to 174 acres	1	27		3	185	44	4		28	5	212	49
14	175 to 259 acres		8			124	16	2		25		221	18
15	260 to 499 acres	2	17		2	350	41	1		96		681	15
16	500 to 999 acres		3			163	10	2		123		581	19
17	1,000 to 4,999 acres				1	40	2			185		224	15
18	5,000 to 9,999 acres									9		7	
19	10,000 acres and over									1			
	Crop-specialty farms												
20	Under 10 acres	1	13	1	4	9	3		1	8	4	2	33
21	10 to 19 acres		20		13	25	6	3	4	15	14	7	77
22	20 to 49 acres	2	42	3	22	38	15	7	7	34	46	9	615
23	50 to 99 acres		19	4	7	51	36	4	1	29	20	12	494
24	100 to 174 acres		17	2	6	66	74	3	1	25	13	8	201
25	175 to 259 acres	1	4			31	15	4		10	2	4	64
26	260 to 499 acres	1				40	19	3		2	1	11	45
27	500 to 999 acres		1			13	3	1		2		7	8
28	1,000 acres and over				1	4		1		2		4	3
	Fruit farms												
29	Under 3 acres		1		4	5		3		4			35
30	3 to 9 acres		26	4	45	65	4	37		31	26	1	503
31	10 to 19 acres	3	18	7	55	84	11	88		28	20	4	924
32	20 to 49 acres	8	26	20	51	70	11	73		22	23	3	1,012
33	50 to 99 acres	7	4	14	11	29	12	19		9	15	6	215
34	100 to 174 acres	4	2	9	2	12	8	4		4	1	3	74
35	175 to 259 acres	3		2		4	3	1		2	2	2	19
36	260 to 499 acres	2		3	1	4	3	2		2		4	14
37	500 acres and over						2					4	3
	Truck farms												
38	Under 3 acres				1	1		1		2	3		9
39	3 to 9 acres		4		5	29		3		69	7	3	34
40	10 to 19 acres	1	3		10	42	3	2		66	6	3	31
41	20 to 49 acres	1	7		8	29		4		36	10	2	54
42	50 to 99 acres	2	3		2	18	1			3		2	19
43	100 to 259 acres	4	1		1	12	2				1	2	15
44	260 acres and over	4			1	4	1					2	
	Dairy farms												
45	Under 10 acres	2	43	1	48	25	6	5	2	16	55	12	27
46	10 to 19 acres		156	2	133	19	9	28	11	16	120	9	47
47	20 to 49 acres	19	498	7	509	64	41	104	48	37	644	17	178
48	50 to 99 acres	24	250	12	348	72	96	112	77	34	492	14	118
49	100 to 174 acres	31	137	2	168	127	219	95	59	24	186	14	71
50	175 to 259 acres	8	30	2	49	55	62	36	18	6	35	11	14
51	260 to 499 acres	7	14	5	17	104	79	42	12	4	12	3	16
52	500 to 999 acres	1	4		6	51	15	10	2	5	3	1	10
53	1,000 acres and over		1		2	14		1					1
	Animal-specialty farms												
54	Under 20 acres	1		1	7	5	4	4		5	7	3	16
55	20 to 49 acres		4	1	8	6	3	3		7	12	7	24
56	50 to 99 acres	6	2		6	12	12	7		1	4	7	43
57	100 to 174 acres	6	1	3	3	14	47	9		3	7	13	19
58	175 to 259 acres		1			6	27	4		3	1	5	4
59	260 to 499 acres	4	1			8	52	2		1	1	7	7
60	500 to 999 acres		1			4	14					3	9
61	1,000 acres and over					4	3	2					2
	Stock ranches												
62	Under 3 acres												10
63	3 to 99 acres									1			14
64	100 to 174 acres	1					1			2			14
65	175 to 259 acres	1				2	1						3
66	260 to 499 acres	5				4				3		1	5
67	500 to 999 acres	3				7	2	5		1		4	6
68	1,000 to 4,999 acres	2				8	4	1		4		17	9
69	5,000 to 9,999 acres									3		3	4
70	10,000 acres and over									4		3	6
	Poultry farms												
71	Under 3 acres	1	25		75	46	2	8	1	8	122	2	11
72	3 to 9 acres	4	81	2	413	96	1	53	1	10	214	7	40
73	10 to 19 acres	14	100	2	273	67	2	62		6	234	3	23
74	20 to 49 acres	9	102	4	218	49	4	78	5	7	408	11	27
75	50 to 99 acres	14	30	5	29	33	11	35	4	2	153	2	5
76	100 to 174 acres	11	10	2	12	26	18	12	2	4	24		4
77	175 to 259 acres	1	2		2	11	8	8			4		3
78	260 to 499 acres	3	1		1	4	5	1	1		2	2	
79	500 acres and over	2					1						
	Self-sufficing farms												
80	Under 3 acres		2		2	2		2		2	6	2	
81	3 to 9 acres	4	31	6	80	56	12	32	2	12	32	12	32
82	10 to 19 acres	4	29	12	78	43	11	29	8	12	31	19	17
83	20 to 49 acres	19	47	10	78	61	39	39	6	9	43	8	18
84	50 to 99 acres	4	12	10	23	52	52	18	4	4	10	3	6
85	100 to 174 acres	13	4	4	11	52	99	4	3	3	6	3	3
86	175 to 259 acres			1	2	11	19	3		2	2		
87	260 acres and over					8	18	5					1
	Abnormal farms												
88	Under 3 acres		13	1	19	34	2	13	1	18	31	9	17
89	3 to 9 acres	3	107	8	332	170	34	137	19	73	172	54	154
90	10 to 19 acres	11	122	8	217	89	27	152	14	28	189	24	89
91	20 to 49 acres	15	148	16	261	122	85	148	19	16	212	16	63
92	50 to 99 acres	9	37	8	48	61	79	45	9	4	63	9	20
93	100 to 174 acres	4	12	8	12	65	124	22	2	7	17	1	9
94	175 to 259 acres	3		3	3	10	23	3			2	1	3
95	260 to 499 acres	3	1	1	3	12	28	4	1	1	2	5	3
96	500 acres and over	3	1	1	1	6	14	3			1	3	3

COUNTY TABLE VI.—TYPE OF FARM, BY SPECIFIED VALUE OF FARM PRODUCTS SOLD, TRADED, OR USED BY OPERATOR'S FAMILY, 1929

[See NOTE, bottom of p 8]

	TYPE, BY VALUE OF PRODUCTS (See definitions in Introduction)	THE STATE	Adams	Asotin	Benton	Chelan	Clallam	Clark	Columbia	Cowlitz	Douglas	Ferry	Franklin
	General farms	Number	Number	Number	Number	Number	Number	Number	Number	Number	Number	Number	Number
1	Under $400	569	1	18	14		5	39	5	18	3	13	3
2	$400-$599	820	1	7	23	2	17	50	4	25	10	15	1
3	$600-$999	1,859	8	18	50	28	26	133	17	50	19	41	9
4	$1,000-$1,499	1,506	3	10	42	20	24	95	17	40	12	31	3
5	$1,500-$2,499	1,305	3	6	53	20	17	81	5	18	15	14	6
6	$2,500-$3,999	662	2	5	25	2	9	36	5	3	4	8	3
7	$4,000-$5,999	251	1	1	4		3	14	2		2	4	
8	$6,000-$9,999	109		1	3		1	6	2		1		1
9	$10,000 and over	39			2			1					1
	Cash-grain farms												
10	Under $250	136	8	1	1			5			13	1	12
11	$250-$599	267	2	4	8	2	2	7	2		29	6	5
12	$600-$999	405	15	2	2	1	1	8	5		40	4	4
13	$1,000-$1,499	515	19	6	5	2		4	11		55	7	3
14	$1,500-$2,499	1,187	62	23	10	1		5	28		105		15
15	$2,500-$3,999	1,633	142	28	15	1			49		123		15
16	$4,000-$5,999	1,603	155	34	15				60		80		24
17	$6,000-$9,999	1,503	166	33	17				69		32		34
18	$10,000-$19,999	926	94	20	3				60		8		35
19	$20,000 and over	264	27	2					24		2		19
	Crop-specialty farms												
20	Under $250	244		2	17			19				6	
21	$250-$599	456		4	37	9	16	26	2	9	3	20	1
22	$600-$999	482		3	49	9	9	32	2		5	7	1
23	$1,000-$1,499	393		1	35	5	5	28	4	7	1	7	4
24	$1,500-$2,499	558	2	3	46	9	8	26			2	1	2
25	$2,500-$3,999	554	1		45	3	1	21	1	2	3	2	4
26	$4,000-$5,999	426	1		34	1	2	6		3			3
27	$6,000-$9,999	309			27	2	1	3		1			1
28	$10,000 and over	257			9			3		1			
	Fruit farms												
29	Under $250	244		3	7	19		31	1	3	1		1
30	$250-$599	809		43	29	41	1	53		8	7		2
31	$600-$999	1,130		36	62	72	5	99	7	16	12		2
32	$1,000-$1,499	1,188		29	68	103	1	97		14	17		
33	$1,500-$2,499	1,630		29	103	185		134	4	18	48		3
34	$2,500-$3,999	1,582		11	84	307	1	111	3		77		3
35	$4,000-$5,999	1,209		5	46	333	1	58	3	1	69		2
36	$6,000-$9,999	1,059		1	36	350		23		1	105		
37	$10,000-$19,999	709			15	267		8	4		71		1
38	$20,000 and over	307		3	7	107		2	3		28		
	Truck farms												
39	Under $400	78			11			2		4	1		2
40	$400-$599	87			7	1		3					2
41	$600-$999	169		3	16	5		3		2	2		2
42	$1,000-$1,499	200		2	17			4			1		3
43	$1,500-$2,499	298		1	5			6		1	1		7
44	$2,500-$3,999	210		1	3			4			2		6
45	$4,000-$5,999	120			1			3					7
46	$6,000-$9,999	82			2			5					4
47	$10,000 and over	55						1					1
	Dairy farms												
48	Under $400	266			7	1	2	20		8		2	
49	$400-$599	710	2		15	5	11	55	3	24	1	4	
50	$600-$999	2,199	3	8	33	6	49	157	6	54	10	15	1
51	$1,000-$1,499	2,589	2	3	54	8	52	182	4	54	9	16	3
52	$1,500-$2,499	3,078	5	8	47	10	82	194	3	57	8	16	8
53	$2,500-$3,999	2,023	4	8	17	9	51	109	1	43	1	7	4
54	$4,000-$5,999	983	2	4	7	1	31	36	1	23	1	2	1
55	$6,000-$9,999	579		3	5	7	39	17		18	1		
56	$10,000-$19,999	247			1	3	16	18		7			1
57	$20,000 and over	50						2		2			1
	Animal-specialty farms												
58	Under $400	44				1	1	2		2		3	
59	$400-$599	68			1		2	4		3	2	10	
60	$600-$999	187		1	2	4	2	6	2	4	4	14	
61	$1,000-$1,499	222		3	5		3	6		7	3	15	
62	$1,500-$2,499	289		2	7	4		5	2	4	5	13	
63	$2,500-$3,999	200		2	1		3	4	1		4	9	
64	$4,000-$5,999	113		1	4	1	2	1		1	1	4	
65	$6,000-$9,999	68		1	1	1		1			1	2	
66	$10,000 and over	42			1				2				
	Stock ranches												
67	Under $250	43		3									
68	$250-$599	34		3	1				1		1	1	
69	$600-$999	51	1	3					1	1	2	6	
70	$1,000-$1,499	55		5	1				2	1	2	4	1
71	$1,500-$2,499	108		5		3			3	1	5	9	
72	$2,500-$3,999	55	2	6	1				2	1	1	4	1
73	$4,000-$5,999	60	3	3	4				1			3	2
74	$6,000-$9,999	76	3	4	3				4		2		7
75	$10,000-$19,999	35	1	1	4				4				7
76	$20,000 and over	90	6	4	4	2			2			2	5
	Poultry farms												
77	Under $400	222	1	1	2	1	1	13		1	1	1	
78	$400-$599	364	2	2	5	3	2	29		5		3	
79	$600-$999	1,100	2	4	12	4	4	58		19	8	4	
80	$1,000-$1,499	1,419	1	5	14	6	14	65		28	3		
81	$1,500-$2,499	2,107	1	2	23	1	14	129		33	5	2	
82	$2,500-$3,999	1,757	1	2	12	1	14	108		35		3	
83	$4,000-$5,999	1,040		2	5	1	6	52		21	1		
84	$6,000-$9,999	458			4	1	1	18		6			
85	$10,000 and over	166			1	1		4		3	1		
	Self-sufficing farms												
86	Under $250	1,465	2	8	7	15	10	74	8	54	1	43	
87	$250-$399	1,001	4	3	13	14	12	67	9	33	7	25	
88	$400-$599	674	2	5	2	11	17	31	9	22	2	22	
89	$600-$999	443	1			11	3	17	4	11	1	4	
90	$1,000-$1,499	48					1	2		1			
	Abnormal farms												
91	Under $250	2,696	6	20	30	35	28	179	11	60	14	24	2
92	$250-$399	3,094	12	43	79	63	48	245	15	123	19	34	12
93	$400-$599	1,563	3	16	29	25	16	79	10	29	9	6	7
94	$1,000-$2,499	330	1		1	6	12	8	2	6	1	8	
95	$2,500-$5,999	148	1	3		1	7	10		3		3	
96	$6,000 and over	119		1	3	1	1	3		1	1	1	

COUNTY TABLE VI.—TYPE OF FARM, BY SPECIFIED VALUE OF FARM

[See NOTE.

	TYPE, BY VALUE OF PRODUCTS (See definitions in Introduction)	Garfield	Grant	Grays Harbor	Island	Jefferson	King	Kitsap	Kittitas	Klickitat	Lewis	Lincoln	Mason
		Number	Number	Number	Number	Number	Number	Number	Number	Number	Number	Number	Number
	General farms												
1	Under $400		4	12	8	3	38	20	5	6	18	6	7
2	$400-$599		3	15	16	2	33	26	3	13	47	12	10
3	$600-$999	7	5	58	20	13	83	43	18	26	105	25	19
4	$1,000-$1,499	2	14	49	18	12	56	27	24	18	93	23	17
5	$1,500-$2 499	3	11	39	23	8	23	16	33	17	74	15	17
6	$2,500-$3 999		3	16	11	2	11	4	47	9	47	7	4
7	$4 000-$5,999		3	8	5	3	8	2	29	3	18	1	
8	$6,000-$9 999			1	1	1	1		14		7	2	
9	$10 000 and over						2		6		1		
	Cash-grain farms												
10	Under $250		16							9		5	
11	$250-$599	4	9		3				6	9	6	23	
12	$600-$999	3	21		9				12	8	22	29	
13	$1,000-$1,499	10	30	2	2				14	27	10	43	
14	$1 500-$2,499	20	76	2	7				23	74	13	161	
15	$2,500-$3 999	56	93		11				38	90	10	241	
16	$4,000-$5,999	43	65	1	3				30	47		264	
17	$6 000-$9 999	76	37		6				12	39	3	209	
18	$10 000-$19,999	71	9		1				3	10	1	92	
19	$20 000 and over	16								1		10	
	Crop-specialty farms												
20	Under $250		2	1	4		11			8			
21	$250-$599		3	3	1		12	1	6	16	9		
22	$600-$999		4	4	3	2	12		15	10	10	3	
23	$1,000-$1,499		5	1	1		8	1	5	5	5		
24	$1 500-$2 499		7	3	5	1	4	1	16	7	3	1	
25	$2,500-$3 999		3	1	2		2		21	4	1	1	
26	$4 000-$5 999		2				2		29	2	4	1	
27	$6 000-$9,999		2				1		26		2	1	
28	$10 000 and over		2	1			1		27		1		
	Fruit farms												
29	Under $250		3		5		22	4		17			
30	$250-$599		3	9	36		58	11	2	16	15	1	4
31	$600-$999	1	2	9	18		74	17	1	21	11	4	7
32	$1,000-$1,499	2	10	8	15		75	10	2	15	12	5	6
33	$1,500-$2,499	2	13	11	16		56	21	1	21	10	8	2
34	$2 500-$3 999	4	14		4		20	15	4	18	2	7	
35	$4,000-$5 999	1	8		2		16	3	4	2	3	2	
36	$6 000-$9 999	1	13				7		6	5	1	2	
37	$10,000-$19,999		12				4		4	4			
38	$20,000 and over	2	8				2		1	1			
	Truck farms												
39	Under $400	1					10	1		2			
40	$400-$599		2	3	1		20	2		3	1		
41	$600-$999		1	1			44	1	1	1	3		
42	$1 000-$1 499		2	3			42	6	1	2	4		
43	$1,500-$2 499	1	3	1	2		84	4		2	3		
44	$2,500-$3 999			1			58	2	1	2			
45	$4,000-$5 999	1		1			42	2		1	1		
46	$6,000-$9,999						20			2			
47	$10 000 and over						30			3			
	Dairy farms												
48	Under $400		1		13		15	5	1		7	3	
49	$400-$599		2	6	20	1	53	19	4	4	60	6	6
50	$600-$999	2	5	36	36	9	130	57	30	24	185	14	15
51	$1 000-$1,499	5	5	57	29	12	187	50	40	18	215	12	16
52	$1,500-$2,499	1	11	73	27	23	214	27	60	26	215	10	23
53	$2,500-$3 999	1	2	67	19	17	200	20	44	21	110	16	13
54	$4,000-$5,999		3	41	13	10	109	8	15	8	51	4	6
55	$6 000-$9 999	1	1	26	4	5	94	7	8	7	23	5	5
56	$10 000-$19,999			6	1	1	54	2	1		4	2	2
57	$20 000 and over			2		1	16						
	Animal-specialty farms												
58	Under $400						5				1		
59	$400-$599				3			1			2	1	
60	$600-$999	2	1	1	3	4	5		3	5	9		1
61	$1 000-$1,499	1	1	5	3	3	6	2	3	13	7	6	4
62	$1,500-$2 499		3	8	2	2	3	1	8	19	18	8	1
63	$2,500-$3,999	1	1	5	2	3	2		2	21	9	3	3
64	$4,000-$5 999		1	4		2	1		11	8	11	1	1
65	$6 000-$9 999	3	1	3					5	6	2	1	
66	$10,000 and over						1		3	4	1		
	Stock ranches												
67	Under $250		16						1	6		7	
68	$250-$599	4	5							1		1	
69	$600-$999	1	11						1	2		3	
70	$1,000-$1 499	1	12						1	3		3	
71	$1,500-$2 499	5	7						4	3		5	
72	$2,500-$3 999	3	10						4	5		7	
73	$4 000-$5,999	2	3						6	6		3	
74	$6,000-$9 999	3	3						8	4		3	
75	$10 000-$19,999	3	15						5	10		2	
76	$20,000 and over	2	5						12	6		1	
	Poultry farms												
77	Under $400		1	2	9	1	44	13		2	8		
78	$400-$599			6	10	1	44	29		1	18	2	2
79	$600-$999		1	22	19	6	158	83		1	64	5	6
80	$1,000-$1 499		2	26	41	9	215	102	6	2	80	3	8
81	$1,500-$2 499		9	34	79	5	237	163	4	7	155	4	15
82	$2,500-$3 999		2	25	79	20	229	111	1	2	159	2	21
83	$4,000-$5 999			17	51	8	147	78	2		96	1	2
84	$6,000-$9 999			9	25	2	80	24	2		33	1	4
85	$10 000 and over				6		44	4			6		3
	Self-sufficing farms												
86	Under $250	5	3	19	14	8	77	50	5	22	100	21	18
87	$250-$399	3	4	24	9	5	69	23	5	16	66	9	15
88	$400-$599	3	1	26	9	10	53	13	3	11	54	8	14
89	$600-$999		1	27	2	11	36	21	1	7	26	8	14
90	$1 000-$1 499			10			8				3	1	2
	Abnormal farms												
91	Under $250	1	26	35	19	3	179	63	12	47	205	4	14
92	$250-$599	4	26	136	38	23	450	168	23	63	432	13	71
93	$600-$999		10	54	14	10	130	49	12	23	106	7	17
94	$1 000-$2,499	2		5	2	4	7	6		6	9	3	3
95	$2,500-$5 999		1	4			5	5	1	2	11	1	4
96	$6 000 and over	1				1	10			1	7	2	1

PRODUCTS SOLD, TRADED, OR USED BY OPERATOR'S FAMILY, 1929—Continued

bottom of p 8]

Okanogan	Pacific	Pend Oreille	Pierce	San Juan	Skagit	Skamania	Snohomish	Spokane	Stevens	Thurston	Wahkiakum	Walla Walla	Whatcom	Whitman	Yakima	
Number	Number	Number	Number	Number	Number	Number	Number	Number	Number	Number	Number	Number	Number	Number	Number	
32	7	8	20	6	15	1	46	49	46	31		4	31	6	26	1
27	13	13	54	6	23	5	58	86	52	36	3	18	42	18	31	2
88	14	30	98	32	53	12	93	139	163	64	5	30	73	40	95	3
64	17	46	62	29	46	10	67	120	150	39	6	34	46	23	97	4
51	6	21	36	34	41	6	41	97	144	37	8	31	64	28	141	5
24		9	6	17	25	2	21	45	62	13	4	10	40	13	108	6
7		4	5	3	16	1	3	16	11	7		5	15	7	40	7
			3	1	14	1	8	5	7			1	8	1	23	8
					6		3	4				1	1	3	8	9
12					1			12	9			10	3	8	10	10
16				2	2		1	39	19	3		6	7	7	39	11
17		2		1	6		1	80	24	2		12	9	24	41	12
15		2			9		2	93	15	3		10	6	57	53	13
31		2		2	12		2	216	31	3		41	3	140	78	14
27		1		2	14			209	21			43		347	57	15
11					16		2	152	8			59		484	30	16
4					19			108	6	2		89		521	21	17
					12		2	37				136		326	6	18
		1			1		1					68		72		19
26		4			10			37	40	5		9	24	1	18	20
37		13	4	1	23	2	19	32	44	4		11	26	11	51	21
14		18	5	2	9	4	10	53	31	5	2	29	15	8	97	22
19		6	4		14	1	9	31	17	4	6	12	13	5	129	23
12		13	5		15	3	7	33	23	4	3	22	11	10	260	24
14		5	10	1	19		4	29	9	4	3	16	4	4	314	25
8		2	4	1	13		3	24	6			14	3	5	255	26
1		1	4		8		1	23	1			12	2	5	244	27
			1		5			15				2	2	15	172	28
12			7	1		4	8	15		18		4	6		52	29
35	5		146	4	7	8	41	47	3	49		11	17		97	30
60	14		190	5	14	8	31	64	7	60		19	12	5	165	31
59	6		195	7	19	9	30	37	6	39		30	13	2	245	32
101	5		154	3	17	18	29	51	13	39		15	15	4	484	33
106	6		102	4	11	8	20	36	12	13		8	10	5	556	34
105	1		35	2	5	1	4	12	7	7		5	5	4	457	35
65	1		17	1	2	4	5	4	4	2		5	7	5	386	36
53	2		4		1	1	1	5					2	2	248	37
20			3		1	1		2	2			5			109	38
2			5				3	10		1		3	5	3	11	39
1			3		2		4	12	2	1		3	3		12	40
2	1		18		1		4	22	1	3		12	2	1	17	41
8	2		11	2	2		7	21	1	1		30	5	3	25	42
2	1		14	1	5		4	36	2	2		61	5	4	38	43
4			18	4	5		3	18	1	2		40	4	2	28	44
			14	2	1			5				20	1	1	17	45
1			8	1	2		1	9				7			11	46
			6	2			2	2					2		6	47
7	2	2	26	1	20		20	15	18	8		1	46	3	12	48
16	7	5	41	5	50	1	71	38	33	24	7	3	80	7	21	49
40	39	11	106	19	181	7	233	84	111	82	34	27	264	13	61	50
86	29	19	122	12	241	11	272	89	126	103	51	26	289	11	89	51
84	36	17	159	26	292	9	276	146	146	111	67	35	393	12	122	52
39	31	9	81	17	186	3	213	76	64	65	50	31	257	12	103	53
13	14	2	43	8	88		107	38	20	24	19	11	161	13	44	54
9	12	1	39	2	53		58	26	8	9	11	1	51	5	19	55
2	2	1	34	2	19		25	12	1	6		7	6	5	7	56
	1		6		3		5	5		1			1		1	57
5	1	1						3	9	2		1	3		4	58
8		2	2	3			6	3	8	2			3	2	3	59
23	2	5	1	4	2		4	13	27	6		5	5	7	11	60
25	3	6	7	4	2	2	7	10	24	8		5	4	8	12	61
44	2	6	4	2	3	2	3	17	37	7		3	6	3	28	62
30	3	5	4	3	2	1	4	9	33	4		2	5	12	17	63
12		1		1	1			3	14	1		2	2	2	18	64
7	1		2					2	8	1			2	1	18	65
3								1	4			2	2	4	14	66
4										1				1	4	67
7				1				1		1		2		1	3	68
11	2			3				1		1				1		69
5	2			3				2	2					2	3	70
31	3			3				7	3	1		4		3	2	71
30	1			1				5	2	2		2		2	3	72
19	1							1						7	4	73
11	1			1				2						4	13	74
9	1							1	1			5		4	14	75
4								1				5		3	26	76
4	1	1	31	1	4		35	23	1	7		5	13	1	3	77
5	1	1	45	5	10	5	39	34	5	10		7	31	1	9	78
8	7	5	147	11	41	4	144	64	8	45	1	8	109	5	16	79
5	23		306	13	65	1	146	66	12	46	3	9	141	9	26	80
6	19		301	14	91	2	253	89	18	67	7	3	283	7	24	81
3	10	2	237	6	68	2	153	47	5	44	2	4	291	2	24	82
3	12	3	120	6	43	1	131	13	3	24	1		179	1	10	83
	5		62	3	23		52	4		10			85	1	3	84
	1		27		6		20	2		4		1	29		3	85
76	12	31	195	12	37	5	110	130	99	66	3	20	61	12	32	86
34	15	13	82	11	33	18	73	97	68	37	3	13	32	10	32	87
30	9	10	37	13	34	10	39	37	42	23	6	7	18	19	12	88
8	4	10	20	7	22	10	45	19	32	4	11	4	18	5	9	89
	1	3		1			7	2	9				1	1		90
84	36	29	284	16	104	12	220	174	128	205	2	36	238	31	89	91
103	70	85	467	21	243	35	506	295	178	340	35	86	349	59	173	92
42	19	36	143	7	83	2	147	63	65	67	22	22	95	13	73	93
10	6	23	10	4	2	2	14	14	27	9	1	1	6	5	4	94
4	1	8	13		3	1	5	9	19	5	2		7	7	3	95
6	1	3	8	3	6	2	4	11	1	1		2	3	7	17	96

COUNTY TABLE VII.—TYPE OF FARM, BY

[See NOTE,

	TYPE, BY TENURE OF OPERATOR (See definitions in Introduction)	THE STATE	Adams	Asotin	Benton	Chelan	Clallam	Clark	Columbia	Cowlitz	Douglas	Ferry	Franklin
		Number	*Number*	*Number*	*Number*	*Number*	*Number*	*Number*	*Number*	*Number*	*Number*	*Number*	*Number*
	General farms												
1	Full owners	5,263	12	43	148	58	88	341	42	127	22	106	21
2	Part owners	862	5	11	37	11	11	60	6	9	27	10	
3	Managers	63			1			5		2		2	
	Tenants—												
4	Cash	537		3	12	2	3	40	5	10	4	4	2
5	Other	396	2	4	18	1		9	4	6	13	4	4
	Cash-grain farms												
6	Full owners	2,325	114	48	6	5	3	22	72		89	9	29
7	Part owners	2,598	250	63	34	1		1	105		194	5	91
8	Managers	80	5		1			1	4		4		2
	Tenants—												
9	Cash	293	5		1	1		5	7		6		2
10	Other	3,143	316	42	34				120		194	4	43
	Crop-specialty farms												
11	Full owners	2,074	3	10	170	31	36	113	5	16	7	38	11
12	Part owners	546	1	1	42	6	2	20	2	4	4	1	2
13	Managers	77			5			2					1
	Tenants—												
14	Cash	483		1	18		4	26		2	1	4	1
15	Other	569		1	64	1		3	2	1	2		1
	Fruit farms												
16	Full owners	7,758		141	304	1,438	9	474	19	60	348		7
17	Part owners	742		10	58	82		62	2		25		2
18	Managers	461		1	30	124		7			33		
	Tenants—												
19	Cash	253		2	19	9		39	2	1	1		1
20	Other	651		6	46	131		34	2		28		4
	Truck farms												
21	Full owners	649		2	48	5		15		4	6		26
22	Part owners	155		5	5			1		2			6
23	Managers	117			1			3					
	Tenants—												
24	Cash	310			4			10			1		2
25	Other	63			3	1		1		1			
	Dairy farms												
26	Full owners	8,924	9	20	117	35	222	526	14	184	12	42	10
27	Part owners	1,531	7	9	29	3	47	133	3	50	8	10	7
28	Managers	98				2	5	9		2			
	Tenants—												
29	Cash	1,671	1	1	17	5	52	108		49	2	6	2
30	Other	499	1	3	23	5	7	14	1	5	9	4	
	Animal-specialty farms												
31	Full owners	829		6	13	10	8	22	4	17	8	56	
32	Part owners	194			1		2	2	3	2	8	9	
33	Managers	25		1	1			1					
	Tenants—												
34	Cash	106			1	1	1	5		2		4	
35	Other	88		2	6		1	2			4	1	
	Stock ranches												
36	Full owners	304	4	16	5	8			4	3	6	18	10
37	Part owners	253	7	15	8				11		6	9	6
38	Managers	42	1			1			1				3
	Tenants—												
39	Cash	41	1	3	4				2	1			3
40	Other	45	3	2	1	1			2		1	2	1
	Poultry farms												
41	Full owners	7,770	8	13	57	18	46	412		135	12	10	
42	Part owners	391		2	9	2	5	43		4	3	2	
43	Managers	38			2			2					
	Tenants—												
44	Cash	335		1	6	1	4	16		9	2		
45	Other	99		2	4		1	3		3	2	1	
	Self-sufficing farms												
46	Full owners	3,174	9	20	20	40	38	171	25	105	9	77	
47	Part owners	121		1		1	2	5	2	5	1	4	
	Tenants—												
48	Cash	209				5	3	12		7		8	
49	Other	127			2	5		3	3	4	1	5	
	Abnormal and unclassified farms												
50	Full owners	10,632	25	78	163	145	97	568	44	230	70	95	30
51	Part owners	493	2	5	9	6	6	27	4	19	12	5	5
52	Managers	237	3	2	7	7	1	4	3	5	4	2	2
	Tenants—												
53	Cash	1,483	4	19	25	7	21	104	11	48	7	9	7
54	Other	677	20	7	28	8	4	17	8	13	18	11	10

TENURE OF FARM OPERATOR, 1930

bottom of p 8]

Garfield	Grant	Grays Harbor	Island	Jefferson	King	Kitsap	Kittitas	Klickitat	Lewis	Lincoln	Mason	Okanogan	Pacific	Pend Oreille	Pierce	
Number	*Number*	*Number*	*Number*	*Number*	*Number*	*Number*	*Number*	*Number*	*Number*	*Number*	*Number*	*Number*	*Number*	*Number*	*Number*	
6	29	169	73	39	222	128	109	57	320	50	66	172	46	109	251	1
1	8	13	13	2	8	8	32	21	54	20	2	62	5	12	11	2
1	----	2	----	1	6	2	3	1	1	----	1	2	2	5	4	3
----	4	11	8	2	15	4	20	6	26	7	5	20	4	7	10	4
4	2	3	8	----	4	1	15	7	9	14	----	37	----	10	8	5
82	64	5	29	----	----	----	67	123	37	224	----	51	----	7	----	6
95	149	----	5	----	----	----	27	119	14	384	----	51	----	1	----	7
2	4	----	----	----	----	----	1	1	----	11	----	----	----	----	----	8
2	3	----	6	----	----	----	15	5	10	10	----	1	----	----	----	9
137	136	----	2	----	----	----	28	66	4	467	----	30	----	----	----	10
----	18	11	10	2	40	3	80	32	24	4	----	86	----	44	22	11
----	3	2	1	----	1	----	25	4	4	1	----	18	----	7	4	12
----	3	----	----	----	----	----	2	4	1	----	----	2	----	----	5	13
----	----	1	2	----	5	----	13	9	5	1	----	6	----	6	1	14
----	6	----	3	1	2	----	25	3	1	1	----	17	----	5	5	15
5	69	33	88	----	262	68	18	82	47	17	18	518	33	----	709	16
1	8	2	4	----	16	4	3	14	3	6	----	50	2	----	40	17
2	6	1	----	----	18	7	3	16	----	----	----	27	4	----	12	18
4	1	1	1	----	30	1	----	2	2	1	----	2	1	----	43	19
1	2	----	3	----	8	1	1	6	2	5	1	19	----	----	49	20
2	4	6	2	----	128	9	2	13	9	----	----	12	3	----	33	21
1	2	2	1	----	30	4	----	----	2	----	----	2	----	----	10	22
----	1	----	----	----	60	3	----	2	----	----	----	1	----	----	17	23
----	----	2	----	----	129	2	1	4	1	----	----	----	----	----	29	24
----	1	----	----	----	12	----	----	----	----	----	----	----	1	----	9	25
9	17	243	128	60	732	168	122	50	655	33	67	160	130	48	494	26
----	10	35	15	6	89	17	31	25	103	19	11	67	21	11	65	27
----	2	2	----	1	11	----	3	----	5	1	1	2	4	1	10	28
----	1	27	13	11	233	9	31	17	88	15	7	24	16	4	73	29
1	----	7	6	1	7	1	16	7	19	10	----	23	2	3	20	30
2	4	22	10	11	17	3	26	35	42	8	10	96	11	18	11	31
3	3	2	2	3	1	1	7	33	9	5	----	34	----	2	2	32
----	----	1	1	----	1	----	----	3	2	1	----	3	----	2	2	33
----	----	1	----	1	3	----	1	1	6	2	----	9	1	1	4	34
2	1	----	----	----	1	----	1	4	1	4	----	13	----	2	1	35
12	28	----	----	----	----	----	13	14	----	17	----	49	6	----	----	36
8	30	----	----	----	----	----	22	20	----	13	----	53	2	----	----	37
----	12	----	----	----	----	----	6	5	----	1	----	1	3	----	----	38
----	10	----	----	----	----	----	1	3	----	----	----	6	----	----	----	39
4	5	----	----	----	----	----	----	4	----	4	----	6	----	----	----	40
----	12	126	275	47	1,099	573	14	13	560	13	56	27	71	11	1,003	41
----	----	9	21	3	21	11	----	1	32	3	----	4	3	----	38	42
----	----	1	1	----	5	4	----	----	2	----	1	----	----	----	4	43
----	----	6	16	3	59	16	1	----	20	3	4	1	5	1	25	44
----	3	1	6	----	11	3	----	1	5	----	1	3	1	----	6	45
5	5	98	29	32	224	100	12	45	212	34	56	128	38	63	312	46
2	1	2	2	----	5	4	----	4	9	4	1	9	2	----	4	47
3	3	3	1	1	5	1	1	4	23	3	6	6	----	3	14	48
1	----	3	3	1	4	2	1	3	5	6	----	5	1	2	12	49
6	61	255	81	31	935	353	54	120	828	39	107	295	130	191	1,048	50
2	11	6	3	3	33	8	6	12	34	2	7	27	1	11	30	51
----	15	1	1	----	31	7	3	6	4	1	4	11	1	9	21	52
4	12	31	4	8	118	30	17	20	115	11	16	36	18	11	101	53
2	18	5	1	4	16	6	9	18	25	23	4	42	4	7	33	54

COUNTY TABLE VII.—TYPE OF FARM, BY TENURE OF FARM OPERATOR, 1930—Continued

[See NOTE, bottom of p 8]

	TYPE, BY TENURE OF OPERATOR (See definitions in Introduction)	San Juan	Skagit	Skamania	Snohomish	Spokane	Stevens	Thurston	Wahkiakum	Walla Walla	Whatcom	Whitman	Yakima
	General farms	*Number*	*Number*	*Number*	*Number*	*Number*	*Number*	*Number*	*Number*	*Number*	*Number*	*Number*	*Number*
1	Full owners	96	179	30	296	370	472	193	22	85	251	92	323
2	Part owners	12	24	3	16	122	72	12	1	23	29	19	75
3	Managers	1	3		4	1		2	1	2	1	2	5
	Tenants—												
4	Cash	11	22	4	14	29	52	15		7	32	15	102
5	Other	8	11	1	5	39	39	5	2	17	7	11	64
	Cash-grain farms												
6	Full owners	6	42		5	327	77	9		144	25	502	122
7	Part owners		20		2	284	18	1		130	1	511	41
8	Managers		1			5	1			12		13	12
	Tenants—												
9	Cash	1	13		2	24	8	3		4	2	61	96
10	Other		16		2	306	29			204		899	64
	Crop-specialty farms												
11	Full owners	4	73	3	38	151	134	19	11	72	73	33	647
12	Part owners		16	1	5	73	12	2	2	16	5	16	243
13	Managers		1		2	1	2			3	2		41
	Tenants—												
14	Cash	1	16	5	6	16	13	4		11	14	6	285
15	Other		10	1	2	36	10	1	1	25	6	9	324
	Fruit farms												
16	Full owners	18	64	42	154	210	29	191		77	70	18	2,118
17	Part owners	5	6	7	3	38	8	24		12	4	1	240
18	Managers	1		3	6	2	4	1		2	3	4	144
	Tenants—												
19	Cash	2	6	4	6	11	5	7		2	9	2	36
20	Other	1	1	3		12	8	4		9	1	2	261
	Truck farms												
21	Full owners	9	6		21	79	5	8		82	23	8	79
22	Part owners	2	5		2	33	1	1		27		2	8
23	Managers				1	4						1	23
	Tenants—												
24	Cash		6		3	14	1	1		57	3	1	39
25	Other	1	1		1	5				10	1	2	13
	Dairy farms												
26	Full owners	70	814	22	957	307	385	353	195	83	1,097	52	273
27	Part owners	8	132	3	106	99	54	36	6	23	177	10	46
28	Managers	1	5		11	4	1	3		3	3	1	5
	Tenants—												
29	Cash	8	147	5	174	67	46	34	19	18	224	11	106
30	Other	5	35	1	32	54	41	7	9	15	46	7	52
	Animal-specialty farms												
31	Full owners	14	8	5	19	45	118	26		12	23	26	63
32	Part owners	3				6	20			3	2	5	22
33	Managers					1	1	2				1	1
	Tenants—												
34	Cash		2		5	5	12	2		3	6	5	22
35	Other					2	11	1		2	1	8	17
	Stock ranches												
36	Full owners	10				13	6	4		6		13	44
37	Part owners	1				6	2	1		8		10	15
38	Managers					1				1		2	5
	Tenants—												
39	Cash					1		1					5
40	Other	1								3		3	2
	Poultry farms												
41	Full owners	48	304	12	972	276	38	230	13	26	1,032	21	97
42	Part owners	2	18	2	17	34	9	13	1	5	67	1	7
43	Managers				8	1		1			5	1	
	Tenants—												
44	Cash	6	27	1	23	13	3	10		4	41	2	7
45	Other	3	2		3	8	2	3		2	16	2	1
	Self-sufficing farms												
46	Full owners	41	109	36	252	224	208	121	19	37	118	43	58
47	Part owners		7	3	3	16	11	1	1	2	3	1	3
	Tenants—												
48	Cash	3	9	3	12	24	17	7	2	2	5	2	12
49	Other			1	7	21	14	1	1	3	4	1	3
	Abnormal and unclassified farms												
50	Full owners	47	429	55	928	659	480	618	69	130	695	102	341
51	Part owners	3	46	3	13	29	28	14	1	10	16	16	20
52	Managers	3	7		8	13	5	8	1	8	9	5	15
	Tenants—												
53	Cash	13	54	18	109	77	61	58	8	30	110	27	104
54	Other	3	24	1	7	70	60	24	3	26	20	23	55

COUNTY TABLE VIII.—SPECIFIED FARM EXPENDITURES, 1929, BY TYPE OF FARM

[See NOTE, bottom of p. 8]

	ITEM AND TYPE (See definitions in Introduction)	THE STATE		ADAMS		ASOTIN		BENTON		CHELAN		CLALLAM	
		Farms reporting	Expenditures	Farms reporting	Expenditures	Farms reporting	Expenditures	Farms reporting	Expenditures	Farms reporting	Expenditures	Farms reporting	Expenditures
	Feed:	*Number*	*Dollars*	*Number*	*Dollars*	*Number*	*Dollars*	*Number*	*Dollars*	*Number*	*Dollars*	*Number*	*Dollars*
1	All types	61, 429	25, 297, 333	473	204, 637	397	99, 912	1, 099	320, 533	1, 374	287, 594	605	318, 198
2	General	5, 775	1, 340, 189	12	3, 383	42	6, 174	186	41, 484	60	10, 313	87	23, 222
3	Cash-grain	4, 727	1, 072, 456	403	130, 655	71	13, 424	87	7, 453	3	171		
4	Crop-specialty	1, 909	288, 390	3	135	7	517	150	23, 800	24	1, 838	23	8, 257
5	Fruit	6, 456	1, 160, 195			132	14, 922	301	41, 856	1, 077	188, 055	3	177
6	Truck	881	168, 589			5	330	40	5, 550	2	60		
7	Dairy	21, 725	6, 915, 349	18	8, 791	29	24, 129	167	56, 658	43	33, 912	320	220, 368
8	Animal-specialty	904	346, 223			5	1, 475	19	16, 161	10	5, 400	8	2, 003
9	Stock-ranch	492	837, 538	14	57, 665	22	19, 045	11	53, 206	4	10, 345		
10	Poultry	8, 340	11, 253, 684	5	272	16	11, 914	72	58, 565	21	21, 644	55	55, 857
11	Self-sufficing	2, 527	264, 810	4	510	11	817	17	1, 392	41	3, 280	28	2, 722
12	Abnormal and unclassified	7, 693	1, 649, 910	14	3, 226	57	7, 165	99	14, 408	89	12, 516	79	10, 520
	Fertilizer:												
13	All types	9, 610	1, 194, 379	1	105	59	3, 607	283	25, 210	1, 227	212, 309	185	9, 594
14	General	769	37, 998			7	535	47	2, 313	2	8	16	426
15	Cash-grain	208	16, 784	1	105	4	505						
16	Crop-specialty	296	30, 883			1	50	30	3, 884	1	25	7	461
17	Fruit	4, 045	658, 419			36	2, 259	145	16, 278	1, 192	209, 847	3	347
18	Truck	722	244, 526			3	120	18	824	2	85		
19	Dairy	1, 466	68, 795			1	30	9	274	1	60	127	7, 084
20	Animal-specialty	70	4, 492					1	106			2	165
21	Stock-ranch	7	447										
22	Poultry	707	25, 490			1	4	10	336	3	442	8	227
23	Self-sufficing	190	3, 151					1	25	1	4	9	88
24	Abnormal and unclassified	1, 123	108, 394			6	104	22	1, 171	25	1, 738	13	896
	Labor:												
25	All types	40, 990	29, 157, 841	674	733, 340	473	316, 085	1, 069	718, 907	1, 869	3, 468, 423	351	182, 675
26	General	3, 834	836, 519	9	1, 756	44	7, 029	127	34, 462	36	5, 112	35	7, 888
27	Cash-grain	7, 030	6, 321, 849	624	624, 981	136	113, 505	66	41, 278	4	356	2	125
28	Crop-specialty	2, 488	2, 069, 781	4	1, 081	7	1, 037	208	93, 707	25	8, 763	20	5, 361
29	Fruit	8, 421	11, 644, 832			144	124, 195	291	401, 651	1, 679	3, 379, 725	7	4, 988
30	Truck	916	1, 216, 651			7	2, 651	40	12, 115	2	200		
31	Dairy	7, 628	2, 034, 551	10	2, 596	37	5, 946	86	28, 006	29	20, 395	207	130, 796
32	Animal-specialty	770	333, 867			8	3, 306	13	14, 719	4	2, 890	8	2, 186
33	Stock-ranch	466	1, 085, 026	15	87, 791	24	47, 808	10	42, 493	4	6, 180		
34	Poultry	4, 262	949, 540			11	1, 019	49	19, 977	7	5, 886	28	5, 075
35	Self-sufficing	903	36, 230	4	85	8	297	6	231	5	141	12	504
36	Abnormal and unclassified	4, 272	1, 628, 945	8	4, 060	57	9, 374	80	30, 249	74	38, 773	34	5, 778

	ITEM AND TYPE (See definitions in Introduction)	CLARK		COLUMBIA		COWLITZ		DOUGLAS		FERRY		FRANKLIN	
		Farms reporting	Expenditures	Farms reporting	Expenditures	Farms reporting	Expenditures	Farms reporting	Expenditures	Farms reporting	Expenditures	Farms reporting	Expenditures
	Feed:	*Number*	*Dollars*	*Number*	*Dollars*	*Number*	*Dollars*	*Number*	*Dollars*	*Number*	*Dollars*	*Number*	*Dollars*
1	All types	2, 747	1, 169, 873	337	114, 908	928	380, 632	681	117, 601	248	46, 626	226	125, 067
2	General	413	106, 794	39	6, 137	136	27, 963	46	6, 881	70	10, 041	23	5, 955
3	Cash-grain	8	659	186	59, 255			275	32, 496	3	280	97	37, 418
4	Crop-specialty	83	13, 765	5	523	12	1, 744	4	306	6	573	12	2, 121
5	Fruit	433	89, 350	14	5, 372	53	7, 101	229	40, 101			7	757
6	Truck	18	3, 726			4	420	5	340			27	3, 471
7	Dairy	754	371, 754	16	7, 377	272	124, 102	27	10, 309	35	5, 168	17	14, 778
8	Animal-specialty	24	10, 801	7	11, 458	18	2, 384	16	5, 057	21	8, 918		
9	Stock-ranch			17	18, 739	4	1, 662	12	4, 452	18	12, 045	15	58, 287
10	Poultry	467	506, 360			142	181, 901	19	12, 907	10	3, 000		
11	Self-sufficing	137	10, 471	21	1, 091	96	7, 896	6	325	31	3, 006		
12	Abnormal and unclassified	410	56, 191	32	4, 654	188	25, 437	42	4, 368	44	5, 596	28	2, 289
	Fertilizer:												
13	All types	334	26, 179	21	553	69	1, 758	352	87, 319			56	11, 083
14	General	43	1, 237	1	10	14	255	1	400			9	698
15	Cash-grain	1	6	9	521								
16	Crop-specialty	17	1, 349									5	770
17	Fruit	106	9, 369	4	136	5	95	332	86, 119			6	1, 611
18	Truck	18	7, 227			3	174	3	340			30	7, 373
19	Dairy	79	3, 454	1	6	14	288	1	3			3	496
20	Animal-specialty	5	725	1	20	1	10						
21	Stock-ranch			1	13	1	13						
22	Poultry	30	1, 070			12	390	1	120				
23	Self-sufficing	6	78	2	35	6	84						
24	Abnormal and unclassified	30	1, 657	2	12	13	508	14	337			3	135
	Labor:												
25	All types	1, 966	639, 940	409	582, 290	515	137, 745	879	1, 254, 176	204	49, 878	249	391, 409
26	General	265	37, 959	32	9, 262	71	10, 303	28	4, 777	52	8, 333	15	8, 595
27	Cash-grain	14	3, 091	290	445, 198			363	204, 198	9	779	143	217, 339
28	Crop-specialty	100	22, 681	8	2, 615	14	8, 353	8	1, 973	12	1, 602	14	6, 248
29	Fruit	496	301, 947	29	77, 647	47	11, 816	400	990, 308			19	16, 152
30	Truck	32	30, 108			3	433	3	1, 950			21	24, 519
31	Dairy	459	118, 270	8	3, 608	180	71, 850	15	6, 842	30	4, 569	30	10, 150
32	Animal-specialty	17	10, 414	6	6, 651	7	457	19	2, 395	37	8, 621		
33	Stock-ranch			18	32, 369	2	342	8	5, 950	18	21, 318	14	89, 510
34	Poultry	259	83, 337			83	18, 993	11	2, 669	6	431		
35	Self-sufficing	66	2, 608	8	353	31	1, 460			13	426		
36	Abnormal and unclassified	267	29, 439	19	4, 257	77	13, 738	33	34, 316	18	5, 726	12	7, 326

COUNTY TABLE VIII.—SPECIFIED FARM EXPENDI

[See NOTE,

	ITEM AND TYPE (See definitions in Introduction)	GARFIELD		GRANT		GRAYS HARBOR		ISLAND		JEFFERSON		KING	
		Farms reporting	Expenditures	Farms reporting	Expenditures	Farms reporting	Expenditures	Farms reporting	Expenditures	Farms reporting	Expenditures	Farms reporting	Expenditures
		Number	Dollars	Number	Dollars	Number	Dollars	Number	Dollars	Number	Dollars	Number	Dollars
	Feed												
1	All types	251	67,462	450	173,737	931	450,275	746	603,418	335	142,356	3,767	3,676,669
2	General	7	660	35	6,974	160	39,223	98	25,118	38	12,660	215	79,333
3	Cash-grain	188	41,440	180	30,664	1	425	31	4,867				
4	Crop-specialty			19	3,270	7	638	9	1,155	2	120	21	4,208
5	Fruit	13	2,330	53	15,630	27	3,776	48	6,225			216	40,860
6	Truck	1	30	4	585	4	600	1	750			244	58,812
7	Dairy	8	4,608	27	11,677	291	194,943	154	62,098	70	47,252	1,039	1,208,281
8	Animal-specialty	5	1,355	6	3,618	22	8,814	12	2,606	13	1,890	19	9,577
9	Stock-ranch	14	7,750	61	84,116								
10	Poultry			15	9,176	135	154,895	311	487,488	51	74,901	1,158	2,010,583
11	Self-sufficing	6	498	7	549	86	12,959	27	2,826	30	2,410	183	28,710
12	Abnormal and unclassified	9	8,791	43	7,478	198	34,002	55	10,295	31	3,125	672	226,305
	Fertilizer												
13	All types	8	943	58	16,074	119	5,400	80	2,511	41	2,861	839	206,549
14	General			3	123	12	264	10	157	9	716	56	3,350
15	Cash-grain	7	917	1	112			3	100				
16	Crop-specialty			3	287	3	385					8	1,549
17	Fruit			47	15,460	4	200	32	1,183			135	21,519
18	Truck			1	19	7	1,046					274	144,195
19	Dairy	1	26	1	10	35	1,478	6	390	12	353	104	8,411
20	Animal-specialty			1	53							1	35
21	Stock-ranch												
22	Poultry					16	790	22	589	11	1,303	76	2,520
23	Self-sufficing					6	28	1	14	2	20	21	620
24	Abnormal and unclassified			1	10	36	1,219	6	98	7	469	184	24,350
	Labor[1]												
25	All types	333	379,181	480	564,650	509	150,488	469	100,624	148	46,787	2,286	1,777,042
26	General	5	384	19	2,707	88	13,931	61	10,050	28	5,268	109	34,991
27	Cash grain	279	317,794	276	169,506	1	207	32	12,513				
28	Crop-specialty			19	11,536	6	4,550	9	756	1	376	22	26,114
29	Fruit	12	27,580	74	259,120	24	3,831	60	18,312			215	132,682
30	Truck	1	400	5	975	6	1,686	3	628			254	453,600
31	Dairy	6	652	11	3,602	197	80,199	94	19,047	59	21,855	695	582,433
32	Animal specialty	6	2,260	4	2,642	18	10,547	8	5,443	7	1,205	9	4,170
33	Stock-ranch	18	23,278	44	109,363								
34	Poultry			8	1,086	57	10,618	166	32,010	22	6,092	551	193,194
35	Self-sufficing	1	35			30	887	8	320	9	283	60	2,016
36	Abnormal and unclassified	5	6,803	20	4,123	82	24,032	28	1,745	22	13,708	371	347,842

	ITEM AND TYPE (See definitions in Introduction)	PEND OREILLE		PIERCE		SAN JUAN		SKAGIT		SKAMANIA		SNOHOMISH	
		Farms reporting	Expenditures	Farms reporting	Expenditures	Farms reporting	Expenditures	Farms reporting	Expenditures	Farms reporting	Expenditures	Farms reporting	Expenditures
		Number	Dollars	Number	Dollars	Number	Dollars	Number	Dollars	Number	Dollars	Number	Dollars
	Feed												
1	All types	463	115,840	3,736	2,898,386	385	119,015	2,300	1,037,254	209	39,369	3,514	2,390,723
2	General	126	31,349	259	87,954	114	23,755	221	65,867	35	7,864	265	62,394
3	Cash-grain	5	582			3	750	48	19,624			5	415
4	Crop-specialty	36	4,537	29	9,438	4	313	68	14,902	2	200	22	4,899
5	Fruit			567	143,670	23	6,065	61	13,377	38	5,007	107	23,742
6	Truck			73	20,229	8	1,194	11	3,871			17	5,786
7	Dairy	64	33,821	636	784,984	82	25,166	1,057	440,885	30	8,903	1,213	675,369
8	Animal-specialty	20	7,373	20	9,931	14	3,358	9	3,245	4	760	20	7,352
9	Stock-ranch					10	1,545						
10	Poultry	12	8,309	1,127	1,547,543	58	47,581	342	438,314	14	7,495	999	1,452,196
11	Self-sufficing	49	6,923	254	25,173	31	3,308	97	10,136	38	3,663	175	27,161
12	Abnormal and unclassified	151	22,946	771	269,464	38	5,980	386	77,033	48	5,480	685	131,417
	Fertilizer												
13	All types	42	1,187	943	128,119	81	2,492	541	31,987	41	4,571	450	28,333
14	General	16	285	36	1,970	19	453	54	2,934	10	513	66	3,346
15	Cash grain	1	30			1	50	26	1,924			1	96
16	Crop-specialty	3	271	9	2,510			46	3,265			4	422
17	Fruit			457	51,322	18	643	31	2,117	13	3,463	53	2,272
18	Truck			80	33,402	5	227	15	1,904			14	11,790
19	Dairy	4	120	51	3,055	17	792	235	9,923	7	304	133	5,371
20	Animal specialty	1	20	3	272	3	75					6	282
21	Stock-ranch												
22	Poultry			88	3,432	2	45	44	1,996	4	169	83	2,381
23	Self-sufficing	3	43	28	405	8	57	6	115	3	24	24	463
24	Abnormal and unclassified	14	418	191	31,730	8	150	84	7,809	4	98	66	1,910
	Labor												
25	All types	250	53,569	2,442	1,447,924	237	85,367	1,578	597,437	194	47,507	2,075	731,435
26	General	75	13,652	135	31,987	68	10,424	155	57,307	20	3,180	169	47,778
27	Cash-grain	5	1,877			5	1,208	84	97,633			8	15,520
28	Crop-specialty	30	12,916	32	48,964	1	320	72	49,896	4	915	19	7,755
29	Fruit			710	437,464	19	9,490	63	30,768	43	35,624	121	61,802
30	Truck			68	157,587	11	12,940	15	14,222			22	166,847
31	Dairy	39	9,653	361	305,420	54	12,473	752	225,991	20	2,031	800	272,171
32	Animal-specialty	17	4,469	12	4,532	11	1,931	9	3,350	1	120	14	2,489
33	Stock ranch					7	1,109						
34	Poultry	6	587	592	127,063	32	3,319	194	35,933	4	1,052	501	100,423
35	Self-sufficing	13	587	91	2,434	10	334	35	2,014	11	618	79	3,491
36	Abnormal and unclassified	55	9,848	441	332,473	19	11,819	209	80,323	21	3,967	342	53,179

TURES, 1929, BY TYPE OF FARM—Continued

bottom of p 8]

KITSAP		KITTITAS		KLICKITAT		LEWIS		LINCOLN		MASON		OKANOGAN		PACIFIC		
Farms reporting	Expenditures	Farms reporting	Expenditures	Farms reporting	Expenditures	Farms reporting	Expenditures	Farms reporting	Expenditures	Farms reporting	Expenditures	Farms reporting	Expenditures	Farms reporting	Expenditures	
Number	*Dollars*	*Number*	*Dollars*	*Number*	*Dollars*	*Number*	*Dollars*	*Number*	*Dollars*	*Number*	*Dollars*	*Number*	*Dollars*	*Number*	*Dollars*	
1,344	1,015,854	548	203,336	698	158,255	2,657	1,283,852	966	241,279	378	233,115	1,438	341,194	482	244,451	1
129	38,846	115	22,472	64	9,449	344	86,924	72	12,154	67	19,060	196	26,864	52	11,931	2
		63	11,702	138	19,092	36	7,819	687	132,462			38	3,410			3
3	425	80	11,786	21	1,842	18	4,397	3	350			51	4,073			4
56	9,720	17	2,921	58	13,851	43	7,024	24	2,396	15	2,771	414	55,374	17	3,148	5
11	1,443	2	400	8	1,275	10	917					10	879	3	2,263	6
191	130,533	160	65,272	92	29,169	780	314,064	69	32,937	81	45,245	243	81,985	170	106,546	7
4	798	27	13,374	49	14,700	46	13,644	16	4,061	7	1,000	101	32,482	10	4,402	8
		28	54,809	27	45,858			25	40,969			91	85,425	9	3,492	9
597	769,302	12	14,419	13	8,035	594	741,707	16	9,124	62	95,880	22	16,989	79	91,569	10
87	11,770	8	735	29	3,267	174	15,353	26	1,835	48	5,820	79	5,625	32	3,284	11
266	53,017	36	5,346	89	11,737	612	92,003	28	5,101	98	53,339	173	28,018	110	17,816	12
227	18,731	94	2,787	175	9,621	201	7,258	6	801	59	1,757	383	44,412	59	2,568	13
24	787	5	234	25	679	30	983	2	43	17	406	9	407	10	232	14
		1	5	40	1,737	1	306	1	3			1	35			15
		9	1,104	8	307	1	370					6	338			16
65	10,389	5	1,331	26	2,504	14	1,091	2	35	5	213	340	42,292	1	42	17
14	2,391			8	2,469	6	1,197					9	247	2	95	18
22	510	1	1	30	695	45	833			7	646	1	95	22	1,317	19
1	50	1	100	19	813							1	65	1	52	20
				3	246									1	26	21
42	980	1	5	2	90	36	786			13	222			9	674	22
8	110			4	76	10	90			10	159	6	132	4	68	23
51	3,544	1	7	10	205	58	1,600	1	720	7	110	20	701	9	162	24
678	199,183	567	469,065	658	356,689	1,494	362,488	1,134	750,921	183	43,496	1,308	980,826	305	190,951	25
61	5,637	122	52,661	58	10,784	226	36,533	43	9,042	37	4,612	149	23,899	31	5,149	26
		96	45,288	248	104,386	47	16,547	949	645,460			92	23,357			27
2	113	121	127,859	25	5,868	16	23,967	5	4,025			62	21,261			28
59	24,611	21	68,955	91	64,326	36	17,427	22	11,455	8	1,242	504	710,426	32	40,814	29
10	3,777	1	50	14	30,599	9	3,785					13	7,774	2	315	30
109	21,070	120	45,479	63	17,992	478	151,734	44	18,507	53	24,246	167	49,938	116	49,392	31
2	325	27	18,578	51	27,093	38	18,629	13	4,733	7	1,700	102	32,382	4	1,480	32
		30	103,780	33	56,277			27	54,487			80	95,062	8	5,763	33
268	45,428	6	1,557	3	433	282	47,899	10	1,455	27	7,134	11	1,729	39	8,244	34
36	1,371	4	157	13	433	59	2,824	11	257	13	301	23	732	13	418	35
131	25,821	19	4,721	59	8,428	304	42,863	10	1,551	38	4,271	105	14,468	60	9,377	36

SPOKANE		STEVENS		THURSTON		WAHKIAKUM		WALLA WALLA		WHATCOM		WHITMAN		YAKIMA		
Farms reporting	Expenditures	Farms reporting	Expenditures	Farms reporting	Expenditures	Farms reporting	Expenditures	Farms reporting	Expenditures	Farms reporting	Expenditures	Farms reporting	Expenditures	Farms reporting	Expenditures	
Number	*Dollars*	*Number*	*Dollars*	*Number*	*Dollars*	*Number*	*Dollars*	*Number*	*Dollars*	*Number*	*Dollars*	*Number*	*Dollars*	*Number*	*Dollars*	
3,094	1,045,078	1,630	293,190	1,449	616,638	348	100,788	1,097	419,688	3,571	2,663,121	1,557	438,089	4,148	1,059,794	1
477	86,783	474	69,023	194	42,783	22	1,756	112	20,546	274	107,692	101	19,250	395	70,268	2
589	78,159	48	5,667	8	1,630			357	144,576	8	1,085	1,103	267,726	108	18,560	3
165	18,562	65	6,955	14	3,822	12	790	63	7,286	28	6,421	40	5,541	791	123,592	4
191	81,985	37	3,672	136	24,913			74	37,779	61	13,336	19	3,813	1,892	299,238	5
103	14,605	3	630	6	585			149	20,045	12	2,278	7	350	93	11,173	6
498	380,677	427	101,191	404	216,632	220	79,543	124	59,814	1,467	720,315	69	47,188	361	129,047	7
49	23,144	111	28,443	24	5,965			16	9,745	24	12,273	30	17,068	88	41,588	8
15	2,840	7	1,426	5	1,250			17	54,784			21	39,501	45	178,317	9
316	261,047	51	27,896	240	264,951	14	14,069	34	19,447	1,121	1,715,465	23	14,632	107	98,249	10
212	19,128	159	14,039	77	7,354	16	868	30	2,652	91	11,223	31	1,796	51	4,233	11
479	132,247	208	34,178	341	46,751	58	3,756	121	37,008	485	73,233	113	21,224	217	85,459	12
344	37,348	93	4,753	211	10,875	34	939	150	18,970	637	38,465	119	9,566	986	178,757	13
45	7,346	26	1,194	30	1,493	1	7	17	352	64	2,678	15	317	18	837	14
26	1,927	4	85	1	20			8	409			65	6,991	3	1,100	15
24	1,271	4	89	1	50			3	215	13	863	5	89	85	10,959	16
56	8,956	16	2,584	54	3,657			11	1,527	26	2,959	2	53	804	156,645	17
50	9,409	2	30	8	658			96	11,045	15	2,245	1	75	38	5,749	18
33	1,027	12	199	42	2,511	30	847	2	50	356	17,192	13	339	9	718	19
7	1,200	3	56	4	114			1	15	4	201	3	64			20
								1	150							21
15	657	1	15	20	534	2	50			152	5,707	1	8	2	57	22
14	187	4	118	3	22					4	35	4	41	1	10	23
74	5,276	30	333	46	1,816	1	35	11	5,307	53	4,885	4	1,889	26	2,635	24
2,313	957,168	1,133	232,330	897	231,769	219	45,662	1,030	1,413,944	2,230	535,328	2,178	2,091,448	5,109	6,039,135	25
392	51,599	325	45,469	115	24,340	17	4,073	83	31,539	178	29,593	87	18,226	370	115,158	26
686	263,466	84	35,250	9	2,769			441	958,582	13	3,364	1,816	1,845,717	315	105,175	27
174	119,533	73	19,371	13	1,705	10	2,750	84	55,332	33	14,192	46	44,906	1,194	1,311,377	28
201	155,223	45	30,122	169	73,631			77	131,081	62	47,470	21	41,057	2,538	3,892,930	29
97	72,953	4	738	7	2,225			130	68,084	18	15,712	8	4,645	120	115,143	30
298	126,364	266	40,945	233	70,636	143	34,463	87	33,456	977	262,153	53	28,955	263	122,488	31
39	11,867	110	35,700	16	5,313			11	9,191	14	4,750	29	20,020	81	49,429	32
14	7,053	6	1,816	4	1,725			15	53,230			22	60,362	45	151,985	33
161	27,000	28	2,645	117	14,292	8	518	16	4,306	642	114,262	17	6,415	55	17,439	34
67	4,488	56	2,655	23	835	7	143	7	158	33	1,002	17	489	22	908	35
280	113,363	131	18,269	192	34,308	34	3,716	84	63,995	260	42,831	62	20,746	199	157,108	36

OREGON

OREGON

Counties, Principal Cities, Rivers, and Mountains

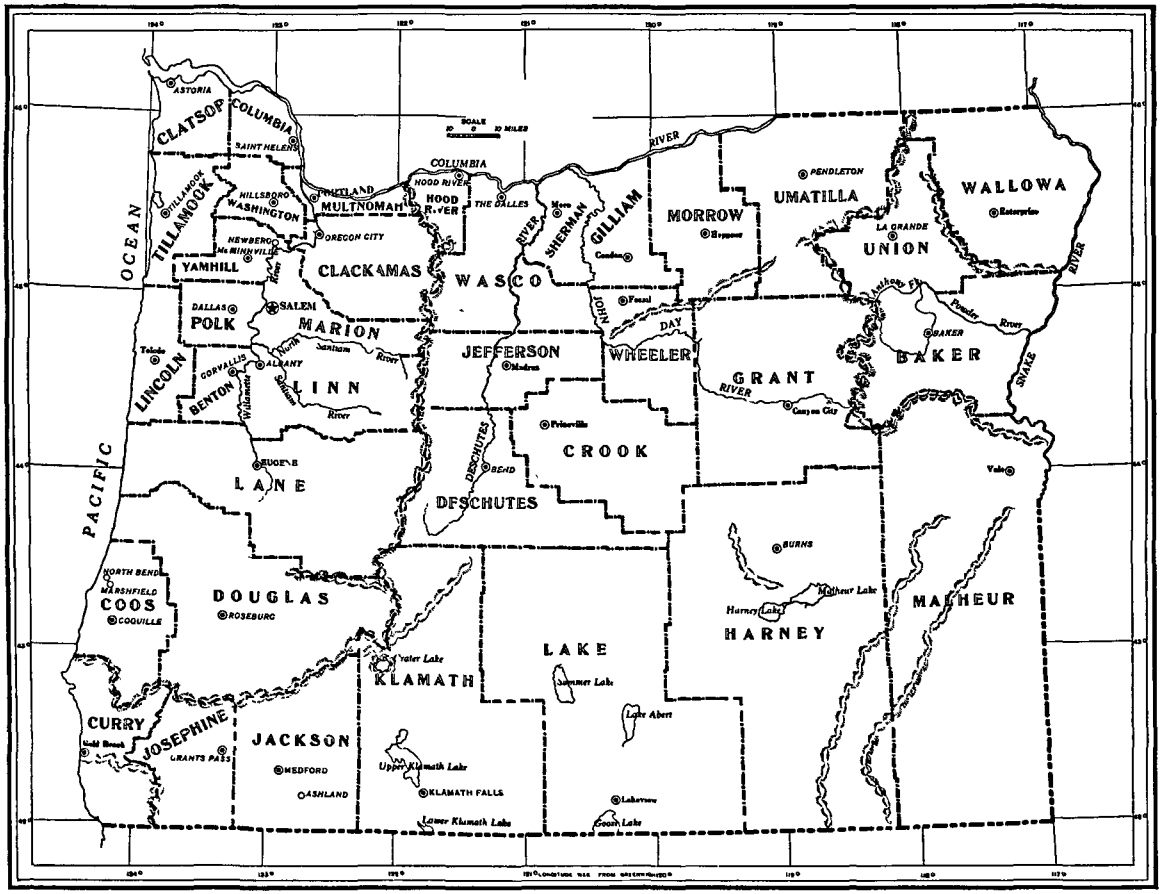

COUNTY TABLE I.—FARMS AND FARM ACREAGE, 1930 AND 1929, BY TYPE OF FARM

[See NOTE, bottom of p 8]

	ITEM AND TYPE OF FARM (See definitions in Introduction)	THE STATE	Baker	Benton	Clackamas	Clatsop	Columbia	Coos	Crook	Curry	Deschutes	Douglas
	FARMS, BY TYPE, 1930	*Number*	*Number*	*Number*	*Number*	*Number*	*Number*	*Number*	*Number*	*Number*	*Number*	*Number*
1	All types	55,153	1,383	1,340	4,747	694	1,667	1,305	489	348	624	2,488
2	General	9,762	212	313	1,263	59	257	119	56	54	120	541
3	Cash-grain	4,965	136	78	204	2	21	1	28		10	20
4	Crop-specialty	2,948	163	38	191	6	46	27	71		152	30
5	Fruit	6,307	14	96	392	13	52	19			3	573
6	Truck	942	8	14	116	8	11	5			2	36
7	Dairy	8,150	341	232	535	267	361	521	84	99	208	158
8	Animal-specialty	1,882	85	87	141	9	24	38	31	13	32	93
9	Stock-ranch	2,648	179	17	4	1		34	153	35	27	175
10	Poultry	3,091	24	53	467	110	81	49	9	4	32	217
11	Self-sufficing	3,447	62	101	375	48	161	166	7	40	18	196
12	Abnormal	7,816	119	241	708	139	513	231	22	72	143	334
13	Institution or country estate	45	1	3	3	1	1	1				2
14	Part-time	6,879	103	208	633	124	497	207	18	64	130	273
15	Boarding and lodging	75	2	3	6	2	1	1	1	1	1	5
16	Forest-product	666	8	23	59	6	12	22	1	5	6	51
17	Horse farm, feed lot, or livestock dealer	151	5	4	7	6	2		2	2	6	3
18	Unclassified	3,195	40	70	351	32	140	95	28	25	77	115
	FARM LAND, BY TYPE											
	All land in farms, 1930	*Acres*	*Acres*	*Acres*	*Acres*	*Acres*	*Acres*	*Acres*	*Acres*	*Acres*	*Acres*	*Acres*
19	All types	16,548,678	672,906	222,253	290,573	74,569	118,604	227,874	634,962	114,638	155,432	656,266
20	General	1,554,009	71,279	61,746	100,737	4,496	20,117	19,032	15,132	12,138	16,464	147,458
21	Cash grain	3,125,744	48,871	20,162	22,496		3,741		11,831		4,641	4,301
22	Crop-specialty	691,210	57,934	10,636	14,974	661	3,906	3,880	36,911		20,334	4,356
23	Fruit	491,730	3,258	6,626	17,816	384	2,601	1,475			98	151,466
24	Truck	33,410	462	530	3,278	63	545	51				1,423
25	Dairy	1,221,026	77,745	41,333	42,182	29,704	36,199	89,830	32,550	31,421	32,449	33,505
26	Animal-specialty	537,877	23,709	28,929	17,808	2,184	4,328	8,926	10,609	10,896	5,857	29,579
27	Stock-ranch	7,367,322	340,208	15,051	2,295			35,822	505,020	44,514	46,695	183,411
28	Poultry	183,585	4,856	4,379	15,176	3,673	2,823	3,155	1,713	363	4,791	26,306
29	Self-sufficing	267,159	7,576	7,379	15,552	3,029	6,129	18,333	1,000	4,352	1,968	20,007
30	Abnormal	622,925	23,160	18,641	23,861	6,647	18,721	32,908	5,509	8,040	11,484	40,910
31	Institution or country estate	7,757		602	287							
32	Part time	366,525	19,885	11,617	17,510	5,144	17,520	11,405	5,509	7,328	6,906	20,219
33	Boarding and lodging	7,233		35	320							577
34	Forest-product	193,588	1,796	4,861	5,133	971	1,201	21,503		712	2,018	10,394
35	Horse farm, feed lot, or livestock dealer	47,822	1,479	1,526	611	532					2,560	9,720
36	Unclassified	452,681	13,848	6,841	14,398	23,721	19,494	14,462	14,687	3,114	10,601	13,544
	Average acres per farm, 1930											
37	All types	300	487	166	61	107	71	175	1,298	336	189	264
38	General	159	336	197	80	76	78	160	270	225	137	273
39	Cash grain	630	359	258	110		178		423		464	215
40	Crop-specialty	234	355	280	78	110	85	144	520		134	145
41	Fruit	78	233	69	45	30	50	78			33	264
42	Truck	36	58	38	28	8	50	10				40
43	Dairy	150	228	178	79	111	100	172	388	317	156	212
44	Animal-specialty	286	279	833	126	243	180	235	342	833	184	318
45	Stock-ranch	2,783	1,901	885	574			1,054	3,301	1,272	1,729	1,048
46	Poultry	59	202	83	32	33	35	64	190	91	150	121
47	Self-sufficing	78	122	73	41	63	38	110	143	109	109	102
48	Abnormal	80	200	77	34	49	37	144	306	117	81	123
	Crop land harvested, 1929											
49	All types	2,906,394	111,144	53,262	100,487	8,060	91,431	18,536	37,058	4,710	26,785	65,152
50	General	394,123	16,816	14,431	37,628	761	4,128	1,627	3,184	575	4,065	16,753
51	Cash-grain	1,131,089	18,534	9,376	11,129		2,106		2,334		751	1,513
52	Crop-specialty	225,295	19,136	4,828	7,223	91	1,408	826	6,365		7,598	1,132
53	Fruit	178,397	499	3,188	7,157	126	636	143			15	23,476
54	Truck	16,892	87	250	1,802	29	259	16				682
55	Dairy	288,094	18,772	10,332	14,440	5,096	7,753	11,274	4,720	2,581	8,668	4,282
56	Animal-specialty	119,392	7,557	5,444	5,076	204	448	761	2,331	119	1,318	3,372
57	Stock ranch	381,446	26,799	594	357			895	17,392	623	1,432	5,926
58	Poultry	46,651	464	1,091	5,703	604	765	321	241	6	561	3,498
59	Self-sufficing	28,758	747	911	3,252	337	654	1,143	40	242	182	1,841
60	Abnormal	62,393	1,129	2,141	4,489	579	2,517	954	150	298	1,510	2,279
61	Institution or country estate	4,237		296	136							
62	Part-time	42,802	660	1,348	3,500	489	2,429	580	150	254	1,013	1,746
63	Boarding and lodging	626		6	39							38
64	Forest-product	10,716	82	340	706	27	88	368		44	87	448
65	Horse farm, feed lot, or livestock dealer	4,012	387	151	108	63					410	47
66	Unclassified	33,792	604	676	2,231	231	757	576	309	266	665	396
	Plowable pasture, 1929											
67	All types	818,603	32,914	32,700	12,948	4,910	5,539	17,166	14,459	11,210	5,707	58,653
68	General	123,113	4,868	8,212	3,369	301	531	1,676	1,134	1,476	1,115	12,342
69	Cash-grain	96,788	1,686	2,541	800		161		864		180	389
70	Crop-specialty	40,329	2,697	2,390	1,036	49	254	182	719		643	210
71	Fruit	31,151	36	617	755	17	16	14			2	12,979
72	Truck	1,694	3	59	99	3	24	1				151
73	Dairy	111,323	3,960	5,393	1,586	3,347	2,639	10,115	1,559	4,347	2,003	3,329
74	Animal-specialty	52,475	1,004	5,593	1,417	78	80	745	714	609	416	3,187
75	Stock-ranch	245,830	16,123	2,641	65			1,106	8,107	2,790	594	13,180
76	Poultry	17,755	352	652	718	317	92	163	52	40	49	3,172
77	Self-sufficing	17,864	198	851	703	89	261	1,108	50	240	154	1,007
78	Abnormal	47,646	1,312	2,167	1,145	505	561	673	325	1,466	304	5,693
79	Unclassified	30,832	655	1,784	763	204	929	1,155	935	242	257	1,014
	Other pasture (excl woodland), 1929											
80	All types	7,942,543	419,564	27,300	25,176	8,942	15,822	23,299	532,054	30,839	54,961	136,768
81	General	355,154	33,016	9,016	9,150	401	1,604	1,725	7,944	2,667	3,944	31,082
82	Cash-grain	785,262	19,734	1,599	1,379		11		6,835		2,627	470
83	Crop-specialty	282,576	29,034	351	1,176	5	130	195	26,709		3,114	214
84	Fruit	51,078	2,453	215	1,744	6	22	76			2	24,686
85	Truck	3,631	257	35	42	2	173					10
86	Dairy	334,880	40,584	4,163	3,834	5,076	7,159	9,461	21,064	9,763	8,986	3,916
87	Animal-specialty	175,224	11,732	4,016	2,037	660	734	1,339	5,997	1,065	2,255	7,021
88	Stock-ranch	5,469,013	343,700	3,838	550			4,251	445,738	14,524	24,006	56,861
89	Poultry	33,794	3,535	536	948	502	64	338	907	164	635	4,961
90	Self-sufficing	70,812	4,960	936	965	336	450	1,789	505	863	606	1,620
91	Abnormal	166,901	16,077	2,438	3,111	764	869	3,395	4,429	1,132	4,233	4,533
92	Unclassified	151,218	9,192	157	1,217	1,190	4,606	730	11,636	656	4,553	1,194

COUNTY TABLE I.—FARMS AND FARM ACREAGE,

[See NOTE,

	ITEM AND TYPE OF FARM (See definitions in Introduction)	Gilliam	Grant	Harney	Hood River	Jackson	Jefferson	Josephine	Klamath	Lake	Lane	Lincoln
	FARMS, BY TYPE, 1930	*Number*	*Number*	*Number*	*Number*	*Number*	*Number*	*Number*	*Number*	*Number*	*Number*	*Number*
1	All types	353	632	603	987	2,214	335	1,164	1,197	485	4,069	732
2	General	19	75	61	56	317	21	247	117	57	836	141
3	Cash-grain	224	10	31	2	77	178	11	79	19	160	
4	Crop-specialty	8	75	90	22	118	8	33	278	44	136	17
5	Fruit		1		592	454	2	83			274	6
6	Truck				5	41		6	6		57	6
7	Dairy	14	50	30	45	276	11	97	126	59	422	213
8	Animal-specialty		34	35	4	129		32	79	50	140	23
9	Stock ranch	59	258	256		67	56	6	193	165	52	12
10	Poultry	4	1		41	102		76	45	6	411	18
11	Self-sufficing	4	43	24	12	122	28	167	72	9	349	124
12	Abnormal	6	55	44	136	390	14	209	111	39	913	101
13	Institution or country estate			1		1	1		1		1	
14	Part-time	4	39	28	132	342	9	171	91	26	777	72
15	Boarding and lodging	1	1	2	1	5	3	3	3	2	15	3
16	Forest-product		13	5	3	41		32	12	4	114	23
17	Horse farm, feed lot, or livestock dealer	1	2	8		1	1	3	4	7	6	3
18	Unclassified	15	30	32	52	121	17	197	91	37	299	71
	FARM LAND, BY TYPE											
	All land in farms, 1930	*Acres*	*Acres*	*Acres*	*Acres*	*Acres*	*Acres*	*Acres*	*Acres*	*Acres*	*Acres*	*Acres*
19	All types	693,715	899,329	795,205	37,699	288,371	620,567	105,361	569,949	749,788	514,267	106,715
20	General	7,635	42,771	38,397	3,247	37,444	11,116	26,181	27,531	31,600	129,058	24,954
21	Cash grain	391,168	6,796	17,396		15,043	166,286	1,909	41,919	8,691	33,085	
22	Crop-specialty	8,441	61,202	80,533	1,596	21,093	4,972	2,973	56,243	24,713	19,275	2,257
23	Fruit				23,351	37,569		7,566			15,738	491
24	Truck				473	1,136		127	137		2,764	440
25	Dairy	5,411	28,421	12,935	2,270	32,866	5,530	9,491	30,543	29,606	66,534	33,621
26	Animal specialty		14,564	8,914	1,343	27,455		6,516	34,873	24,581	40,204	5,759
27	Stock ranch	264,255	681,999	571,031		57,543	417,183	2,670	324,704	599,543	46,740	5,574
28	Poultry	861			845	9,012		5,820	2,776	239	27,249	1,405
29	Self-sufficing	370	16,553	8,942	400	9,434	4,450	12,242	12,909	2,156	26,600	11,429
30	Abnormal	422	25,308	13,265	2,610	27,070	3,150	18,219	16,287	13,042	77,687	11,303
31	Institution or country estate											
32	Part time	422	12,919	7,690	2,300	16,598	2,551	13,463	6,227	6,051	43,738	5,175
33	Boarding and lodging					899	599	224	639		1,390	230
34	Forest product		12,389	2,772	310	9,573		4,182	5,793	1,240	30,410	5,741
35	Horse farm, feed lot, or livestock dealer			2,803				350	3,628	5,751	2,149	157
36	Unclassified	15,152	21,715	43,792	1,564	12,606	7,880	11,547	22,027	15,617	29,333	9,482
	Average acres per farm, 1930.											
37	All types	1,965	1,423	1,319	39	130	1,852	91	476	1,546	126	146
38	General	402	570	629	58	118	529	106	235	554	154	177
39	Cash-grain	1,746	680	561		195	934	174	531	457	221	
40	Crop specialty	1,055	816	895	73	179	622	90	202	562	142	133
41	Fruit				39	83		92			57	82
42	Truck				95	28		21	23		32	73
43	Dairy	387	568	431	50	119	503	98	242	502	158	158
44	Animal-specialty		428	255	336	213		204	441	492	287	250
45	Stock ranch	4,479	2,643	2,231		859	7,450	445	1,682	3,634	899	465
46	Poultry	215			21	88		77	62	40	66	78
47	Self-sufficing	93	385	373	33	77	159	73	179	240	76	92
48	Abnormal	106	487	324	19	70	263	87	148	352	85	112
	Crop land harvested, 1929											
49	All types	134,042	51,111	114,765	16,044	66,559	59,316	17,486	94,299	89,989	102,891	10,108
50	General	1,040	4,325	6,092	1,117	8,980	1,815	5,485	7,441	5,527	28,279	2,516
51	Cash-grain	124,974	764	5,184		6,746	46,483	670	15,246	2,031	15,871	
52	Crop specialty	938	6,313	19,162	549	5,509	678	1,213	23,702	6,149	6,707	302
53	Fruit				12,317	17,838		1,882			7,372	56
54	Truck				78	581		61	116		1,711	39
55	Dairy	671	3,072	2,753	596	8,698	389	2,244	7,447	6,449	15,146	4,141
56	Animal-specialty		2,613	3,024	192	6,150		1,364	6,543	5,856	6,557	416
57	Stock ranch	5,545	31,207	70,262		5,279	8,822	300	28,909	62,357	2,101	293
58	Poultry	65			287	1,882		838	927	79	7,053	197
59	Self-sufficing	49	727	360	36	1,089	356	1,276	1,224	166	2,803	878
60	Abnormal	27	1,266	960	555	2,815	306	1,378	1,764	607	7,350	747
61	Institution or country estate											
62	Part time	27	702	425	535	1,918	258	1,035	935	473	5,104	416
63	Boarding and lodging					99	48	38	81		156	15
64	Forest-product		564	72	20	798		259	498	44	1,961	290
65	Horse farm, feed lot, or livestock dealer			463				46	250	90	129	26
66	Unclassified	733	824	4,968	317	1,082	467	775	980	768	1,941	523
	Plowable pasture, 1929											
67	All types	19,419	17,813	53,859	1,776	16,924	9,964	8,500	79,342	15,707	53,549	8,153
68	General	209	925	1,100	123	1,622	117	2,106	2,808	2,593	13,626	1,460
69	Cash grain	5,410	54	818		731	4,578	271	4,017	640	3,253	
70	Crop-specialty		865	9,780	104	843		270	6,068	99	1,533	193
71	Fruit				847	1,610		426			1,539	
72	Truck				115	129		4	6		93	10
73	Dairy	557	794	585	364	2,804	361	1,175	4,571	2,389	6,824	2,852
74	Animal-specialty		585	598		1,551		981	3,652	1,262	5,334	517
75	Stock-ranch	12,642	13,051	36,347		2,899	3,357	258	50,040	7,226	4,976	146
76	Poultry	20			44	686		554	397	30	3,449	34
77	Self-sufficing	3	299	700	2	491	172	549	2,038	158	2,260	689
78	Abnormal	80	595	1,084	134	1,974	100	1,203	4,942	904	7,391	596
79	Unclassified	498	445	2,840	43	1,584	579	704	803	406	3,471	1,656
	Other pasture (excl woodland), 1929											
80	All types	379,404	695,490	599,739	1,780	62,606	459,863	6,867	248,183	521,471	76,238	90,138
81	General	5,559	27,083	24,483	239	4,142	5,330	1,927	8,781	18,853	19,119	6,363
82	Cash-grain	135,391	4,436	5,226		766	60,115	401	12,010	4,096	2,916	
83	Crop-specialty	6,974	49,305	47,889	38	6,389	3,531	229	12,806	15,385	1,508	248
84	Fruit				621	5,214		42			1,506	153
85	Truck				260	9		2	3		89	152
86	Dairy	3,555	20,875	8,640	153	4,395	3,371	518	10,902	16,426	9,634	6,048
87	Animal-specialty		9,979	4,081	100	5,509		662	17,770	13,997	8,047	596
88	Stock ranch	214,931	533,527	453,414		23,879	377,905	315	165,251	431,136	12,477	1,507
89	Poultry	749			239	1,081		104	822	83	3,902	92
90	Self-sufficing	299	12,044	7,362		1,847	3,542	700	5,992	1,387	2,877	2,306
91	Abnormal	303	20,646	10,755	41	7,117	1,815	678	2,621	8,575	11,479	1,236
92	Unclassified	11,643	16,996	33,888	89	2,258	4,053	1,289	12,138	11,533	4,672	1,437

1930 AND 1929, BY TYPE OF FARM—Continued

bottom of p 8]

Linn	Malheur	Marion	Morrow	Multnomah	Polk	Sherman	Tillamook	Umatilla	Union	Wallowa	Wasco	Washington	Wheeler	Yamhill	
Number	*Number*	*Number*	*Number*	*Number*	*Number*	*Number*	*Number*	*Number*	*Number*	*Number*	*Number*	*Number*	*Number*	*Number*	
3,074	1,345	4,821	638	1,733	1,882	369	811	2,265	1,276	952	1,076	3,917	394	2,690	1
1,073	203	989	57	174	327	9	10	189	202	162	136	689	64	537	2
203	75	383	295	13	167	315	-	691	365	211	351	318	16	282	3
84	303	309	37	97	83	-	-	195	44	31	10	115	20	67	4
257	56	932	-	291	435	-	3	418	141	-	159	442	-	599	5
17	11	149	7	207	7	3	-	27	-	-	56	85	-	22	6
350	129	411	36	252	301	6	621	263	167	117	66	850	11	421	7
159	79	125	-	6	58	4	-	49	51	157	45	34	-	36	8
65	194	30	96	-	3	18	-	107	54	136	74	-	115	7	9
214	58	232	14	148	87	-	16	75	30	-	20	312	7	128	10
220	84	298	15	70	95	5	26	49	52	27	38	249	19	122	11
315	83	759	36	306	260	-	102	136	140	84	69	588	29	369	12
-	-	10	-	7	-	-	-	1	2	-	-	7	-	1	13
269	73	695	29	270	229	-	85	120	129	75	57	540	24	336	14
1	3	2	-	2	3	-	1	-	-	-	-	1	-	-	15
36	-	35	4	9	25	-	11	9	8	7	11	38	5	27	16
9	7	16	3	18	3	-	5	6	1	2	1	2	-	5	17
117	120	204	35	169	59	9	33	66	30	27	52	235	4	100	18
Acres	*Acres*	*Acres*	*Acres*	*Acres*	*Acres*	*Acres*	*Acres*	*Acres*	*Acres*	*Acres*	*Acres*	*Acres*	*Acres*	*Acres*	
468,706	573,592	399,563	1,210,456	76 113	245,363	435,214	83,031	1,377,484	457,981	569,759	892,555	234,798	688,058	987,771	19
181 876	31,819	94,291	12,144	7,395	51,340	8,505	1,883	22,582	51 608	48,991	45 332	45,828	39,417	67,445	20
55,323	18,238	68,720	375,258	923	47,717	382,167	-	653,396	195,565	128,330	290,928	43,436	13,379	54,028	21
15,649	78,190	37,647	13,574	9,408	12,708	-	-	39,047	13,715	6,495	2,662	6,527	10,805	7,884	22
23,315	4,389	51,851	-	6,146	36,825	-	67	8,592	11,588	-	12,765	26,013	-	41,540	23
787	660	4,433	572	7 123	189	82	-	393	-	-	3,776	2,502	-	1,464	24
45,117	33,228	39,206	7,664	29,657	49,868	970	67,938	33,745	44,685	30,239	20,057	66,585	3,729	44,192	25
36,326	21,188	22,262	-	1,247	17,270	1,639	-	18,971	15,522	60,567	19,423	3,836	-	12,562	26
45,413	329,213	19,897	771,148	-	1 147	42,137	-	574,923	102,717	274,458	466,738	-	589,818	5,455	27
18,999	8,406	7,808	817	1 559	5,976	-	602	3,055	1,820	-	2,558	8,155	2,384	5,974	28
14,212	4,157	13,328	1,234	1,832	3,901	535	2,171	3,180	4,543	3,256	3,441	7,716	9,458	3,385	29
22,428	24,620	31 779	10,480	6,061	13,520	-	6,702	7,209	10,889	8,429	13,622	14,993	17,966	35,983	30
-	-	5,309	-	428	-	-	-	-	-	-	-	1,131	-	-	31
13,813	16,140	17,374	5,523	4,066	8,603	-	5,327	4,959	6,365	7,236	7,582	9,976	9,606	9,778	32
-	2,211	-	-	-	109	-	-	-	-	-	-	-	-	-	33
6,752	-	4,215	2,960	638	4,774	-	1,041	2,098	4,524	1,193	6,040	3,886	8,360	26,108	34
1,863	6,269	4,881	1,997	929	34	-	334	152	-	-	-	-	-	97	35
9,261	18,475	8,341	17 565	4,732	4,902	4,179	3,668	12,391	5,329	8,994	11,253	9,207	1,100	7,859	36
158	496	83	1,927	44	130	1,179	109	608	359	598	830	60	2,423	107	37
170	157	95	213	43	157	389	188	119	255	302	333	67	616	126	38
273	243	179	1,272	71	286	1,213	-	946	536	608	829	137	892	192	39
186	258	122	367	97	153	-	-	200	312	210	266	57	540	118	40
91	78	56	-	21	85	-	22	21	82	-	80	59	-	69	41
46	60	30	52	34	27	27	-	15	-	-	67	29	-	67	42
129	258	95	213	118	166	162	109	128	268	258	304	78	339	105	43
228	268	178	-	208	298	410	-	387	304	386	432	113	-	349	44
699	1,697	663	8,033	-	382	2,341	-	5,373	1,902	2,018	6,307	-	5,129	779	45
89	145	34	58	11	69	-	38	41	61	-	128	26	341	47	46
65	122	45	52	26	41	107	84	65	87	121	91	31	498	28	47
71	297	42	291	20	52	-	66	53	79	103	200	26	620	98	48
145,398	91,575	162,862	154,976	26,599	97 833	136,637	11,557	337,354	117,234	84,234	100,728	113,568	21,955	110,706	49
59,614	9,685	39,960	2,345	3,013	17,541	361	104	5,669	12,320	11,268	6,006	22,689	3,229	25,734	50
28,863	6,494	36,905	129,410	480	26,895	134,051	-	265,215	71,106	34,770	70,847	27,935	2,052	32,354	51
7,596	30,952	19,387	2,692	3,335	6,798	-	-	19,207	4,531	2,369	409	3,405	998	3,787	52
8,329	2,687	25,655	-	3,148	18,591	-	31	5,453	3,487	-	4,670	11,080	-	20,561	53
413	209	2,430	163	4,644	83	50	-	286	-	-	818	1,230	-	855	54
15,229	4,652	16,736	1,244	7,406	18,664	9	10,731	7 267	9,322	5,844	1,784	32,700	453	16,615	55
10,788	6,486	6,198	-	180	4,100	314	-	4,882	5,362	14,282	2,921	1,370	-	3,164	56
2,509	26,842	596	17,877	-	53	1,726	-	15,906	8,407	13,642	11,742	-	13,843	222	57
6,065	1,599	3,496	294	560	1,817	-	52	1,016	229	-	252	4,269	188	2,232	58
2,121	435	1,921	84	343	575	56	101	466	504	420	343	1,825	344	877	59
2,936	1,220	3,111	574	1,832	2,125	-	435	774	1,178	847	543	3,827	844	3,336	60
-	-	3,147	-	234	-	-	-	-	-	-	-	424	-	-	61
2,011	890	3,926	244	1,061	1,683	-	338	648	1,035	648	439	3,086	449	2,312	62
-	80	-	-	-	26	-	-	-	-	-	-	-	-	-	63
557	-	623	80	38	406	-	77	103	143	190	104	317	396	978	64
368	341	415	250	479	10	-	20	23	-	-	-	-	-	36	65
830	1,314	1,467	293	1,656	591	70	103	1,213	788	792	398	3,238	4	979	66
33,834	3,684	39,279	37,761	7,793	18,900	8,794	13,817	48,450	19,190	16,074	11,871	7,632	5,344	15,536	67
32,317	204	9,651	538	572	4,290	390	78	1,438	3,085	2,478	565	1,375	405	3,484	68
8,878	67	4,319	7,790	3	3,139	7,852	-	19,115	6,956	3,691	4,771	1,213	65	2,506	69
2,566	1,070	1,853	813	987	926	-	-	3,009	890	285	47	244	405	210	70
2,192	119	3,910	-	324	2,035	-	16	826	381	-	348	788	-	1,655	71
33	-	327	160	185	1	11	-	-	-	-	123	74	-	84	72
7,457	1,196	4,694	560	4,573	3,523	69	12,617	3,362	2,566	3,331	448	2,343	15	3,314	73
9,535	778	4,636	-	64	1,762	30	-	1,411	1 958	2,170	617	311	-	893	74
9,402	3,308	4,033	25,666	-	213	362	-	11,010	2,518	5,520	3,240	-	4,267	753	75
4,018	82	890	85	156	552	-	37	243	59	-	105	319	-	361	76
2,307	231	847	250	223	153	-	136	714	105	13	104	314	40	405	77
2,906	286	3,001	1,320	270	1,550	-	876	685	801	254	916	338	12	1,075	78
3,224	1,543	1,129	1,029	436	736	-	157	637	180	332	88	413	135	796	79
61,756	432,084	40,100	798,798	19,290	16,555	142,400	16,191	494,446	178,171	308,306	578,563	11,698	612,491	18,498	80
21 351	16,817	6,298	7,055	629	3,459	2,221	496	8,726	18,668	16,781	18,537	2,712	29,420	4,954	81
3,725	9,054	4,328	93,553	136	3,540	97,935	-	82,430	51,697	51,337	113,408	1,402	8,677	2,428	82
637	37 375	1,703	8,942	895	580	-	-	6,459	6,279	2,170	989	264	8,449	424	83
1,078	601	3,452	-	136	1,433	-	-	374	1,926	-	1,674	963	-	2,471	84
84	232	294	112	191	4	13	-	10	-	-	1,528	47	-	88	85
6,709	24,504	4,345	3,449	7,551	4,698	706	12,870	14,790	22,458	14,390	10,770	3,764	2,952	2,291	86
5,413	11,289	3,267	-	298	601	553	-	8,577	6,035	28,877	9,883	309	-	2,133	87
13,808	294,856	10,053	657 892	-	371	37,891	-	357,144	63,670	183,310	400,905	-	439,735	1,579	88
2,453	4,618	668	301	54	124	-	72	1,108	608	-	1,289	170	1,986	331	89
2,034	2,832	895	630	391	171	390	659	897	1,025	1,236	930	408	7 844	103	90
3,041	19,650	1,898	4,897	941	1,003	-	1,549	1,824	2,618	4,218	4,336	1,304	13,402	1,085	91
1,168	10,196	870	9,950	908	571	2,340	713	2,122	2,787	5,907	6,356	359	826	606	92

COUNTY TABLE II.—VALUE OF SPECIFIED

[See NOTE.

	ITEM AND TYPE OF FARM (See definitions in Introduction)	THE STATE	Baker	Benton	Clackamas	Clatsop	Columbia	Coos	Crook	Curry	Deschutes	Douglas
	Land and buildings.	*Dollars*	*Dollars*	*Dollars*	*Dollars*	*Dollars*	*Dollars*	*Dollars*	*Dollars*	*Dollars*	*Dollars*	*Dollars*
1	All types	630,627,927	16,214,053	13,068,565	38,732,175	5,430,285	9,948,829	11,808,480	5,812,009	3,534,482	5,508,871	24,159,839
2	General	92,893,871	2,506,047	3,374,346	11,737,042	324,350	1,714,819	775,950	474,105	407,540	811,117	4,936,715
3	Cash-grain	135,486,807	2,145,675	1,494,555	2,703,880	----------	484,820	----------	252,800	----------	128,300	227,500
4	Crop-specialty	39,667,315	2,102,648	628,795	2,424,875	39,000	497,700	301,570	895,330	----------	1,319,391	276,900
5	Fruit	76,965,828	138,700	892,618	3,353,440	187,700	318,800	133,900	----------	----------	6,800	3,068,775
6	Truck	9,593,692	39,000	73,400	1,099,900	18,800	86,880	14,150	----------	----------	----------	407,150
7	Dairy	92,256,704	3,385,921	2,394,065	5,565,205	3,063,675	3,461,475	6,786,420	690,720	1,706,100	1,695,685	1,911,850
8	Animal-specialty	24,336,545	1,226,346	1,571,765	1,404,880	123,000	229,550	510,455	372,259	138,200	252,020	962,590
9	Stock-ranch	70,135,419	3,824,421	372,810	80,000	----------	----------	746,725	2,900,420	729,272	280,410	3,560,848
10	Poultry	20,331,305	120,100	429,520	3,078,077	567,275	399,300	252,100	51,300	9,500	192,482	1,343,091
11	Self-sufficing	13,297,469	145,900	354,840	1,747,270	169,750	458,385	748,625	10,600	120,600	52,140	632,720
12	Abnormal	35,903,445	352,105	1,090,451	3,350,571	539,160	1,594,565	858,955	38,275	250,570	467,281	1,342,185
13	Institution or country estate	2,325,505	----------	132,031	111,000	----------	----------	----------	----------	----------	----------	----------
14	Part-time	27,394,491	296,030	735,095	2,866,055	461,960	1,548,865	691,155	38,275	231,470	375,981	893,685
15	Boarding and lodging	373,150	----------	18,100	33,500	----------	----------	----------	----------	----------	----------	36,000
16	Forest-product	4,067,484	25,800	136,225	297,016	20,200	45,700	167,800	----------	19,100	27,800	213,500
17	Horse farm, feed lot, or livestock dealer	1,742,835	30,275	69,000	49,000	57,000	----------	----------	----------	----------	63,500	200,000
18	Unclassified	19,959,527	227,190	391,400	2,181,035	397,575	700,535	677,600	126,200	172,700	294,245	481,215
	Land and buildings, per farm											
19	All types	11,438	11,724	9,753	8,159	7,825	5,967	9,047	11,885	10,335	6,887	9,708
20	General	9,516	11,821	10,781	9,293	5,497	6,672	6,521	8,466	7,547	6,759	9,125
21	Cash grain	27,316	15,777	19,161	13,254	----------	23,087	----------	9,020	----------	12,830	11,375
22	Crop-specialty	13,456	12,900	16,547	12,896	6,500	10,820	11,169	12,610	----------	8,986	9,239
23	Fruit	12,209	9,907	9,238	8,555	14,438	5,131	7,047	----------	----------	2,267	14,082
24	Truck	10,206	4,875	5,243	6,482	2,350	7,898	2,830	----------	----------	----------	11,310
25	Dairy	11,320	9,929	10,319	10,402	11,474	9,589	13,026	8,223	17,233	8,152	12,100
26	Animal specialty	12,931	14,428	18,066	9,964	13,667	9,565	13,433	12,008	10,631	7,876	10,350
27	Stock-ranch	26,496	21,365	21,930	20,000	----------	----------	21,963	18,957	20,836	10,386	20,348
28	Poultry	6,589	5,004	8,104	6,591	5,157	4,930	5,145	5,700	2,375	6,015	6,189
29	Self-sufficing	3,858	2,353	3,512	4,659	3,536	2,847	4,510	1,514	3,015	3,452	3,228
30	Abnormal	4,627	3,035	4,525	4,741	3,964	3,133	3,751	2,126	3,631	3,291	4,046
	Land and buildings, per acre											
31	All types	38	24	59	133	73	84	52	9	31	35	37
32	General	60	35	55	117	72	85	41	31	34	49	33
33	Cash grain	43	44	74	120	----------	130	----------	21	----------	28	53
34	Crop-specialty	57	36	59	162	59	127	78	24	----------	65	64
35	Fruit	157	43	135	188	489	123	91	----------	----------	69	53
36	Truck	287	84	138	336	298	159	277	----------	----------	----------	296
37	Dairy	76	44	58	132	103	96	76	21	54	52	57
38	Animal specialty	45	52	54	79	56	53	57	35	13	43	33
39	Stock-ranch	10	11	25	35	----------	----------	21	6	16	6	19
40	Poultry	111	25	98	203	154	141	80	30	26	40	51
41	Self-sufficing	50	19	48	112	56	75	41	11	28	32	22
42	Abnormal	58	15	58	141	81	85	26	7	31	41	33
	Farm buildings (including dwellings)											
43	All types	128,881,093	2,987,474	3,189,055	10,741,693	1,667,015	2,838,063	2,729,022	932,549	674,297	1,334,609	5,228,968
44	General	21,823,804	478,465	748,235	2,956,231	115,030	541,421	202,650	122,000	85,400	188,234	1,045,580
45	Cash grain	15,855,566	318,125	286,600	533,940	----------	66,700	----------	41,875	----------	19,520	40,950
46	Crop-specialty	7,292,300	337,035	120,612	521,835	11,400	101,450	80,175	122,545	----------	245,850	53,300
47	Fruit	18,173,118	40,375	244,735	894,915	33,200	96,100	23,060	----------	----------	4,200	1,828,740
48	Truck	1,812,135	13,800	16,300	280,475	3,900	22,775	2,840	----------	----------	----------	66,950
49	Dairy	21,550,659	768,835	575,600	1,494,640	865,715	885,336	1,381,462	166,550	293,350	425,805	431,420
50	Animal-specialty	4,974,045	238,250	358,300	325,960	12,700	34,025	103,360	84,909	22,300	59,850	196,725
51	Stock-ranch	8,020,400	501,984	57,150	15,650	----------	----------	113,350	248,135	109,222	58,900	481,400
52	Poultry	7,675,594	43,025	165,850	1,199,370	282,650	158,075	91,300	13,935	3,700	67,725	444,556
53	Self-sufficing	4,409,545	40,545	119,230	569,650	64,100	163,455	218,650	4,300	27,175	16,050	182,425
54	Abnormal	11,872,290	112,670	371,993	1,179,052	216,395	610,745	320,500	10,910	82,350	165,550	379,105
55	Institution or country estate	594,563	----------	37,698	17,000	----------	----------	----------	----------	----------	----------	----------
56	Part time	9,956,730	102,920	288,000	1,068,122	197,195	599,445	281,975	10,910	75,650	144,150	296,005
57	Boarding and lodging	171,950	----------	10,200	10,100	----------	----------	----------	----------	----------	----------	14,000
58	Forest product	856,672	4,750	27,000	71,330	5,000	11,300	38,525	----------	6,700	8,200	54,100
59	Horse farm, feed lot, or livestock dealer	292,375	5,000	9,000	12,500	14,200	----------	----------	----------	----------	13,200	15,000
60	Unclassified	5,421,577	94,365	118,350	769,905	61,925	147,980	204,675	17,390	50,800	82,925	127,817
	Farmers' dwellings											
61	All types	72,627,906	1,671,084	1,758,912	6,272,406	911,430	1,679,067	1,501,439	521,050	345,445	795,110	2,959,488
62	General	12,759,888	290,415	434,750	1,726,596	65,440	319,357	122,175	60,400	57,100	121,225	655,635
63	Cash grain	8,212,150	176,849	152,250	296,875	----------	28,000	----------	24,600	----------	9,090	23,040
64	Crop-specialty	3,677,945	190,315	50,532	282,106	4,600	54,010	29,500	74,725	----------	135,900	35,575
65	Fruit	10,651,889	23,300	130,725	548,020	15,650	60,475	15,375	----------	----------	2,400	909,165
66	Truck	1,062,965	9,240	12,100	162,250	3,250	16,665	1,350	----------	----------	----------	39,400
67	Dairy	11,300,758	442,865	308,350	765,465	442,265	443,470	725,168	95,500	135,000	243,845	219,350
68	Animal-specialty	2,622,552	126,490	154,575	184,000	7,050	18,870	57,450	54,050	11,725	29,350	105,725
69	Stock-ranch	3,891,767	250,340	26,650	5,875	----------	----------	42,646	183,550	48,770	27,925	258,550
70	Poultry	4,461,655	26,495	89,550	707,830	145,345	97,900	46,850	8,600	2,050	40,800	260,560
71	Self-sufficing	3,035,160	28,690	80,780	388,320	43,125	111,670	148,840	3,240	19,785	10,300	124,130
72	Abnormal	8,000,071	79,855	245,200	835,581	153,305	428,050	221,435	5,800	50,115	118,750	261,385
73	Institution or country estate	54,631	----------	9,000	4,000	----------	----------	----------	----------	----------	----------	----------
74	Part-time	7,269,330	73,630	208,950	776,726	140,850	420,805	199,110	5,800	45,015	106,250	212,325
75	Boarding and lodging	114,950	----------	6,500	6,400	----------	----------	----------	----------	----------	----------	7,700
76	Forest-product	485,735	2,725	15,750	38,255	3,355	7,275	22,325	----------	5,100	5,300	34,860
77	Horse farm, feed lot, or livestock dealer	165,425	3,500	5,000	10,200	9,100	----------	----------	----------	----------	7,200	6,500
78	Unclassified	2,861,106	26,230	73,450	369,425	31,400	100,570	90,630	10,555	20,900	55,435	66,970
	Implements and machinery											
79	All types	49,585,751	1,084,864	886,374	9,248,697	345,775	667,395	740,096	456,012	189,385	516,269	1,509,123
80	General	6,258,240	159,656	212,815	707,664	26,723	123,480	49,207	44,336	23,230	75,986	321,166
81	Cash grain	11,281,209	138,332	119,405	170,190	----------	33,975	----------	38,450	----------	16,485	18,045
82	Crop specialty	2,715,061	115,746	55,690	139,128	2,400	36,655	24,470	60,269	----------	103,064	17,545
83	Fruit	4,936,148	11,264	74,328	181,547	15,395	20,055	9,105	----------	----------	575	538,938
84	Truck	702,732	3,098	2,615	75,110	462	5,365	1,450	----------	----------	----------	33,683
85	Dairy	6,081,424	266,152	161,485	364,749	211,873	237,170	380,560	73,597	99,395	172,865	114,209
86	Animal-specialty	1,728,410	97,816	92,045	94,307	4,650	10,470	28,505	49,298	7,735	25,501	62,575
87	Stock ranch	3,326,884	230,380	20,270	6,925	----------	----------	38,834	168,105	28,325	28,455	137,502
88	Poultry	1,373,965	7,025	36,870	170,198	37,015	26,756	21,192	4,700	1,075	14,725	89,130
89	Self-sufficing	763,594	10,070	20,210	73,100	7,050	26,303	65,676	1,025	3,760	6,205	43,125
90	Abnormal	2,373,348	30,445	73,040	173,997	28,497	122,627	82,412	6,287	21,745	47,206	107,982
91	Unclassified	1,044,656	14,063	17,497	91,782	11,710	24,639	38,605	9,965	4,100	27,652	24,303

FARM PROPERTY, 1930, BY TYPE OF FARM

bottom of p 8]

Gilliam	Grant	Harney	Hood River	Jackson	Jefferson	Josephine	Klamath	Lake	Lane	Lincoln	Linn	Malheur	Marion	Morrow	
Dollars	*Dollars*	*Dollars*	*Dollars*	*Dollars*	*Dollars*	*Dollars*	*Dollars*	*Dollars*	*Dollars*	*Dollars*	*Dollars*	*Dollars*	*Dollars*	*Dollars*	
11,488,249	8,312,820	9,915,441	10,036,175	27,031,603	5,411,146	7,574,930	19,222,605	8,939,971	33,710,455	3,891,935	31,033,130	12,669,052	50,909,930	14,288,361	1
222,130	545,740	694,360	526,000	2,626,430	132,876	1,835,600	1,063,505	514,705	7,562,622	745,760	11,854,845	1,546,405	10,914,442	408,878	2
8,767,831	91,500	336,430	-	1,508,755	2,313,896	109,000	1,973,600	273,950	2,762,247	-	3,745,750	749,415	7,217,807	7,364,795	3
106,160	834,307	1,348,290	202,500	1,494,780	55,944	376,900	4,212,980	447,750	1,712,800	89,700	1,286,210	3,777,165	5,153,398	449,670	4
-	-	-	7,734,075	11,895,636	-	1,058,100	-	-	3,529,015	13,500	2,654,875	872,600	9,667,887	-	5
-	-	-	35,500	237,400	-	40,300	74,920	-	829,662	29,000	137,100	46,400	1,773,892	51,300	6
118,000	503,540	288,210	381,100	2,817,590	58,890	938,960	1,679,305	654,231	4,495,850	1,561,720	3,300,535	874,400	4,911,848	268,000	7
-	325,348	246,150	59,000	1,347,440	-	427,400	1,211,800	518,664	1,797,660	159,450	2,291,665	928,755	1,873,598	-	8
2,046,204	5,497,264	6,450,071	-	1,306,092	2,587,045	87,000	7,109,470	6,164,836	1,226,805	124,000	1,378,690	2,600,633	720,690	5,207,253	9
32,000	-	-	244,100	872,800	-	431,450	291,800	21,500	2,805,595	78,700	1,663,875	279,220	1,506,130	104,190	10
14,700	132,710	59,100	34,850	478,400	89,385	555,300	291,080	31,990	1,375,950	364,545	799,195	130,995	1,284,130	37,280	11
24,214	240,916	161,680	496,750	1,701,275	76,355	1,002,670	653,445	112,185	4,062,679	392,100	1,317,105	315,809	4,797,018	150,740	12
-	-	-	-	-	-	-	-	-	-	-	-	-	1,197,049	-	13
24,214	119,056	89,430	483,250	1,411,075	42,655	819,550	412,670	77,550	3,087,265	219,150	964,690	251,034	3,090,969	89,100	14
-	-	-	-	51,000	33,700	38,500	23,600	-	80,750	17,500	-	25,000	-	-	15
-	121,860	12,050	13,500	239,200	-	112,620	54,000	15,770	811,164	141,950	256,870	-	319,300	20,440	16
-	-	60,200	-	-	-	32,000	163,175	18,865	83,500	13,500	95,545	39,775	189,700	41,200	17
157,010	141,495	331,150	321,300	745,005	96,755	712,250	660,700	199,110	1,549,570	333,460	603,285	547,255	1,089,090	246,255	18
33,545	13,153	16,444	10,378	12,209	16,153	6,508	16,059	18,431	8,285	5,317	10,095	9,419	10,560	23,752	19
11,691	7,277	11,383	9,393	8,285	6,327	7,432	9,090	9,030	9,046	5,289	11,048	7,618	11,036	7,173	20
39,142	9,150	10,853	-	19,594	12,999	9,909	24,982	14,418	18,415	-	18,452	9,992	18,845	24,965	21
13,270	11,124	14,981	9,205	12,668	6,993	11,421	15,155	10,176	12,594	5,276	15,312	12,466	16,678	12,163	22
-	-	-	13,064	28,202	-	12,748	-	-	12,880	2,250	10,330	15,582	10,373	-	23
-	-	-	7,100	5,790	-	6,717	12,487	-	9,536	4,833	8,065	4,218	11,905	7,329	24
8,429	10,071	9,607	8,469	10,209	5,354	9,680	13,328	11,089	10,654	7,332	9,430	6,778	11,951	7,444	25
-	9,569	7,033	14,750	10,445	-	13,356	15,339	10,373	12,840	6,933	14,413	11,756	14,989	-	26
34,681	21,307	25,196	-	19,494	46,197	14,500	36,837	37,363	23,592	10,333	21,211	18,405	24,023	54,242	27
8,000	-	-	5,954	8,557	-	5,677	6,484	3,583	6,826	4,372	7,775	4,814	6,492	7,442	28
3,675	3,086	2,463	2,904	3,921	3,192	3,325	4,043	3,554	3,948	2,940	3,633	3,853	4,309	2,485	29
6,054	4,633	3,943	3,680	4,385	6,363	4,797	5,940	3,032	4,455	3,882	4,195	3,805	6,337	4,187	30
17	9	19	266	94	9	73	34	12	66	36	66	22	127	12	31
29	13	18	162	70	12	70	39	16	59	30	65	49	116	34	32
22	13	19	-	100	14	57	47	32	83	-	68	41	105	20	33
13	14	17	127	71	11	127	75	18	89	40	82	48	137	33	34
-	-	-	331	316	-	138	-	-	224	27	114	199	186	-	35
-	-	-	75	209	-	317	547	-	300	66	174	70	400	90	36
22	18	22	168	86	11	99	55	22	68	46	73	26	125	35	37
-	22	28	44	49	-	66	85	21	45	28	63	44	84	-	38
8	5	11	-	23	6	33	22	10	26	22	30	8	36	7	39
37	-	-	289	97	-	74	105	90	103	56	88	33	193	128	40
40	8	7	87	51	20	45	23	15	52	32	56	32	96	30	41
57	10	12	190	63	24	55	40	9	52	35	59	13	151	14	42
1,170,229	1,319,660	1,203,260	3,295,767	5,881,742	609,983	1,304,397	3,169,116	1,107,930	8,385,870	999,920	7,151,029	3,320,634	11,553,980	1,683,168	43
34,825	109,235	130,670	154,175	709,665	27,045	414,800	256,105	122,890	1,812,395	192,200	2,667,343	327,615	2,521,940	87,575	44
852,200	14,900	62,600	-	364,750	293,615	15,600	154,058	59,680	438,250	-	615,940	126,625	1,143,270	798,910	45
19,290	152,745	228,900	55,645	303,210	8,000	65,325	793,210	73,000	334,600	30,000	205,980	582,285	1,097,587	75,800	46
-	-	-	2,454,410	2,003,566	-	208,650	-	-	793,635	5,500	633,905	165,775	2,322,065	-	47
-	-	-	9,100	65,800	-	7,350	23,300	-	164,525	8,900	25,600	10,150	307,805	16,800	48
29,850	97,525	55,825	139,100	717,438	12,750	202,350	389,775	135,710	1,182,325	365,960	859,994	222,119	1,123,195	66,150	49
-	73,150	66,250	24,100	304,455	-	86,850	257,760	106,940	349,460	39,300	499,065	171,475	354,326	-	50
185,700	763,915	559,615	-	214,793	226,478	14,500	633,100	505,650	153,610	22,800	203,450	373,400	85,075	513,393	51
6,800	-	-	117,875	245,580	-	135,975	127,627	11,580	1,022,065	27,125	585,725	80,225	563,625	29,900	52
7,900	31,275	14,900	12,425	156,920	8,435	151,250	113,300	10,300	432,645	119,175	277,150	56,400	459,670	13,650	53
12,914	55,965	43,750	199,937	599,110	18,905	313,237	205,145	28,720	1,307,470	115,530	423,950	103,475	1,532,062	44,275	54
-	-	-	-	-	-	-	-	-	-	-	-	-	326,015	-	55
12,914	25,100	30,850	192,437	529,835	5,905	234,110	163,345	22,570	1,087,945	73,280	345,050	90,225	1,112,747	33,850	56
-	-	-	-	24,000	13,000	30,800	13,650	-	40,400	3,500	-	7,000	-	-	57
-	30,865	1,900	7,500	45,275	-	41,527	13,650	3,500	162,125	36,250	51,225	-	64,000	7,575	58
-	-	11,000	-	-	-	6,800	14,500	2,650	17,000	2,500	27,675	6,250	28,300	2,850	59
20,750	20,950	40,750	129,000	196,455	14,755	183,510	215,736	53,460	394,900	73,430	152,920	101,090	318,360	36,715	60
585,055	679,270	634,797	1,940,115	3,717,040	390,193	1,112,942	1,712,661	557,315	4,934,960	558,709	4,016,586	1,467,575	6,672,362	890,365	61
90,950	59,090	82,080	96,300	436,775	16,540	247,665	151,610	71,750	1,050,178	107,965	1,504,696	236,735	1,465,418	56,425	62
369,450	8,425	33,425	-	240,250	156,565	7,850	88,300	24,690	229,350	-	313,350	84,990	618,925	440,700	63
11,850	88,270	101,775	34,400	177,415	5,900	35,125	427,460	42,450	169,885	14,200	93,475	375,605	446,205	39,825	64
-	-	-	1,408,615	1,273,540	-	125,770	-	-	474,035	4,100	352,010	91,450	1,368,916	-	65
-	-	-	4,100	46,350	-	5,150	9,200	-	113,375	4,900	15,950	8,200	149,325	10,950	66
17,075	52,675	33,775	74,900	429,138	8,850	107,750	190,250	61,015	604,570	189,860	486,585	142,600	586,685	33,925	67
-	39,950	31,800	11,950	167,470	-	44,375	154,075	53,800	202,462	16,500	247,725	99,450	172,425	-	68
77,090	361,420	293,637	-	108,272	80,993	7,100	330,675	261,695	66,650	10,324	112,605	202,700	45,830	226,100	69
2,350	-	-	73,550	151,400	-	76,800	75,100	6,250	604,250	16,245	336,540	50,300	347,025	20,550	70
6,100	20,900	7,720	6,005	111,010	5,640	98,525	81,700	6,075	288,410	74,005	187,150	31,215	351,355	9,550	71
10,050	35,965	28,840	156,590	459,055	10,590	225,833	139,120	18,925	860,986	72,130	270,745	72,750	922,698	31,650	72
-	-	-	-	-	-	-	-	-	-	-	-	-	17,881	-	73
10,050	17,090	19,490	150,090	416,280	3,290	160,112	118,620	15,535	769,725	48,800	233,165	63,025	848,242	24,975	74
-	-	-	-	18,500	7,300	28,600	4,500	-	24,850	2,500	-	5,200	-	-	75
-	18,875	900	6,500	24,275	-	23,120	8,000	2,200	65,660	19,900	36,130	-	39,226	5,075	76
-	-	8,450	-	-	-	4,700	8,000	1,200	9,750	960	11,450	4,525	17,350	1,600	77
10,140	12,375	21,675	71,775	121,365	7,115	130,610	67,171	20,665	241,810	45,460	95,735	71,550	197,546	20,690	78
1,068,065	540,018	608,336	798,170	1,812,325	486,496	478,901	1,489,113	633,918	3,069,347	237,330	2,165,063	1,107,942	2,898,310	1,178,448	79
14,050	42,925	61,945	43,570	167,140	16,100	128,327	100,390	71,502	494,558	48,570	862,221	142,568	642,200	45,053	80
959,365	10,300	39,679	-	110,099	337,235	7,600	194,547	22,357	164,185	-	280,279	89,265	418,360	871,408	81
5,675	46,535	75,315	9,530	64,080	5,175	21,185	424,535	37,575	110,152	6,415	87,058	307,187	321,399	23,913	82
-	-	-	632,733	880,539	-	48,725	-	-	165,868	1,240	155,886	96,384	522,039	-	83
-	-	-	2,550	23,415	-	1,765	7,485	-	57,820	1,280	6,972	3,990	161,174	4,990	84
16,135	48,682	32,645	26,012	185,650	4,250	56,095	167,815	67,702	283,673	82,505	232,283	84,628	307,084	21,250	85
-	22,940	39,461	5,700	93,407	-	28,210	115,488	52,825	108,553	11,306	150,601	68,075	94,063	-	86
76,005	328,216	306,551	-	65,794	96,474	3,400	275,285	335,447	36,540	5,371	50,815	175,658	13,970	164,561	87
2,250	-	-	12,265	55,206	-	31,025	28,636	3,920	195,525	2,065	151,164	28,810	100,925	6,853	88
1,075	10,475	6,630	680	30,915	8,756	37,566	25,343	3,725	69,890	22,311	49,303	11,520	69,550	1,755	89
9,675	20,865	27,245	34,725	100,225	10,235	68,427	46,939	20,350	380,017	32,413	108,067	40,002	285,715	14,605	90
4,535	9,080	18,875	22,405	36,855	9,270	44,736	44,660	17,815	100,886	12,965	30,305	59,855	61,821	22,560	91

COUNTY TABLE II.—VALUE OF SPECIFIED FARM PROPERTY, 1930, BY TYPE OF FARM—Continued

[See NOTE, bottom of p 8]

	ITEM AND TYPE OF FARM (See definitions in Introduction)	Multnomah	Polk	Sherman	Tillamook	Umatilla	Union	Wallowa	Wasco	Washington	Wheeler	Yamhill
		Dollars	Dollars	Dollars	Dollars	Dollars	Dollars	Dollars	Dollars	Dollars	Dollars	Dollars
	Land and buildings.											
1	All types	21,090,018	21,759,671	14,834,379	11,139,504	59,016,114	18,552,968	10,848,356	14,924,456	37,838,739	4,901,775	37,789,960
2	General	1,620,181	3,676,900	83,710	66,950	1,445,289	2,324,697	1,456,871	1,004,131	6,706,829	473,055	5,778,929
3	Cash-grain	200,000	3,929,915	14,180,839	----------	41,872,563	9,043,775	3,636,568	6,940,346	5,825,440	225,500	5,579,355
4	Crop-specialty	1,773,190	2,104,970	----------	----------	2,708,250	685,360	262,890	72,000	1,104,800	139,242	781,650
5	Fruit	2,988,980	5,096,417	----------	24,500	3,862,630	1,341,684	----------	1,692,146	4,273,705	----------	7,159,345
6	Truck	2,790,378	39,000	11,600	----------	163,500	----------	----------	553,400	766,630	----------	274,430
7	Dairy	5,575,005	3,402,379	42,800	10,214,546	2,067,916	1,761,132	1,113,440	556,881	9,943,364	56,545	3,919,401
8	Animal-specialty	101,700	995,190	59,500	----------	961,290	798,000	1,945,230	422,450	415,825	----------	659,265
9	Stock-ranch	----------	42,520	373,530	----------	4,252,300	1,369,455	2,652,197	2,835,103	----------	3,368,195	241,110
10	Poultry	992,000	618,405	----------	68,400	240,850	174,600	----------	122,300	2,327,935	36,000	876,710
11	Self-sufficing	397,925	311,515	15,900	92,558	198,605	179,080	46,770	175,540	1,240,721	80,800	426,615
12	Abnormal	2,698,125	1,085,270	----------	470,940	511,866	524,275	188,960	232,442	3,166,270	114,438	1,514,800
13	Institution or country estate	463,075	----------	----------	----------	----------	----------	----------	----------	422,350	----------	----------
14	Part-time	1,771,450	870,745	----------	396,725	460,960	412,475	173,190	202,139	2,542,290	74,638	1,169,650
15	Boarding and lodging	----------	15,500	----------	----------	----------	----------	----------	----------	----------	----------	----------
16	Forest-product	34,200	187,525	----------	31,715	22,706	111,800	15,770	30,303	201,630	39,800	320,150
17	Horse farm, feed lot, or livestock dealer	429,400	11,500	----------	42,500	28,200	----------	----------	----------	----------	----------	25,000
18	Unclassified	1,952,534	360,190	66,400	201,610	630,955	350,940	145,430	216,713	2,065,220	7,900	578,250
	Land and buildings, per farm											
19	All types	12,170	11,558	40,901	13,736	28,056	14,540	11,395	13,777	9,660	15,851	10,331
20	General	9,311	11,244	9,301	6,695	7,647	11,508	8,993	7,383	9,734	7,391	10,762
21	Cash-grain	15,385	23,552	45,019	----------	60,597	24,777	14,391	19,773	18,319	15,033	19,785
22	Crop-specialty	18,280	25,361	----------	----------	13,889	15,576	8,480	7,200	9,607	6,967	11,666
23	Fruit	10,271	11,716	----------	8,167	9,241	9,515	----------	10,642	9,669	----------	11,952
24	Truck	13,480	5,571	3,857	----------	6,056	----------	----------	9,882	9,019	----------	12,474
25	Dairy	22,123	11,603	7,133	16,449	7,863	10,546	9,517	8,438	11,698	5,140	9,310
26	Animal-specialty	16,950	17,158	14,875	----------	19,618	15,647	12,390	9,388	12,230	----------	18,316
27	Stock-ranch	----------	14,173	20,752	----------	39,741	25,360	19,501	38,312	----------	29,289	34,444
28	Poultry	6,763	7,103	----------	4,275	4,545	5,820	----------	6,116	7,461	5,143	6,849
29	Self-sufficing	5,685	3,279	3,180	3,560	4,033	3,444	1,732	4,646	4,983	4,253	3,497
30	Abnormal	8,875	4,174	----------	4,663	3,792	3,827	2,304	3,418	5,412	3,946	4,116
	Land and buildings, per acre											
31	All types	277	89	34	134	43	41	19	17	161	7	97
32	General	219	72	24	36	64	45	30	22	146	12	86
33	Cash-grain	217	82	37	----------	64	46	24	24	134	17	103
34	Crop-specialty	188	166	----------	----------	69	50	40	27	169	13	99
35	Fruit	436	138	----------	366	450	116	----------	133	164	----------	172
36	Truck	392	206	141	----------	416	----------	----------	147	306	----------	187
37	Dairy	188	70	44	160	61	39	37	28	149	15	89
38	Animal-specialty	82	58	36	----------	51	51	32	22	103	----------	52
39	Stock-ranch	----------	37	9	----------	7	13	10	6	----------	6	44
40	Poultry	624	103	----------	114	112	96	----------	48	285	15	147
41	Self-sufficing	217	80	30	43	62	39	14	51	161	9	128
42	Abnormal	445	80	----------	70	71	48	22	17	211	6	42
	Farm buildings (including dwellings)											
43	All types	4,777,979	4,898,685	1,515,370	2,335,245	6,399,608	3,594,621	1,933,495	2,532,766	9,374,920	663,790	6,501,369
44	General	371,680	777,800	22,600	10,500	375,620	533,461	296,700	251,050	1,683,395	95,325	1,403,949
45	Cash-grain	41,425	598,950	1,375,980	----------	2,911,943	1,318,100	412,060	1,037,515	898,125	37,200	977,160
46	Crop-specialty	233,585	537,698	----------	----------	304,235	128,750	51,500	23,650	239,740	31,200	142,225
47	Fruit	751,150	1,183,884	----------	6,050	1,026,620	369,300	----------	325,600	1,055,625	----------	1,701,355
48	Truck	343,710	13,350	4,100	----------	49,775	----------	----------	141,205	156,275	----------	57,350
49	Dairy	1,150,950	794,660	22,100	2,039,010	505,490	457,975	278,450	156,600	2,260,825	14,600	981,220
50	Animal-specialty	23,600	158,235	19,500	----------	139,850	159,700	419,455	83,670	81,135	----------	119,400
51	Stock-ranch	----------	5,500	56,100	----------	545,335	194,850	364,085	277,550	----------	414,010	21,700
52	Poultry	394,045	291,035	----------	31,350	141,100	75,550	----------	53,725	908,005	15,500	338,375
53	Self-sufficing	126,970	93,795	6,340	31,550	64,480	69,495	12,275	62,790	452,840	21,885	163,150
54	Abnormal	758,905	340,755	----------	146,900	195,275	176,050	73,110	72,745	1,153,400	33,350	468,065
55	Institution or country estate	80,000	----------	----------	----------	----------	----------	----------	----------	133,850	----------	----------
56	Part-time	606,855	291,680	----------	125,125	180,075	169,350	70,085	64,695	978,700	25,950	418,585
57	Boarding and lodging	----------	5,300	----------	----------	----------	----------	----------	----------	----------	----------	----------
58	Forest-product	5,150	39,375	----------	7,625	5,300	6,700	3,025	8,050	40,850	7,400	41,000
59	Horse farm, feed lot, or livestock dealer	65,900	4,400	----------	14,250	9,900	----------	----------	----------	----------	----------	8,500
60	Unclassified	581,249	98,005	8,550	69,885	139,885	103,390	25,860	47,155	585,555	720	127,400
	Farmers' dwellings											
61	All types	2,773,044	2,398,595	788,345	1,240,315	3,689,585	1,970,146	1,009,945	1,354,056	5,212,965	352,375	3,728,952
62	General	229,375	444,225	12,550	5,150	262,390	305,861	155,025	135,970	879,760	52,350	819,972
63	Cash-grain	29,400	297,300	703,105	----------	1,469,250	633,950	201,620	523,771	461,485	19,250	545,045
64	Crop-specialty	131,950	96,625	----------	----------	186,950	79,790	31,160	10,550	130,740	16,750	72,825
65	Fruit	571,595	565,000	----------	5,600	746,935	229,725	----------	216,190	588,195	----------	915,108
66	Truck	204,135	8,100	2,500	----------	24,850	----------	----------	81,925	99,800	----------	29,900
67	Dairy	443,175	431,790	14,800	1,051,630	319,440	258,065	158,400	76,700	1,161,940	8,350	537,337
68	Animal-specialty	8,600	82,275	11,000	----------	74,950	93,175	217,400	41,350	42,900	----------	59,575
69	Stock-ranch	----------	2,100	33,050	----------	258,250	79,400	168,725	113,945	----------	211,400	10,500
70	Poultry	254,795	119,800	----------	19,700	84,075	50,050	----------	30,000	514,870	11,100	190,925
71	Self-sufficing	92,130	73,575	3,840	21,925	49,110	50,570	8,500	48,120	311,030	11,725	118,675
72	Abnormal	530,975	230,795	----------	94,255	155,850	128,895	52,815	52,730	728,710	20,900	350,065
73	Institution or country estate	12,750	----------	----------	----------	----------	----------	----------	----------	11,000	----------	----------
74	Part-time	481,925	205,795	----------	84,225	144,500	124,015	51,165	49,430	691,540	17,000	322,865
75	Boarding and lodging	----------	2,900	----------	----------	----------	----------	----------	----------	----------	----------	----------
76	Forest-product	2,800	18,650	----------	3,630	3,750	4,880	1,650	3,300	26,170	3,900	22,200
77	Horse farm, feed lot, or livestock dealer	33,500	3,450	----------	6,400	7,600	----------	----------	----------	----------	----------	5,000
78	Unclassified	275,905	45,610	4,800	42,055	50,515	50,665	16,300	22,835	292,535	550	77,030
	Implements and machinery											
79	All types	1,058,395	1,607,375	1,383,168	493,107	3,909,095	1,439,237	887,642	1,284,790	2,258,744	348,475	1,772,938
80	General	73,011	235,806	8,620	1,880	95,008	151,960	113,474	81,182	416,932	41,074	362,811
81	Cash-grain	8,375	349,652	1,341,662	----------	2,844,221	766,271	329,171	765,284	396,333	19,137	421,642
82	Crop-specialty	66,965	171,107	----------	----------	179,613	40,880	19,065	5,600	55,625	16,965	58,545
83	Fruit	142,022	345,767	----------	1,000	249,932	93,737	----------	96,970	252,396	----------	398,703
84	Truck	174,215	8,400	1,940	----------	12,735	----------	----------	37,260	48,411	----------	31,250
85	Dairy	323,657	266,864	5,050	433,841	159,129	148,236	77,732	54,640	633,915	11,950	265,922
86	Animal-specialty	3,729	66,160	3,140	----------	60,210	68,293	171,550	38,303	22,525	----------	36,730
87	Stock-ranch	----------	1,800	15,200	----------	184,663	85,545	149,980	161,660	----------	230,803	6,450
88	Poultry	55,528	84,799	----------	9,251	30,047	11,305	----------	7,710	130,160	3,300	65,025
89	Self-sufficing	14,190	14,790	700	5,950	17,709	11,192	4,185	9,975	46,239	13,550	24,175
90	Abnormal	103,388	56,970	----------	35,160	41,392	45,752	15,285	15,345	175,752	11,146	79,005
91	Unclassified	93,315	10,260	6,650	6,025	33,465	15,965	6,200	13,861	75,456	550	22,680

COUNTY TABLE III.—VALUE OF FARM PRODUCTS SOLD, TRADED, OR USED BY OPERATOR'S FAMILY; AND RECEIPTS FROM BOARDERS, ETC.; 1929, BY TYPE OF FARM

[Due to crop failure, new operations, etc., the farms reporting specific items will not always agree with those reporting "All products," as the latter represent the total number of farms of each type in the county, also see NOTE, bottom of p 8]

	CLASS OF PRODUCT AND TYPE OF FARM (See definitions in Introduction)	THE STATE		BAKER		BENTON		CLACKAMAS		CLATSOP		COLUMBIA	
		Farms reporting	Value	Farms reporting	Value	Farms reporting	Value	Farms reporting	Value	Farms reporting	Value	Farms reporting	Value
	All products (sold, traded, or used by operator's family)	*Number*	*Dollars*	*Number*	*Dollars*	*Number*	*Dollars*	*Number*	*Dollars*	*Number*	*Dollars*	*Number*	*Dollars*
1	All types	51,958	137,009,086	1,343	4,873,302	1,270	2,755,158	4,396	6,285,039	662	1,256,909	1,597	1,919,023
2	General	9,762	16,584,216	212	565,697	813	574,782	1,263	1,754,301	59	63,098	257	370,458
3	Cash grain	4,960	24,135,778	136	462,875	78	234,172	204	342,863	-	-	21	76,201
4	Crop-specialty	2,948	9,650,463	163	458,016	38	172,629	191	399,270	6	6,792	46	105,169
5	Fruit	6,304	19,128,658	14	56,341	96	305,567	392	662,440	13	58,816	52	67,627
6	Truck	940	2,695,296	8	12,404	14	24,613	116	256,352	8	10,123	11	25,762
7	Dairy	8,150	21,618,718	341	961,764	232	534,125	535	1,229,907	267	690,798	361	807,391
8	Animal-specialty	1,882	6,204,450	85	438,980	87	819,789	141	240,317	9	32,072	24	59,045
9	Stock-ranch	2,647	23,021,107	179	1,767,434	17	45,368	4	14,667	-	-	-	-
10	Poultry	3,090	6,548,202	24	48,954	53	165,839	467	900,560	110	277,316	81	149,113
11	Self-sufficing	3,447	1,289,059	62	19,046	101	42,037	375	142,486	48	18,272	161	51,566
12	Abnormal	7,828	6,133,139	119	81,791	241	336,237	706	341,876	142	99,622	513	206,691
	Crops (incl. plants, flowers, etc.), sold or traded												
13	All types	39,049	57,033,990	974	1,225,336	910	847,744	3,443	2,116,616	360	129,789	1,010	448,865
14	General	8,559	5,242,330	188	191,792	270	149,345	1,140	558,486	43	13,265	226	106,939
15	Cash grain	4,929	19,631,815	136	334,057	78	147,158	202	218,460	-	-	21	67,050
16	Crop-specialty	2,946	7,773,280	163	351,598	38	142,745	191	302,657	6	4,467	46	78,980
17	Fruit	6,251	16,230,623	14	48,082	94	267,252	391	498,126	12	57,480	52	47,463
18	Truck	939	2,436,537	8	9,691	14	18,488	116	224,565	8	7,625	11	20,164
19	Dairy	5,228	2,075,318	214	118,417	163	54,022	377	112,973	149	28,397	238	71,832
20	Animal-specialty	1,277	871,435	72	71,880	58	36,369	99	38,664	4	986	10	3,781
21	Stock ranch	1,015	1,060,735	84	83,342	7	2,177	2	1,185	-	-	-	-
22	Poultry	1,948	619,172	12	1,686	31	7,443	305	86,452	52	8,803	58	13,511
23	Self-sufficing	1,684	141,016	26	2,233	55	4,524	208	18,774	24	1,762	85	6,306
24	Abnormal	4,278	951,029	57	12,558	102	18,221	412	56,274	62	6,997	263	32,839
	Livestock sold or traded.												
25	All types	30,994	30,347,093	979	1,994,708	855	607,515	2,592	686,846	325	137,340	842	202,998
26	General	7,978	2,784,787	184	127,897	274	90,530	1,036	270,518	33	8,573	196	35,417
27	Cash-grain	3,224	1,644,437	81	37,696	62	25,567	135	33,342	-	-	11	1,741
28	Crop-specialty	1,337	503,563	84	23,973	21	4,955	93	21,090	3	330	19	4,503
29	Fruit	2,192	541,517	8	1,743	29	3,522	157	19,533	1	100	20	2,288
30	Truck	207	25,698	5	508	8	1,056	27	2,551	-	-	3	235
31	Dairy	6,555	2,554,894	295	150,154	198	92,845	423	138,064	183	77,907	299	96,052
32	Animal-specialty	1,846	3,693,284	85	267,051	87	181,248	133	106,737	8	16,870	22	41,585
33	Stock-ranch	2,583	16,662,154	168	1,348,853	17	24,885	3	8,964	-	-	-	-
34	Poultry	1,438	253,105	11	1,525	39	4,277	220	32,548	33	5,171	57	6,218
35	Self-sufficing	1,077	71,446	16	1,019	43	2,408	139	7,931	10	466	47	2,201
36	Abnormal	2,557	1,612,138	42	84,289	77	176,222	226	45,568	54	27,923	167	12,758
	Livestock products, sold or traded:												
37	All types	40,565	35,043,093	1,117	1,292,380	1,057	840,481	3,674	2,341,779	595	830,744	1,171	843,444
38	General	9,367	5,260,828	208	176,775	306	197,759	1,214	524,290	55	26,819	249	134,609
39	Cash-grain	3,753	1,578,307	102	62,083	70	83,902	160	43,256	-	-	8	2,797
40	Crop-specialty	1,760	757,024	104	48,971	25	13,938	126	36,626	3	1,060	24	11,815
41	Fruit	3,663	1,087 329	10	3,075	57	11,251	248	63,404	4	326	31	5,008
42	Truck	322	62,994	6	899	6	1,816	38	7,689	4	1,563	5	2,548
43	Dairy	8,150	14,559,778	341	597,424	232	307,582	535	836,030	267	517,759	361	521,267
44	Animal-specialty	1,661	1,113,972	77	73,360	81	65,123	126	62,534	8	12,230	18	7,953
45	Stock-ranch	2,216	4,383,159	154	275,320	17	13,201	3	2,897	-	-	-	-
46	Poultry	3,090	4,965,561	24	40,194	53	136,968	467	679,038	110	240,384	81	107,724
47	Self-sufficing	2,164	214,669	31	3,152	63	8,191	251	24,670	38	3,641	89	6,735
48	Abnormal	4,419	1,059,472	60	11,127	147	50,750	408	61,338	106	26,962	305	42,988
	Forest products sold												
49	All types	6,730	2,351,058	69	22,119	249	184,400	669	160,783	74	20,568	226	33,118
50	General	2,093	519 395	19	2,978	105	89,565	291	58,517	8	679	57	5,041
51	Cash-grain	355	63,442	6	686	14	7,024	20	3,045	-	-	2	478
52	Crop-specialty	204	45,288	2	114	2	2,060	18	3,298	1	100	3	198
53	Fruit	628	121 571	-	-	9	4,183	46	6,254	1	250	2	145
54	Truck	25	2,173	-	-	-	-	6	375	-	-	-	-
55	Dairy	1,058	175,369	10	2,185	42	10,312	68	8,549	43	6,502	73	7,629
56	Animal-specialty	243	53,007	6	637	17	12,317	24	2,638	1	132	6	638
57	Stock-ranch	354	101,397	10	7,794	2	776	2	351	-	-	-	-
58	Poultry	237	41,370	-	-	8	1,152	37	7,174	2	180	9	544
59	Self-sufficing	329	22,711	2	105	12	606	41	2,227	3	273	18	942
60	Abnormal	1,211	1,205,335	14	7,620	38	46,403	116	68,355	15	12,450	55	14,497
	Farm products used by operator's family.												
61	All types	48,911	12,234,693	1,244	338,759	1,210	335,018	4,281	979,092	650	138,477	1,491	390,604
62	General	9,737	2,776,876	212	66,255	312	97,583	1,259	342,490	58	13,702	257	85,452
63	Cash-grain	4,465	1,217,777	121	28,353	74	20,521	189	44,760	-	-	17	4,135
64	Crop-specialty	2,507	571,308	140	33,360	36	8,931	175	35,599	4	835	42	9,673
65	Fruit	5,577	1,147,618	13	3,441	79	19,350	362	75,123	9	660	51	12,723
66	Truck	866	167,894	8	1,306	12	3,253	104	21,172	7	935	11	2,815
67	Dairy	8,105	2,253,359	335	93,584	232	69,364	535	134,291	267	60,233	361	110,611
68	Animal-specialty	1,793	472,752	84	26,052	84	34,732	133	29,744	8	1,854	22	5,088
69	Stock-ranch	2,327	813,662	156	52,125	15	4,329	3	1,270	-	-	-	-
70	Poultry	3,051	668,994	24	5,549	53	15,990	467	95,348	110	22,778	77	21,116
71	Self-sufficing	3,447	839,217	62	12,537	101	26,306	375	88,884	48	12,130	161	25,382
72	Abnormal	7,036	1,305,165	86	16,197	212	44,641	679	110,341	130	25,290	492	103,609
	RECEIPTS FROM BOARDERS, LODGERS, ETC.												
73	All types	1,660	418,753	57	13,781	61	10,669	150	87,159	37	11,477	77	12,866
74	General	354	67,126	9	1,770	22	3,379	45	7,257	6	1,542	16	3,618
75	Cash-grain	130	20,332	6	1,895	2	384	6	700	-	-	-	-
76	Crop-specialty	77	13,613	7	1,784	1	312	6	603	-	-	1	180
77	Fruit	114	19,799	2	340	1	130	9	1,108	-	-	-	-
78	Truck	7	1,050	-	-	1	225	1	5	-	-	-	-
79	Dairy	298	65,199	11	1,502	11	1,630	23	5,384	20	7,190	22	2,436
80	Animal-specialty	61	10,644	1	135	4	363	5	1,235	-	-	-	-
81	Stock-ranch	90	19,333	10	1,327	-	-	-	-	-	-	-	-
82	Poultry	67	15,589	1	120	-	-	10	4,179	3	880	4	1,209
83	Self-sufficing	115	18,016	3	330	6	868	18	3,878	2	240	9	1,256
84	Abnormal	316	268,052	7	4,508	13	3,509	37	12,820	6	1,626	23	4,177

COUNTY TABLE III.—VALUE OF FARM PRODUCTS SOLD, TRADED, OR USED BY OPERATOR'S

[See note, p 359, beginning

	CLASS OF PRODUCT AND TYPE OF FARM (See definitions in Introduction)	COOS		CROOK		CURRY		DESCHUTES		DOUGLAS		GILLIAM	
		Farms reporting	Value	Farms reporting	Value	Farms reporting	Value	Farms reporting	Value	Farms reporting	Value	Farms reporting	Value
	All products (sold, traded, or used by operator's family)	*Number*	*Dollars*	*Number*	*Dollars*	*Number*	*Dollars*	*Number*	*Dollars*	*Number*	*Dollars*	*Number*	*Dollars*
1	All types	1,210	2,578,268	461	1,930,495	317	633,299	747	1,623,258	2,373	5,156,223	338	2,310,268
2	General	119	168,932	56	165,056	54	64,146	120	244,313	541	881,492	19	26,866
3	Cash grain			28	62,902			10	18,808	20	39,429	224	1,660,542
4	Crop-specialty	27	70,996	71	228,731			152	331,569	30	30,437	8	21,638
5	Fruit	19	33,261					3	3,219	573	2,086,285		
6	Truck	5	4,477							36	95,902		
7	Dairy	521	1,623,804	84	233,539	99	365,482	208	592,553	158	432,832	14	41,612
8	Animal-specialty	38	101,048	31	180,116	13	22,241	32	96,056	93	206,533		
9	Stock-ranch	34	191,488	153	1,027,801	35	115,019	27	111,816	175	570,935	59	542,229
10	Poultry	49	126,074	9	21,449	4	5,977	32	67,473	217	413,787	4	5,068
11	Self-sufficing	166	87,592	7	1,672	40	15,113	18	5,370	196	74,017	4	1,373
12	Abnormal	232	170,598	22	9,229	72	44,421	145	152,081	334	323,674	6	10,925
	Crops (incl plants, flowers, etc), sold or traded												
13	All types	708	212,711	291	388,758	190	27,726	548	457,970	1,637	2,113,830	267	1,466,424
14	General	99	24,370	50	52,568	45	11,508	114	78,556	434	206,649	14	7,405
15	Cash grain			26	44,227			9	13,862	20	22,398	223	1,430,995
16	Crop-specialty	27	48,700	71	175,229			151	240,202	30	18,456	8	16,371
17	Fruit	19	26,087					3	2,269	570	1,623,401		
18	Truck	5	3,391							36	84,516		
19	Dairy	333	73,188	48	31,768	68	9,685	149	77,473	92	36,249	5	4,100
20	Animal-specialty	17	6,668	23	28,245	8	1,174	19	12,565	54	25,594		
21	Stock ranch	12	9,511	56	52,221	20	1,833	4	1,551	63	29,639	11	21,858
22	Poultry	28	4,914	5	2,672			15	3,912	125	34,197	1	480
23	Self-sufficing	82	6,037	2	176	16	1,025	7	721	73	5,921	1	120
24	Abnormal	86	9,855	10	1,642	33	2,501	77	26,859	140	26,810	4	5,095
	Livestock, sold or traded												
25	All types	711	392,933	368	1,008,340	221	143,537	451	352,121	1,456	851,892	259	466,562
26	General	85	23,760	44	31,530	39	10,730	98	32,832	460	160,947	17	4,639
27	Cash grain			13	5,082			4	905	11	4,217	156	107,858
28	Crop-specialty	11	5,787	34	15,399			52	13,956	11	2,118	6	1,035
29	Fruit	6	800							305	116,317		
30	Truck									10	1,599		
31	Dairy	398	131,192	78	46,496	85	53,435	172	91,431	111	33,566	13	5,183
32	Animal-specialty	36	67,706	30	109,281	12	12,186	31	51,132	89	102,691		
33	Stock ranch	33	134,470	151	797,257	35	58,551	27	76,339	173	285,458	59	344,212
34	Poultry	12	1,943	5	1,036	2	120	18	4,212	98	20,785	2	365
35	Self-sufficing	66	6,525	1	12	14	986	6	373	63	4,094	3	215
36	Abnormal	64	20,690	12	2,247	34	7,520	43	80,941	124	119,935	3	3,055
	Livestock products, sold or traded												
37	All types	948	1,445,581	355	413,289	261	335,841	597	631,971	2,023	1,473,836	285	247,901
38	General	105	57,215	53	63 639	48	19,889	115	95,408	536	324 846	19	8,757
39	Cash grain			17	7,924			6	2,526	18	8,228	161	47,570
40	Crop-specialty	14	8,550	43	22,596			92	50,538	21	4,603	7	2,014
41	Fruit	7	1,949					1	300	434	183,353		
42	Truck	4	460							18	3,456		
43	Dairy	521	1,199,567	84	129,537	99	262,232	208	382,644	158	309,942	14	26,549
44	Animal specialty	25	14,497	29	33,915	12	3,916	31	25,566	85	54,643		
45	Stock-ranch	27	30,623	104	138,684	31	36,206	23	27,309	171	201 642	53	158,774
46	Poultry	49	102,392	9	15,455	4	4,708	32	50,431	217	308,862	4	3,473
47	Self-sufficing	94	12,761	3	99	26	1,869	12	774	139	13 621	3	114
48	Abnormal	102	17,567	13	1,440	41	6,931	77	16,475	226	60,660	4	550
	Forest products sold												
49	All types	167	26,416	12	2,300	140	27,994	52	19,556	646	168,034	1	10
50	General	39	16,981			34	6,305	9	1,299	206	46,193		
51	Cash-grain									4	613		
52	Crop-specialty	1	445					5	580	4	715		
53	Fruit	2	350							187	33,819		
54	Truck									3	220		
55	Dairy	69	13,978	2	230	55	5,265	13	806	23	2,719		
56	Animal-specialty	2	101	1	225	3	360	3	329	23	3,239		
57	Stock ranch	6	3,660	6	685	19	6,441	6	1,434	54	9 587	1	10
58	Poultry	4	1,139					3	1,495	32	4 223		
59	Self-sufficing	10	1,220	1	160	5	400	2	282	21	2,088		
60	Abnormal	34	58,542	2	1,000	24	9,222	11	6,329	89	62,618		
	Farm products used by operator's family												
61	All types	1,187	430,627	428	117,808	316	98,201	706	168,640	2,283	550,701	303	109,388
62	General	119	46,606	55	17,319	54	15,714	120	36,218	539	142,857	19	6,065
63	Cash grain			24	5,609			8	1,515	17	3,973	209	74,119
64	Crop-specialty	25	7,424	61	15,507			133	26,293	26	4,545	8	2,218
65	Fruit	16	4,015					3	650	527	129,415		
66	Truck	5	626							33	8,111		
67	Dairy	516	205,879	84	25,508	99	34,864	208	60,197	158	50 256	14	5,780
68	Animal-specialty	35	12,178	29	8,450	13	4,526	32	6,464	85	20,366		
69	Stock-ranch	32	13,222	144	38,944	35	12,888	27	5,183	162	44,614	39	17,385
70	Poultry	47	15,686	9	2,286	4	1,050	32	7 423	215	45,720	4	750
71	Self-sufficing	166	61,049	7	1,225	40	10,833	18	3,220	196	49 193	4	924
72	Abnormal	226	63,944	13	2,900	71	18,247	125	21,477	305	53,651	6	2,125
	RECEIPTS FROM BOARDERS, LODGERS, ETC												
73	All types	58	18,466	23	5,039	17	4,479	12	2,373	49	11,539	18	14,358
74	General	6	985	2	427	4	825	4	400	10	1,186	1	90
75	Cash grain			1	125			1	2			12	1,530
76	Crop-specialty	1	90	2	210			1	725				
77	Fruit									4	540		
78	Truck												
79	Dairy	26	5,301	3	595	2	550	1	90	10	1,488	1	100
80	Animal-specialty	1	100	2	330	1	300			4	700		
81	Stock-ranch			11	2,395	3	919	1	75	2	260	2	782
82	Poultry							1	400	4	470		
83	Self-sufficing	10	1 522	1	100	1	40			3	235		
84	Abnormal	9	10,468	1	850	6	1,845	3	675	12	6,660	2	12,350

FAMILY; AND RECEIPTS FROM BOARDERS, ETC.; 1929, BY TYPE OF FARM—Continued

of this table)

GRANT		HARNEY		HOOD RIVER		JACKSON		JEFFERSON		JOSEPHINE		KLAMATH		LAKE		LANE		
Farms reporting	Value	Farms reporting	Value	Farms reporting	Value	Farms reporting	Value	Farms reporting	Value	Farms reporting	Value	Farms reporting	Value	Farms reporting	Value	Farms reporting	Value	
Number	*Dollars*	*Number*	*Dollars*	*Number*	*Dollars*	*Number*	*Dollars*	*Number*	*Dollars*	*Number*	*Dollars*	*Number*	*Dollars*	*Number*	*Dollars*	*Number*	*Dollars*	
608	2,448,893	571	3,149,930	915	2,404,393	2,093	6,273,594	318	1,168,088	967	1,203,186	1,106	5,714,536	448	2,337,669	3,779	5,743,708	1
75	122,739	61	155,262	56	83,869	317	434,237	21	23,831	247	312,911	117	243,915	57	132,216	836	1,148,767	2
10	21,126	31	96,978			77	208,079	178	520,270	11	16,750	79	405,277	19	46,108	150	342,670	3
75	140,907	90	235,005	22	39,048	118	173,865	8	15,172	33	91,680	278	1,552,024	44	95,792	136	332,608	4
				592	1,994,034	454	3,670,904			83	168,957					274	562,424	5
				5	14,936	41	71,514			6	10,255	6	19,812			87	221,130	6
50	130,671	30	81,436	45	113,574	276	594,809	11	17,602	97	185,317	126	479,821	59	169,266	422	999,691	7
34	109,933	35	76,420	4	11,172	129	311,016			32	89,844	79	280,573	50	174,350	140	334,829	8
258	1,835,934	256	2,439,808			67	367,145	56	568,465	6	13,482	193	2,320,470	165	1,673,040	52	186,343	9
				41	94,404	102	206,761			76	130,071	45	80,613	6	11,603	411	831,246	10
48	19,447	24	8,688	12	2,763	122	41,279	28	5,192	167	60,871	72	15,846	9	3,463	349	124,337	11
57	68,066	44	56,333	138	50,593	390	192,915	16	17,554	209	123,048	111	316,185	39	31,831	913	659,657	12
362	917,765	314	434,019	859	1,963,990	1,561	4,153,214	240	488,539	655	357,810	736	1,944,486	219	233,434	2,549	1,769,694	13
56	29,647	43	56,988	54	27,619	261	136,855	16	7,966	212	76,029	95	78,907	47	36,899	695	308,946	14
10	12,133	31	70,319			77	157,023	176	434,610	11	9,883	77	305,854	18	35,553	150	233,794	15
75	96,190	90	167,006	22	31,819	118	132,393	8	11,515	33	76,859	278	1,270,178	44	70,144	136	274,101	16
				589	1,837,027	454	3,475,983			80	130,009					273	479,171	17
				5	14,546	41	60,270			6	7,111	6	17,724			87	192,072	18
33	7,549	12	6,712	34	13,946	174	69,803	3	711	50	11,214	69	64,538	30	14,859	267	93,506	19
22	8,461	19	12,245	4	1,134	70	38,541			16	9,663	46	38,506	27	22,484	100	31,989	20
119	56,384	93	111,385			33	21,517	22	22,026	3	606	59	124,490	35	48,904	19	5,149	21
				27	12,070	62	20,914			42	12,582	26	7,859	3	1,228	255	82,070	22
21	2,282	12	930	6	504	55	4,684	5	568	88	7,773	11	740	2	250	157	11,817	23
26	5,119	14	8,434	111	25,256	216	35,231	10	9,143	114	16,081	63	35,681	13	3,113	410	57,079	24
451	1,541,491	478	2,140,388	249	83,719	1,070	716,788	187	454,737	496	178,358	720	2,596,075	358	1,408,975	2,090	761,374	25
69	29,598	59	48,329	40	15,611	244	69,332	16	5,472	182	52,721	94	62,133	50	27,101	680	191,441	26
3	2,240	23	16,766			43	15,532	92	23,059	5	1,109	39	50,662	13	2,785	91	38,909	27
36	12,031	56	34,067	4	863	45	8,311	4	1,193	14	3,309	141	97,202	17	6,964	60	11,536	28
				134	19,068	142	39,502			28	7,356					61	9,536	29
				1	90	15	2,089			1	807	2	230			23	2,202	30
44	21,972	26	12,533	37	17,029	220	80,639	6	1,795	76	24,984	108	70,938	45	21,428	336	108,856	31
34	63,322	35	45,124	4	6,298	126	185,132			31	58,142	78	185,699	49	105,135	140	182,488	32
253	1,393,713	252	1,948,312			64	291,294	56	419,230	6	8,564	192	1,871,601	158	1,234,686	51	108,381	33
				12	3,874	47	10,809			36	4,840	16	3,596	2	35	190	42,797	34
15	1,731	5	555	2	37	29	1,635	6	358	50	2,795	19	2,179	4	399	115	6,812	35
27	16,884	28	34,700	15	849	95	12,498	7	3,630	57	13,731	36	241,837	20	9,742	334	58,416	36
473	411,383	409	410,117	426	240,585	1,481	918,708	203	148,077	699	378,556	891	937,048	358	540,429	2,955	2,093,396	37
73	27,480	53	28,108	56	28,064	304	143,398	16	4,194	228	103,128	110	72,900	54	42,652	803	377,375	38
5	2,112	23	3,477			56	21,003	116	26,964	8	3,288	46	34,335	10	4,440	112	41,781	39
38	9,920	49	14,915	6	3,271	55	14,539	5	932	15	5,218	180	132,480	22	8,436	70	21,679	40
				221	58,440	235	73,806			40	14,385					127	31,783	41
						24	2,726			2	656	4	531			40	10,211	42
50	76,034	30	52,250	45	71,649	276	381,305	11	11,935	97	122,346	126	307,914	59	110,461	422	672,952	43
31	23,753	28	12,061	4	2,769	110	54,960			25	12,389	61	40,046	43	32,722	130	80,410	44
218	267,251	201	295,922			46	36,334	39	101,848	6	1,935	161	274,361	140	330,431	45	55,560	45
				41	70,732	102	153,647			76	92,348	45	60,728	6	7,733	411	615,736	46
25	1,649	8	788	5	284	80	7,680	8	634	93	8,401	27	2,354	6	673	230	21,722	47
33	3,194	17	2,596	48	5,356	198	29,234	8	1,570	109	14,462	61	11,307	18	2,861	565	94,177	48
154	50,788	8	2,530	59	9,759	237	86,536	13	5,076	178	87,596	81	26,191	12	15,469	681	400,510	49
26	5,339			10	1,645	65	13,644	3	634	58	10,069	11	1,904	5	2,839	244	65,710	50
5	1,441					8	489	3	500	1	90	5	908			13	1,413	51
6	623	1	80	2	275	6	1,000			2	100	8	1,120	1	944	13	2,518	52
				26	2,867	11	2,706			5	1,067					17	2,312	53
																6	315	54
9	632			3	305	26	3,170			10	1,113	12	3,705			60	15,855	55
3	90			1	121	18	5,244			6	489	4	527			32	7,525	56
65	9,518					19	4,590	7	3,952	1	360	24	5,081	3	510	14	5,442	57
				1	11	13	611			13	2,519					35	7,121	58
16	1,260					13	897			17	1,396	3	72	1	75	44	2,219	59
20	31,693	5	2,450	16	4,535	69	54,498			65	40,395	14	11,804	3	11,101	208	290,080	60
560	297,398	515	169,878	802	126,430	1,947	397,004	259	73,657	943	230,864	908	221,808	397	149,069	3,568	788,736	61
75	30,685	61	21,837	56	10,930	316	71,008	20	5,575	247	70,964	117	28,071	56	22,725	833	205,296	62
10	3,200	31	6,416			73	14,032	161	35,137	10	2,380	59	13,518	16	3,330	133	26,773	63
66	22,143	72	18,937	20	2,820	101	17,632	7	1,532	31	6,194	221	51,044	31	9,304	117	22,774	64
				509	76,632	391	78,908			78	16,140					233	30,622	65
				4	300	39	6,429			6	1,681	6	1,327			85	16,330	66
50	24,394	30	9,941	45	10,645	270	59,892	11	3,161	97	25,660	121	32,728	59	22,518	420	108,522	67
33	14,307	32	6,990	4	850	125	27,119			31	9,161	73	15,795	48	14,009	134	32,417	68
243	109,068	226	84,189			62	13,360	49	21,409	6	2,017	160	44,928	140	58,509	48	11,811	69
				41	7,717	100	30,780			76	17,782	43	8,430	6	2,807	402	83,522	70
43	12,525	24	6,415	12	1,988	122	26,353	28	3,632	167	40,506	72	10,501	9	2,066	349	81,767	71
47	11,186	39	8,153	112	14,596	348	61,471	13	3,211	195	35,379	88	15,468	32	4,994	834	159,906	72
36	14,894	14	6,664	16	3,965	68	12,653	13	12,188	44	26,479	38	9,708	29	6,877	145	41,498	73
5	915	3	150	2	190	9	1,152			16	2,353	6	2,145	10	1,639	30	7,128	74
1	100	1	258			2	130	5	830			2	347					75
6	720	2	1,920			1	63			1	55	6	856	4	415	2	165	76
				8	1,155	5	1,830			5	2,518					6	720	77
												1	240					78
3	190	1	122			14	2,496			2	160	4	1,630	2	794	19	3,290	79
2	345	1	100			7	914			1	216			2	263	8	1,261	80
12	2,910	8	715			2	105	4	848			2	86	7	2,156	1	175	81
				1	365	2	88			3	369					8	1,716	82
3	304			1	150	2	590	1	10	6	361					8	1,495	83
3	10,500	4	2,402	4	2,105	14	5,467	3	10,500	10	20,435	7	4,406	3	1,930	54	25,440	84

COUNTY TABLE III.—VALUE OF FARM PRODUCTS SOLD, TRADED, OR USED BY OPERATOR'S

[See note, p 359, beginning

	CLASS OF PRODUCT AND TYPE OF FARM (See definitions in Introduction)	LINCOLN		LINN		MALHEUR		MARION		MORROW		MULTNOMAH		POLK	
		Farms reporting	Value	Farms reporting	Value	Farms reporting	Value	Farms reporting	Value	Farms reporting	Value	Farms reporting	Value	Farms reporting	Value
	All products (sold, traded, or used by operator's family)	Number	Dollars	Number	Dollars	Number	Dollars	Number	Dollars	Number	Dollars	Number	Dollars	Number	Dollars
1	All types	661	995,437	2,957	6,158,298	1,295	5,445,257	4,617	9,220,940	598	3,651,810	1,564	3,898,294	1,828	4,711,882
2	General	141	176,363	1,073	2,143,722	203	462,687	989	1,087,076	57	97,289	174	240,823	327	618,085
3	Cash-grain			203	667,850	75	193,949	383	961,645	295	1,764,236	13	16,494	157	630,490
4	Crop-specialty	17	14,820	84	302,725	303	1,148,868	309	1,407,949	37	82,216	97	248,229	83	753,992
5	Fruit	6	7,037	257	698,657	56	414,555	932	1,992,514			291	490,710	435	1,360,176
6	Truck	6	11,205	17	41,566	11	17,566	149	704,086	7	11,965	207	641,635	7	6,638
7	Dairy	213	376,572	350	718,756	129	294,240	411	972,891	36	82,533	252	1,456,903	301	736,942
8	Animal-specialty	23	45,223	159	452,928	79	492,921	125	277,821			5	24,213	58	231,790
9	Stock ranch	12	22,153	65	243,305	194	2,223,166	30	59,712	96	1,553,339			3	12,376
10	Poultry	18	32,554	214	568,375	58	128,259	232	397,937	14	25,851	148	314,157	87	188,647
11	Self-sufficing	124	60,582	220	104,177	34	12,449	298	108,225	15	4,730	70	20,494	95	22,564
12	Abnormal	101	148,838	315	216,235	83	56,697	759	650,384	36	29,151	306	374,636	260	150,162
	Crops (incl plants, flowers, etc), sold or traded														
13	All types	459	83,539	2,185	2,071,678	916	1,842,084	3,921	5,192,913	499	1,757,790	1,219	1,490,414	1,561	2,712,051
14	General	113	27,215	917	635,110	182	186,059	912	605,347	49	26,946	162	109,955	304	218,441
15	Cash grain			203	416,007	75	147,152	383	646,339	287	1,542,693	13	13,061	157	429,771
16	Crop-specialty	17	8,937	83	222,243	303	924,312	309	1,210,461	37	58,882	97	201,969	83	686,002
17	Fruit	6	4,996	255	524,092	55	369,666	927	1,587,691			289	408,089	432	1,149,756
18	Truck	6	9,045	17	31,588	11	14,110	149	668,273	7	9,157	207	602,904	7	5,372
19	Dairy	152	21,354	221	81,628	82	45,304	304	127,854	26	11,968	139	71,753	225	140,156
20	Animal-specialty	14	1,519	115	68,142	54	60,261	87	48,006			5	1,400	48	36,662
21	Stock-ranch	10	1,206	23	12,926	61	60,907	11	4,213	54	101,207				
22	Poultry	13	1,575	131	50,938	40	23,873	174	55,776	11	3,433	70	19,934	61	21,464
23	Self-sufficing	72	4,171	77	6,899	15	1,815	153	12,948	9	1,270	49	3,982	57	3,547
24	Abnormal	56	3,521	143	21,704	38	8,605	512	226,005	19	2,324	188	57,367	177	30,480
	Livestock, sold or traded														
25	All types	402	145,019	2,131	1,123,429	862	2,210,358	2,491	886,605	410	1,061,044	514	402,077	1,029	516,728
26	General	115	25,563	940	394,922	168	76,774	803	255,108	49	18,527	105	24,610	266	107,757
27	Cash-grain			144	80,083	37	11,543	257	101,550	183	75,625	5	868	125	58,222
28	Crop-specialty	2	200	46	23,850	169	52,712	141	47,457	21	4,057	30	4,346	35	40,265
29	Fruit	2	595	133	56,269	22	10,464	353	59,554			52	5,662	169	32,058
30	Truck	1	600	7	2,267	3	625	28	2,886	2	148	16	1,794	1	135
31	Dairy	157	35,485	294	96,832	110	45,681	334	121,544	33	13,663	191	125,382	248	92,233
32	Animal-specialty	23	21,577	155	232,705	79	345,564	121	141,939			6	15,128	57	149,465
33	Stock ranch	8	8,081	63	160,017	189	1,635,242	28	34,332	96	941,778			3	5,612
34	Poultry	9	1,440	130	29,446	34	5,508	110	16,933	9	773	33	5,413	35	4,765
35	Self-sufficing	43	3,354	77	6,487	10	796	87	4,895	5	408	10	703	20	1,190
36	Abnormal	42	48,123	141	40,551	41	25,349	229	100,407	12	6,065	66	218,171	70	22,025
	Livestock products, sold or traded														
37	All types	563	377,583	2,678	1,972,224	984	1,086,574	3,486	2,011,391	503	643,120	935	1,831,670	1,419	997,994
38	General	132	58,505	1,061	709,934	196	139,955	960	515,392	56	34,970	131	61,261	318	178,653
39	Cash grain			179	108,577	51	20,452	313	113,084	238	66,743	5	290	144	108,609
40	Crop-specialty	9	2,342	65	33,574	214	100,770	195	68,921	27	10,806	49	22,006	43	9,203
41	Fruit	4	371	179	53,292	38	22,177	594	150,563			134	29,641	276	79,116
42	Truck	4	785	11	2,811	5	697	40	7,330	5	1,450	24	2,368	4	168
43	Dairy	213	244,432	350	433,244	129	169,194	411	622,363	36	46,698	252	1,196,311	301	422,354
44	Animal-specialty	19	12,942	154	103,452	71	61,297	117	57,342			6	5,327	49	29,823
45	Stock ranch	12	7,984	62	45,715	144	475,522	30	15,578	95	459,242			3	2,415
46	Poultry	18	22,215	214	423,318	58	85,408	232	276,293	14	18,541	148	265,292	87	145,055
47	Self sufficing	90	12,988	172	21,698	26	1,771	200	19,137	8	489	36	2,867	53	4,266
48	Abnormal	62	15,019	231	37,109	52	9,331	394	105,390	24	4,181	150	46,305	141	18,832
	Forest products sold														
49	All types	109	76,347	441	148,998	9	2,365	570	167,575	24	15,074	76	15,215	299	116,690
50	General	32	13,472	193	54,551	1	20	190	45,542			17	2,249	82	28,689
51	Cash grain			21	3,334			62	13,421	6	753			19	3,589
52	Crop-specialty	1	210	8	1,046	2	905	58	18,750			7	1,134	11	4,551
53	Fruit			38	7,827			95	18,534			11	817	57	18,168
54	Truck							3	607			3	180	1	8
55	Dairy	29	3,558	47	5,655	1	400	47	6,641	1	200	15	2,230	51	10,835
56	Animal-specialty	6	1,855	15	3,241			20	3,230			2	480	13	3,439
57	Stock ranch	2	255	20	7,624	4	960	6	1,270	10	3,354			2	550
58	Poultry	4	1,977	24	7,621			15	2,201			1	200	6	305
59	Self-sufficing	10	706	23	1,933	1	60	17	1,067	1	18	4	123	5	295
60	Abnormal	25	54,314	52	58,166			57	56,292	6	10,749	16	7,802	52	46,261
	Farm products used by operator's family														
61	All types	655	212,949	2,858	841,787	1,075	303,876	4,312	961,756	543	174,583	1,474	388,918	1,695	363,399
62	General	140	51,608	1,073	349,205	201	59,879	988	265,687	57	16,846	170	42,748	327	84,545
63	Cash grain			189	59,849	63	14,702	348	87,251	265	78,522	11	2,275	155	39,298
64	Crop-specialty	17	3,131	72	21,412	255	70,169	259	62,360	34	8,471	89	18,772	75	13,971
65	Fruit	6	1,075	230	57,177	48	12,248	840	176,172			266	46,501	369	81,078
66	Truck	5	865	17	5,400	10	2,134	138	24,990	6	1,210	187	34,389	7	955
67	Dairy	209	71,742	347	101,397	120	33,661	411	94,489	36	10,304	245	61,227	301	71,364
68	Animal-specialty	23	7,330	157	45,387	75	25,779	115	27,304			6	1,878	57	12,001
69	Stock-ranch	12	4,627	56	17,023	121	50,415	24	4,321	86	47,758			3	799
70	Poultry	18	5,347	211	57,052	58	13,470	226	46,734	14	3,204	146	23,218	87	17,058
71	Self-sufficing	124	39,363	220	67,160	34	8,007	298	70,158	15	2,545	70	12,819	95	13,266
72	Abnormal	101	27,861	284	60,705	71	18,412	665	102,290	30	5,822	284	44,991	219	33,064
	RECEIPTS FROM BOARDERS, LODGERS, ETC														
73	All types	47	7,334	73	9,654	28	9,027	94	20,906	23	4,731	40	9,310	59	10,807
74	General	11	1,700	32	3,325	6	719	23	8,980	1	120	7	1,300	15	2,881
75	Cash-grain			2	100	1	100	4	450	12	1,456			2	300
76	Crop-specialty	1	500	3	248	5	613	4	231	3	660	1	900	3	216
77	Fruit			5	295	1	25	19	2,443			12	2,180	6	1,037
78	Truck					1	50	1	100						
79	Dairy	16	1,812	9	671	8	1,335	8	1,725	1	400	11	2,804	14	2,047
80	Animal specialty					2	105	4	1,743					1	92
81	Stock ranch	3	395			3	715	1	108	3	425				
82	Poultry			4	176	1	185	6	710	2	1,620	4	670	2	40
83	Self-sufficing	7	1,127	6	1,890	1	270	11	2,072			1	36	4	216
84	Abnormal	9	1,800	12	2,949	4	4,910	18	2,344	1	20	4	1,240	12	3,978

FAMILY; AND RECEIPTS FROM BOARDERS, ETC; 1929, BY TYPE OF FARM—Continued

of this table]

Sherman Farms reporting	Sherman Value	Tillamook Farms reporting	Tillamook Value	Umatilla Farms reporting	Umatilla Value	Union Farms reporting	Union Value	Wallowa Farms reporting	Wallowa Value	Wasco Farms reporting	Wasco Value	Washington Farms reporting	Washington Value	Wheeler Farms reporting	Wheeler Value	Yamhill Farms reporting	Yamhill Value	
Number	Dollars	Number	Dollars	Number	Dollars	Number	Dollars	Number	Dollars	Number	Dollars	Number	Dollars	Number	Dollars	Number	Dollars	
360	2,343,504	778	2,288,610	2,199	11,827,880	1,246	4,181,170	925	3,493,535	1,024	3,529,422	3,682	6,697,177	280	1,340,947	2,590	5,631,759	1
9	20,073	10	11,947	189	330,147	202	422,950	162	367,048	136	217,385	689	1,135,983	64	111,599	537	1,004,151	2
315	2,168,887	-	-	691	7,294,951	365	1,774,259	211	768,020	351	1,492,764	318	865,387	15	48,664	282	933,232	3
-	-	-	-	195	590,729	44	108,901	31	54,425	10	13,519	115	180,081	20	24,714	67	217,947	4
-	-	3	4,955	418	957,649	141	477,984	-	-	159	416,875	442	1,009,935	-	-	599	1,627,736	5
3	8,704	-	-	27	69,540	-	-	-	-	56	187,981	85	143,978	-	-	22	83,062	6
6	18,921	621	2,141,666	263	602,198	167	423,299	117	304,169	66	198,660	850	2,119,049	11	22,592	421	863,033	7
4	16,158	-	-	49	315,157	51	248,855	157	618,280	45	124,336	34	123,213	-	-	36	149,221	8
18	108,373	-	-	107	1,337,892	54	421,817	136	1,330,711	74	789,731	-	-	115	1,096,431	7	29,749	9
-	-	16	33,265	75	180,466	30	53,496	-	-	20	39,001	312	730,891	7	8,945	128	310,050	10
5	2,388	26	10,086	49	12,970	52	19,954	27	9,655	38	14,221	249	96,914	19	7,487	122	40,833	11
-	-	102	86,691	136	136,181	140	229,655	84	41,227	69	34,949	588	291,746	29	20,515	369	372,745	12
339	1,856,867	251	33,898	1,885	8,555,513	1,057	2,147,685	663	895,728	832	1,858,286	3,097	2,608,795	161	105,777	2,184	2,808,431	13
7	11,616	7	1,938	165	121,034	180	142,395	143	109,162	114	67,532	656	415,389	51	20,706	495	382,746	14
312	1,827,039	-	-	682	6,788,141	365	1,349,968	211	539,710	351	1,139,943	318	598,217	15	29,283	282	636,215	15
-	-	-	-	195	475,917	44	86,868	31	38,461	10	9,670	115	137,318	20	15,398	67	186,542	16
-	-	3	4,580	416	834,030	141	399,954	-	-	149	373,848	432	808,441	-	-	595	1,273,130	17
3	8,111	-	-	27	62,913	-	-	-	-	56	172,715	85	121,445	-	-	21	70,741	18
-	-	192	23,082	161	64,091	109	57,032	57	23,957	30	11,297	701	354,286	4	1,628	317	138,986	19
3	1,290	-	-	40	57,046	41	41,731	119	96,597	28	26,679	27	18,469	-	-	28	25,363	20
9	8,364	-	-	41	76,991	35	39,500	57	81,330	24	43,687	-	-	45	35,737	3	870	21
-	-	8	664	44	15,198	16	5,615	-	-	14	4,852	220	77,369	3	398	91	87,290	22
5	447	11	680	23	2,035	28	2,634	13	1,293	21	2,170	149	14,073	6	260	60	5,645	23
-	-	80	2,952	91	58,117	98	21,968	32	5,218	35	5,893	394	68,788	17	2,367	225	45,903	24
264	252,866	599	213,764	1,204	1,486,796	882	890,415	759	1,718,600	656	829,344	1,956	528,133	230	775,417	1,428	680,523	25
6	3,213	8	2,249	151	47,614	182	89,058	153	103,982	111	38,910	530	125,014	59	27,154	432	145,221	26
229	163,936	-	-	379	189,292	295	167,022	154	114,354	279	183,280	167	45,589	10	7,167	178	78,435	27
-	-	-	-	94	26,935	16	7,565	11	6,547	2	1,352	32	9,852	9	2,358	18	7,445	28
-	-	-	-	111	12,435	66	18,040	-	-	28	4,734	137	19,173	-	-	228	102,708	29
1	20	-	-	7	1,568	-	-	-	-	15	1,211	22	1,509	-	-	9	1,568	30
5	8,020	519	180,450	223	91,205	141	61,099	104	73,893	54	23,205	649	206,059	7	1,720	338	105,925	31
4	11,850	-	-	49	211,784	51	158,492	157	380,897	45	72,212	33	75,058	-	-	34	88,786	32
18	70,747	-	-	97	877,146	53	287,020	135	1,031,345	73	498,603	-	-	115	732,536	7	21,830	33
-	-	10	1,741	43	10,180	13	3,626	-	-	6	1,300	141	17,973	3	517	53	9,330	34
1	80	8	657	14	469	15	1,100	12	682	14	984	72	4,407	7	826	29	1,677	35
-	-	54	28,667	36	18,168	50	26,493	33	6,900	29	3,553	173	23,499	20	3,139	102	117,598	36
286	116,691	736	1,776,659	1,594	1,333,331	1,010	851,507	732	642,114	681	569,352	2,842	2,575,500	252	334,021	2,076	1,417,861	37
8	2,476	8	2,461	180	112,350	193	113,424	150	98,766	125	66,594	664	367,052	62	37,571	518	304,159	38
247	70,865	-	-	478	158,452	309	149,362	154	65,698	238	70,537	230	137,596	14	6,754	235	155,602	39
-	-	-	-	120	55,266	22	7,373	14	5,014	7	426	50	12,887	14	3,124	32	13,209	40
-	-	-	-	240	53,519	91	30,302	-	-	53	13,191	244	80,630	-	-	397	127,460	41
1	23	-	-	12	1,966	-	-	-	-	24	3,389	28	4,049	-	-	18	5,908	42
6	14,201	621	1,729,194	263	339,359	167	261,850	117	175,359	66	143,836	850	1,316,133	11	15,336	421	502,505	43
4	1,968	-	-	41	33,734	46	33,494	140	101,039	27	14,998	28	22,009	-	-	35	23,630	44
16	26,347	-	-	91	352,031	46	74,544	96	186,143	65	222,447	-	-	110	261,703	7	5,142	45
-	-	16	27,114	75	140,377	30	36,160	-	-	20	28,554	312	565,823	7	6,085	128	234,683	46
4	811	16	1,387	24	2,228	31	3,667	15	1,061	25	1,825	144	13,177	11	1,210	78	6,275	47
-	-	75	16,503	70	84,019	75	141,324	46	9,034	31	3,555	292	56,144	23	2,238	212	39,243	48
1	68	215	48,851	87	24,310	150	46,841	133	31,044	107	28,959	371	110,018	49	16,957	362	186,771	49
1	68	8	2,890	10	1,593	48	14,354	40	9,808	36	4,420	107	23,899	16	3,731	130	31,787	50
-	-	-	-	14	1,309	38	6,156	24	2,970	28	3,579	26	7,491	1	50	34	4,103	51
-	-	-	-	15	1,341	4	358	4	682	-	-	18	1,207	-	-	4	934	52
-	-	-	-	2	280	7	624	-	-	6	319	41	8,962	-	-	65	12,088	53
-	-	-	-	-	-	-	-	-	-	-	-	2	206	-	-	1	262	54
-	-	163	29,423	13	1,555	12	680	9	1,690	12	1,492	84	11,384	1	50	56	16,418	55
-	-	-	-	4	1,358	2	121	18	2,248	2	50	8	220	-	-	8	2,153	56
-	-	-	-	14	7,071	13	5,665	19	5,756	3	751	-	-	21	7,630	1	300	57
-	-	4	245	1	20	2	345	-	-	1	40	14	1,469	-	-	8	778	58
-	-	9	1,123	1	24	9	1,160	3	92	2	92	17	1,241	2	183	9	350	59
-	-	31	15,170	13	9,759	15	17,378	16	7,798	17	18,216	64	53,989	8	5,313	46	117,598	60
333	117,012	769	215,440	1,992	497,930	1,155	314,728	850	206,049	893	248,481	3,509	874,731	276	108,775	2,428	543,173	61
9	2,700	10	2,400	189	47,656	202	63,719	162	45,330	136	39,929	658	204,629	64	22,437	536	140,238	62
296	107,047	-	-	616	157,757	333	101,751	184	45,288	297	95,425	262	76,494	15	5,410	259	58,877	63
-	-	-	-	158	31,270	33	6,737	21	3,721	9	2,071	99	18,817	18	3,834	50	9,817	64
-	-	2	375	370	57,355	129	29,067	-	-	118	24,783	397	92,729	-	-	531	112,350	65
2	550	-	-	24	3,093	-	-	-	-	56	10,666	74	16,769	-	-	20	4,588	66
6	1,700	619	179,517	261	55,958	167	41,738	117	29,270	66	18,830	847	231,187	11	3,858	418	90,199	67
4	1,050	-	-	45	11,235	49	16,017	156	37,499	33	10,397	34	7,457	-	-	35	9,239	68
11	2,915	-	-	98	24,653	51	15,063	113	26,137	66	24,243	-	-	113	58,825	7	1,607	69
-	-	16	3,501	72	14,691	30	7,750	-	-	20	4,255	309	63,257	7	1,945	128	27,969	70
5	1,050	26	6,239	49	8,214	52	11,393	27	6,527	38	9,150	249	64,016	19	5,008	122	26,886	71
-	-	96	23,390	110	16,118	109	22,472	70	12,277	54	8,732	530	94,376	29	7,458	322	52,403	72
11	3,585	36	22,375	41	9,849	38	82,274	33	3,502	36	6,313	78	24,758	23	4,591	63	12,237	73
1	400	1	200	4	505	6	1,473	11	1,455	9	1,115	24	3,405	6	780	11	2,100	74
9	2,735	-	-	9	1,429	20	2,239	7	512	16	3,748	4	615	1	75	4	255	75
-	-	-	-	7	1,065	2	272	-	-	-	-	1	100	4	508	2	197	76
-	-	-	-	5	620	2	745	-	-	2	190	10	1,329	-	-	12	2,694	77
-	-	-	-	-	-	-	-	-	-	1	360	1	70	-	-	-	-	78
-	-	23	11,618	7	3,995	2	70	2	105	1	25	12	2,312	-	-	12	1,245	79
-	-	-	-	2	660	1	600	7	695	1	200	1	90	-	-	2	197	80
1	450	-	-	1	100	2	675	4	565	2	190	-	-	9	2,958	-	-	81
-	-	1	150	1	75	1	1,000	-	-	1	90	4	735	-	-	3	360	82
-	-	2	210	-	-	-	-	1	10	2	295	3	215	1	100	5	247	83
-	-	9	10,197	5	1,400	2	75,200	1	160	1	100	18	15,987	2	173	12	4,942	84

COUNTY TABLE IV.—SPECIFIED LIVESTOCK, 1930, AND

[See NOTE,

	TYPE OF FARM, BY CLASS OF ANIMALS (See definitions in Introduction)		THE STATE		BAKER		BENTON		CLACKAMAS	
			Farms reporting	Animals or quantity	Farms reporting	Animals or quantity	Farms reporting	Animals or quantity	Farms reporting	Animals or quantity
	General farms									
1	Horses and mules, excluding colts	number	7,759	24,352	194	1,152	266	805	1,028	2,361
2	Cows and heifers kept mainly for milk	number	8,692	38,700	180	1,617	286	1,277	1,164	4,012
3	beef	number	570	5,206	34	473	14	120	33	97
4	Other cattle, including calves	number	7,990	55,521	192	3,300	272	1,768	1,019	4,343
5	Sows and gilts	number	2,384	5,175	78	216	63	101	386	713
6	Other hogs, excl pigs under 3 mos old	number	3,238	23,946	93	687	98	527	521	3,844
	Cash-grain farms									
7	Horses and mules, excluding colts	number	4,218	37,746	125	992	66	254	167	421
8	Cows and heifers kept mainly for milk	number	3,835	15,938	107	768	67	278	163	460
9	beef	number	530	6,385	8	104	3	19	6	16
10	Other cattle, including calves	number	3,623	30,290	104	1,235	62	334	137	552
11	Sows and gilts	number	1,293	4,190	48	150	16	28	49	83
12	Other hogs, excl pigs under 3 mos old	number	1,698	17,587	44	447	27	149	78	580
	Crop-specialty farms									
13	Horses and mules, excluding colts	number	2,252	11,115	132	874	30	107	132	337
14	Cows and heifers kept mainly for milk	number	1,854	7,407	118	741	26	98	131	329
15	beef	number	213	3,608	22	233	1	3	6	19
16	Other cattle, including calves	number	1,626	14,737	119	2,201	17	111	100	342
17	Sows and gilts	number	413	1,157	36	76	1	2	36	64
18	Other hogs, excl. pigs under 3 mos old	number	641	4,488	49	260	6	29	37	171
	Fruit farms									
19	Horses and mules, excluding colts	number	3,619	7,776	12	38	55	109	253	456
20	Cows and heifers kept mainly for milk	number	3,625	8,519	8	70	53	89	249	510
21	beef	number	140	726	2	18	1	1	2	2
22	Other cattle, including calves	number	2,542	9,334	8	98	35	93	159	406
23	Sows and gilts	number	395	828	5	9	3	9	30	45
24	Other hogs, excl pigs under 3 mos old	number	749	4,150	8	44	6	15	56	204
	Truck farms									
25	Horses and mules, excluding colts	number	578	1,155	5	12	10	19	80	147
26	Cows and heifers kept mainly for milk	number	370	702	6	7	10	16	41	69
27	beef	number	10	42					2	2
28	Other cattle, including calves	number	224	686	4	7	6	21	25	65
29	Sows and gilts	number	26	46	1	2	1	1	2	5
30	Other hogs, excl pigs under 3 mos old	number	86	349	2	15	4	6	9	20
	Dairy farms									
31	Horses and mules, excluding colts	number	6,529	19,284	300	1,487	200	566	417	940
32	Cows and heifers kept mainly for milk	number	7,970	94,615	335	5,308	228	2,296	525	4,306
33	beef	number	239	2,195	20	156	4	14	6	56
34	Other cattle, including calves	number	7,703	96,291	326	6,594	216	2,393	490	3,465
35	Sows and gilts	number	1,643	3,783	143	352	35	93	91	158
36	Other hogs, excl pigs under 3 mos old	number	2,672	17,156	151	1,162	81	250	138	885
	Animal-specialty farms									
37	Horses and mules, excluding colts	number	1,595	8,362	80	586	75	308	108	295
38	Cows and heifers kept mainly for milk	number	1,388	7,399	66	575	65	272	108	422
39	beef	number	518	12,491	33	834	16	323	22	191
40	Other cattle, including calves	number	1,558	31,100	81	2,640	72	1,051	108	824
41	Sows and gilts	number	658	2,817	44	201	16	36	73	221
42	Other hogs, excl pigs under 3 mos old	number	819	14,619	45	1,402	26	275	80	971
	Stock ranches									
43	Horses and mules, excluding colts	number	2,397	36,609	152	2,042	14	66	2	10
44	Cows and heifers kept mainly for milk	number	1,399	7,885	108	1,039	13	54	2	17
45	beef	number	1,424	109,755	99	8,576	7	105	3	86
46	Other cattle, including calves	number	2,162	181,729	151	15,699	13	228	3	221
47	Sows and gilts	number	465	1,264	57	135	4	6	2	7
48	Other hogs, excl. pigs under 3 mos old	number	807	6,265	55	481	5	18	2	28
	Poultry farms									
49	Horses and mules, excluding colts	number	1,577	3,363	13	45	34	72	246	430
50	Cows and heifers kept mainly for milk	number	2,158	6,140	14	87	38	135	335	724
51	beef	number	51	297					1	1
52	Other cattle, including calves	number	1,643	6,627	12	85	33	126	246	705
53	Sows and gilts	number	156	281	3	4	4	6	20	48
54	Other hogs, excl pigs under 3 mos old	number	299	1,290	2	16	4	33	42	148
	Self-sufficing farms									
55	Horses and mules, excluding colts	number	1,868	4,282	42	138	60	115	207	361
56	Cows and heifers kept mainly for milk	number	2,359	4,835	43	88	74	154	280	476
57	beef	number	155	668	1	1	2	8	7	13
58	Other cattle, including calves	number	1,811	5,953	34	103	58	185	201	445
59	Sows and gilts	number	154	219	5	8	5	7	26	40
60	Other hogs, excl pigs under 3 mos old	number	439	1,276	7	19	12	15	49	174
	Abnormal and unclassified farms									
61	Horses and mules, excluding colts	number	3,978	14,666	82	466	108	216	355	668
62	Cows and heifers kept mainly for milk	number	5,574	14,264	77	271	198	594	525	1,065
63	beef	number	375	4,860	8	41	10	204	9	17
64	Other cattle, including calves	number	4,251	20,215	72	392	151	678	358	928
65	Sows and gilts	number	405	2,140	15	36	7	14	41	1,068
66	Other hogs, excl. pigs under 3 mos old	number	1,036	7,528	16	69	35	115	99	1,351
	SPECIFIED ITEMS, BY TWO TYPES OF FARMS									
67	Steers, 2 years old and over — Ranches	number		41,022		3,450		25		76
68	Steers, 2 years old and over — All other	number		15,739		1,341		375		257
69	Sheep, excluding lambs — Ranches	number	1,076	1,608 995	89	79,610	14	3,794	3	157
70	Sheep, excluding lambs — All other	number	9,150	593,254	192	17,652	394	29,217	670	19,475
71	All cows milked — Dairy	number	8,150	102,170	341	5,768	232	2,513	535	4,866
72	All cows milked — All other	number	33,255	122,610	825	6,056	862	3,266	3,080	8,619
73	Of beef or dual-purpose breeding — Dairy	number	676	4,922	78	644	6	22	33	203
74	Of beef or dual-purpose breeding — All other	number	4,645	18,144	298	1,847	48	167	205	506
75	Milk produced — Dairy	No and gals.	8,150	70,822,119	341	3 683,160	232	1,548,733	535	3,330,337
76	Milk produced — All other	No and gals.	33,255	64,554,537	825	3,315,838	862	1,657,201	3,080	4,609,297
77	Production, per cow — Dairy	gallons		693		635		516		684
78	Production, per cow — All other	gallons		527		548		507		535
79	Whole milk sold — Dairy	gallons		40,891,610		818,470		641,513		2,041,816
80	Whole milk sold — All other	gallons		10 993,772		460,572		180 595		647,309
81	Cream sold as butterfat — Dairy	pounds		5,729,315		850,352		267 830		348,261
82	Cream sold as butterfat — All other	pounds		11,227,576		853,975		322,494		809,888
83	Chickens over 3 months old on farms, Apr 1, 1930 — Poultry	number	2,995	968,971	23	3,276	52	23,144	459	152,953
84	Chickens over 3 months old on farms, Apr 1, 1930 — All other	number	40,495	2,000,145	1,139	51,987	1,051	59 200	3,377	168,673
85	Chicken eggs produced — Poultry	dozens		11 431 470		39, 208		272,305		1,848, 590
86	Chicken eggs produced — All other	dozens		16, 910, 989		428,733		524, 834		1, 402, 975
87	Production, per chicken on hand — Poultry	dozens		11 8		12.0		11 8		12.1
88	Production, per chicken on hand — All other	dozens		8.5		8.2		8.9		8.3

LIVESTOCK PRODUCTS, 1929, BY TYPE OF FARM

bottom of p 8]

CLATSOP		COLUMBIA		COOS		CROOK		CURRY		DESCHUTES		DOUGLAS		GILLIAM		
Farms reporting	Animals or quantity	Farms reporting	Animals or quantity	Farms reporting	Animals or quantity	Farms reporting	Animals or quantity	Farms reporting	Animals or quantity	Farms reporting	Animals or quantity	Farms reporting	Animals or quantity	Farms reporting	Animals or quantity	
35	58	182	327	87	186	53	229	39	98	98	302	417	1,090	18	110	1
52	269	230	998	101	487	50	286	43	238	104	605	471	1,578	17	61	2
3	13	7	32	12	83	7	48	7	61	5	52	38	213	3	11	3
50	372	207	1,318	101	969	47	428	45	422	99	782	423	2,128	18	117	4
7	12	35	68	16	42	11	30	6	16	25	42	70	123	2	16	5
13	42	72	255	31	294	28	115	11	83	37	259	115	619	11	63	6
		10	27			23	115			7	34	13	45	205	3,804	7
		7	37			15	53			4	23	16	45	175	571	8
		2	22			3	16			1	3	1	6	54	1,020	9
		8	84			15	111			6	28	15	51	176	2,202	10
		2	7			5	8					2	4	43	129	11
		3	15			9	61					8	47	82	759	12
2	6	26	55	23	51	65	343			128	394	18	46	8	58	13
3	12	29	119	19	115	46	216			93	459	17	56	7	17	14
		1	1	3	27	5	39			2	6	3	36			15
4	22	24	159	18	327	41	246			79	443	14	120	7	21	16
		7	15	3	6	16	18			6	11	2	5	2	4	17
		11	29	5	49	25	103			80	146	3	35	2	5	18
2	4	30	52	6	8					1	1	381	936			19
3	8	32	72	5	13					1	1	405	1,036			20
		2	6									28	250			21
2	3	20	71	5	40					1	2	301	1,289			22
		3	5									57	134			23
1	1	3	5	3	9							99	756			24
3	4	6	11	3	4							18	32			25
1	5	5	16									18	36			26
																27
		5	24	1	1							7	30			28
												2	4			29
1	50	1	1									2	8			30
188	352	277	556	456	1,049	79	418	87	236	193	691	124	301	11	43	31
259	3,642	360	3,750	510	8,715	77	966	99	2,270	205	2,379	154	2,005	13	192	32
5	16	10	108	8	71	5	36	9	110	5	26	12	92	1	4	33
301	4,418	345	3,296	507	9,885	82	1,167	99	3,181	200	2,500	150	2,015	14	228	34
13	41	42	89	86	157	28	53	13	36	50	89	39	76	4	10	35
46	180	111	449	187	1,173	56	370	36	224	88	405	58	308	9	53	36
6	13	13	61	33	88	28	176	11	48	30	105	75	252			37
5	57	10	51	20	128	22	108	7	22	30	130	63	290			38
4	411	7	88	11	185	5	36	6	73	3	23	16	271			39
8	823	19	422	34	863	20	216	10	121	24	230	70	920			40
2	3	4	16	6	30	5	5	11	73	5	17	18	45			41
4	48	6	14	12	123	9	32	12	851	8	37	33	514			42
				29	121	145	3,664	32	129	25	638	147	554	52	602	43
				26	161	57	349	28	154	18	116	131	441	32	107	44
				18	1,116	110	6,525	20	270	13	885	32	592	21	825	45
				30	2,542	132	10,351	32	782	23	1,217	129	2,333	37	1,306	46
				3	8	18	25	7	25	2	2	21	61	3	7	47
				8	37	48	251	14	100	5	12	27	199	15	70	48
27	41	41	64	23	35	5	13	3	5	18	56	111	236	3	11	49
24	248	61	154	31	107	6	32	4	11	19	99	153	402	2	9	50
		1	1	1	1			1	3			8	52			51
61	353	47	146	27	163	6	38	4	14	19	110	112	425	2	19	52
1	3	2	4	1	8	3	5	1	1	2	2	2	2			53
2	21	8	46	5	20	3	22	1	4	3	7	18	34	2	13	54
17	22	71	106	98	185	6	15	38	59	13	40	102	205	4	10	55
40	96	114	211	122	381	5	12	24	54	14	29	127	266	4	7	56
1	3	1	1	10	47			2	13			11	48			57
34	109	87	225	113	584	4	12	21	77	12	44	97	367	3	5	58
1	2	4	7	5	9			6	12			12	13			59
4	8	16	24	26	69	1	2	15	105	3	10	12	34	1	1	60
47	196	213	344	128	262	32	235	48	128	100	376	148	289	10	95	61
115	342	354	869	220	1,033	20	55	54	128	97	270	224	409	10	27	62
4	34	10	66	15	61	5	36	7	56	6	99	16	420	1	1	63
114	455	313	1,001	180	1,300	16	80	51	285	72	448	158	837	9	40	64
4	12	10	13	9	18	3	306	7	21	6	11	6	8	1	1	65
11	143	63	98	33	134	9	22	9	122	21	54	29	102	1	2	66
					1,114		2,200		142		352		660		140	67
	334		381		563		72		293		205		847		215	68
				19	5,301	81	53,370	29	9,745	15	10,422	160	44,495	54	68,157	69
14	1,037	73	2,618	154	8,125	91	11,877	62	4,876	115	13,364	960	77,585	59	6,655	70
367	3,750	361	3,858	521	9,343	84	1,066	90	2,344	208	2,737	158	2,107	14	219	71
314	1,134	882	2,650	553	2,089	305	1,525	170	596	402	1,904	1,718	4,546	279	912	72
24	165	13	49	30	220	8	79	7	90	19	144	7	45	3	18	73
24	84	44	139	43	142	111	454	32	174	39	166	199	512	115	350	74
367	2,483,681	361	2,655,800	521	6,392,486	84	753,773	90	1,434,145	208	1,878,623	158	1,467,459	14	142,501	75
314	606,764	882	1,430,236	553	945,273	305	790,306	170	261,590	402	1,143,930	1,718	2,368,008	279	426,304	76
	664		688		713		707		612		686		696		651	77
	535		540		453		518		472		601		521		467	78
	1,831,417		1,432,351		4,700,562		61,206		943,730		470,164		477,530		70,725	79
	221,542		270,549		322,350		23,150		107,082		42,546		159,846		42,875	80
	162,948		314,089		635,107		232,070		153,931		446,601		338,213		20,956	81
	47,532		238,013		90,635		190,766		20,643		304,675		351,667		49,082	82
110	61,301	79	33,476	47	20,957	9	1,547	4	740	30	8,540	210	64,065	4	800	83
412	19,198	1,134	43,400	1,013	37,827	378	16,173	282	7,442	611	26,549	1,856	89,962	302	16,459	84
	649,915		277,833		256,794		18,433		7,963		55,938		692,569		8,060	85
	161,013		375,736		311,901		142,273		70,641		222,693		698,264		131,343	86
	10.6		11.8		12.3		11.9		10.8		10.1		10.8		10.1	87
	8.4		8.7		8.2		8.8		9.5		8.4		7.8		8.0	88

COUNTY TABLE IV.—SPECIFIED LIVESTOCK, 1930, AND

[See NOTE,

	TYPE OF FARM, BY CLASS OF ANIMALS (See definitions in Introduction)	GRANT		HARNEY		HOOD RIVER		JACKSON	
		Farms reporting	Animals or quantity	Farms reporting	Animals or quantity	Farms reporting	Animals or quantity	Farms reporting	Animals or quantity
	General farms								
1	Horses and mules, excluding colts ... number	70	405	58	742	31	58	239	703
2	Cows and heifers kept mainly for milk ... number	54	336	29	181	50	156	263	1,214
3	beef ... number	22	249	36	1,262	2	2	35	364
4	Other cattle including calves ... number	67	945	57	1,995	39	182	252	1,950
5	Sows and gilts ... number	20	29	15	40	9	26	36	60
6	Other hogs, excl pigs under 3 mos old ... number	32	170	29	166	10	141	102	446
	Cash-grain farms								
7	Horses and mules, excluding colts ... number	8	49	31	418			62	232
8	Cows and heifers kept mainly for milk ... number	3	32	6	34			54	216
9	beef ... number	3	70	21	608			7	71
10	Other cattle including calves ... number	5	131	28	698			51	223
11	Sows and gilts ... number	3	4	7	29			17	55
12	Other hogs, excl pigs under 3 mos old ... number	3	22	20	260			30	254
	Crop-specialty farms								
13	Horses and mules, excluding colts ... number	68	510	81	1,247	10	22	78	255
14	Cows and heifers kept mainly for milk ... number	44	188	25	99	7	26	67	209
15	beef ... number	13	101	48	1,662			17	109
16	Other cattle, including calves ... number	51	476	60	1,958	4	22	64	465
17	Sows and gilts ... number	11	83	13	27	2	4	8	13
18	Other hogs, excl pigs under 3 mos old ... number	26	236	23	165	2	39	23	65
	Fruit farms								
19	Horses and mules, excluding colts ... number					264	498	233	609
20	Cows and heifers kept mainly for milk ... number					262	490	228	584
21	beef ... number					14	125	14	113
22	Other cattle, including calves ... number					160	414	176	1,196
23	Sows and gilts ... number					21	45	25	79
24	Other hogs, excl pigs under 3 mos old ... number					50	241	50	318
	Truck farms								
25	Horses and mules, excluding colts ... number					5	8	24	48
26	Cows and heifers kept mainly for milk ... number							18	60
27	beef ... number							3	6
28	Other cattle including calves ... number							15	70
29	Sows and gilts ... number							1	3
30	Other hogs, excl pigs under 3 mos old ... number					1	1	10	23
	Dairy farms								
31	Horses and mules, excluding colts ... number	45	295	28	219	30	52	207	575
32	Cows and heifers kept mainly for milk ... number	48	820	29	531	40	246	263	2,592
33	beef ... number	8	80	1	6	4	12	14	152
34	Other cattle, including calves ... number	50	1,187	29	742	43	305	265	3,358
35	Sows and gilts ... number	15	38	4	7	11	25	38	76
36	Other hogs, excl pigs under 3 mos old ... number	21	111	17	147	15	75	111	621
	Animal-specialty farms								
37	Horses and mules, excluding colts ... number	31	227	33	287	2	8	108	442
38	Cows and heifers kept mainly for milk ... number	26	198	13	73	4	22	78	401
39	beef ... number	19	352	23	780	1	1	68	2,522
40	Other cattle, including calves ... number	33	1,162	28	881	4	81	113	3,894
41	Sows and gilts ... number	9	19	8	29	2	29	26	142
42	Other hogs, excl. pigs under 3 mos old ... number	17	126	14	165	2	41	48	442
	Stock ranches								
43	Horses and mules, excluding colts ... number	248	3,701	243	6,812			58	433
44	Cows and heifers kept mainly for milk ... number	127	692	65	460			29	212
45	beef ... number	183	10,743	202	21,999			50	3,882
46	Other cattle, including calves ... number	241	22,075	218	32,278			60	5,340
47	Sows and gilts ... number	48	145	32	99			8	29
48	Other hogs, excl pigs under 3 mos old ... number	95	644	83	707			22	250
	Poultry farms								
49	Horses and mules excluding colts ... number					18	27	55	130
50	Cows and heifers kept mainly for milk ... number					23	49	72	293
51	beef ... number							7	110
52	Other cattle, including calves ... number					14	57	65	415
53	Sows and gilts ... number					2	3	9	33
54	Other hogs, excl pigs under 3 mos old ... number					1	19	16	96
	Self-sufficing farms								
55	Horses and mules, excluding colts ... number	41	215	21	145	4	10	69	134
56	Cows and heifers kept mainly for milk ... number	29	73	10	25	7	8	74	128
57	beef ... number	7	30	2	4			9	34
58	Other cattle, including calves ... number	28	148	11	115	3	3	59	186
59	Sows and gilts ... number	1	3					4	4
60	Other hogs, excl pigs under 3 mos old ... number	7	11	8	7			18	28
	Abnormal and unclassified farms								
61	Horses and mules, excluding colts ... number	74	468	53	1,667	38	58	166	380
62	Cows and heifers kept mainly for milk ... number	40	98	14	44	69	123	252	533
63	beef ... number	16	319	19	372	3	3	24	298
64	Other cattle, including calves ... number	47	715	27	375	40	83	191	928
65	Sows and gilts ... number	5	10	3	30	3	4	8	14
66	Other hogs, excl pigs under 3 mos old ... number	15	101	5	202	12	16	48	124
	SPECIFIED ITEMS, BY TWO TYPES OF FARMS								
67	Steers, 2 years old and over — Ranches ... number		6,191		4,964				1,296
68	Steers, 2 years old and over — All other ... number		478		495		34		751
69	Sheep, excluding lambs — Ranches ... number	150	107,544	108	141,916			25	5,645
70	Sheep, excluding lambs — All other ... number	121	12,993	74	12,408	32	1,007	236	12,544
71	All cows milked — Dairy ... number	50	781	30	460	45	314	276	2,956
72	All cows milked — All other ... number	471	2,523	346	1,739	414	877	1,251	4,181
73	Of beef or dual purpose breeding — Dairy ... number	17	146	6	45	2	14	35	199
74	Of beef or dual purpose breeding — All other ... number	263	1,302	233	1,031	19	53	220	733
75	Milk produced — Dairy ... No and gals	50	472,924	30	284,010	45	231,983	276	1,824,353
76	Milk produced — All other ... No and gals	471	913,754	346	675,063	414	592,405	1,251	2,104,063
77	Production, per cow — Dairy ... gallons		606		617		739		637
78	Production, per cow — All other ... gallons		362		388		675		503
79	Whole milk sold — Dairy ... gallons		37,308		62,881		99,498		615,900
80	Whole milk sold — All other ... gallons		15,694		40,376		60,524		200,291
81	Cream sold as butterfat — Dairy ... pounds		137,572		72,927		31,788		382,617
82	Cream sold as butterfat — All other ... pounds		176,228		127,458		94,331		279,837
83	Chickens over 3 months old on farms, Apr 1, 1930 — Poultry ... number					40	14,037	97	23,715
84	Chickens over 3 months old on farms, Apr 1, 1930 — All other ... number	535	18,562	458	16,185	464	21,636	1,579	68,651
85	Chicken eggs produced — Poultry ... dozens						164,232		278,919
86	Chicken eggs produced — All other ... dozens		135,402		185,728		188,017		557,867
87	Production, per chicken on hand — Poultry ... dozens						11.7		11.8
88	Production, per chicken on hand — All other ... dozens		7.3		8.4		8.7		8.1

LIVESTOCK PRODUCTS, 1929, BY TYPE OF FARM—Continued

bottom of p 8]

JEFFERSON		JOSEPHINE		KLAMATH		LAKE		LANE		LINCOLN		LINN		MALHEUR		
Farms reporting	Animals or quantity	Farms reporting	Animals or quantity	Farms reporting	Animals or quantity	Farms reporting	Animals or quantity	Farms reporting	Animals or quantity	Farms reporting	Animals or quantity	Farms reporting	Animals or quantity	Farms reporting	Animals or quantity	
20	149	173	404	99	565	50	296	649	1,614	98	208	892	2,815	180	911	1
18	66	204	818	95	597	54	456	749	2,772	123	719	1,001	4,893	178	1,029	2
7	64	21	162	10	119	13	158	61	322	19	106	35	264	10	69	3
17	174	194	1,462	96	1,105	56	955	666	3,892	126	1,298	929	6,063	173	1,709	4
4	18	33	66	36	86	19	36	172	290	24	35	819	613	69	164	5
7	71	60	227	54	428	25	147	238	1,062	44	121	393	3,375	71	587	6
166	1,517	10	20	61	325	15	135	118	376	-	-	170	675	68	379	7
116	356	7	35	46	184	12	107	110	354	-	-	179	880	62	209	8
84	390	1	2	3	84	1	2	9	58	-	-	8	80	10	71	9
124	836	6	61	38	260	13	96	90	492	-	-	164	1,150	43	431	10
26	51	1	1	21	67	4	8	30	68	-	-	63	115	13	29	11
85	218	2	12	19	160	7	46	33	227	-	-	84	597	11	81	12
8	45	21	62	214	1,195	32	263	97	260	12	27	69	202	237	2,106	13
5	8	18	66	171	855	25	152	94	224	10	32	68	230	220	988	14
1	8	2	6	16	769	6	117	4	21	2	2	5	30	29	184	15
4	28	15	83	151	2,130	27	427	64	271	8	65	57	347	215	1,659	16
2	7	2	4	57	202	8	113	7	9	-	-	17	39	65	167	17
1	1	7	49	62	841	16	261	21	54	1	12	26	234	85	523	18
-	-	39	122	-	-	-	-	121	245	3	7	177	392	40	166	19
-	-	38	96	-	-	-	-	136	275	3	5	181	522	63	120	20
-	-	-	-	-	-	-	-	3	3	1	1	6	35	1	1	21
-	-	34	94	-	-	-	-	78	285	3	4	141	595	27	142	22
-	-	1	2	-	-	-	-	13	24	-	-	26	42	11	45	23
-	-	6	8	-	-	-	-	16	59	-	-	50	355	6	80	24
-	-	2	4	3	3	-	-	61	120	2	4	11	26	9	26	25
-	-	4	14	4	4	-	-	51	73	1	1	10	29	5	13	26
-	-	-	-	-	-	-	-	-	-	1	1	-	-	1	4	27
-	-	3	11	3	6	-	-	27	40	1	2	10	33	6	13	28
-	-	1	1	-	-	-	-	2	3	1	2	3	4	2	4	29
-	-	-	-	1	1	-	-	10	18	-	-	4	36	2	13	30
10	50	79	210	110	526	56	411	345	853	155	338	284	824	116	561	31
11	114	94	908	117	1,917	57	958	412	4,194	206	2,104	348	2,890	125	1,336	32
1	1	6	116	11	104	8	82	13	100	8	34	3	9	12	271	33
8	103	95	1,112	122	2,591	57	1,615	394	4,320	207	2,260	326	3,086	120	2,187	34
3	6	15	43	32	92	14	33	81	127	37	59	80	136	32	74	35
5	15	36	159	50	350	32	172	131	577	79	312	95	743	47	279	36
-	-	27	113	70	501	46	433	119	347	21	46	126	471	76	797	37
-	-	19	82	50	275	36	239	120	507	14	81	129	587	60	392	38
-	-	12	490	29	840	26	477	24	302	10	127	14	196	40	1,209	39
-	-	24	722	61	1,668	46	1,273	114	1,361	31	210	132	1,138	72	2,083	40
-	-	4	18	24	78	8	24	32	75	4	12	61	161	26	78	41
-	-	11	176	29	670	17	235	45	376	8	30	71	634	31	401	42
55	764	6	18	165	2,170	156	2,829	36	125	9	32	50	184	178	3,678	43
22	105	4	29	99	674	69	383	39	231	6	28	43	214	49	271	44
45	2,488	4	201	87	8,247	82	18,519	23	929	3	39	25	554	108	10,326	45
54	5,479	6	387	152	16,068	130	19,502	43	1,912	8	172	49	1,259	123	14,073	46
12	37	1	1	37	114	23	57	4	8	1	2	8	19	25	66	47
10	210	2	6	50	424	52	301	11	69	4	5	15	124	45	305	48
-	-	38	81	22	72	4	8	218	437	9	16	144	363	48	211	49
-	-	58	170	28	92	4	7	307	868	18	43	182	621	43	188	50
-	-	2	5	-	-	-	-	8	42	-	-	3	29	5	30	51
-	-	50	198	19	85	4	12	214	868	9	37	164	668	38	341	52
-	-	1	1	3	3	-	-	21	36	1	2	22	28	6	15	53
-	-	7	8	4	21	-	-	35	159	2	17	33	196	8	34	54
26	115	90	165	58	351	9	31	183	363	65	106	113	232	24	99	55
7	12	110	225	27	76	6	15	256	492	94	272	178	885	26	59	56
10	49	5	15	8	45	2	5	19	92	20	85	13	61	-	-	57
15	63	87	268	26	137	7	19	185	613	88	458	135	422	18	58	58
-	-	6	6	8	17	-	-	14	17	7	8	17	22	3	4	59
3	3	16	50	14	55	2	4	49	111	11	37	35	127	6	38	60
26	139	158	305	105	596	59	896	412	905	89	170	181	374	146	1,939	61
12	33	168	421	72	270	29	126	691	1,510	100	488	269	738	121	465	62
3	348	16	185	12	335	9	141	41	335	20	109	10	142	15	181	63
11	160	145	711	66	775	39	347	507	1,860	101	549	205	927	102	733	64
-	-	7	19	16	26	5	17	34	45	6	9	21	38	32	64	65
1	2	24	64	24	96	20	324	101	246	20	54	55	239	87	161	66
-	1,633	-	90	-	4,926	-	3,624	-	478	-	51	-	368	-	2,651	67
-	64	-	349	-	935	-	554	-	506	-	245	-	598	-	739	68
26	42,815	4	192	119	119,449	119	129,583	36	4,921	9	491	59	9,820	102	206,424	69
15	742	84	2,545	170	19,504	86	9,898	891	45,960	119	4,356	1,268	68,644	190	26,752	70
11	119	97	1,017	126	2,075	59	1,012	422	4,460	213	2,295	350	3,127	129	1,355	71
204	722	684	2,044	667	3,533	305	1,795	2,629	7,813	402	1,801	2,311	9,580	883	4,193	72
-	-	11	65	29	287	24	234	26	164	21	64	32	227	31	282	73
57	215	98	268	167	814	192	964	199	737	61	229	230	909	248	1,078	74
11	60,575	97	650,941	126	1,404,492	59	639,550	422	3,017,355	213	1,409,965	350	2,183,978	129	947,249	75
204	303,279	684	1,079,952	667	1,778,065	305	854,593	2,629	4,024,925	402	808,541	2,311	4,994,404	883	2,313,473	76
-	809	-	649	-	677	-	632	-	677	-	614	-	698	-	699	77
-	420	-	528	-	503	-	476	-	515	-	449	-	521	-	552	78
-	7,631	-	126,945	-	911,601	-	60,751	-	1,304,364	-	467,261	-	1,121,130	-	153,344	79
-	4,871	-	32,559	-	390,211	-	4,837	-	259,069	-	66,186	-	814,231	-	28,622	80
-	10,571	-	150,906	-	134,123	-	162,684	-	525,503	-	325,878	-	218,390	-	233,569	81
-	39,163	-	198,531	-	303,636	-	231,239	-	695,357	-	169,417	-	1,009,569	-	542,787	82
-	-	70	14,404	41	11,672	6	1,378	401	133,384	17	3,597	206	56,158	52	5,627	83
267	12,423	837	28,298	649	52,844	380	18,251	2,722	143,736	565	17,342	2,432	160,400	1,010	52,878	84
-	-	-	177,964	-	139,617	-	13,917	-	1,538,687	-	42,085	-	662,664	-	64,385	85
-	101,053	-	321,899	-	501,518	-	147,631	-	1,221,629	-	180,921	-	1,544,526	-	432,726	86
-	-	-	12.4	-	11.8	-	10.1	-	11.5	-	11.7	-	11.8	-	11.4	87
-	8.1	-	7.8	-	9.5	-	8.1	-	8.5	-	9.3	-	9.6	-	8.0	88

COUNTY TABLE IV.—SPECIFIED LIVESTOCK, 1930, AND

[See NOTE,

	TYPE OF FARM, BY CLASS OF ANIMALS (See definitions in Introduction)	MARION		MORROW		MULTNOMAH		POLK		SHERMAN	
		Farms reporting	Animals or quantity	Farms reporting	Animals or quantity	Farms reporting	Animals or quantity	Farms reporting	Animals or quantity	Farms reporting	Animals or quantity
	General farms										
1	Horses and mules, excluding colts ... number	767	1,943	47	178	103	216	269	778	8	48
2	Cows and heifers kept mainly for milk ... number	909	3,726	49	214	141	442	300	1,294	7	23
3	beef ... number	21	68	3	10	2	2	11	39		
4	Other cattle, including calves ... number	782	3,920	49	278	104	457	268	1,483	6	35
5	Sows and gilts ... number	289	647	11	50	15	45	89	188	1	4
6	Other hogs, excl pigs under 3 mos old ... number	362	3,012	13	44	36	365	110	921	2	6
	Cash-grain farms										
7	Horses and mules, excluding colts ... number	297	1,028	258	4,016	7	22	143	531	291	4,194
8	Cows and heifers kept mainly for milk ... number	303	1,102	235	837	6	12	140	802	260	878
9	beef ... number	15	195	20	217			5	56	43	592
10	Other cattle, including calves ... number	258	1,590	220	1,415	3	5	128	934	262	2,361
11	Sows and gilts ... number	134	355	43	101	5	12	37	96	92	307
12	Other hogs, excl pigs under 3 mos old ... number	144	1,689	81	287	1	2	44	317	123	1,341
	Crop-specialty farms										
13	Horses and mules excluding colts ... number	217	665	30	163	71	201	65	228		
14	Cows and heifers kept mainly for milk ... number	204	581	26	131	55	262	54	110		
15	beef ... number	2	3	2	13	6	120				
16	Other cattle, including calves ... number	152	571	25	168	49	386	30	113		
17	Sows and gilts ... number	46	120	4	7	4	6	8	21		
18	Other hogs, excl pigs under 3 mos old ... number	70	612	9	20	16	46	7	118		
	Fruit farms										
19	Horses and mules, excluding colts ... number	577	1,124			138	211	262	572		
20	Cows and heifers kept mainly for milk ... number	558	1,240			138	252	277	758		
21	beef ... number	24	57					13	35		
22	Other cattle including calves ... number	407	1,300			73	186	216	811		
23	Sows and gilts ... number	56	126			4	6	38	72		
24	Other hogs, excl pigs under 3 mos old ... number	114	693			10	72	63	271		
	Truck farms										
25	Horses and mules, excluding colts ... number	88	179	5	9	115	239	6	10	1	2
26	Cows and heifers kept mainly for milk ... number	59	118	3	10	48	76	4	4	1	1
27	beef ... number										
28	Other cattle, including calves ... number	30	56	4	14	23	56	2	2	1	1
29	Sows and gilts ... number	2	3			2	5				
30	Other hogs, excl pigs under 3 mos old ... number	9	46	2	5	9	46				
	Dairy farms										
31	Horses and mules, excluding colts ... number	317	824	32	128	170	454	250	761	3	5
32	Cows and heifers kept mainly for milk ... number	406	3,653	35	339	248	4,226	299	2,902	6	65
33	beef ... number	6	28			8	170				
34	Other cattle including calves ... number	388	3,652	32	280	234	3,623	283	2,829	6	47
35	Sows and gilts ... number	93	217	11	25	20	56	57	117		
36	Other hogs, excl pigs under 3 mos old ... number	126	1,013	16	66	40	350	84	779	2	7
	Animal-specialty farms										
37	Horses and mules, excluding colts ... number	94	321			4	9	41	133	4	20
38	Cows and heifers kept mainly for milk ... number	91	392			6	39	45	146	2	6
39	beef ... number	11	158					7	48	1	2
40	Other cattle, including calves ... number	87	828			5	87	39	285	3	36
41	Sows and gilts ... number	51	204			2	4	23	86	2	3
42	Other hogs, excl pigs under 3 mos old ... number	44	1,022			5	50	21	284	3	82
	Stock ranches										
43	Horses and mules, excluding colts ... number	15	31	91	1,455			3	9	15	124
44	Cows and heifers kept mainly for milk ... number	15	31	68	321			3	5	9	48
45	beef ... number	8	155	29	1 316					5	161
46	Other cattle, including calves ... number	14	371	81	3,253			2	4	11	314
47	Sows and gilts ... number	2	3	18	61					5	13
48	Other hogs, excl pigs under 3 mos old ... number	3	20	38	273			1	2	4	51
	Poultry farms										
49	Horses and mules, excluding colts ... number	112	211	10	26	34	46	47	102		
50	Cows and heifers kept mainly for milk ... number	167	368	13	53	51	79	67	200		
51	beef ... number	5	10			1	1				
52	Other cattle, including calves ... number	119	397	11	50	23	51	53	195		
53	Sows and gilts ... number	11	22	1	2	2	4	5	9		
54	Other hogs, excl pigs under 3 mos old ... number	30	110	2	8	7	46	10	32		
	Self-sufficing farms										
55	Horses and mules, excluding colts ... number	137	240	8	19	30	47	40	63	3	7
56	Cows and heifers kept mainly for milk ... number	200	350	8	23	37	61	56	100	3	4
57	beef ... number	6	27	1	4			2	6		
58	Other cattle, including calves ... number	131	309	6	33	31	78	34	79	1	1
59	Sows and gilts ... number	11	13	1	1	1	3	3	5		
60	Other hogs, excl pigs under 3 mos old ... number	36	86	2	6	6	39	15	27		
	Abnormal and unclassified farms										
61	Horses and mules, excluding colts ... number	250	516	40	407	92	209	104	210	7	98
62	Cows and heifers kept mainly for milk ... number	445	985	37	105	137	409	152	345	4	11
63	beef ... number	19	69	4	73	4	44	5	12	1	2
64	Other cattle including calves ... number	286	1,029	33	233	90	399	114	396	2	5
65	Sows and gilts ... number	29	87	6	14	9	29	10	13		
66	Other hogs, excl pigs under 3 mos old ... number	101	986	13	34	30	1,650	29	85	1	8
	SPECIFIED ITEMS, BY TWO TYPES OF FARMS										
67	Steers, 2 years old and over ... Ranches ... number		236		892						35
68	Steers, 2 years old and over ... All other ... number		316		126		141		168		300
69	Sheep, excluding lambs ... Ranches ... number	27	5,252	92	158,982			3	734	8	6,865
70	Sheep, excluding lambs ... All other ... number	844	40,765	148	9,338	22	1,159	367	21 449	67	6,150
71	All cows milked ... Dairy ... number	411	3,974	36	379	252	5,189	301	3,218	6	61
72	All cows milked ... All other ... number	3,059	9,543	477	1,785	644	1,751	1,123	4,085	311	1,063
73	Of beef or dual-purpose breeding ... Dairy ... number	8	34			23	113	12	59	1	15
74	Of beef or dual-purpose breeding ... All other ... number	111	347	73	241	50	94	73	178	30	240
75	Milk produced ... Dairy ... No and gals	411	2,780,842	36	253,535	252	4,128,225	301	2,326,885	6	41,000
76	Milk produced ... All other ... No and gals	3,059	5,176,446	477	846,751	644	1,041,867	1,123	2,341,328	311	499,660
77	Production, per cow ... Dairy ... gallons		700		669		796		723		672
78	Production, per cow ... All other ... gallons		542		474		595		573		468
79	Whole milk sold ... Dairy ... gallons		1,763,494		29,890		3,490,751		1,515,727		23,000
80	Whole milk sold ... All other ... gallons		1,260,444		6,893		449,838		659,104		3,773
81	Cream sold as butterfat ... Dairy ... pounds		306,130		60 070		99,229		242,676		2,840
82	Cream sold as butterfat ... All other ... pounds		819,825		142,857		55,672		362,775		95,188
83	Chickens over 3 months old on farms, Apr 1, 1930 ... Poultry ... number	226	57,920	11	1,490	148	56,540	84	27 444		
84	Chickens over 3 months old on farms, Apr 1, 1930 ... All other ... number	3,594	199,911	516	30,635	917	40 458	1,408	70,653	323	17,522
85	Chicken eggs produced ... Poultry ... dozens		707,538		15,359		650,767		324,303		
86	Chicken eggs produced ... All other ... dozens		1,666,226		247,441		299,574		585,705		155,086
87	Production, per chicken on hand ... Poultry ... dozens		12 2		10 3		11 5		11 8		
88	Production, per chicken on hand ... All other ... dozens		8 3		8.1		7 4		8 3		8.9

LIVESTOCK PRODUCTS, 1929, BY TYPE OF FARM—Continued

bottom of p 8]

TILLAMOOK		UMATILLA		UNION		WALLOWA		WASCO		WASHINGTON		WHEELER		YAMHILL		
Farms reporting	Animals or quantity	Farms reporting	Animals or quantity	Farms reporting	Animals or quantity	Farms reporting	Animals or quantity	Farms reporting	Animals or quantity	Farms reporting	Animals or quantity	Farms reporting	Animals or quantity	Farms reporting	Animals or quantity	
6	8	146	508	168	870	150	1,014	116	509	534	1,238	59	367	410	1,087	1
8	27	171	802	177	1,048	147	1,015	122	561	616	2,465	58	367	476	2,051	2
1	7	4	14	18	163	26	265	10	63	18	39	5	56	17	136	3
9	91	163	1,029	180	2,062	148	2,114	114	942	541	2,470	60	616	421	2,367	4
-	-	38	78	83	205	100	409	56	161	104	203	17	28	131	315	5
4	5	37	225	82	883	101	1,619	58	718	162	1,042	19	113	157	1,264	6
-	-	567	7,888	334	2,834	192	2,199	338	3,684	238	691	13	110	220	722	7
-	-	552	1,783	310	1,621	165	954	247	980	239	1,234	14	56	225	1,037	8
-	-	53	476	43	640	28	258	130	1,278	7	33	2	15	9	33	9
-	-	477	8,064	306	3,749	164	2,174	290	3,476	212	1,172	14	244	206	1,031	10
-	-	81	255	180	592	125	695	153	740	45	87	2	7	48	107	11
-	-	167	1,229	194	2,203	126	2,545	177	2,997	69	446	3	6	74	595	12
-	-	157	738	33	193	20	99	8	34	66	147	19	94	35	88	13
-	-	133	611	24	101	15	79	7	12	58	126	12	43	33	115	14
-	-	4	28	4	39	3	25	-	-	4	10	2	2	-	-	15
-	-	108	845	21	234	19	146	6	12	40	139	10	68	23	137	16
-	-	19	40	9	21	8	36	4	21	4	5	3	4	3	7	17
-	-	34	137	11	68	6	30	1	8	14	54	4	31	8	62	18
-	-	253	498	81	183	-	-	82	207	236	496	-	-	373	842	19
1	1	246	511	82	277	-	-	61	95	251	668	-	-	374	826	20
-	-	2	2	4	11	-	-	8	7	7	9	-	-	13	50	21
-	-	129	363	71	411	-	-	36	76	185	581	-	-	275	874	22
-	-	23	36	15	27	-	-	2	4	19	36	-	-	43	82	23
-	-	40	128	32	156	-	-	10	56	48	228	-	-	78	451	24
-	-	22	32	-	-	-	-	31	72	56	113	-	-	12	26	25
-	-	18	22	-	-	-	-	20	28	33	52	-	-	15	48	26
-	-	-	-	-	-	-	-	2	28	1	1	-	-	-	-	27
-	-	6	44	-	-	-	-	11	58	20	87	-	-	12	95	28
-	-	2	4	-	-	-	-	-	-	2	2	-	-	2	8	29
-	-	2	4	-	-	-	-	3	8	7	11	-	-	7	42	30
414	810	218	763	135	643	89	484	53	185	702	1,765	10	55	339	854	31
514	10,905	259	2,887	163	1,969	116	1,276	66	756	830	7,345	11	96	407	3,057	32
13	88	6	84	12	88	3	27	2	23	10	58	-	-	5	21	33
604	7,407	241	2,895	156	2,653	115	1,781	57	651	797	5,542	11	173	373	2,750	34
182	482	54	139	58	146	65	275	15	47	104	252	2	8	76	155	35
265	1,891	84	329	66	512	73	981	32	243	200	1,354	3	18	86	593	36
-	-	44	277	41	296	150	1,241	42	233	27	83	-	-	30	145	37
-	-	37	220	43	285	137	980	31	156	24	111	-	-	27	152	38
-	-	9	463	23	560	50	856	20	281	3	46	-	-	5	45	39
-	-	39	1,246	49	1,711	150	3,874	43	599	21	195	-	-	27	366	40
-	-	10	86	26	117	108	711	12	63	18	150	-	-	18	82	41
-	-	16	471	30	467	116	3,606	24	415	16	629	-	-	16	330	42
-	-	98	1,335	52	678	133	2,145	72	993	-	-	110	1,240	6	27	43
-	-	67	284	36	280	79	464	48	194	-	-	102	509	5	12	44
-	-	47	2,409	30	1,805	66	3,351	37	993	-	-	66	2,581	1	12	45
-	-	89	4,887	46	3,974	116	8,076	58	2,169	-	-	107	5,329	4	86	46
-	-	10	35	22	65	46	139	16	49	-	-	30	46	-	-	47
-	-	34	237	26	161	59	746	17	185	-	-	56	348	1	1	48
5	10	47	124	15	43	-	-	10	23	148	272	6	27	63	126	49
10	26	56	244	17	46	-	-	11	27	192	508	7	35	90	216	50
-	-	1	2	1	1	-	-	1	1	4	7	-	-	1	1	51
10	40	46	219	15	81	-	-	8	44	149	451	6	34	67	200	52
-	-	3	4	1	3	-	-	1	2	10	18	1	2	7	16	53
1	3	7	12	3	14	-	-	1	5	22	86	2	4	18	56	54
13	20	30	87	31	77	26	87	21	63	103	178	15	70	60	102	55
18	42	35	83	32	71	20	51	27	53	159	264	14	47	84	142	56
-	-	2	11	2	2	3	21	3	13	1	3	3	24	2	3	57
16	66	25	81	20	72	16	67	18	65	107	246	14	77	57	133	58
-	-	2	3	3	4	3	4	2	2	2	3	-	-	2	2	59
5	10	5	9	10	20	9	20	8	10	18	49	3	4	13	35	60
33	50	84	290	81	382	54	223	67	255	220	469	27	144	142	261	61
96	334	59	241	86	279	64	182	45	84	370	744	23	85	245	548	62
5	76	9	123	4	35	3	9	8	37	15	45	3	24	16	506	63
76	341	70	536	61	353	53	178	30	584	238	666	22	154	183	734	64
5	16	14	32	16	44	15	21	6	14	20	37	4	8	22	41	65
19	143	18	197	27	235	12	31	7	23	50	178	7	37	37	78	66
-	-	-	1,249	-	818	-	1,731	-	250	-	-	-	1,382	-	6	67
-	68	-	851	-	999	-	1,103	-	521	-	171	-	112	-	252	68
-	-	72	116,688	27	23,799	75	68,000	50	86,933	-	-	95	96,003	7	2,195	69
18	453	290	21,615	217	14,667	284	19,899	178	12,288	170	6,440	61	7,906	412	21,367	70
621	11,586	363	3,111	167	2,220	117	1,391	66	865	850	8,155	11	114	421	3,525	71
130	430	1,467	5,368	866	4,534	680	4,261	658	2,367	1,996	6,667	241	1,092	1,644	5,561	72
22	219	19	144	45	372	16	152	8	67	41	218	1	10	19	83	73
5	11	167	505	264	1,271	214	1,042	181	513	116	279	82	311	34	238	74
621	8,379,319	363	2,100,321	167	1,432,636	117	1,014,258	66	569,376	850	6,226,658	11	70,810	421	2,386,253	75
130	186,387	1,467	2,847,726	866	2,562,212	680	2,209,652	658	1,073,259	1,998	4,008,002	241	455,434	1,644	3,298,478	76
-	723	-	675	-	645	-	729	-	658	-	764	-	621	-	677	77
-	433	-	531	-	565	-	519	-	453	-	600	-	417	-	592	78
-	7,885,305	-	403,023	-	442,792	-	41,198	-	274,081	-	5,658,341	-	16,195	-	1,645,786	79
-	101,126	-	186,298	-	194,600	-	80,073	-	41,598	-	2,094,431	-	16,346	-	1,394,101	80
-	40,952	-	536,511	-	309,520	-	306,089	-	84,413	-	282,806	-	15,937	-	206,316	81
-	634	-	554,896	-	591,423	-	502,553	-	190,927	-	256,253	-	72,107	-	345,473	82
16	4,345	66	22,202	30	6,139	-	-	30	6,488	304	119,401	7	268	126	41,842	83
653	19,213	1,744	93,289	995	50,972	775	30,431	800	35,359	2,824	147,722	246	10,806	2,007	104,098	84
-	47,342	-	244,909	-	74,001	-	-	-	74,683	-	1,522,214	-	2,670	-	537,536	85
-	190,617	-	766,832	-	406,554	-	237,612	-	291,060	-	1,339,830	-	60,101	-	816,171	86
-	11.2	-	11.0	-	12.1	-	-	-	11.5	-	12.7	-	9.3	-	12.8	87
-	9.9	-	8.2	-	8.0	-	7.8	-	8.2	-	9.1	-	8.2	-	7.8	88

COUNTY TABLE V.—TYPE

[See NOTE.

	TYPE AND SIZE (See definitions in Introduction)	THE STATE	Baker	Benton	Clackamas	Clatsop	Columbia	Coos	Crook	Curry	Deschutes	Douglas
		Number	Number	Number	Number	Number	Number	Number	Number	Number	Number	Number
	General farms											
1	Under 10 acres	493	6	6	52	4	16	9	1	1	5	12
2	10 to 19 acres	702	5	16	100	6	35	12	2	3		22
3	20 to 49 acres	1,860	20	28	376	19	81	11	1	5	29	46
4	50 to 99 acres	2,104	25	63	395	13	62	21	15	4	33	57
5	100 to 174 acres	2,028	42	72	245	15	47	33	14	16	29	123
6	175 to 259 acres	981	25	57	62	1	10	16	7	9	9	76
7	260 to 499 acres	1,058	41	54	29	1	2	12	9	12	13	131
8	500 to 999 acres	390	33	13	3		2	4	4	2		56
9	1,000 acres and over	137	15	4	1		1	1	3	2	2	17
	Cash-grain farms											
10	Under 20 acres	67	3		5		2					1
11	20 to 49 acres	258	8	5	37		4		4		1	
12	50 to 99 acres	477	14	8	65		1		3		1	5
13	100 to 174 acres	791	23	17	66		5		6		2	6
14	175 to 259 acres	480	12	12	21		4		2		2	2
15	260 to 499 acres	915	43	28	9		4		7		2	5
16	500 to 999 acres	964	27	8	1		1		4		1	1
17	1,000 to 4,999 acres	977	6						2		1	
18	5,000 to 9,999 acres	31										
	Crop-specialty farms											
19	3 to 9 acres	77	2		8		2	1				
20	10 to 19 acres	148	4	2	20		6	1			1	6
21	20 to 49 acres	528	11	7	46	1	16	5	4		39	4
22	50 to 99 acres	660	26	9	66	1	8	3	12		46	7
23	100 to 174 acres	642	37	8	35	4	5	10	19		40	5
24	175 to 259 acres	278	19	3	12		4	2	7		10	3
25	260 to 499 acres	327	31	5	3		5	5	12		12	3
26	500 to 999 acres	170	19	2	1				11		3	2
27	1,000 acres and over	118	14	2					6		1	
	Fruit farms											
28	Under 10 acres	765	3	15	52	4	9	3			1	15
29	10 to 19 acres	1,258	1	21	71	4	13					59
30	20 to 49 acres	2,003	3	26	150	2	23	6			1	111
31	50 to 99 acres	1,091		16	77	2	3	4			1	101
32	100 to 174 acres	655	4	9	37	1	3	4				100
33	175 to 259 acres	220	1	1	3			2				67
34	260 to 499 acres	205		6	2							68
35	500 to 999 acres	77		2								43
36	1,000 acres and over	30	2				1					18
	Truck farms											
37	Under 3 acres	15			1	2	1	2				
38	3 to 9 acres	191	2	2	22	3	2	1				5
39	10 to 19 acres	262	4		40	2	2	1				13
40	20 to 49 acres	300		11	35	1	3	1				12
41	50 to 99 acres	106			14		2					4
42	100 to 174 acres	45	1	1	4							1
43	175 acres and over	21	1				1					1
	Dairy farms											
44	Under 10 acres	356	12	6	30	9	11	10		1	1	5
45	10 to 19 acres	491	10	3	33	17	40	24	2	3	1	7
46	20 to 49 acres	1,584	44	28	150	61	96	54	7	4	43	10
47	50 to 99 acres	2,006	76	48	185	71	92	102	18	18	66	21
48	100 to 174 acres	1,827	82	60	94	66	73	152	15	23	51	38
49	175 to 259 acres	766	29	34	28	26	16	85	8	16	16	19
50	260 to 499 acres	718	51	31	13	16	21	69	10	20	20	32
51	500 acres and over	402	37	13	2	2	7	25	24	19	10	16
	Animal-specialty farms											
52	Under 20 acres	43	1	1	6		1	3				3
53	20 to 49 acres	172	6	5	18	1	6	3		1	6	8
54	50 to 99 acres	282	14	13	48		2	3	7	1	10	6
55	100 to 174 acres	457	19	15	46	3	5	8	2	5	6	16
56	175 to 259 acres	250	20	13	11	1	4	9	3		3	19
57	260 to 499 acres	403	7	25	10	3	5	10	12	2	3	21
58	500 to 999 acres	215	17	12	1	1	1	1	7	2	4	19
59	1,000 acres and over	60	1	3	1			1		2		1
	Stock ranches											
60	Under 3 acres	91	7						2			
61	3 to 99 acres	37	5					1	1	1	3	
62	100 to 174 acres	111	6		1					1	2	6
63	175 to 259 acres	79	2		1			1	1	3	4	9
64	260 to 499 acres	344	33	5				8	6	9	1	25
65	500 to 999 acres	562	39	6	1			13	32	12	4	52
66	1,000 to 4,999 acres	1,118	72	6	1			10	90	8	12	72
67	5,000 to 9,999 acres	159	10					1	12			1
68	10,000 acres and over	146	5						9	1	1	
	Poultry farms											
69	Under 3 acres	199	5	3	21	10	1	4			5	13
70	3 to 9 acres	660	3	6	102	26	18	9	2	1	4	15
71	10 to 19 acres	575	1	9	106	31	22	7		1	1	28
72	20 to 49 acres	740	2	13	153	22	24	12			6	48
73	50 to 99 acres	397	1	8	50	11	10	7	1		9	20
74	100 to 174 acres	285	3	8	27	9	5	6	5	1	1	37
75	175 to 259 acres	103	2	2	6		1	2		1	1	24
76	260 to 499 acres	101	3	3		1		2			3	20
77	500 acres and over	30	4	1					1		2	7
	Self-sufficing farms											
78	Under 3 acres	49	1	1	7		3	1				
79	3 to 9 acres	654	9	13	75	10	31	15		2	1	13
80	10 to 19 acres	538	5	15	60	5	38	15		5		15
81	20 to 49 acres	820	11	33	129	11	53	32		8	3	40
82	50 to 99 acres	510	9	15	66	9	21	31	1	7	3	44
83	100 to 174 acres	579	17	16	33	13	13	42	6	9	2	61
84	175 to 259 acres	138	6	5	4		2	19		6	1	13
85	260 to 499 acres	103		1	1			9		3	3	10
86	500 acres and over	56	4	2				2				
	Abnormal farms											
87	Under 3 acres	263	9		9	6	6	1	2		6	4
88	3 to 9 acres	2,117	24	51	199	23	94	63		5	49	48
89	10 to 19 acres	1,476	5	50	167	32	134	38	2	14	13	48
90	20 to 49 acres	1,622	13	58	187	36	166	46	3	13	42	70
91	50 to 99 acres	826	9	26	100	18	70	23	1	11	12	52
92	100 to 174 acres	826	27	27	33	18	34	39	6	15	7	69
93	175 to 259 acres	235	5	11	7	3	1	9	1	7	3	21
94	260 to 499 acres	259	5	15	6	5	5	9	1	5	7	15
95	500 to 999 acres	141	19	2			1	1	2	2	4	5
96	1,000 acres and over	63	3	1		1		3	4		2	2

OF FARM, BY SIZE, 1930

bottom of p 8]

Gilliam	Grant	Harney	Hood River	Jackson	Jefferson	Josephine	Klamath	Lake	Lane	Lincoln	Linn	Malheur	Marion	Morrow	
Number	Number	Number	Number	Number	Number	Number	Number	Number	Number	Number	Number	Number	Number	Number	
	1	1	6	37		15	4	1	35	2	28	12	68	1	1
	1	1	11	33		37	7		62	3	38	11	88	1	2
	2	3	20	53		50	6	3	124	17	120	47	211	15	3
2	4	1	10	49		45	17	8	197	25	222	65	280	11	4
4	6	7	5	80	5	55	29	11	182	45	283	30	205	8	5
3	8	5	3	33	4	22	14	4	105	19	181	12	75	4	6
4	18	18	1	26	5	20	25	19	108	23	160	14	62	9	7
5	20	14		5	2	2	15	5	25	7	38	8	10	8	8
1	15	11		1	5			6	8		5	4			9
							2		4		2	2	15		10
		3		8		3	6		13		11	13	38		11
	1	1		19	1	2	9		20		21	16	82	1	12
1		6		20	17	3	14	8	46		40	22	100	3	13
	2	3		15	4		8	1	23		48	5	59	1	14
13	3	7		13	30	3	22	6	31		59	9	59	35	15
63	2	8		1	60		10	2	12		18	4	18	88	16
135	2	5		1	65		6	2	1		4	4	2	164	17
12					1		2							3	18
			2	9		2	3		5	1	2	1	8		19
		1	3	6		6	9		7	1	6	2	10	3	20
	1	1	5	10		8	30	1	34	1	16	42	78	6	21
	4	4	6	14		5	88	7	33	5	13	76	85	8	22
1	14	13	5	38	1	6	74	10	31	5	18	77	65	2	23
2	6	8		15		3	25	4	12	1	7	45	29	5	24
1	17	16	1	10	3	3	35	8	8	3	14	28	30	6	25
1	11	30		5	3		14	7	4		8	17	6	4	26
3	22	17		2	1		5	7	2			15		3	27
			44	58		14			42		13	7	118		28
			155	60		19			70	1	27	4	197		29
			260	152		19			78	3	87	19	319		30
			92	88		11			40		63	16	153		31
			26	49		9			25	1	42	4	92		32
			6	20		5			6	1	13	3	33		33
			8	18		3			11		6	2	14		34
				6		2			2		5	1	5		35
				3		1					1		1		36
									2			1			37
			1	18		2	1		12	2	2	1	36		38
			3	7		1	3		20	1	5	2	51	2	39
				9		2	1		23	1	5	2	45	2	40
			1	5		1	1		17		3	2	12	1	41
				2					3	1	1	3	2	1	42
			1						1	1	1		3	1	43
	1	1	4	28		2	2	2	20	4	15	6	19	1	44
	1		11	29		14	4		15	3	14	11	38	4	45
	1	1	19	62	1	26	16	1	47	22	47	33	107	10	46
2	4	1	6	58	1	16	24	7	95	49	80	29	122	8	47
1	8	10	2	54	2	22	35	7	123	77	115	73	73	3	48
3	3	3	2	16		12	10	9	60	30	47	11	32	2	49
4	12	6	1	25	2	5	18	16	44	21	30	3	25	2	50
4	20	8		7	5		17	17	18	7	2	14	5	6	51
			1	2		1	1		2		3		4		52
		1		12		2	7		8	2	14	15	17		53
	5	3		25		5	15	2	16	5	19	14	34		54
	6	16	1	41		11	17	7	26	5	41	14	34		55
	2	4		10		7	4	8	18	3	31	10	14		56
	11	10	1	19		4	18	17	36	7	39	14	26		57
	7		1	9		2	11	12	21		11	9	3		58
	3	1		2			6	4	3	1	1	3	1		59
	6	13					7	5				30			60
	2	3		2	1		7		1		2	2	2	2	61
	2	16		9	9		24	4	2		10	6	2	4	62
	2	4		4			17	2	2	2	9	4	3	2	63
	19	45		18	3	4	35	10	16	6	13	14	10	7	64
7	61	56		19	7	2	27	31	12	4	17	30	8	7	65
38	136	95		14	25		57	83	19		14	79	3	27	66
6	30	17		1	3		3	12				5	1	17	67
9	10	7			8		6	16				3		20	68
			2	5			4		19		8		15		69
1			14	12		10	13	1	91	2	25	4	65	1	70
			14	16		30	7	2	60	2	25	4	47	2	71
			8	16		14	6	2	94	5	40	13	69	6	72
			2	23		10	4		64	4	51	19	26	2	73
				15		14	5	1	44	3	39	9	13	3	74
1			1	6		3	3		17	1	12	5	4		75
2				8		5			16	1	12	3	2		76
				1			1		4		2	2			77
				3			2		7	1	4	1	8		78
		1	3	24		22	8		67	14	35	3	117	3	79
1	2		4	16		36	2	1	51	5	27	6	69	5	80
	1	1	2	22	1	34	10		78	25	65	8	54	2	81
1	4	1	2	22	5	35	10	1	58	27	49	3	27	2	82
3	12	6	1	19	16	35	27	2	57	45	41	8	15		83
	3			11	4	12	4	1	17	5	6		4		84
	9	7		5	2	2	4	3	16	2	1	3	2	3	85
	12	5				1	8	1	3		1	2	2		86
	1			28			11	2	12		8	5	24	4	87
1	1	4	42	126		43	27	3	304	10	62	20	308	6	88
	3	2	35	56	1	33	9	2	135	8	46	10	168	5	89
1	3	8	20	72	1	47	17	2	190	19	76	14	127	3	90
	5	1	6	26		21	7	2	128	28	56	8	54	4	91
1	13	10	8	56	5	44	20	10	137	22	33	4	84	3	92
1	1	1	1	10	3	10	5	4	43	7	17	4	12	2	93
1	10	13		13	4	8	6	7	41	5	14	6	7	3	94
	12	11		4	4	2	6	5	20	2	3	4	2	1	95
1	6			2		1	3	2	3			7	3	5	96

COUNTY TABLE V.—TYPE OF FARM, BY SIZE, 1930—Continued

[See NOTE, bottom of p 8]

	TYPE AND SIZE (See definitions in Introduction)	Multnomah	Polk	Sherman	Tillamook	Umatilla	Union	Wallowa	Wasco	Washington	Wheeler	Yamhill
	General farms	Number	Number	Number	Number	Number	Number	Number	Number	Number	Number	Number
1	Under 10 acres	31	17		1	16	14	3	4	46		38
2	10 to 19 acres	30	21			22	20	5	2	78		39
3	20 to 49 acres	64	53	1	1	70	23	6	10	233		112
4	50 to 99 acres	34	66	2	1	26	24	12	11	189	1	113
5	100 to 174 acres	13	78		4	21	30	41	26	105	6	113
6	175 to 259 acres	1	37	2		9	28	23	17	30	7	53
7	260 to 499 acres	1	40	3	3	15	34	46	40	6	17	46
8	500 to 999 acres		13			9	21	23	21	2	21	10
9	1,000 acres and over		2	1		1	8	3	5		12	3
	Cash-grain farms											
10	Under 20 acres	2	1			1	2		1	15		9
11	20 to 49 acres	4	3			13	5	2	3	45		31
12	50 to 99 acres	4	13			9	22	7	7	82		53
13	100 to 174 acres	2	46	1		47	51	23	52	95		70
14	175 to 259 acres		37	2		33	49	21	21	40	1	52
15	260 to 499 acres	1	46	31		140	99	58	58	37	4	53
16	500 to 999 acres		19	126		203	94	65	107	4	5	12
17	1,000 to 4,999 acres		3	152		239	42	35	99		5	2
18	5,000 to 9,999 acres			3		6	1		3			
	Crop-specialty farms											
19	3 to 9 acres	8				4	1			14		4
20	10 to 19 acres	5	6			13	4	1	1	18		6
21	20 to 49 acres	35	20			38	5	5	1	38		13
22	50 to 99 acres	28	18			40	9	3		26	1	14
23	100 to 174 acres	14	16			39	5	8	2	15	5	15
24	175 to 259 acres	3	10			22	4	4	2	3	1	7
25	260 to 499 acres	2	9			26	8	8	3	1	4	7
26	500 to 999 acres		2			8	3	2	1		5	1
27	1,000 acres and over	2	2			5	5				4	
	Fruit farms											
28	Under 10 acres	36	21			129	26		16	48		40
29	10 to 19 acres	104	55		1	153	37		20	92		93
30	20 to 49 acres	82	119		2	108	33		49	135		216
31	50 to 99 acres	12	115			19	27		32	84		135
32	100 to 174 acres	2	70			4	7		27	62		53
33	175 to 259 acres	5	20			3	4		7	10		20
34	260 to 499 acres		23			1	6		7	9		21
35	500 to 999 acres		2			1				2		6
36	1,000 acres and over		1				1		1			
	Truck farms											
37	Under 3 acres	5							1			
38	3 to 9 acres	36		1		5			13	21		3
39	10 to 19 acres	49	4			14			7	26		6
40	20 to 49 acres	84	2	2		8			14	23		5
41	50 to 99 acres	18	1						11	11		2
42	100 to 174 acres	10							6	4		5
43	175 acres and over	5							4			1
	Dairy farms											
44	Under 10 acres	43	14		16	19	6	12	9	34		18
45	10 to 19 acres	26	16	1	35	19	11	7	2	67		33
46	20 to 49 acres	51	30		132	85	25	17	12	246		96
47	50 to 99 acres	47	61		183	62	27	19	3	283	2	115
48	100 to 174 acres	35	83	3	153	35	21	18	7	154	2	94
49	175 to 259 acres	18	43	1	56	12	24	11	6	45	2	30
50	260 to 499 acres	20	36	1	43	17	23	17	13	19	2	30
51	500 acres and over	12	18		3	14	30	16	14	2	3	5
	Animal-specialty farms											
52	Under 20 acres	1	2			2	3	2		3		1
53	20 to 49 acres	1	7			8	4	5		10		5
54	50 to 99 acres		6			5	2	19	3	5		5
55	100 to 174 acres	1	14	1		10	14	32	12	9		10
56	175 to 259 acres	1	7			9	5	14	2	5		4
57	260 to 499 acres	1	12	1		7	17	44	14	1		4
58	500 to 999 acres	1	8	2		3	3	32	12	1		2
59	1,000 acres and over		2			5	3	9	2			5
	Stock ranches											
60	Under 3 acres					1						
61	3 to 99 acres						1	1				
62	100 to 174 acres			1		2		3				
63	175 to 259 acres			1			3	1			1	1
64	260 to 499 acres		3	1		9	4	19	4		6	1
65	500 to 999 acres			3		19	16	41	9		13	4
66	1,000 to 4 999 acres			9		43	27	63	38		63	1
67	5,000 to 9,999 acres			3		16	2	5	8		17	
68	10,000 acres and over					17	1	3	15		15	
	Poultry farms											
69	Under 3 acres	42	3		3	2	7		2	18		7
70	3 to 9 acres	57	16		2	14	5		7	109	1	33
71	10 to 19 acres	28	13		1	10	4		3	74		25
72	20 to 49 acres	16	21		6	35	4		2	70		37
73	50 to 99 acres	4	16		2	6	4			30		13
74	100 to 174 acres	1	9		2	6	4		2	5	2	6
75	175 to 259 acres		5						1	3	1	1
76	260 to 499 acres		3			2	2		2	2	2	5
77	500 acres and over		1						1	1	1	1
	Self-sufficing farms											
78	Under 3 acres	3	1				2			4		
79	3 to 9 acres	25	28		4	9	15	1	6	78		35
80	10 to 19 acres	13	25	1	2	7	9	1	3	58		36
81	20 to 49 acres	18	20	2	8	18	9	5	6	78	2	31
82	50 to 99 acres	8	10		3	4	5	2	3	16	1	17
83	100 to 174 acres	3	8	1	6	8	5	15	15	14	3	3
84	175 to 259 acres		1		2	1	1	3	5	2		
85	260 to 499 acres		1	1	1	2	4			3	6	
86	500 acres and over		1				2				7	
	Abnormal farms											
87	Under 3 acres	52	6		3	11	17	10	7	13		9
88	3 to 9 acres	124	66		14	43	44	17	9	238	1	146
89	10 to 19 acres	52	71		17	31	21	9	8	158		73
90	20 to 49 acres	53	53		25	10	16	9	8	120	4	76
91	50 to 99 acres	15	29		19	14	10	11	6	28		28
92	100 to 174 acres	4	16		15	9	14	17	12	23	4	20
93	175 to 259 acres	5	9		5	3	7	5	2	2	4	4
94	260 to 499 acres		6		3	3	7	2	10	4	6	7
95	500 to 999 acres	1	4		1	1	3	3	5	2	5	3
96	1,000 acres and over					2	1	1	2		5	3

COUNTY TABLE VI.—TYPE OF FARM, BY SPECIFIED VALUE OF FARM PRODUCTS SOLD, TRADED, OR USED BY OPERATOR'S FAMILY, 1929

[See NOTE, bottom of p. 8]

	TYPE, BY VALUE OF PRODUCTS (See definitions in Introduction)	THE STATE	Baker	Benton	Clackamas	Clatsop	Columbia	Coos	Crook	Curry	Deschutes	Douglas
		Number	Number	Number	Number	Number	Number	Number	Number	Number	Number	Number
	General farms											
1	Under $250	186		1	43	2	1	1		1	4	8
2	$250–$399	427	4	9	70	5	13	2	1	3	5	20
3	$400–$599	877	8	22	121	12	22	13	1	9	4	56
4	$600–$999	2,118	27	61	283	20	90	33	9	20	16	111
5	$1,000–$1,499	2,076	29	64	295	9	63	32	7	13	25	120
6	$1,500–$2,499	2,198	51	83	306	5	38	26	13	8	34	132
7	$2,500–$3,999	1,217	43	52	114	3	14	9	12	2	18	66
8	$4,000–$5,999	496	31	14	26	2	12	2	9	3	12	24
9	$6,000 and over	167	11	7	6	1	4	1	4		2	4
	Cash-grain farms											
10	Under $250	86	2						3			
11	$250–$399	96	2	2	14				1		1	2
12	$400–$599	175	7	4	19		3		1		2	2
13	$600–$999	330	19	9	32		2		3		2	3
14	$1,000–$1,499	456	11	8	50		4		5			3
15	$1,500–$2,499	858	28	21	54		3		4		1	5
16	$2,500–$3,999	946	24	20	21		3		6		3	2
17	$4,000–$5,999	785	21	10	12		1		4		1	2
18	$6,000–$9,999	644	15	5	2		3		1			1
19	$10,000–$19,999	408	7	2			2					
20	$20,000 and over	126										
	Crop-specialty farms											
21	Under $250	155	5		20	1	5	2	1		5	
22	$250–$399	152	4	1	6		4	1	6		7	5
23	$400–$599	233	12	4	20	2	6	3	5		18	2
24	$600–$999	383	18	6	26		8	2	7		21	11
25	$1,000–$1,499	373	25	6	29		7	3	6		23	6
26	$1,500–$2,499	511	30	4	40	3	5	3	9		33	5
27	$2,500–$3,999	460	33	5	26		3	6	17		24	1
28	$4,000–$5,999	301	24	5	16		3	6	9		10	
29	$6,000–$9,999	229	8	1	5		4	1	9		9	
30	$10,000 and over	151	4	6	3		1		2		2	
	Fruit farms											
31	Under $250	239		6	32	3		1				12
32	$250–$599	718	1	16	57		10	4				39
33	$600–$999	919	2	11	79	3	12	3			1	49
34	$1,000–$1,499	969	5	15	81	2	14	2			2	76
35	$1,500–$2,499	1,348	1	21	70	2	8	8				120
36	$2,500–$3,999	983	8	12	48	1	7	5				107
37	$4,000–$5,999	562		7	10		1					81
38	$6,000–$9,999	388	1	3	12			1				56
39	$10,000 and over	279	1	5	3	2						33
	Truck farms											
40	Under $250	23		1	4		1					
41	$250–$599	108	1		23	1	4	2				2
42	$600–$999	148	1	3	15	2		2				5
43	$1,000–$1,499	142	3	5	20	2	1					7
44	$1,500–$2,499	188	2	2	26	2	3	1				5
45	$2,500–$3,999	161	1	2	12	1						12
46	$4,000–$5,999	83		1	10							2
47	$6,000–$9,999	59			4		1					1
48	$10,000 and over	31			2		1					1
	Dairy farms											
49	Under $400	158	4	3	19	5	6	1	1	1	3	2
50	$400–$599	368	10	12	46	7	27	4	3		4	9
51	$600–$999	1,173	33	36	99	45	80	39	7	7	20	20
52	$1,000–$1,499	1,449	59	40	114	58	68	82	14	14	25	28
53	$1,500–$2,499	2,035	108	74	116	68	94	134	21	38	56	84
54	$2,500–$3,999	1,575	76	36	75	44	45	139	22	16	60	35
55	$4,000–$5,999	783	33	31	34	25	12	71	10	13	27	26
56	$6,000–$9,999	390	18	9	17	11	17	43	5	9	10	8
57	$10,000 and over	169	8	2	15	4	9	6	1	6	3	1
	Animal-specialty farms											
58	Under $250	18			1				1			4
59	$250–$599	153	1	4	20	1	5	2	1	2	4	13
60	$600–$999	251	5	8	34	1	5	6	2	2	7	13
61	$1,000–$1,499	269	6	14	25	1	5	7	3	4	5	17
62	$1,500–$2,499	416	14	24	44	3	1	6	4	2	8	16
63	$2,500–$3,999	325	22	20	19		2	11	2	2	1	10
64	$4,000–$5,999	301	13	6	8	1	4	3	6	1	2	11
65	$6,000–$9,999	133	16	5		2	1	2	7		8	1
66	$10,000 and over	86	8	6			1	1	5		2	2
	Stock ranches											
67	Under $250	34	9		1							
68	$250–$599	127	4		1			3	12	1	1	6
69	$600–$999	165	6	3				4	14	4		13
70	$1,000–$1,499	334	17	3				3	16	10	3	26
71	$1,500–$2,499	397	21	5				10	24	4	6	44
72	$2,500–$3,999	405	25	2				3	16	10	9	46
73	$4,000–$5,999	314	23	3	1			4	20	1	2	22
74	$6,000–$9,999	373	21	1	1			3	26	3	5	12
75	$10,000–$19,999	334	33					2	12	1		4
76	$20,000 and over	264	21					2	13	1	1	1
	Poultry farms											
77	Under $250	42			7							2
78	$250–$599	333	4	3	63	3	6	2		1	4	27
79	$600–$999	568	7	8	89	17	26	4	2		3	51
80	$1,000–$1,499	680	3	13	89	24	16	13	2	3	5	33
81	$1,500–$2,499	727	5	11	113	20	19	12	1		11	57
82	$2,500–$3,999	496	3	10	61	30	13	9	3	1	4	26
83	$4,000–$5,999	233		5	27	11	6	5	2		4	16
84	$6,000 and over	112	2	4	9	5	1	4			1	6
	Self-sufficing farms											
85	Under $250	1,221	28	33	124	9	64	34	6	11	7	66
86	$250–$399	921	14	27	105	28	63	35		13	6	51
87	$400–$599	717	16	20	84	9	29	39	1	8	1	42
88	$600–$999	537	4	18	59	6	15	55		7	4	35
89	$1,000–$1,499	61		3	3	1		9		1		2
	Abnormal farms											
90	Under $250	2,332	45	81	263	37	154	52	7	16	58	88
91	$250–$599	3,738	47	108	337	81	253	134	10	34	58	154
92	$600–$999	1,154	17	26	81	25	96	35	5	17	18	59
93	$1,000–$2,499	321	6	10	22	5	9	11		2	6	29
94	$2,500–$3,999	115	2	6	6	1	1	5		1	1	6
95	$4,000–$9,999	105		5	6	2		4		2	1	4
96	$10,000 and over	63	3	5	1	1		1			3	1

COUNTY TABLE VI.—TYPE OF FARM, BY SPECIFIED VALUE OF FARM PRODUCTS

[See NOTE.

	TYPE, BY VALUE OF PRODUCTS (See definitions in Introduction)	Gilliam	Grant	Harney	Hood River	Jackson	Jefferson	Josephine	Klamath	Lake	Lane	Lincoln
	General farms	*Number*	*Number*	*Number*	*Number*	*Number*	*Number*	*Number*	*Number*	*Number*	*Number*	*Number*
1	Under $250			1	2	6	1	7	6		16	1
2	$250-$399	1	1	1	5	16	2	18	6	3	37	6
3	$400-$599	2	4	2	10	36	3	31	9	2	101	18
4	$600-$999	2	19	17	17	93	6	63	15	7	233	45
5	$1,000-$1,499	5	19	9	6	74	4	56	25	4	197	33
6	$1,500-$2,499	6	21	14	7	54	2	49	24	21	157	26
7	$2,500-$3,999	2	6	7	3	22	3	19	17	11	72	10
8	$4,000-$5,999		4	6	3	14		3	11	8	16	2
9	$6,000 and over		1	4	3	2		1	4	1	7	
	Cash-grain farms											
10	Under $250						7	1	3		5	
11	$250-$399		1			4	4		1	1	5	
12	$400-$599		4	3		2	12	1	3	3	11	
13	$600-$999	2		2		15	18	4	15	2	16	
14	$1,000-$1,499	9		4		9	20	1	11	2	25	
15	$1,500-$2,499	19	1	11		26	33	3	14	4	40	
16	$2,500-$3,999	37	2	3		12	39		16	6	32	
17	$4,000-$5,999	52	2	7		5	29		4		8	
18	$6,000-$9,999	61				4	10	1	5		6	
19	$10,000-$19,999	34					5		6	1	2	
20	$20,000 and over	10		1		1	1		2			
	Crop-specialty farms											
21	Under $250		3	5		13			11		10	4
22	$250-$399		3	5	2	9	1	2	8	2	12	2
23	$400-$599	1	13	9	3	16		5	14	6	13	1
24	$600-$999		12	11	6	31		10	16	5	14	5
25	$1,000-$1,499	2	16	13	3	15	3	5	21	10	16	3
26	$1,500-$2,499	2	12	20	3	16	2	5	35	6	31	1
27	$2,500-$3,999	2	8	15	2	12	1		46	10	21	1
28	$4,000-$5,999		4	5	3	2	1	2	44	4	6	
29	$6,000-$9,999	1	3	5		1		1	48	1	8	
30	$10,000 and over		1	2		3		3	35		5	
	Fruit farms											
31	Under $250				13	5		6			17	1
32	$250-$599				45	40		15			36	2
33	$600-$999				80	38		18			63	1
34	$1,000-$1,499				81	43		13			45	
35	$1,500-$2,499				109	63		10			52	
36	$2,500-$3,999				115	67		9			30	2
37	$4,000-$5,999				55	58		7			17	
38	$6,000-$9,999				61	54		3			7	
39	$10,000 and over				38	86		2			7	
	Truck farms											
40	Under $250					1					1	
41	$250-$599				1	4		1			10	1
42	$600-$999					10		2	2		15	3
43	$1,000-$1,499				1	11			1		17	1
44	$1,500-$2,499					7		1	1		13	
45	$2,500-$3,999				1	6		2	1		17	
46	$4,000-$5,999				2						6	
47	$6,000-$9,999										6	1
48	$10,000 and over					2			1		2	
	Dairy farms											
49	Under $400	1	2			5	2	3	1	1	11	8
50	$400-$599		4		3	13		8	2	2	31	8
51	$600-$999	2		2	5	43	1	20	15	5	65	42
52	$1,000-$1,499		8	9	9	58	3	25	15	8	74	52
53	$1,500-$2,499	3	16	5	17	87	3	13	26	17	101	64
54	$2,500-$3,999	5	10	8	4	39	2	19	36	16	84	27
55	$4,000-$5,999	2	6	5	4	21		8	16	6	33	11
56	$6,000-$9,999	1	3		2	9		1	10	2	16	1
57	$10,000 and over		1	1	1	1			5	2	7	
	Animal-specialty farms											
58	Under $250					2						
59	$250-$599		5	5		13		2	7	4	10	5
60	$600-$999		1	5		21		8	10	7	31	5
61	$1,000-$1,499		5	6	2	24		5	11	6	29	4
62	$1,500-$2,499		6	9		33		5	12	12	31	3
63	$2,500-$3,999		10	3	1	17		5	17	6	22	4
64	$4,000-$5,999		1	6	1	11		3	8	5	12	1
65	$6,000-$9,999		3	1		6		4	10	3	3	
66	$10,000 and over		3			2			4	2	2	1
	Stock ranches											
67	Under $250		1			2	3					
68	$250-$599		14	19		3	9		7	6	4	2
69	$600-$999	1	15	20		6	2	1	15	6	4	4
70	$1,000-$1,499	5	24	17		7	6	2	7	10	7	1
71	$1,500-$2,499	3	43	37		15	3	1	24	14	16	1
72	$2,500-$3,999	8	40	41		10	8	1	33	21	9	2
73	$4,000-$5,999	8	34	28		9	6	1	20	20	5	2
74	$6,000-$9,999	11	46	36		6	6		29	43	1	
75	$10,000-$19,999	16	24	35		7	7		27	26	6	
76	$20,000 and over	7	17	23		2	6		31	19		
	Poultry farms											
77	Under $250					2						
78	$250-$599	1			6	11		14	6	1	42	3
79	$600-$999	1			4	25		12	12	1	79	7
80	$1,000-$1,499	1			5	20		20	7	1	78	1
81	$1,500-$2,499	1			11	14		15	10	1	106	3
82	$2,500-$3,999				10	16		10	8	2	69	3
83	$4,000-$5,999				3	11		3			27	
84	$6,000 and over				2	3		2	2		10	1
	Self-sufficing farms											
85	Under $250	1	12	8	7	42	20	68	44	3	126	21
86	$250-$399		8	9	3	42	4	40	15	2	100	33
87	$400-$599	3	11	4	2	23	3	36	10	2	77	29
88	$600-$999		11	2		15	1	16	3	2	44	34
89	$1,000-$1,499		1	1				7			2	7
	Abnormal farms:											
90	Under $250	1	14	6	46	106	4	58	28	7	272	18
91	$250-$599	3	26	17	71	202	5	98	54	18	407	46
92	$600-$999		8	13	18	57	4	32	17	7	143	14
93	$1,000-$2,499		5	1	3	17		15	7	4	56	5
94	$2,500-$3,999		1	2		5	2	4	1	1	17	11
95	$4,000-$9,999	2	2	3		2	1	2		1	14	4
96	$10,000 and over		1	2		1			4	1	4	3

SOLD, TRADED, OR USED BY OPERATOR'S FAMILY, 1929—Continued

bottom of p. 8]

Linn	Malheur	Marion	Morrow	Multnomah	Polk	Sherman	Tillamook	Umatilla	Union	Wallowa	Wasco	Washington	Wheeler	Yamhill	
Number	Number	Number	Number	Number	Number	Number	Number	Number	Number	Number	Number	Number	Number	Number	
21	4	20									6	14		14	1
83	1	37	6	25	23	1		5	6	8	9	25	1	19	2
69	8	89	3	19	33		1	20	11	7	12	68	3	49	3
182	20	191	12	44	66	1	4	34	37	39	30	138	11	112	4
205	34	193	11	43	66	1	4	52	44	23	35	159	22	95	5
281	56	253	12	21	63	3		39	48	36	23	155	16	120	6
180	88	140	9	15	47	2	1	27	29	19	15	88	6	76	7
71	19	61	3	6	17	1		5	20	21	4	32	5	40	8
31	3	9	1	1	12			7	7	9	2	10		13	9
3		13	3	1	1	2		9		2	20	4		7	10
1	4	11		1	2				3	1	13	12		10	11
6	3	21	6	2	5	2		9	5	7	14	9	2	10	12
19	9	39	8	4	11	3		17	14	26	20	43	3	20	13
24	9	50	20	3	12	3		21	31	18	24	47		32	14
45	13	99	25	1	37	34		53	60	40	46	73	2	64	15
43	25	93	53		39	52		75	90	46	66	71	4	64	16
40	10	37	50	1	21	55		107	74	39	74	32	1	36	17
17	2	16	75		22	74		144	48	22	56	22	3	29	18
4		4	41		7	50		171	36	9	14	5		8	19
1			4			10		85	4	1	4			2	20
6	9	19						6	2			18	2	8	21
4	2	7	5	6	8			12	4	6		12	2	4	22
6	8	13	3	8	3			18	1	3	2	11	2	3	23
8	23	22	3	24	8			28	12	9	4	22	2	9	24
10	29	21	8	13	6			26	4	4	1	16	6	8	25
12	58	55	5	26	8			37	9	3	1	17	5	10	26
14	76	56	7	7	8			32	3	2	2	8	1	11	27
11	41	48	4	5	10			17	5	4		7		5	28
10	46	31	2	3	8			11	2	1		5		5	29
3	11	27		5	24			8	2					4	30
9		38		1	6			6	2		20	36		28	31
22	2	118		63	36			47	10		16	78		61	32
37	3	171		49	52		1	73	9		20	58		87	33
39	3	146		62	61			81	34		17	47		100	34
71	12	207		68	96		2	87	34		22	79		111	35
38	6	135		33	76			62	18		32	73		103	36
21	7	69		8	57			37	16		16	38		57	37
14	11	32		4	34			18	9		10	25		33	38
6	13	16		3	17			7	9		6	8		22	39
	1	5						1			3	5			40
1	1	14	1	21	8	1					1	12		3	41
3	2	16		32	2			5			4	19		5	42
4	2	13	3	15	1			5			8	13		1	43
2	3	27	1	45	1	1		5			11	19		7	44
4	1	30	2	39				7			11	11		1	45
1	1	12		30				2			9	5		1	46
2		19		13		1		1			9			1	47
		8		9				1				1		3	48
3	2	12	1	3	13		5	2	6		3	18		12	49
31	7	26	4	10	12		12	11	9	6	5	32		20	50
63	14	82	6	25	54	1	56	37	30	18	7	127	3	67	51
76	28	69	8	26	53	1	58	53	23	26	14	159	2	95	52
99	37	96	10	54	71	1	145	79	42	20	12	220	2	110	53
60	28	77	3	47	45	1	155	47	30	24	12	160	3	82	54
20	5	29	4	31	33	2	107	22	12	12	5	91	1	25	55
7	7	9		21	14		72	11	11	10	5	28		8	56
3	1	11	1	36	6		11	1	4	1	3	15		2	57
7		1										1		1	58
5	1	15			5			1	2	1	11	2		3	59
17	7	20		2	8	1		3	5	11	6	3		7	60
19	8	19			8			3	5	17	4	2		5	61
38	22	31			18			7	7	39	10	8		2	62
33	19	94		1	10	1		9	15	40	5	11		7	63
22	8	10		2	2	1		11	8	24	4	1		5	64
13	5	3		1	4	1		9	3	18	2	2			65
2	9	3			3			6	6	7	3	4		5	66
	7							7		4					67
5	3	9	1					3	1	5	5		2	1	68
9	6	4	3			3		3	2	11	6		1		69
13	16	3	1			2		7	3	11	7		7	1	70
13	21	8	11			3		16	9	24	9		10	2	71
9	23	3	14		2	2		15	9	22	7		16		72
9	16		9			2		13	14	13	6		22	1	73
4	33	3	16		1	3		5	6	18	12		23	1	74
1	45	1	15			1		15	8	13	11		33	1	75
2	26		27			3		23	3	15	11		11		76
	2	10			3							10	1	5	77
23	4	28	3	17	6			4	6		4	31		12	78
34	4	38	1	35	16		3	11	7		3	49	2	23	79
41	10	48	4	22	21		4	11	6		3	52	2	15	80
54	30	66	4	37	16		4	21	4		5	56	1	30	81
33	10	29	3	21	15		3	18	4		3	60	1	20	82
19	6	10	1	9	6		2	6	1		1	25		16	83
10	2	4		7	4			4	3		1	19		7	84
55	11	110	8	33	64		6	31	20	8	14	85	6	46	85
45	8	86	1	31	19	2	11	9	10	10	10	61	4	38	86
51	10	58	5	10	7		5	7	12	6	9	60	6	24	87
62	5	43	1	6	4	3	3	2	9	3	4	33	3	14	88
7		3			1		1		1		1	10			89
79	23	274	6	64	90		15	33	33	20	30	198	2	114	90
155	39	349	20	171	119		54	58	66	40	36	265	12	191	91
49	16	88	5	42	31		23	30	33	19	6	81	12	40	92
30	1	20	1	13	12		4	4	4	4	5	15	2	12	93
4	2	11	2	1	3		3	2	1	1	1	6	1	2	94
6	1	10	2	6	3		3	3	1		1	7		5	95
2	1	9		9	2			1	3			1		5	96

COUNTY TABLE VII.—TYPE OF FARM,

[See NOTE,

	TYPE, BY TENURE OF OPERATOR (See definitions in Introduction)	THE STATE	Baker	Benton	Clackamas	Clatsop	Columbia	Coos	Crook	Curry	Deschutes	Douglas
	General farms.	*Number*	*Number*	*Number*	*Number*	*Number*	*Number*	*Number*	*Number*	*Number*	*Number*	*Number*
1	Full owners	6,577	134	200	898	46	210	93	31	48	80	412
2	Part owners	1,680	32	56	234	2	33	4	8	2	18	61
3	Managers	65	3	5	9	1		2		1	2	2
	Tenants—											
4	Cash	779	23	29	76	8	12	15	7	3	6	45
5	Other	661	20	23	46	2	2	5	10		14	21
	Cash-grain farms:											
6	Full owners	1,900	59	36	107		13		15		6	14
7	Part owners	1,422	16	21	47		2		3		2	1
8	Managers	68	3		1		2					
	Tenants—											
9	Cash	297	13	12	26		3		4		1	3
10	Other	1,273	45	9	23		1		6		1	2
	Crop-specialty farms:											
11	Full owners	1,726	84	16	124	4	32	19	43		102	25
12	Part owners	392	21	11	28		4	1	6		16	4
13	Managers	108	8	3	5			2	1		1	
	Tenants—											
14	Cash	279	21	2	17		9	1	10		12	1
15	Other	443	29	6	17	2	1	4	11		21	
	Fruit farms:											
16	Full owners	4,660	12	62	301	10	48	16			3	414
17	Part owners	762		18	47		2	1				82
18	Managers	202		3	3	2	1					12
	Tenants—											
19	Cash	233	2	4	27		1	1				19
20	Other	447		9	14	1		1				46
	Truck farms.											
21	Full owners	452	7	6	61	4	6	5				17
22	Part owners	153		3	18		2					12
23	Managers	13					1					
	Tenants—											
24	Cash	258	1	2	33	4	2					6
25	Other	64		3	4							1
	Dairy farms											
26	Full owners	5,194	196	123	350	180	266	355	42	67	135	119
27	Part owners	1,291	51	50	104	33	41	42	15	13	37	15
28	Managers	54	2	1	1	6	6	2	1	1		1
	Tenants—											
29	Cash	1,039	49	32	60	41	45	90	14	16	16	14
30	Other	572	43	26	20	7	3	32	12	2	20	9
	Animal-specialty farms											
31	Full owners	1,226	56	46	95	7	15	28	23	10	25	70
32	Part owners	314	12	21	25		2	4	3		3	11
33	Managers	43		2	1		2	2	1	1		1
	Tenants—											
34	Cash	168	9	11	14	2	5	3	3	1	1	10
35	Other	131	8	7	6			1	1	1	3	1
	Stock ranches:											
36	Full owners	1,387	105	9	2			24	59	24	10	109
37	Part owners	862	49	7	2			5	79	7	15	30
38	Managers	82	5					1	5	1	1	2
	Tenants—											
39	Cash	200	9					2	7	3		22
40	Other	116	11	1				2	3		1	12
	Poultry farms											
41	Full owners	2,479	16	37	388	97	74	44	8	4	26	170
42	Part owners	296	3	9	44	4	3	4			2	13
43	Managers	9			1	1	1					1
	Tenants—											
44	Cash	211	1	6	25	6	2	1	1		2	27
45	Other	95	4	1	9	2	1				2	6
	Self-sufficing farms											
46	Full owners	2,862	41	76	307	40	147	142	5	35	15	165
47	Part owners	180	3	13	19	2	5	6		1	1	15
	Tenants—											
48	Cash	255	10	8	32	4	7	11	2	3	2	9
49	Other	150	8	4	17	2	2	7		1		7
	Abnormal and unclassified farms											
50	Full owners	8,211	117	230	787	133	508	258	31	79	163	343
51	Part owners	495	7	10	59	4	22	7	2	4	11	24
52	Managers	198	3	9	24	4	8	6		2	1	7
	Tenants—											
53	Cash	1,487	21	43	143	28	93	35	10	7	30	54
54	Other	632	11	19	46	5	22	21	7	5	17	21

BY TENURE OF FARM OPERATOR, 1930

bottom of p 8]

Gilliam	Grant	Harney	Hood River	Jackson	Jefferson	Josephine	Klamath	Lake	Lane	Lincoln	Linn	Malheur	Marion	Morrow	
Number	*Number*	*Number*	*Number*	*Number*	*Number*	*Number*	*Number*	*Number*	*Number*	*Number*	*Number*	*Number*	*Number*	*Number*	
10	52	36	45	254	11	191	79	31	577	108	620	118	664	40	1
4	10	16	8	22	5	37	16	15	138	15	230	26	198	6	2
----	----	----	1	2	1	1	1	----	7	----	3	4	7	----	3
3	12	3	1	23	----	11	11	1	59	14	103	25	54	5	4
2	1	12	1	16	4	7	10	10	55	4	117	30	66	6	5
67	6	10	----	51	63	7	45	7	73	----	62	34	189	87	6
73	2	5	----	14	88	1	11	7	47	----	75	15	94	99	7
11	----	1	----	----	2	1	1	----	1	----	1	3	3	4	8
----	1	2	----	4	4	2	6	2	7	----	24	5	32	3	9
73	1	13	----	8	21	----	16	3	22	----	41	18	65	102	10
5	49	64	13	89	2	24	174	24	69	14	36	137	167	21	11
2	10	8	2	5	2	2	33	9	27	----	19	41	53	3	12
----	2	3	3	3	----	2	8	1	1	----	2	15	23	----	13
----	7	6	1	9	----	4	15	4	20	2	7	27	27	4	14
1	7	9	3	12	4	1	48	6	19	1	20	83	39	9	15
----	----	----	466	348	----	60	----	----	210	5	176	33	649	----	16
----	----	----	55	32	----	5	----	----	30	1	40	8	143	----	17
----	----	----	31	33	----	9	----	----	10	----	1	4	31	----	18
----	----	----	15	17	----	6	----	----	10	----	10	2	29	----	19
----	----	----	25	24	----	3	----	----	14	----	30	9	80	----	20
----	----	----	5	31	----	5	5	----	39	4	8	5	65	3	21
----	----	----	----	7	----	----	1	----	24	----	3	1	19	----	22
----	----	----	----	----	----	----	----	----	----	1	----	1	2	----	23
----	----	----	----	1	----	1	----	----	17	----	3	3	37	1	24
----	----	----	----	2	----	----	----	----	7	1	3	1	26	3	25
8	31	19	38	209	8	70	84	21	280	149	205	75	264	22	26
----	12	3	3	36	2	13	22	18	74	28	75	20	66	9	27
----	----	----	----	1	----	----	2	----	1	2	----	2	6	----	28
4	6	2	4	23	----	6	11	8	44	25	39	13	43	2	29
2	1	6	----	7	1	8	7	12	23	9	31	19	32	3	30
----	28	23	4	101	----	24	56	30	88	14	85	52	80	----	31
----	5	3	----	13	----	3	15	12	25	2	37	8	25	----	32
----	----	----	----	3	----	1	3	----	4	----	1	4	3	----	33
----	1	3	----	9	----	1	2	2	20	3	17	5	11	----	34
----	----	6	----	3	----	3	3	6	3	4	19	10	6	----	35
22	131	125	----	37	30	2	115	78	25	6	36	136	11	45	36
20	108	70	----	15	23	2	44	66	15	1	15	41	7	36	37
8	2	11	----	4	----	1	6	5	2	----	----	6	4	4	38
8	10	33	----	7	2	----	19	14	7	4	10	3	6	8	39
1	7	17	----	4	1	1	9	2	3	1	4	8	2	3	40
2	----	----	39	83	----	63	38	5	323	13	158	31	183	10	41
1	----	----	1	8	----	4	2	1	40	2	31	6	29	1	42
----	----	----	----	2	----	----	----	----	2	----	----	----	----	----	43
1	----	----	1	6	----	7	3	----	29	2	17	13	12	1	44
----	----	----	----	3	----	2	2	----	17	1	8	8	8	2	45
3	37	18	7	101	25	147	64	9	306	99	173	25	249	12	46
----	5	----	----	8	----	7	5	----	9	2	11	4	12	1	47
1	1	2	3	6	----	10	----	----	17	18	22	4	26	2	48
----	----	4	2	7	3	3	3	----	17	5	14	1	11	----	49
12	67	55	160	417	20	318	144	49	927	125	308	124	712	50	50
1	5	4	5	16	4	26	7	7	47	11	23	8	42	5	51
1	1	3	3	10	2	11	7	3	11	2	2	3	23	1	52
2	8	11	16	45	2	39	22	10	180	23	67	34	115	4	53
5	6	3	6	23	5	12	22	7	47	11	32	34	71	11	54

COUNTY TABLE VII.—TYPE OF FARM, BY TENURE OF FARM OPERATOR, 1930—Continued

[See NOTE, bottom of p 8]

	TYPE, BY TENURE OF OPERATOR (See definitions in Introduction)	Multnomah	Polk	Sherman	Tillamook	Umatilla	Union	Wallowa	Wasco	Washington	Wheeler	Yamhill
	General farms	*Number*	*Number*	*Number*	*Number*	*Number*	*Number*	*Number*	*Number*	*Number*	*Number*	*Number*
1	Full owners	103	208	7	8	118	128	89	81	461	45	336
2	Part owners	27	54	1	2	29	40	35	29	135	11	117
3	Managers		1			1		2	5	8		1
	Tenants—											
4	Cash	32	21			19	17	17	6	62	6	50
5	Other	7	33	1		22	17	19	15	28	2	33
	Cash-grain farms											
6	Full owners	7	58	58		174	148	78	160	134	5	127
7	Part owners	3	46	108		250	94	50	92	80	2	74
8	Managers		3	1		11		3	6	7		3
	Tenants—											
9	Cash	3	18			12	12	4	3	68	2	21
10	Other		42	148		244	111	76	90	29	6	57
	Crop-specialty farms											
11	Full owners	55	48			105	29	17	5	74	13	43
12	Part owners	13	14			23	5	3	2	12	5	8
13	Managers	2	12			7		1		3		
	Tenants—											
14	Cash	23	1			14	3	5	2	18	1	6
15	Other	4	8			46	7	5	1	8	1	10
	Fruit farms											
16	Full owners	213	295		2	327	113		127	321		449
17	Part owners	32	63			40	17		10	57		79
18	Managers	5	12			7	1		4	9		24
	Tenants—											
19	Cash	29	13			7	3		3	19		16
20	Other	12	52		1	37	7		15	26		31
	Truck farms											
21	Full owners	75	3	1		15			26	41		15
22	Part owners	24	2			4			10	17		6
23	Managers	4								4		
	Tenants—											
24	Cash	99	1	1		7			18	20		1
25	Other	5	1	1		1			2	3		
	Dairy farms											
26	Full owners	116	174	3	445	155	98	71	39	529	6	242
27	Part owners	55	52		52	49	25	17	10	168	1	52
28	Managers	4	4			1	1	1	3	3		2
	Tenants—											
29	Cash	65	34	2	62	40	27	14	8	120	3	57
30	Other	12	37	1	62	18	16	14	6	32	1	33
	Animal-specialty farms											
31	Full owners	3	31	1		33	36	92	29	18		23
32	Part owners		12	1		7	6	27	13	10		9
33	Managers	1	5			3	1	2	1			1
	Tenants—											
34	Cash	2	5	1		1	4	17		3		2
35	Other		5	1		5	4	19	2	3		1
	Stock ranches											
36	Full owners		1	6		49	30	68	29		60	3
37	Part owners		1	8		36	15	51	42		49	3
38	Managers		1			1	1	7	2		2	
	Tenants—											
39	Cash			1		13	4	3			4	1
40	Other			3		8	4	7	1			
	Poultry farms											
41	Full owners	124	69		14	56	23		16	254	6	105
42	Part owners	9	8			5	3		3	42		15
43	Managers	1										
	Tenants—											
44	Cash	11	7		2	9	1		1	13	1	2
45	Other	3	3			5	3			3		2
	Self-sufficing farms											
46	Full owners	58	75	5	19	33	43	20	34	213	16	98
47	Part owners	3	4		1	6	6	2	1	17	2	9
	Tenants—											
48	Cash	7	7		3	6	2	4	2	12	1	11
49	Other	2	9		3	4	1	1	1	7		4
	Abnormal and unclassified farms											
50	Full owners	338	228	5	109	140	119	85	95	608	24	343
51	Part owners	34	11		3	7	7	7	6	31	6	22
52	Managers	10	3		3	2	5		1	19		8
	Tenants—											
53	Cash	80	45	1	15	29	31	33	9	129	1	72
54	Other	13	32	3	5	24	8	6	10	36	2	24

County Table VIII.—SPECIFIED FARM EXPENDITURES, 1929, BY TYPE OF FARM

[See Note, bottom of p. 8]

	Item and type (See definitions in Introduction)	The State		Baker		Benton		Clackamas	
		Farms reporting	Expenditures	Farms reporting	Expenditures	Farms reporting	Expenditures	Farms reporting	Expenditures
	Feed.	*Number*	*Dollars*	*Number*	*Dollars*	*Number*	*Dollars*	*Number*	*Dollars*
1	All types	38,519	13,166,800	899	477,197	966	254,731	3,542	1,054,101
2	General	7,597	1,541,925	144	35,923	255	47,656	1,033	166,381
3	Cash-grain	2,551	619,213	64	13,761	36	4,011	92	8,342
4	Crop-specialty	1,567	300,885	82	11,013	21	3,863	120	75,045
5	Fruit	4,313	702,734	10	987	72	9,603	297	36,223
6	Truck	657	111,653	7	625	8	845	84	15,875
7	Dairy	7,238	3,452,612	274	105,789	196	72,146	498	275,752
8	Animal-specialty	1,848	484,308	63	38,866	68	16,552	98	22,038
9	Stock-ranch	2,028	2,447,809	127	243,783	14	5,788	2	2,185
10	Poultry	2,948	2,406,534	22	13,743	51	60,091	454	358,042
11	Self-sufficing	2,349	212,041	39	2,634	71	5,942	270	27,034
12	Abnormal and unclassified	5,928	887,086	67	10,073	174	28,234	594	67,184
	Fertilizer								
13	All types	8,163	689,810	29	817	184	13,810	1,018	63,475
14	General	1,772	53,309	4	93	64	1,977	349	8,045
15	Cash-grain	574	22,607	1	13	23	820	58	2,448
16	Crop-specialty	441	43,547	1	9	9	4,299	40	2,740
17	Fruit	1,606	233,106			9	2,620	126	9,264
18	Truck	557	157,312	3	52	3	118	72	25,161
19	Dairy	1,465	54,103	8	129	44	1,141	127	4,098
20	Animal-specialty	262	12,570	3	114	14	972	35	935
21	Stock-ranch	78	6,306	6	80	2	175	3	176
22	Poultry	404	10,781			4	56	69	1,771
23	Self-sufficing	208	3,407	1	2	2	25	33	440
24	Abnormal and unclassified	806	78,262	2	325	10	607	109	8,396
	Labor								
25	All types	31,583	18,256,718	997	559,275	673	286,000	2,673	716,411
26	General	5,691	1,082,214	156	52,815	179	32,593	767	99,448
27	Cash-grain	3,828	2,646,296	104	48,230	52	12,556	145	23,603
28	Crop-specialty	2,035	2,434,559	114	55,874	25	51,961	141	116,035
29	Fruit	5,164	4,151,373	12	13,387	81	63,538	315	115,887
30	Truck	706	590,339	7	1,316	12	2,316	77	39,611
31	Dairy	6,012	1,708,729	255	96,338	121	33,469	342	104,537
32	Animal-specialty	1,226	528,934	72	47,642	52	30,093	87	11,905
33	Stock ranch	1,984	3,509,027	138	224,134	14	5,425	3	1,600
34	Poultry	1,586	301,910	9	1,977	35	20,973	262	50,274
35	Self-sufficing	864	41,285	22	1,565	18	766	134	5,646
36	Abnormal and unclassified	2,488	1,262,052	38	16,907	84	22,310	400	147,865

	Item and type (See definitions in Introduction)	Clatsop		Columbia		Coos		Crook		Curry	
		Farms reporting	Expenditures	Farms reporting	Expenditures	Farms reporting	Expenditures	Farms reporting	Expenditures	Farms reporting	Expenditures
	Feed:	*Number*	*Dollars*	*Number*	*Dollars*	*Number*	*Dollars*	*Number*	*Dollars*	*Number*	*Dollars*
1	All types	603	354,350	1,275	293,250	932	263,638	288	167,894	281	51,754
2	General	55	13,744	230	46,059	96	18,434	34	10,970	49	4,552
3	Cash-grain			7	1,308			10	1,657		
4	Crop-specialty	4	1,281	29	6,402	17	2,097	19	3,487		
5	Fruit	4	146	36	3,667	9	439				
6	Truck	6	455	9	1,328	4	293				
7	Dairy	260	149,856	343	122,116	461	155,178	66	24,651	96	34,857
8	Animal-specialty	6	2,079	20	4,922	30	5,815	17	8,678	9	791
9	Stock-ranch					30	8,339	107	108,673	29	2,908
10	Poultry	106	157,604	80	57,762	48	49,409	9	4,634	4	2,131
11	Self-sufficing	40	5,396	110	9,016	92	8,049	5	975	25	1,722
12	Abnormal and unclassified	120	23,798	411	40,670	145	20,725	21	4,169	69	4,793
	Fertilizer										
13	All types	142	4,977	103	2,314	130	4,845	57	3,908	7	198
14	General	13	387	25	463	14	270	16	1,095		
15	Cash-grain			2	100			3	87		
16	Crop-specialty	2	182	7	407	4	54	13	1,363		
17	Fruit	2	55	9	167	5	240				
18	Truck	3	165	3	746	4	361				
19	Dairy	72	2,304	18	739	63	2,748	13	539	3	89
20	Animal-specialty			1	49	5	169	7	334		
21	Stock-ranch					3	57	1	246		
22	Poultry	15	214	7	117	8	193	3	83	1	22
23	Self-sufficing	5	42	4	50	7	139				
24	Abnormal and unclassified	30	628	27	457	17	414	1	172	3	87
	Labor:										
25	All types	364	108,991	901	173,078	490	198,334	296	205,435	138	68,836
26	General	29	4,553	147	27,555	46	9,126	36	10,356	22	3,760
27	Cash-grain			17	15,564			14	5,190		
28	Crop-specialty	4	465	30	11,036	16	10,316	43	26,008		
29	Fruit	10	14,971	36	8,427	11	4,212				
30	Truck	2	1,300	7	6,759	3	528				
31	Dairy	167	67,378	234	74,216	306	115,811	47	18,859	64	40,722
32	Animal-specialty	4	1,870	13	3,161	25	12,565	25	14,361	4	482
33	Stock-ranch					21	36,233	115	127,014	23	17,073
34	Poultry	60	7,635	30	4,500	22	4,787	4	1,187	1	100
35	Self-sufficing	17	557	49	1,740	13	632	2	106	3	190
36	Abnormal and unclassified	71	10,433	229	19,120	46	13,925	10	2,354	21	6,300

COUNTY TABLE VIII.—SPECIFIED FARM EXPENDITURES,

[See NOTE,

	ITEM AND TYPE (See definitions in Introduction)	DESCHUTES		DOUGLAS		GILLIAM		GRANT		HARNEY		HOOD RIVER	
		Farms reporting	Expenditures	Farms reporting	Expenditures	Farms reporting	Expenditures	Farms reporting	Expenditures	Farms reporting	Expenditures	Farms reporting	Expenditures
	Feed	*Number*	*Dollars*	*Number*	*Dollars*	*Number*	*Dollars*	*Number*	*Dollars*	*Number*	*Dollars*	*Number*	*Dollars*
1	All types	577	203,727	1,763	487,530	202	118,195	419	223,517	392	237,003	634	145,980
2	General	104	24,194	432	75,785	19	3,627	50	6,242	40	11,822	44	9,389
3	Cash-grain	4	517	9	1,853	97	26,314	3	360	16	3,458		
4	Crop-specialty	81	11,845	12	1,023	5	1,640	34	4,487	50	9,477	10	1,086
5	Fruit	1	95	392	74,818							407	73,969
6	Truck			20	2,227							3	355
7	Dairy	184	91,382	137	42,989	14	6,865	37	8,747	22	7,464	40	20,165
8	Animal-specialty	24	9,158	75	17,591			19	6,683	24	7,327	4	2,059
9	Stock-ranch	25	21,380	133	47,074	48	74,807	203	185,488	191	158,862		
10	Poultry	27	23,367	201	166,021	4	2,395					38	20,923
11	Self-sufficing	12	1,674	141	10,686	3	164	32	2,223	15	1,439	8	516
12	Abnormal and unclassified	115	20,135	231	27,463	12	2,383	41	9,287	34	7,154	80	8,518
	Fertilizer												
13	All types	345	15,651	157	8,509	4	1,353					496	94,968
14	General	60	2,092	30	960							20	1,896
15	Cash grain	3	204	1	6	1	500						
16	Crop-specialty	79	4,091	2	65	1	18					10	1,184
17	Fruit	2	11	75	4,836							393	87,462
18	Truck			10	732							2	425
19	Dairy	131	6,196	6	632							12	373
20	Animal-specialty	16	778	2	16							2	67
21	Stock-ranch	5	311	11	696	1	800						
22	Poultry	13	510	5	114							13	277
23	Self-sufficing	4	101	5	34							1	2
24	Abnormal and unclassified	32	1,357	10	418	1	35					43	8,282
	Labor:												
25	All types	394	115,003	1,271	623,976	282	326,307	379	335,328	377	372,650	694	610,866
26	General	64	11,155	281	49,776	9	4,198	40	7,333	41	20,298	29	18,260
27	Cash-grain	6	2,841	15	2,939	201	225,791	6	1,310	25	8,595		
28	Crop-specialty	72	24,986	19	4,900	5	2,790	47	20,926	61	32,683	14	7,801
29	Fruit	2	80	469	435,117							502	536,100
30	Truck			27	9,397							3	4,040
31	Dairy	139	42,070	93	28,879	8	2,041	34	11,544	22	7,756	27	8,217
32	Animal-specialty	22	5,794	42	12,508			20	7,710	17	5,609	2	3,451
33	Stock ranch	21	14,129	108	45,432	47	88,198	200	277,236	191	266,758		
34	Poultry	17	2,618	90	11,530	3	304					23	4,885
35	Self-sufficing	1	36	32	2,274	1	15	11	312	4	103	3	67
36	Abnormal and unclassified	50	11,294	95	21,224	8	2,970	21	8,957	16	30,848	81	28,045

	ITEM AND TYPE (See definitions in Introduction)	MALHEUR		MARION		MORROW		MULTNOMAH		POLK		SHERMAN	
		Farms reporting	Expenditures	Farms reporting	Expenditures	Farms reporting	Expenditures	Farms reporting	Expenditures	Farms reporting	Expenditures	Farms reporting	Expenditures
	Feed	*Number*	*Dollars*	*Number*	*Dollars*	*Number*	*Dollars*	*Number*	*Dollars*	*Number*	*Dollars*	*Number*	*Dollars*
1	All types	802	584,401	3,199	805,082	407	235,544	1,218	752,691	1,310	382,361	238	54,875
2	General	139	25,902	746	214,806	50	11,074	134	30,307	255	83,333	6	841
3	Cash-grain	23	2,407	156	21,446	155	26,333	3	777	95	18,063	109	39,523
4	Crop-specialty	146	16,321	158	30,090	22	4,479	62	10,496	58	11,748		
5	Fruit	34	6,568	623	96,142			209	34,052	285	52,089		
6	Truck	7	758	104	13,051	4	425	148	40,327	5	245	1	100
7	Dairy	103	28,579	349	165,893	34	17,673	242	393,389	252	102,177	6	2,720
8	Animal-specialty	57	62,188	93	26,468			6	3,101	43	12,816	4	2,860
9	Stock ranch	136	405,425	22	681	85	161,704			3	2,150	15	8,179
10	Poultry	57	24,309	215	129,161	14	7,240	145	149,796	82	78,908		
11	Self-sufficing	21	1,455	216	21,719	13	1,024	45	5,665	62	3,937	4	310
12	Abnormal and unclassified	79	10,489	525	83,629	30	5,092	220	84,611	170	16,895	3	270
	Fertilizer												
13	All types	26	1,457	795	95,930	11	235	589	82,076	291	24,969	3	356
14	General	5	114	202	4,489	4	101	58	2,891	58	2,967		
15	Cash-grain	2	34	72	1,700			4	160	50	2,371		
16	Crop-specialty	7	657	58	3,967	1	35	27	1,695	14	10,612		
17	Fruit	5	441	126	6,221			156	15,894	58	2,373		
18	Truck	2	118	125	62,902	2	49	158	43,055	3	77	2	350
19	Dairy	1	15	66	2,032	1	18	48	2,611	68	3,236		
20	Animal-specialty	2	38	25	1,010					10	1,985		
21	Stock-ranch	1	5			1	36						
22	Poultry			30	667	2	46	13	612	15	871		
23	Self-sufficing			17	158			8	221	4	118	1	6
24	Abnormal and unclassified	1	35	74	7,784			117	14,946	11	359		
	Labor												
25	All types	830	791,761	3,049	1,776,826	453	569,368	1,116	913,067	1,147	1,042,810	309	252,316
26	General	139	36,168	655	123,772	37	5,676	113	20,052	184	50,110	7	2,386
27	Cash grain	49	20,496	260	88,780	251	197,246	9	3,146	139	78,049	283	226,148
28	Crop-specialty	240	162,985	243	688,724	29	12,322	71	53,222	72	549,283		
29	Fruit	51	135,882	793	456,235			245	124,177	347	268,179		
30	Truck	7	1,780	134	148,743	3	1,779	167	187,984	3	1,491	2	1,813
31	Dairy	75	26,493	268	83,130	16	8,522	189	230,126	194	61,982	1	4
32	Animal-specialty	60	37,160	75	35,096			4	2,120	42	14,168	3	1,745
33	Stock-ranch	133	353,179	12	3,984	87	337,842			2	1,260	12	20,169
34	Poultry	34	7,850	120	25,812	7	469	79	11,740	40	6,553		
35	Self-sufficing	8	251	97	4,689	4	122	18	1,273	26	1,144		
36	Abnormal and unclassified	34	7,507	402	117,832	19	5,391	221	279,247	98	10,591	1	50

1929, BY TYPE OF FARM—Continued

bottom of p 8]

JACKSON Farms reporting	JACKSON Expenditures	JEFFERSON Farms reporting	JEFFERSON Expenditures	JOSEPHINE Farms reporting	JOSEPHINE Expenditures	KLAMATH Farms reporting	KLAMATH Expenditures	LAKE Farms reporting	LAKE Expenditures	LANE Farms reporting	LANE Expenditures	LINCOLN Farms reporting	LINCOLN Expenditures	LINN Farms reporting	LINN Expenditures	
Number	Dollars	Number	Dollars	Number	Dollars	Number	Dollars	Number	Dollars	Number	Dollars	Number	Dollars	Number	Dollars	
1,489	397,697	170	56,703	800	153,741	767	422,319	349	295,915	2,794	775,949	594	102,044	2,195	511,838	1
241	33,952	13	620	196	32,295	85	14,295	38	7,546	625	123,468	124	17,699	784	155,012	2
45	4,701	64	6,910	3	690	23	9,966	10	2,384	56	6,316	-	-	107	19,304	3
52	3,444	3	515	22	2,616	169	29,546	20	2,515	79	10,493	8	716	47	8,838	4
285	56,773	-	-	54	9,024	-	-	-	-	159	22,173	4	261	174	24,272	5
27	3,016	-	-	4	605	5	1,038	-	-	59	8,548	3	985	11	945	6
240	72,456	9	2,290	78	23,777	109	66,851	50	14,746	381	173,639	184	49,031	303	89,278	7
103	19,107	-	-	21	4,714	55	16,966	32	9,525	97	19,710	17	1,597	107	33,062	8
48	31,180	42	44,216	5	265	142	206,297	144	175,727	40	12,068	12	1,320	51	17,095	9
96	69,402	-	-	73	44,852	41	28,065	6	3,125	391	292,672	16	12,530	202	119,668	10
82	6,148	19	530	119	10,472	41	4,129	3	815	227	19,666	85	8,561	146	14,597	11
264	27,448	20	1,622	225	24,431	97	45,166	46	9,332	680	86,496	71	9,344	263	29,767	12
578	86,799	4	598	391	13,170	51	3,180	59	3,688	461	16,013	69	1,575	432	10,951	13
82	2,956	1	1	83	2,532	3	95	11	710	117	2,602	18	500	180	3,316	14
13	426	-	-	1	7	2	190	2	120	33	1,238	-	-	53	1,560	15
29	978	-	-	18	1,199	30	1,839	9	651	20	784	2	134	14	328	16
232	78,309	-	-	27	2,114	-	-	-	-	49	1,877	-	-	47	1,729	17
19	1,566	-	-	8	79	2	30	-	-	28	1,862	2	102	2	65	18
99	3,450	-	-	44	1,309	5	315	12	658	91	2,398	20	515	52	1,239	19
35	1,705	-	-	4	363	1	50	6	615	18	692	2	56	35	820	20
18	1,158	2	569	-	-	5	467	11	888	-	-	-	-	2	39	21
12	319	-	-	24	647	-	-	-	-	51	747	3	30	33	979	22
12	155	-	-	33	737	1	3	-	-	10	180	11	173	6	37	23
32	777	1	22	84	4,183	2	191	1	46	44	3,633	4	65	8	139	24
1,196	1,134,808	192	191,768	505	156,481	734	639,304	327	344,992	1,749	559,718	255	40,682	1,510	426,027	25
168	30,018	9	1,184	128	19,843	69	25,483	44	9,392	400	72,467	67	8,656	570	86,086	26
51	43,020	118	49,051	7	1,550	50	80,012	11	2,352	91	29,335	-	-	132	44,583	27
63	35,808	4	700	17	31,358	203	144,207	31	10,180	83	97,558	5	903	52	57,481	28
387	827,522	-	-	68	45,192	-	-	-	-	185	107,798	3	105	193	134,246	29
23	12,753	-	-	2	822	6	6,015	-	-	59	54,555	2	650	12	2,709	30
171	49,326	7	815	55	10,063	85	55,053	39	12,669	245	54,481	101	20,494	186	31,612	31
82	33,043	-	-	18	6,491	60	38,724	35	11,315	76	23,002	9	4,112	95	22,528	32
43	57,824	40	137,061	3	1,424	159	245,626	140	292,479	34	14,835	5	405	41	11,272	33
46	16,098	-	-	38	9,463	20	4,508	3	38	188	23,484	7	1,583	98	25,792	34
32	1,404	2	32	42	2,684	18	677	1	50	71	3,166	25	1,383	40	1,395	35
130	27,992	12	2,925	127	28,031	64	28,999	23	6,517	317	79,037	31	2,391	91	8,323	36

TILLAMOOK Farms reporting	TILLAMOOK Expenditures	UMATILLA Farms reporting	UMATILLA Expenditures	UNION Farms reporting	UNION Expenditures	WALLOWA Farms reporting	WALLOWA Expenditures	WASCO Farms reporting	WASCO Expenditures	WASHINGTON Farms reporting	WASHINGTON Expenditures	WHEELER Farms reporting	WHEELER Expenditures	YAMHILL Farms reporting	YAMHILL Expenditures	
Number	Dollars	Number	Dollars	Number	Dollars	Number	Dollars	Number	Dollars	Number	Dollars	Number	Dollars	Number	Dollars	
791	423,587	1,658	683,051	891	251,343	550	228,603	678	286,456	2,915	987,370	201	122,265	1,995	478,559	1
7	1,094	153	32,467	155	24,467	104	18,261	101	25,710	580	124,111	38	6,157	438	83,733	2
-	-	484	248,299	190	39,757	74	15,861	162	29,034	188	33,281	6	735	165	31,275	3
-	-	106	19,603	21	1,479	9	2,194	8	699	52	6,607	9	765	32	4,975	4
1	20	327	40,592	95	18,958	-	-	111	23,826	309	54,741	-	-	415	68,297	5
-	-	21	2,115	-	-	-	-	50	8,544	52	6,549	-	-	15	2,399	6
590	394,923	232	104,507	128	43,504	95	39,001	61	60,453	789	363,722	7	1,840	368	124,226	7
-	-	40	20,480	35	20,752	106	60,468	23	4,658	27	14,206	-	-	31	12,050	8
-	-	87	123,977	36	60,727	82	50,252	59	111,674	-	-	99	106,344	6	4,191	9
15	14,616	71	64,965	28	12,617	-	-	19	13,049	303	302,890	7	1,515	121	112,041	10
19	1,270	26	1,806	38	2,520	18	1,618	30	2,598	177	17,743	15	1,982	80	6,506	11
89	11,664	111	24,240	95	31,562	60	8,948	54	6,181	438	63,520	20	2,927	254	28,866	12
79	3,307	65	12,919	192	6,878	3	34	149	13,899	935	55,896	-	-	409	24,283	13
2	40	2	51	37	738	-	-	22	732	197	8,391	-	-	95	2,785	14
-	-	3	602	61	1,861	-	-	12	307	92	3,860	-	-	84	3,384	15
-	-	4	189	8	352	1	9	-	-	20	338	-	-	11	377	16
-	-	41	4,265	25	1,630	-	-	44	4,358	92	6,060	-	-	83	3,180	17
-	-	6	279	-	-	-	-	43	6,450	55	12,369	-	-	5	199	18
60	2,681	3	123	20	907	1	10	10	296	304	10,002	-	-	73	2,320	19
-	-	-	-	12	396	-	-	7	190	11	428	-	-	9	778	20
-	-	1	20	7	448	1	15	-	-	-	-	-	-	1	120	21
2	14	1	6	1	15	-	-	2	279	61	1,615	-	-	16	580	22
2	19	1	40	3	23	-	-	3	21	23	582	-	-	7	99	23
13	553	3	6,644	18	506	-	-	7	187	80	11,651	-	-	18	5,461	24
395	129,389	1,767	1,632,916	912	488,994	595	358,632	638	584,051	2,318	728,673	187	232,325	1,581	572,596	25
3	181	125	27,267	138	28,237	101	28,333	77	16,760	443	74,917	32	5,188	326	58,764	26
-	-	646	897,157	304	163,273	160	62,763	257	173,158	224	72,866	13	4,164	188	62,519	27
-	-	147	89,903	33	11,248	30	8,209	6	1,385	69	51,404	13	1,854	42	59,964	28
3	1,035	380	190,923	123	89,593	-	-	134	96,687	357	196,113	-	-	467	255,947	29
-	-	20	11,372	-	-	-	-	48	47,962	64	34,580	-	-	16	10,685	30
348	122,355	177	43,682	109	36,974	77	26,069	35	21,441	549	119,653	10	1,469	233	39,529	31
-	-	43	31,084	46	24,260	115	52,641	26	9,673	27	8,046	-	-	24	16,574	32
-	-	87	247,056	46	86,706	94	179,453	58	208,264	-	-	102	215,216	5	1,715	33
4	400	41	7,941	17	3,370	-	-	7	2,024	185	29,846	3	363	84	14,808	34
3	54	18	1,053	14	484	6	135	9	343	87	5,623	3	216	31	869	35
34	5,327	83	65,358	82	45,849	22	1,954	31	6,334	230	135,625	11	5,755	165	21,296	36

CALIFORNIA

CALIFORNIA

Counties, Principal Cities, Rivers, and Mountains

COUNTY TABLE I.—FARMS AND FARM ACREAGE, 1930 AND 1929, BY TYPE OF FARM

[See NOTE, bottom of p 8]

	ITEM AND TYPE OF FARM (See definitions in Introduction)	THE STATE	Alameda	Alpine	Amador	Butte	Calaveras	Colusa	Contra Costa	Del Norte
	FARMS, BY TYPE, 1930	Number	Number	Number	Number	Number	Number	Number	Number	Number
1	All types	135,676	2,627	19	371	2,933	481	894	1,890	150
2	General	4,426	87		41	105	62	48	56	8
3	Cash-grain	4,311	45		6	343		231	63	
4	Cotton	2,971				2				
5	Crop-specialty	8,944	180			137		47	150	
6	Fruit	52,011	607		51	1,043	43	186	767	5
7	Truck	6,688	425			35		10	143	
8	Dairy	15,179	133	7	31	142	22	98	144	114
9	Animal-specialty	2,012	46		27	51	13	71	20	
10	Stock-ranch	5,121	80	8	90	138	227	65	100	5
11	Poultry	16,424	655		11	181	13	30	136	5
12	Self-sufficing	2,233	31		43	51	39	12	22	
13	Abnormal	9,405	167	4	47	266	53	33	184	5
14	Institution or country estate	149	4			2		1	4	
15	Part-time	8,525	154	4	39	253	50	26	174	4
16	Boarding and lodging	201	1			2		2	1	
17	Forest-product	279	1		5	6	3			1
18	Horse farm, feed lot, or livestock dealer	251	7			3		2	5	
19	Unclassified	6,951	171		24	109	9	63	76	8
	FARM LAND, BY TYPE									
	All land in farms, 1930:	Acres	Acres	Acres	Acres	Acres	Acres	Acres	Acres	Acres
20	All types	20,449,561	315,848	11,580	313,719	619,584	370,970	481,604	379,338	38,965
21	General	820,408	15,084		12,837	10,935	14,872	10,446	19,735	289
22	Cash-grain	3,035,808	14,842		1,369	149,970		175,889	35,382	
23	Cotton	495,960								
24	Crop-specialty	1,555,595	33,738			15,737		16,112	39,146	
25	Fruit	3,121,784	25,766		11,385	55,304	4,976	20,735	46,194	90
26	Truck	515,289	18,535			1,407		3,677	26,915	
27	Dairy	2,703,686	30,974	5,272	6,502	14,605	5,676	15,635	45,889	31,060
28	Animal-specialty	660,639	13,467		9,287	18,531	3,003	29,896	6,599	
29	Stock-ranch	14,955,646	142,924	5,744	244,707	296,903	325,177	151,544	143,552	4,005
30	Poultry	413,529	4,694		1,570	12,089	1,270	2,792	2,164	39
31	Self-sufficing	205,798	1,648		5,735	3,569	5,332	800	684	
32	Abnormal	791,828	2,600	514	8,994	11,122	9,199	2,034	4,587	119
33	Institution or country estate	374,404	221						1,090	
34	Part-time	338,397	1,610	514	5,934	9,695	8,656	2,034	2,885	119
35	Boarding and lodging	30,259								
36	Forest-product	84,565			3,060	1,072	543			
37	Horse farm, feed lot, or livestock dealer	64,203	769			355			612	
38	Unclassified	1,166,561	6,576		10,333	29,362	1,465	42,044	7,491	863
	Average acres per farm, 1930									
39	All types	294	120	607	846	338	771	539	201	248
40	General	185	173		337	104	240	218	229	99
41	Cash-grain	705	330		228	437		761	587	
42	Cotton	167								
43	Crop-specialty	174	215			115		343	261	
44	Fruit	60	42		223	53	116	111	60	18
45	Truck	77	44			40		368	188	
46	Dairy	178	233	753	210	103	258	160	319	272
47	Animal-specialty	328	293		344	364	231	421	330	
48	Stock-ranch	2,920	1,787	718	2,719	2,151	1,432	2,485	1,436	801
49	Poultry	27	7		143	67	98	93	16	8
50	Self-sufficing	92	53		133	70	137	67	31	
51	Abnormal	85	16	129	191	42	174	73	25	30
	Crop land harvested, 1929									
52	All types	6,549,967	86,884	1,713	9,974	155,160	19,108	151,632	131,841	4,510
53	General	179,611	5,094		1,228	3,828	1,462	3,363	7,025	131
54	Cash-grain	1,501,211	10,227		403	83,163		101,916	22,468	
55	Cotton	327,568								
56	Crop-specialty	285,045	21,048			9,003		5,393	25,689	
57	Fruit	1,692,233	14,391		1,898	30,618	1,174	12,308	29,225	35
58	Truck	367,795	14,347			801		2,460	15,108	
59	Dairy	666,272	9,833	815	1,206	4,427	463	5,335	8,353	4,538
60	Animal-specialty	169,042	4,375		1,797	5,699	646	12,903	2,437	
61	Stock-ranch	439,297	3,643	834	2,565	7,735	7,527	6,413	7,917	60
62	Poultry	97,919	1,638		169	1,808	205	230	1,006	15
63	Self-sufficing	15,006	307		175	160	284	51	160	
64	Abnormal	134,950	746	64	358	1,889	347	364	1,962	3
65	Institution or country estate	72,483	96						1,018	
66	Part-time	48,731	573	64	349	1,550	339	364	819	3
67	Boarding and lodging	1,718								
68	Forest-product	2,282			109	34	8			
69	Horse farm, feed lot, or livestock dealer	9,737	77			305			130	
70	Unclassified	94,017	1,315		85	5,939		896	491	28
	Plowable pasture, 1929:									
71	All types	3,075,389	62,941	1,665	56,747	78,995	34,330	99,710	56,386	9,156
72	General	110,707	3,662		2,438	2,491	1,572	703	4,181	181
73	Cash-grain	294,373	1,126		173	18,691		24,978	3,250	
74	Cotton	15,609								
75	Crop-specialty	101,836	5,555			2,599		1,654	4,588	
76	Fruit	163,859	2,691		2,062	5,955	458	4,377	3,975	23
77	Truck	24,454	887			121		515	3,316	
78	Dairy	488,893	6,337	353	1,569	3,739	1,107	4,853	12,276	3,136
79	Animal-specialty	124,460	4,168		3,200	3,345	552	7,229	2,303	
80	Stock-ranch	1,403,271	34,097	1,185	41,464	33,068	28,030	44,811	20,208	621
81	Poultry	69,825	1,364		561	3,420	621	303	246	3
82	Self-sufficing	23,314	601		1,883	200	576	224	345	
83	Abnormal	85,865	725	134	2,850	2,508	1,385	1,392	743	22
84	Unclassified	159,196	728		3,458	2,268	29	8,381	1,030	106
	Other pasture (excl. woodland), 1929:									
85	All types	12,969,561	121,676	3,714	60,946	300,367	136,691	68,873	145,973	7,973
86	General	219,546	4,018		3,517	827	1,350	875	4,433	78
87	Cash-grain	340,393	1,954		316	10,160		10,635	2,263	
88	Cotton	44,490								
89	Crop-specialty	244,013	5,348			655		140	2,860	
90	Fruit	393,232	3,042		1,578	1,752	252	610	7,062	
91	Truck	28,661	1,216			187			3,118	
92	Dairy	928,694	11,899	1,151	1,674	2,072	1,500	3,397	19,278	3,545
93	Animal-specialty	233,930	2,815		2,850	5,246	834	3,850	1,443	
94	Stock-ranch	9,608,045	86,048	2,528	61,243	167,760	130,807	39,737	102,378	1,777
95	Poultry	99,327	437		416	2,790	201	1,581	274	10
96	Self-sufficing	55,726	302		1,781	360	725	50	32	
97	Abnormal	269,211	633	40	2,134	1,532	835	161	352	28
98	Unclassified	414,097	2,364		5,047	7,016	227	6,036	2,479	148

COUNTY TABLE I.—FARMS AND FARM ACREAGE,

[See NOTE,

	ITEM AND TYPE OF FARM (See definitions in Introduction)	Eldorado	Fresno	Glenn	Humboldt	Imperial	Inyo	Kern	Kings	Lake	Lassen
	FARMS, BY TYPE, 1930	*Number*	*Number*	*Number*	*Number*	*Number*	*Number*	*Number*	*Number*	*Number*	*Number*
1	All types	886	10,334	1,463	3,045	3,176	218	3,397	2,158	1,057	473
2	General	101	181	138	153	58	33	100	54	81	42
3	Cash-grain		87	232		181		48	72	17	26
4	Cotton		360	7		249		821	108		
5	Crop-specialty		286	54	58	560	34	194	68	30	21
6	Fruit	321	6,943	269	64	161	11	293	757	502	3
7	Truck	2	95		26	632	4	43	6	5	5
8	Dairy	28	1,011	242	881	563	29	200	762	63	118
9	Animal-specialty	8	89	74	24	90		80	39	36	12
10	Stock-ranch	97	183	96	212	82	55	143	35	49	121
11	Poultry	29	240	160	138	73	13	106	50	42	23
12	Self-sufficing	99	72	18	176	24		35	24	42	14
13	Abnormal	126	422	88	213	176	27	149	96	159	37
14	Institution or country estate		1		2	3	1	3	1		
15	Part-time	111	389	87	182	156	22	138	91	151	31
16	Boarding and lodging		7		5	4	1		1	5	
17	Forest-product	15	13		23	1		1	1	2	1
18	Horse farm, feed lot, or livestock dealer		12	1	1	12	3	7	2	1	5
19	Unclassified	75	365	85	100	327	12	185	85	31	40
	FARM LAND, BY TYPE										
	All land in farms, 1930	*Acres*	*Acres*	*Acres*	*Acres*	*Acres*	*Acres*	*Acres*	*Acres*	*Acres*	*Acres*
20	All types	324,818	1,493,477	586,411	797,160	403,663	94,567	1,706,625	575,426	240,445	473,288
21	General	31,890	19,908	17,864	24,812	8,761	4,339	7,761	3,338	17,283	18,224
22	Cash-grain		141,683	173,627		44,644		21,962	151,533	4,757	16,284
23	Cotton		92,155	1,956		84,258		87,213	42,088		
24	Crop-specialty		20,181	4,356	5,522	84,940	10,373	32,094	5,738	6,716	9,650
25	Fruit	45,078	311,364	19,788	9,207	13,866	3,610	44,046	42,601	49,935	301
26	Truck		4,044		621	93,088	264	1,442	235	1,117	135
27	Dairy	19,671	86,504	22,877	107,862	43,588	6,569	48,097	102,061	8,347	45,170
28	Animal-specialty	2,061	15,521	40,524	3,135	17,403		33,407	6,894	17,672	3,731
29	Stock-ranch	176,477	688,786	273,587	572,629	18,764	62,735	1,319,252	200,934	96,393	347,345
30	Poultry	3,635	8,938	10,503	2,403	2,679	965	4,440	1,728	8,076	3,617
31	Self-sufficing	12,784	4,535	668	18,133	932		3,537	635	4,797	2,462
32	Abnormal	19,286	22,482	2,790	24,420	5,788	2,412	10,249	2,988	12,205	9,139
33	Institution or country estate					800		910			
34	Part-time	11,436	17,156	2,790	14,261	3,490	712	8,759	2,988	8,086	6,866
35	Boarding and lodging		532		654	900				4,119	
36	Forest-product	7,850	4,271		9,505						
37	Horse farm, feed lot, or livestock dealer		523			598	1,700	880			2,273
38	Unclassified	13,936	77,476	18,441	28,416	29,952	3,310	94,024	14,673	13,117	17,210
	Average acres per farm, 1930										
39	All types	367	145	401	390	127	434	712	267	227	1,003
40	General	316	110	129	162	151	131	78	62	213	434
41	Cash-grain		1,627	748		247		439	2,105	282	626
42	Cotton		256	155		138		106	390		
43	Crop-specialty		71	81	95	152	305	165	84	224	311
44	Fruit	140	45	74	144	86	328	150	56	99	100
45	Truck		43		24	147	64	34	39	223	27
46	Dairy	703	86	95	122	86	227	240	134	132	383
47	Animal-specialty	258	174	552	131	193		418	177	491	311
48	Stock-ranch	1,819	3,764	2,850	2,701	229	1,141	9,226	5,741	1,967	2,871
49	Poultry	125	37	66	17	37	74	42	35	102	157
50	Self-sufficing	129	63	37	103	39		101	26	114	176
51	Abnormal	153	53	32	116	33	96	69	33	78	254
	Crop land harvested, 1929										
52	All types	14,038	418,417	154,918	37,804	284,843	12,355	149,508	175,699	30,695	61,464
53	General	2,005	4,842	5,114	2,124	6,051	1,129	3,111	1,645	3,253	4,736
54	Cash grain		44,243	90,019		32,968		11,697	88,671	1,347	4,090
55	Cotton		67,013	521		26,171		63,427	24,441		
56	Crop-specialty		10 140	2,168	2,001	68,810	3,210	12,981	2,723	2,446	3,827
57	Fruit	7,622	235,827	13,542	1,189	9 866	701	23,047	27,975	13,645	34
58	Truck		2 775		253	78,902	134	959	155	289	68
59	Dairy	629	29,298	7,834	21,527	32,736	1,758	9 318	24,540	1,823	11,376
60	Animal-specialty	236	3,209	11,563	520	11,542		8,239	1,304	2,493	1,598
61	Stock ranch	1,997	5 406	18,755	6,961	10 454	4,927	12,447	1,312	2 242	33,511
62	Poultry	265	2,487	3,676	550	1,460	147	974	817	1,052	472
63	Self-sufficing	556	583	146	1,098	70		583	69	337	227
64	Abnormal	527	2,946	715	849	1,856	308	1,630	703	1,094	1,060
65	Institution or country estate					142		88			
66	Part-time	459	2,648	715	664	1,328	193	754	703	1,056	797
67	Boarding and lodging		58		32	90				38	
68	Forest-product	68	129		153						
69	Horse farm, feed lot, or livestock dealer		111			296	115	188			233
70	Unclassified	261	9,648	865	642	3,956	41	2,595	1,274	684	445
	Plowable pasture, 1929										
71	All types	30,443	109,223	140,289	71,569	14,167	3,699	50,256	17,903	19,569	91,361
72	General	4,164	1,440	4 335	1,997	582	249	804	266	907	1,987
73	Cash-grain		5,762	34,897		234		1,550	1,756	439	503
74	Cotton		3,266			261		1,798	962		
75	Crop-specialty		3,779	569	1 021	640	1,317	4,262	452	518	1,657
76	Fruit	5,800	8,314	1,635	913	306	45	3,812	1,717	2,574	66
77	Truck		284		7	242	21	4			7
78	Dairy	1,010	14,395	5,862	26,214	3,993	64	2,271	6,589	390	3,383
79	Animal-specialty	405	397	16,761	530	719		3,989	235	1,466	243
80	Stock-ranch	11,154	55,299	69,254	35,697	4,194	1,844	26,998	5,148	11,654	8,912
81	Poultry	570	598	2,494	438	167		137	23	265	907
82	Self-sufficing	2,130	702	102	1,708	25		410	32	80	160
83	Abnormal	2,290	3 014	539	1,219	575	134	1,693	198	316	2,171
84	Unclassified	2,920	4,978	3,841	1,825	2,239	25	2,727	525	960	1,366
	Other pasture (excl. woodland), 1929										
85	All types	110,747	795,471	116,589	355,483	11,606	53,002	1,307,902	297,995	91,647	294 051
86	General	10,794	8,010	834	6,057	452	1,347	1,334	910	4 322	6,301
87	Cash-grain		47 873	9,123		554		2,550	16,754	2,113	8,531
88	Cotton		2,183			304		5,341	10,805		
89	Crop-specialty		2,503	835	657	1,193	4,050	1,885	985	3,250	3,296
90	Fruit	5,540	15,650	878	1,524	315	53	10,126	5,677	8,209	158
91	Truck		38		22	220	6	21	31	798	18
92	Dairy	5,515	25,649	8 827	17 388	4,662	3,068	31,018	58,776	3,197	17,209
93	Animal-specialty	442	3,610	2,566	434	1 347		14,600	2,989	4,986	1 125
94	Stock ranch	76,860	573,626	88,940	309,038	1,765	40,753	1,170,573	190,092	49 670	239,025
95	Poultry	1,959	2,911	1,179	267	34	153	985	522	4,580	1,690
96	Self-sufficing	3,517	1,922	85	3,841	22		526	368	2,119	1,502
97	Abnormal	2,701	14,019	133	4,947	189	1,541	4,648	1,662	2,324	3,841
98	Unclassified	2,619	27,477	3,184	11 008	649	1,901	64,196	8,424	5,460	11,356

1930 AND 1929, BY TYPE OF FARM—Continued

bottom of p 8]

Los Angeles	Madera	Marin	Mariposa	Mendocino	Merced	Modoc	Mono	Monterey	Napa	Nevada	Orange	Placer	Plumas	Riverside	
Number	*Number*	*Number*	*Number*	*Number*	*Number*	*Number*	*Number*	*Number*	*Number*	*Number*	*Number*	*Number*	*Number*	*Number*	
12,653	1,529	690	285	1,672	3,830	621	76	1,891	1,686	539	4,960	1,628	178	4,746	1
67	60	20	30	157	143	69		74	55	68	82	48	17	101	2
15	61			29	125	33		135	24			38	3	99	3
	283				120									241	4
911	54	12	5	48	472	82	11	270	20	2	344	14	14	462	5
4,609	409	44	9	419	779	7	3	240	957	87	3,379	1,022	2	1,884	6
1,289	15	9		15	155			308	17	3	236	17		344	7
836	264	325	5	220	1,267	97	3	269	81	58	118	46	58	114	8
24	31		20	35	54	28		35	21	4	19	14	8	19	9
26	105	5	103	261	67	204	29	164	69	63	11	41	39	44	10
3,272	44	200	7	93	234	4	5	149	203	36	324	120	2	634	11
48	31	7	21	126	44	27	1	25	35	65	18	46	6	82	12
755	71	45	36	217	215	32	14	77	131	113	326	146	23	330	13
14	1	7		2		1		5	3		2	2		8	14
702	62	37	31	161	210	28	12	59	124	91	312	132	21	308	15
9	1		3	20	2	1	2	2	2	1	2	6		10	16
1	4		1	32		2		5	2	21		6	2		17
29	3	1	1	2	3			6			10			4	18
801	101	23	49	52	155	38	10	145	73	40	153	76	6	392	19
Acres	*Acres*	*Acres*	*Acres*	*Acres*	*Acres*	*Acres*	*Acres*	*Acres*	*Acres*	*Acres*	*Acres*	*Acres*	*Acres*	*Acres*	
537,194	626,537	264,559	228,126	939,221	829,377	450,139	66,073	1,305,001	323,963	145,596	287,967	350,718	167,446	633,932	20
3,740	8,298	5,116	11,064	50,507	9,376	26,253		37,022	12,551	16,883	4,100	6,014	6,186	6,596	21
15,041	147,936			4,767	120,264	19,581		142,275	16,602			33,195	973	86,499	22
	48,806				21,746									51,082	23
107,867	5,548	6,152	1,240	9,125	32,965	30,855	3,254	97,824	2,770		79,791	2,408	5,846	71,242	24
132,250	30,532	1,183	2,969	73,489	63,204	1,185	959	22,505	110,818	14,913	139,830	74,411		135,323	25
35,245	722	927		527	4,368			43,830	540	303	14,693	512		22,581	26
87,254	25,189	222,754	4,917	56,807	148,598	36,994	965	84,280	28,074	20,447	6,212	13,658	52,560	17,347	27
5,042	4,887		9,310	14,321	10,565	7,647		15,375	14,091	1,218	465	2,721	1,969	3,887	28
106,159	316,447	8,127	163,584	642,762	381,813	300,604	50,614	769,592	99,464	62,218	28,611	184,698	94,332	107,443	29
14,816	2,072	11,661	1,440	9,353	7,044	1,005	835	13,213	9,162	4,435	2,490	10,087		17,861	30
2,989	4,626	188	3,139	18,835	1,125	5,806		2,839	2,086	5,897	137	2,996	768	3,396	31
14,736	10,478	2,799	9,436	31,391	3,296	5,848	2,765	33,323	12,655	10,840	4,589	4,494	2,746	90,975	32
2,718		2,340						15,601	8,630					84,090	33
3,135	13,192	459	3,132	12,175	3,178	5,848	2,765	2,108	4,025	6,700	2,994	3,276	2,746	5,897	34
73			1,304	5,691								264		742	35
	2,017			13,525				2,232		4,140		954			36
3,810	1,269				118			13,382			1,595			246	37
51,985	14,996	5,652	21,027	27,337	25,013	14,861	6,681	42,923	15,150	8,442	7,049	15,524	2,064	19,700	38
42	410	383	800	569	217	725	869	690	193	270	58	215	941	134	39
56	138	256	369	322	66	380		500	228	248	128	125	364	65	40
1,003	2,425			164	962	593		1,054	692			874	324	874	41
	172				181									212	42
118	103	513	248	190	70	376	296	362	139		232	172	418	154	43
29	75	27	330	175	81	169	320	94	116	171	41	73		72	44
27	48	103		35	28			142	32	101	62	30		66	45
45	95	685	983	258	117	381	322	313	347	353	53	297	906	152	46
210	158		466	409	196	273		439	671	305	24	194	246	205	47
4,083	3,014	1,625	1,588	2,463	5,699	1,474	1,745	4,693	1,442	988	2,601	4,505	2,419	2,442	48
5	47	58	206	101	30	251	167	89	45	123	8	84		28	49
62	149	27	149	149	26	197		114	60	91	8	65	128	41	50
20	239	64	278	147	15	209	230	444	100	97	14	31	131	276	51
230,068	157,311	23,489	4,785	45,209	238,180	98,533	4,009	223,030	55,707	8,308	157,008	55,695	22,383	187,138	52
940	1,786	982	607	5,496	5,697	3,286		4,329	1,553	1,222	2,586	1,145	1,339	1,839	53
5,558	82,700			1,795	58,819	6,161		42,953	3,789			12,809	552	35,503	54
	29,948				17,641									22,675	55
67,132	2,366	3,719	90	2,647	21,016	11,295	1,036	60,632	1,161		61,997	1,069	2,276	36,641	56
91,724	21,401	604	215	14,482	45,058	123	73	10,885	34,128	2,588	72,642	34,341		58,431	57
29,218	363	303		199	3,099			31,162	214	20	10,721	152		9,918	58
9,999	9,141	15,161	302	8,672	56,235	9,335	208	27,523	4,153	1,350	2,126	783	8,437	5,032	59
1,322	1,370		640	917	4,184	3,707		3,320	2,744	100	249	387	1,006	1,622	60
3,870	6,401	150	2,183	7,489	18,624	57,691	2,286	25,354	3,218	1,463	464	1,993	7,940	2,571	61
4,236	524	1,750	205	839	3,697	88	151	3,351	1,769	327	1,208	1,336		4,467	62
202	317	38	92	878	230	554		148	181	251	65	224	67	442	63
4,723	504	629	279	1,291	1,771	335	133	10,127	2,276	450	1,767	616	262	5,249	64
1,161		542						8,928	1,450					3,497	65
2,730	423	87	254	805	1,748	335	133	354	826	330	1,336	576	262	1,655	66
49			25	244								16		32	67
	26			242				48		120		24			68
783	55				23			797			431			65	69
11,144	490	126	163	504	2,069	948	122	3,246	521	437	3,181	770	502	2,748	70
49,113	91,142	42,213	31,933	36,335	100,108	47,954	10,500	89,078	34,543	15,978	9,211	42,084	27,709	58,851	71
353	1,343	1,921	1,693	2,810	716	3,217		8,765	809	2,720	241	716	446	697	72
1,320	4,119			671	6,174	5,227		6,068	1,640			3,553	125	5,648	73
	4,040				1,128									260	74
5,494	773	219	110	183	2,192	2,603	191	4,991	443		1,824	467	772	2,186	75
2,881	4,038	20	441	3,946	3,157			1,962	7,325	887	747	5,402		5,000	76
493	37	69		26	169			1,691	76	29	960	14		1,519	77
9,683	5,909	38,652	540	9,174	38,111	2,391	102	9,326	6,576	2,153	1,226	3,097	11,288	2,443	78
62	574		1,407	734	2,087	837		895	3,267	200	95	350	228	286	79
8,935	63,174	350	22,641	14,896	33,233	31,466	9,299	28,111	11,482	6,814	3,025	21,222	14,277	27,558	80
563	185	1,751	106	352	676		60	860	590	883	199	4,179		971	81
342	902	11	462	754	444	1,190		415	139	899	11	703	4	158	82
2,349	2,004	590	1,528	1,537	332	632	240	1,538	1,471	844	511	583	370	4,438	83
16,638	3,054	600	3,006	1,210	11,689	391	588	4,414	725	549	370	1,468	190	7,687	84
131,710	231,083	133,397	161,934	475,273	374,777	216,980	41,042	498,075	83,730	22,878	83,255	176,184	66,775	150,651	85
1,083	2,770	1,381	5,797	15,341	1,221	10,391		9,765	4,211	1,536	655	1,425	1,967	1,496	86
2,385	215			1,087	14,669	5,135		37,234	5,969			2,570	175	4,956	87
	7,745				778									457	88
7,647	532	592	938	3,856	3,500	12,144	770	13,583	52		8,215	293	702	5,343	89
5,825	645	1	651	19,616	5,464	457	1	1,688	15,463	2,237	46,791	13,161		1,357	90
87	44	368		85	240			2,633	58		142	72		75	91
12,173	5,918	116,001	422	17,839	33,712	19,711	500	23,135	5,903	5,368	1,827	5,870	12,713	4,072	92
1,377	1,453		4,723	9,753	47,982	1,541		6,783	6,137	30	60	636	157	200	93
58,904	203,272	6,351	110,314	383,041	255,776	155,059	34,045	379,085	39,961	8,431	24,274	148,121	50,068	65,543	94
1,417	400	5,699	839	3,832	868	195	177	3,953	995	354	378	1,628		1,710	95
273	571	60	2,157	6,112	258	2,632		832	99	525	19	732	196	727	96
2,391	3,696	442	6,010	10,013	297	3,820	1,212	4,606	954	1,377	246	1,117	643	60,440	97
8,350	3,892	2,432	10,383	4,748	5,012	5,395	4,337	12,778	3,908	2,930	650	549	132	4,275	98

COUNTY TABLE I.—FARMS AND FARM ACREAGE,

[See NOTE.

	ITEM AND TYPE OF FARM (See definitions in Introduction)	Sacramento	San Benito	San Bernardino	San Diego	San Francisco	San Joaquin	San Luis Obispo	San Mateo	Santa Barbara	Santa Clara
	FARMS, BY TYPE, 1930	*Number*	*Number*	*Number*	*Number*	*Number*	*Number*	*Number*	*Number*	*Number*	*Number*
1	All types	3,882	1,077	7,083	3,903	112	5,730	1,993	841	1,408	6,237
2	General	78	26	72	213		180	101	40	50	39
3	Cash-grain	153	19	4	20		493	233	9	43	4
4	Cotton						22				
5	Crop-specialty	142	48	382	213	4	632	147	35	447	141
6	Fruit	1,494	514	4,235	1,015		2,082	271	67	286	4,520
7	Truck	357	68	92	359	27	298	151	243	84	443
8	Dairy	308	77	234	241	3	909	402	88	124	196
9	Animal-specialty	22	17	13	36		83	26	6	19	14
10	Stock-ranch	48	114	20	101		50	147	12	91	54
11	Poultry	644	75	1,130	776	4	264	200	125	66	352
12	Self-sufficing	52	10	37	97		72	27	6	11	23
13	Abnormal	395	39	621	432	11	315	125	63	99	301
14	Institution or country estate	2		16	5	1	4	1	6	4	15
15	Part-time	376	34	582	395	2	303	115	41	79	266
16	Boarding and lodging	7	1	7	17		3	2	3	6	4
17	Forest-product	3	3	1	1		1	5	2	2	5
18	Horse farm, feed lot, or livestock dealer	7	1	15	14	8	4	2	11	8	11
19	Unclassified	189	70	232	399	63	230	93	147	88	150
	FARM LAND, BY TYPE										
	All land in farms, 1930	*Acres*	*Acres*	*Acres*	*Acres*	*Acres*	*Acres*	*Acres*	*Acres*	*Acres*	*Acres*
20	All types	573,025	659,299	295,748	833,336	1,272	697,740	1,466,373	186,523	1,066,756	516,974
21	General	12,897	15,121	7,780	30,145		16,418	25,394	12,915	18,843	5,556
22	Cash-grain	105,254	20,306	729	17,209		227,032	221,117	4,610	16,790	1,038
23	Cotton						2,204				
24	Crop-specialty	24,518	17,690	42,046	60,648	95	100,207	35,493	3,565	150,906	11,059
25	Fruit	79,516	34,393	118,796	63,582		106,490	47,530	3,868	42,427	186,964
26	Truck	46,105	6,170	3,942	16,040	513	30,299	17,930	28,002	15,397	15,531
27	Dairy	73,938	13,858	18,768	79,402	317	85,544	195,218	38,839	53,408	36,059
28	Animal-specialty	2,565	30,544	1,870	7,286		14,528	12,095	678	11,471	1,953
29	Stock-ranch	174,016	456,835	33,214	470,732		72,751	856,415	82,184	703,605	233,637
30	Poultry	23,906	7,385	12,954	20,067	10	9,242	11,644	2,406	3,979	2,829
31	Self-sufficing	1,843	2,363	2,728	7,383		1,602	1,531	92	2,247	1,234
32	Abnormal	9,079	8,381	16,666	32,076	17	8,060	14,155	2,733	14,855	10,553
33	Institution or country estate			2,645	9,961		2,072		594	6,466	4,117
34	Part-time	5,877	6,791	6,796	15,487		4,546	11,712	1,252	4,438	4,384
35	Boarding and lodging	459		599	3,533		20		48	394	474
36	Forest-product	928	1,590					2,443			871
37	Horse farm, feed lot, or livestock dealer	1,815		6,636	3,095	17	1,422		439	3,557	707
38	Unclassified	19,389	46,153	36,255	28,766	320	23,303	27,851	6,631	27,528	10,591
	Average acres per farm, 1930										
39	All types	148	612	42	214	11	122	763	222	758	83
40	General	165	582	108	142		91	251	323	377	142
41	Cash-grain	688	1,069	182	860		461	949	512	390	260
42	Cotton						103				
43	Crop-specialty	173	369	110	285	24	159	241	102	338	78
44	Fruit	53	67	28	63		51	175	58	148	41
45	Truck	129	91	43	45	19	102	119	115	183	35
46	Dairy	240	180	80	329	106	94	486	441	471	184
47	Animal-specialty	117	1,803	144	202		175	465	113	604	142
48	Stock-ranch	3,625	4,007	1,661	4,661		1,455	5,826	6,849	7,732	4,327
49	Poultry	37	98	11	26	3	25	58	19	60	8
50	Self-sufficing	35	236	74	76		22	57	15	204	54
51	Abnormal	23	227	27	74	2	26	118	45	153	35
	Crop land harvested, 1929										
52	All types	201,480	63,547	128,515	98,760	804	397,794	159,545	31,683	130,251	159,438
53	General	5,969	1,940	1,565	4,797		8,866	5,179	4,102	5,373	2,056
54	Cash grain	57,265	7,304	425	7,303		145,556	65,638	1,457	8,918	675
55	Cotton						1,438				
56	Crop-specialty	18,113	8,922	22,363	22,210	92	70,524	13,338	2,047	59,426	7,413
57	Fruit	51,490	19,894	79,402	22,149		82,120	16,812	847	13,982	116,318
58	Truck	40,875	3,707	2,607	8,900	497	23,975	9,431	14,086	9,310	12,244
59	Dairy	14,413	4,427	6,855	12,795		44,370	22,884	5,843	11,046	10,347
60	Animal-specialty	622	2,935	1,009	1,452		6,311	3,193	46	1,655	491
61	Stock ranch	1,958	15,693	675	8,611		4,028	18,105	913	11,674	4,680
62	Poultry	5,185	939	3,562	4,201	2	4,363	2,413	397	765	1,452
63	Self-sufficing	154	105	120	648		400	136	16	69	88
64	Abnormal	1,651	328	6,138	3,605	1	4,201	987	255	4,576	2,503
65	Institution or country estate			756	734		1,393		147	3,489	1,079
66	Part-time	1,420	228	2,258	2,118		2,606	902	106	779	1,225
67	Boarding and lodging	123		196	135		12		1	95	43
68	Forest-product	87	100					85			28
69	Horse farm, feed lot, or livestock dealer	21		2,928	618	1	190		1	213	128
70	Unclassified	3,815	2,433	1,764	2,109	212	1,642	1,420	1,674	3,457	1,172
	Plowable pasture, 1929										
71	All types	93,697	54,357	12,393	63,525	20	99,926	106,191	33,686	51,414	27,331
72	General	3,882	2,528	641	4,841		3,689	2,173	3,851	1,540	298
73	Cash-grain	11,585	1,054		3,355		23,269	12,898	585	906	
74	Cotton						100				
75	Crop-specialty	1,495	2,480	3,407	5,790		3,900	2,280	464	4,359	476
76	Fruit	8,494	2,799	1,582	4,080		5,680	2,232	501	5,172	6,533
77	Truck	1,374	894	53	634		392	789	5,072	246	1,132
78	Dairy	20,983	2,320	2,763	7,733		20,196	22,823	11,826	5,431	7,531
79	Animal-specialty	674	5,999	107	1,862		4,674	784	108	982	436
80	Stock-ranch	31,881	32,987	60	17,093		31,856	54,023	6,391	24,897	8,934
81	Poultry	8,867	919	303	2,073		1,693	1,229	915	574	73
82	Self-sufficing	203	104	77	1,112		312	65	19	36	28
83	Abnormal	2,631	275	1,362	11,664		843	1,951	523	4,127	1,004
84	Unclassified	1,628	1,998	2,038	1,688	20	3,322	4,944	3,431	3,144	796
	Other pasture (excl woodland), 1929										
85	All types	177,769	483,730	68,191	481,414	313	56,344	895,133	82,749	718,854	217,063
86	General	1,035	8,524	3,608	7,309		1,253	9,280	1,235	9,429	1,943
87	Cash-grain	7,804	7,723	55	539		5,618	50,996	660	4,557	
88	Cotton										
89	Crop-specialty	1,036	3,009	2,744	13,418		2,309	9,207	287	53,541	2,153
90	Fruit	1,992	5,902	3,695	5,387		4,378	7,776	126	6,340	24,842
91	Truck	567	1,021	235	804		1,355	2,182	1,780	4,420	807
92	Dairy	25,924	6,729	6,143	36,772	310	8,910	111,353	10,557	32,921	11,558
93	Animal-specialty	499	19,718	222	1,361		1,131	4,212	220	5,691	752
94	Stock-ranch	125,591	379,073	25,529	389,298		28,315	682,837	66,600	581,076	166,437
95	Poultry	4,025	4,882	578	4,731	3	391	1,495	565	1,875	311
96	Self-sufficing	1,016	1,727	607	2,338		20	789		801	277
97	Abnormal	3,277	8,485	2,508	6,805		1,132	5,158	527	3,000	2,386
98	Unclassified	4,966	38,237	22,907	12,652		1,632	9,828	192	15,203	5,597

1930 AND 1929, BY TYPE OF FARM—Continued

bottom of p 8]

Santa Cruz	Shasta	Sierra	Siskiyou	Solano	Sonoma	Stanislaus	Sutter	Tehama	Trinity	Tulare	Tuolumne	Ventura	Yolo	Yuba	
Number	*Number*	*Number*	*Number*	*Number*	*Number*	*Number*	*Number*	*Number*	*Number*	*Number*	*Number*	*Number*	*Number*	*Number*	
1,855	1,213	98	1,155	1,479	6,562	5,743	1,758	1,805	325	7,164	293	1,658	1,641	548	1
41	142	4	104	40	105	265	57	128	47	183	51	22	63	51	2
2	34		100	163	20	206	260	100	4	130			349	53	3
						28	3			727					4
63	51	6	105	30	118	813	115	57	5	214	11	435	146	34	5
833	120		11	584	2,297	1,594	947	457	5	3,388	35	829	406	149	6
111	28		5	58	27	219	12	12		71		61	108	15	7
71	75	24	289	126	562	1,567	102	107	14	1,020	23	30	183	55	8
11	161		64	68	32	37	87	87	22	114	19	7	107	18	9
7	131	24	161	134	138	94	22	236	52	238	68	37	53	72	10
489	57	1	33	131	2,519	451	79	253		272	20	52	61	38	11
23	115	14	87	17	74	16	11	47	72	78	23	8	11	18	12
115	168	10	96	74	475	351	65	220	73	349	33	92	72	28	13
3			4	3	4	8	1	1	1			5	3		14
95	144	8	82	70	416	338	62	198	60	317	29	79	83	27	15
8	7	1	4		20	3		3	11	7		1		1	16
14	12	1	8		27	1	1	13	10	16	4		2		17
	5		8	1	8	6	1	5	1	9		7	4		18
89	125	9	100	54	195	102	48	101	31	370	10	83	77	17	19
Acres	*Acres*	*Acres*	*Acres*	*Acres*	*Acres*	*Acres*	*Acres*	*Acres*	*Acres*	*Acres*	*Acres*	*Acres*	*Acres*	*Acres*	
194,481	607,833	119,579	627,704	431,401	775,121	772,625	343,654	1,195,798	184,523	1,192,432	306,615	444,136	488,252	260,186	20
6,148	47,810	1,186	49,018	9,095	16,223	12,612	6,835	19,841	10,223	17,156	13,469	3,365	7,979	10,800	21
	15,872		67,186	109,257	5,822	160,814	186,590	51,664	1,687	116,341			194,654	42,731	22
						3,130	1,702			110,430					23
7,659	8,825	4,520	46,289	6,094	18,339	47,950	25,347	7,632	915	20,148	5,601	135,878	23,746	4,233	24
49,524	12,826		561	57,145	187,702	80,209	57,567	27,787	590	220,169	6,851	163,528	39,342	26,600	25
6,631	2,039		146	14,679	710	14,252	447	1,829		3,598		6,438	8,752	120	26
17,490	19,007	17,726	127,846	44,822	165,058	104,636	13,701	13,284	5,198	123,188	10,697	2,485	20,527	10,266	27
2,702	86,451		26,651	12,479	5,428	4,019	18,011	26,196	5,562	21,557	5,546	2,553	38,055	9,390	28
21,605	337,485	61,586	248,767	155,893	250,954	256,767	66,846	960,349	131,090	493,419	149,229	97,826	99,903	142,593	29
4,346	7,599		4,911	2,702	56,700	7,249	3,604	32,493		9,549	4,648	1,161	2,786	4,283	30
796	14,665	2,680	10,345	330	4,832	618	566	6,790	10,842	3,421	2,844	703	410	4,355	31
4,630	83,183	259	18,465	15,539	39,440	58,552	2,878	17,458	10,307	18,619	4,447	19,031	33,714	1,432	32
565			10,397	14,201	14,688	54,562						5,461	31,875		33
1,520	27,441	259	6,760	1,338	9,832	3,475	2,878	9,825	5,853	8,402	3,407	3,435	1,646	1,432	34
141	1,473		685		2,810	130		40	1,583	3,591					35
2,404	8,458		407		9,467			4,680	2,871	5,237	1,040				36
	811		216		2,643	385		2,913		1,389		10,135	193		37
2,955	22,071	31,622	27,500	3,366	23,913	21,817	9,560	30,473	8,109	34,837	3,283	11,168	18,384	3,383	38
67	501	1,300	543	292	118	135	195	662	568	167	705	968	298	475	39
150	337	297	471	227	155	48	120	155	218	94	264	153	117	212	40
	467		672	670	291	781	525	517	422	895			558	806	41
						112	567			152					42
122	173	753	441	203	155	59	220	134	183	94	509	312	163	125	43
59	102		51	98	82	50	61	61	118	65	196	197	97	179	44
60	73		29	253	26	65	37	152		51		106	81	8	45
246	253	739	442	356	294	67	134	124	371	121	465	83	112	187	46
246	537		416	184	170	109	487	301	253	189	292	365	356	522	47
3,066	2,576	2,566	1,545	1,163	1,819	2,732	3,038	4,069	2,521	2,073	2,195	2,644	1,885	1,980	48
9	133		149	21	23	16	46	128		35	232	22	46	113	49
35	128	191	119	19	65	39	51	144	151	44	124	88	37	242	50
40	198	32	192	213	83	167	46	80	145	53	135	209	482	53	51
37,236	45,416	11,794	99,814	137,282	137,031	269,088	161,903	67,745	7,357	374,607	6,584	144,259	218,147	48,502	52
753	4,416	199	7,164	3,139	2,230	7,745	3,719	3,677	1,406	4,729	1,194	599	2,741	2,097	53
	5,676		21,598	50,166	4,718	75,555	94,128	18,829	414	67,498			108,860	17,382	54
						2,293	1,300			70,700					55
3,911	2,218	1,050	7,797	3,514	10,086	35,000	20,711	2,360	335	9,638	575	79,347	19,860	2,361	56
21,463	3,991		115	31,849	69,343	60,760	44,020	11,987	159	146,220	1,025	52,381	23,091	13,063	57
5,418	492		32	7,475	514	11,097	293	701		2,174		4,404	7,845	96	58
1,649	4,659	4,986	26,090	9,450	23,209	56,765	5,327	3,802	768	48,124	1,028	897	10,198	1,724	59
293	15,067		6,872	4,822	994	2,135	5,342	4,041	706	5,909	436	239	12,836	1,445	60
602	5,486	5,069	25,749	14,928	3,171	4,762	2,702	15,338	1,868	6,526	1,632	2,657	2,736	3,491	61
1,311	669		506	1,152	15,440	4,263	1,369	4,073		2,836	261	328	1,020	473	62
136	1,081	148	1,150	123	329	90	93	242	769	312	129	24	46	113	63
794	1,125	42	1,383	10,316	6,109	7,415	739	2,087	774	2,360	287	3,064	26,775	162	64
245			455	10,035	3,688	5,128						2,144	26,272		65
313	932	42	868	281	1,865	2,136	739	1,264	425	1,774	258	500	398	162	66
16	49		24		117	27		32	210	54					67
220	114		36		250			172	139	61	29				68
	30				189	124		619		491		420	105		69
715	516	230	1,363	348	879	1,168	2,160	606	138	7,561	17	319	2,139	93	70
13,448	37,836	7,814	48,213	141,289	109,599	123,078	33,908	204,948	10,641	101,339	26,610	29,289	68,380	44,799	71
271	3,851		1,690	4,375	2,270	1,410	961	5,482	882	2,384	1,817	94	1,519	1,852	72
	1,238		2,343	25,136	649	8,185	9,847	9,535	130	10,606			23,036	11,063	73
						341				4,453					74
1,347	1,042		5,428	806	2,255	2,190	863	1,312	20	1,279	1,555	3,563	1,016	880	75
2,725	1,339		23	5,240	10,206	2,157	3,130	5,217	2	12,689	1,128	14,104	3,047	5,200	76
212	264		3	1,245	54	850	13	250		22		419	48	11	77
4,294	3,367	2,553	14,353	15,410	53,448	17,424	4,913	3,633	750	14,274	1,718	461	4,887	2,436	78
332	8,289		1,973	5,466	1,371	929	4,220	6,914	269	3,417	1,884		11,896	5,330	79
2,485	12,144	3,631	10,693	78,542	14,213	82,558	5,310	147,605	6,672	45,409	15,114	9,159	15,841	15,552	80
652	1,149		337	934	13,227	737	963	6,838		1,066	1,315	159	686	895	81
132	904	345	370	98	349	10	239	1,110	1,026	334	576	39	92	125	82
592	2,672	2	1,369	2,863	4,242	350	231	4,152	522	1,204	577	743	468	212	83
406	1,467	1,253	3,631	1,169	7,315	4,935	2,722	12,900	368	4,176	1,126	548	3,824	248	84
27,730	295,953	40,171	265,894	78,599	340,908	227,318	25,119	504,150	90,140	496,418	89,716	193,704	90,387	86,325	85
3,213	16,108	434	15,137	609	3,000	1,049	792	3,683	1,412	5,975	4,731	1,917	277	2,549	86
	3,903		19,783	6,734	8	16,166	3,229	7,590	345	5,686			11,224	682	87
										16,877					88
1,190	1,354	1,565	24,652	419	2,115	2,392	302	2,696	158	5,041	2,314	25,307	526	396	89
3,779	2,198		15	8,569	28,592	2,523	772	3,125	253	28,549	1,150	70,798	3,545	1,729	90
122	353		16	4,126	11	360		408		135		300	150		91
5,841	4,829	3,008	33,050	13,126	48,602	17,578	405	1,531	1,387	44,366	4,161	368	1,741	2,838	92
416	23,791		7,336	338	1,471	450	2,329	6,620	1,448	5,414	2,263	1,494	7,348	1,136	93
12,610	205,446	26,332	142,117	44,353	133,176	136,763	17,111	536,543	75,544	362,466	64,796	73,754	43,166	74,350	94
179	3,071		2,342	33	9,436	496	124	15,912		3,854	970	286	84	1,546	95
34	4,053	1,066	2,370	14	419	66		2,135	2,237	1,544	1,330	430	53	157	96
81	11,352	165	2,114	33	8,598	47,133	20	4,989	2,746	8,069	624	12,183	1,257	154	97
268	9,414	2,601	10,903	190	7,480	2,336	37	6,927	4,611	10,442	355	5,867	6,016	789	98

COUNTY TABLE II.—VALUE OF SPECIFIED FARM

[See NOTE,

	ITEM AND TYPE OF FARM (See definitions in Introduction)	THE STATE	Alameda	Alpine	Amador	Butte	Calaveras	Colusa
	Land and buildings	*Dollars*	*Dollars*	*Dollars*	*Dollars*	*Dollars*	*Dollars*	*Dollars*
1	All types	3,419,470,764	52,965,128	438,855	6,259,483	48,302,761	6,315,996	33,797,533
2	General	64,594,081	1,488,035		416,650	1,433,725	448,080	1,256,560
3	Cash-grain	212,968,904	2,145,900		109,920	12,334,684		14,465,275
4	Cotton	61,074,129						
5	Crop-specialty	346,734,346	4,538,985			2,978,332		1,573,287
6	Fruit	1,494,390,691	12,689,178		591,795	18,199,465	383,763	5,332,160
7	Truck	193,901,775	9,661,396			346,050		480,856
8	Dairy	320,891,999	5,915,310	197,500	388,867	2,164,104	161,170	2,037,040
9	Animal-specialty	46,888,503	1,246,250		437,390	1,052,555	120,600	2,966,570
10	Stock ranch	275,093,229	4,695,260	199,005	3,703,947	5,101,201	4,728,191	3,922,635
11	Poultry	142,460,983	5,843,409		84,150	1,334,575	68,390	247,560
12	Self-sufficing	10,809,151	234,800		126,535	210,370	122,160	49,000
13	Abnormal	108,292,490	1,743,300	32,350	227,900	1,194,765	242,700	219,225
14	Institution or country estate	32,651,791	238,750					
15	Part-time	58,754,451	1,372,550	32,350	148,400	1,150,110	236,700	219,225
16	Boarding and lodging	3,904,645						
17	Forest-product	2,347,430			79,500	28,650	6,000	
18	Horse farm, feed lot, or livestock dealer	10,624,173	132,000			16,005		
19	Unclassified	142,420,483	2,963,303		172,329	1,952,935	40,942	1,247,355
	Land and buildings, per farm							
20	All types	25,203	20,169	22,571	16,872	18,557	13,131	37,805
21	General	14,594	17,104		10,162	13,655	7,227	26,178
22	Cash-grain	49,424	47,687		18,320	35,961		62,620
23	Cotton	20,554						
24	Crop-specialty	38,664	25,217			21,740		33,474
25	Fruit	28,733	20,905		11,604	17,449	8,925	28,668
26	Truck	29,001	22,733			9,887		43,086
27	Dairy	21,141	44,476	28,214	12,544	15,240	7,336	20,785
28	Animal-specialty	23,304	27,092		16,200	20,638	9,277	41,753
29	Stock-ranch	53,719	58,691	24,876	41,155	36,965	20,829	60,348
30	Poultry	9,238	8,616		7,650	7,373	5,261	8,252
31	Self-sufficing	4,843	7,574		2,943	4,125	3,132	4,083
32	Abnormal	11,534	10,565	8,088	4,849	4,560	4,579	7,529
	Land and buildings, per acre							
33	All types	112	168	37	20	78	17	70
34	General	79	99		30	131	30	120
35	Cash grain	70	145		80	82		82
36	Cotton	123						
37	Crop-specialty	222	117			189		98
38	Fruit	479	492		52	329	77	257
39	Truck	376	521			246		131
40	Dairy	119	191	37	60	148	28	130
41	Animal-specialty	71	93		47	57	40	99
42	Stock-ranch	18	33	35	15	17	15	24
43	Poultry	345	1,202		54	110	54	89
44	Self-sufficing	53	142		22	59	23	61
45	Abnormal	137	671	63	25	107	26	108
	Farm buildings (including dwellings)							
46	All types	443,316,190	9,289,273	67,640	809,247	7,415,183	1,169,645	3,977,160
47	General	11,856,918	269,625		74,650	333,750	122,100	159,980
48	Cash-grain	16,214,905	165,995		37,100	1,148,130		1,204,885
49	Cotton	5,721,428						
50	Crop-specialty	26,859,128	425,900			424,325		248,250
51	Fruit	186,464,203	2,095,095		103,075	3,119,028	146,850	808,475
52	Truck	13,381,900	1,090,135			52,250		23,420
53	Dairy	50,075,343	562,805	26,550	87,527	403,263	33,220	411,260
54	Animal specialty	7,332,181	185,225		73,920	167,050	40,300	423,100
55	Stock-ranch	22,323,298	229,100	32,225	276,985	520,562	679,375	343,950
56	Poultry	55,502,427	2,417,155		21,400	489,525	14,275	87,090
57	Self-sufficing	8,302,651	76,250		41,065	71,400	43,200	15,050
58	Abnormal	27,225,107	639,235	5,765	60,550	423,400	74,000	57,550
59	Institution or country estate	5,781,050	106,000					
60	Part-time	17,694,318	506,935	5,765	40,650	425,250	71,700	57,550
61	Boarding and lodging	1,209,898						
62	Forest-product	415,085			19,900	4,750	2,300	
63	Horse farm, feed lot, or livestock dealer	2,124,756	26,300			3,400		
64	Unclassified	17,056,701	1,121,753		32,975	253,450	9,325	106,150
	Farmers' dwellings:							
65	All types	257,049,770	4,936,170	41,290	426,194	4,385,675	704,045	2,033,110
66	General	6,941,850	133,700		24,575	212,900	71,850	85,225
67	Cash-grain	8,305,177	84,270		18,810	594,455		657,790
68	Cotton	3,283,609						
69	Crop-specialty	14,802,008	241,700			218,225		120,150
70	Fruit	121,330,208	1,331,475		60,800	2,033,885	106,850	407,050
71	Truck	7,785,240	649,240			36,570		13,120
72	Dairy	23,848,602	207,825	18,000	44,850	197,450	22,200	196,325
73	Animal-specialty	3,780,496	104,000		37,500	103,950	21,600	268,150
74	Stock-ranch	9,893,852	122,800	19,500	122,380	209,875	386,745	151,500
75	Poultry	29,628,111	1,362,260		14,150	290,770	10,625	54,000
76	Self-sufficing	2,331,880	46,950		32,455	54,525	28,850	10,750
77	Abnormal	16,553,821	379,260	3,720	41,875	335,065	47,525	44,150
78	Institution or country estate	2,367,517	45,200					
79	Part-time	12,914,666	323,860	3,720	28,725	330,365	46,275	44,150
80	Boarding and lodging	475,295						
81	Forest-product	263,220			13,150	2,900	1,250	
82	Horse farm, feed lot, or livestock dealer	533,113	10,200			1,800		
83	Unclassified	8,358,216	272,690		18,789	97,995	7,800	44,900
	Implements and machinery							
84	All types	135,741,365	1,996,679	23,100	213,670	2,504,099	265,210	1,778,481
85	General	3,552,047	73,816		17,155	122,525	21,285	76,294
86	Cash-grain	13,314,979	125,678		14,010	909,492		901,446
87	Cotton	3,901,875						
88	Crop-specialty	12,358,356	178,564			174,681		131,560
89	Fruit	54,261,133	493,150		39,861	925,182	35,079	224,240
90	Truck	7,634,615	331,974			22,897		33,811
91	Dairy	16,419,230	201,343	8,300	27,710	137,708	9,525	89,460
92	Animal-specialty	2,659,719	55,308		24,707	62,515	13,850	162,708
93	Stock-ranch	5,621,852	93,330	13,550	71,437	120,674	153,885	93,961
94	Poultry	7,141,789	195,287		1,760	91,975	3,775	10,885
95	Self-sufficing	489,967	7,185		3,955	13,425	5,315	4,250
96	Abnormal	4,621,417	85,145	1,260	9,555	143,846	11,240	10,415
97	Unclassified	3,764,586	155,849		3,520	69,172	1,265	89,431

PROPERTY, 1930, BY TYPE OF FARM

bottom of p 8]

Contra Costa	Del Norte	Eldorado	Fresno	Glenn	Humboldt	Imperial	Inyo	Kern	Kings	Lake	Lassen	
Dollars	*Dollars*	*Dollars*	*Dollars*	*Dollars*	*Dollars*	*Dollars*	*Dollars*	*Dollars*	*Dollars*	*Dollars*	*Dollars*	
49,590,350	3,701,740	10,608,289	149,982,077	38,230,411	63,074,680	69,874,056	13,559,534	74,497,018	38,950,696	18,083,720	9,963,619	1
2,492,923	67,500	844,255	1,716,468	1,667,125	1,207,840	1,136,450	1,566,230	1,457,325	500,325	1,433,050	585,300	2
3,337,460			7,614,720	11,130,744		4,869,942		1,457,360	11,002,365	809,700	408,711	3
			9,728,686	91,750		3,178,390		18,248,578	4,172,790			4
5,490,190			2,856,139	745,600	808,890	18,479,703	2,119,678	4,323,450	648,825	857,400	392,770	5
17,667,375	84,200	5,384,060	89,665,235	8,539,235	673,900	7,192,000	531,496	14,974,363	10,438,903	9,631,775	42,000	6
4,771,105			861,200		193,250	16,245,217	95,200	677,900	27,180	58,000	19,600	7
4,439,935	3,378,740	400,260	10,752,820	3,176,860	18,758,345	7,537,840	1,974,045	3,970,548	8,135,159	806,350	1,904,565	8
575,900		56,800	839,369	2,097,100	231,800	2,203,915		1,621,850	455,500	698,880	184,100	9
6,145,890	114,000	2,473,034	8,470,189	6,949,146	7,960,982	2,284,700	5,832,653	20,877,304	1,995,461	1,918,790	5,784,038	10
1,307,717	23,900	150,750	1,465,079	1,378,195	787,963	453,960	420,620	843,190	248,000	476,100	136,875	11
185,775		404,020	263,390	115,200	574,455	65,885		270,730	85,500	266,300	43,710	12
1,877,200	19,900	558,170	1,869,535	450,661	1,028,415	1,051,580	707,098	1,173,965	377,538	845,850	228,050	13
320,000						54,700		112,000				14
1,401,600	19,900	428,910	1,664,060	450,661	726,205	823,295	368,698	901,600	377,538	710,850	160,320	15
			48,900		46,900	97,575				135,000		16
		129,260	63,625		255,310							17
155,600			92,950			76,010	343,400	160,365			62,730	18
1,298,880	63,500	337,440	6,879,247	888,795	848,840	3,174,474	312,515	4,600,453	363,150	781,525	238,900	19
26,238	24,678	11,973	13,836	26,132	16,173	19,797	62,200	31,079	18,068	17,109	21,109	20
28,987	8,438	8,359	9,483	12,081	7,894	19,594	47,462	14,573	9,265	17,692	13,936	21
53,830			87,526	47,977		26,906		30,862	152,811	18,218	15,720	22
			27,024	13,107		12,765		22,227	38,637			23
36,601			9,967	13,807	13,946	24,071	62,343	22,286	9,542	28,580	12,670	24
23,034	6,840	16,773	12,914	31,744	10,530	44,671	48,318	51,107	13,790	19,187	14,000	25
33,364			9,065		7,433	25,704	23,800	15,765	4,530	11,600	3,920	26
30,833	20,638	14,295	10,636	13,128	21,292	13,389	68,071	19,853	10,676	12,799	16,140	27
28,795		7,038	9,431	41,853	9,658	24,488		20,273	11,679	19,413	15,342	28
61,459	22,800	25,495	46,285	72,387	37,552	27,862	108,048	145,995	57,013	39,159	47,802	29
9,616	4,780	5,198	6,104	8,614	5,710	6,219	32,355	7,955	4,960	11,336	5,951	30
8,444		4,081	3,658	6,400	3,264	2,745		7,735	3,563	6,340	3,122	31
10,258	4,975	4,430	4,441	5,180	4,897	6,009	28,284	7,932	4,149	5,422	5,196	32
131	100	33	96	65	41	156	143	44	68	75	21	33
126	86	26	86	93	49	130	361	188	150	83	32	34
92			54	64		109		69	73	65	25	35
			106	84		93		209	99			36
140			142	171	146	159	204	135	113	128	41	37
382	380	119	288	432	73	519	147	340	245	193	140	38
177			218		311	175	375	470	116	52	145	39
97	109	20	124	139	174	155	301	83	80	97	42	40
87		27	54	76	74	127		49	66	40	49	41
43	28	14	12	25	14	122	93	16	10	20	17	42
604	613	41	164	131	328	169	436	190	144	59	38	43
272		32	56	172	32	71		77	135	56	18	44
409	167	29	83	162	42	182	293	115	126	69	24	45
7,485,155	582,700	2,111,047	29,190,991	5,337,254	6,011,061	3,970,818	1,532,565	6,418,646	4,362,206	2,654,690	1,800,670	46
330,600	16,200	188,225	362,890	397,150	308,950	106,875	208,100	223,368	93,425	274,500	147,300	47
229,850			327,270	1,130,890		238,636		107,035	317,111	31,150	66,850	48
			852,395	15,200		161,325		1,886,068	289,645			49
541,750			515,390	138,750	188,450	717,110	202,250	577,830	97,800	74,950	116,250	50
3,215,499	10,950	1,139,770	15,637,494	1,077,725	178,020	366,096	34,100	1,064,361	1,848,847	1,319,865	12,600	51
466,730			90,140		40,500	786,858	16,030	102,000	5,000	7,950	3,900	52
643,625	491,650	66,650	2,018,769	763,550	3,119,615	665,995	269,630	609,467	1,243,900	175,550	527,350	53
87,800		18,000	178,900	477,750	48,090	222,775		180,200	69,850	127,000	42,900	54
469,475	16,400	304,492	366,478	611,854	1,006,071	129,500	450,930	768,700	67,400	170,000	704,175	55
509,000	15,300	50,700	588,075	370,160	387,150	108,750	40,060	362,227	83,425	108,850	54,450	56
73,380		122,590	78,675	47,020	159,645	15,260		51,675	30,300	69,775	11,000	57
600,496	8,700	147,360	632,280	163,620	318,055	367,525	128,165	306,415	103,200	241,075	67,220	58
82,000						18,500		21,000				59
491,800	8,700	180,260	573,930	163,620	267,280	217,700	71,725	282,960	103,200	171,575	51,600	60
			14,650		26,725	12,475				69,500		61
		17,100	15,700		24,050							62
26,696			28,000			23,850	56,440	51,465			15,620	63
316,960	23,500	78,260	502,235	143,585	258,515	186,115	183,300	279,280	92,306	59,026	44,675	64
4,340,380	307,700	1,312,095	14,188,302	2,585,918	3,078,815	2,792,964	812,068	3,335,831	2,612,275	1,698,250	918,920	65
185,790	8,100	115,675	244,840	232,800	153,670	67,300	110,840	145,825	62,825	173,350	80,600	66
126,900			100,025	542,915		161,785		58,500	81,205	11,775	32,650	67
			413,865	8,000		117,620		1,087,192	130,200			68
333,705			266,035	74,650	113,400	534,800	133,550	315,140	66,600	37,950	69,625	69
2,031,295	8,200	746,845	10,488,337	519,528	116,655	251,490	20,800	533,220	1,263,745	908,050	8,000	70
240,905			55,125		29,950	501,684	8,774	61,950	3,000	4,250	2,150	71
251,060	249,450	32,850	1,153,230	384,825	1,525,700	507,235	120,138	318,224	715,285	101,025	270,550	72
39,100		7,600	96,925	196,400	22,835	153,100		88,840	38,000	78,450	26,850	73
248,225	8,100	143,950	198,055	192,825	412,870	69,900	195,765	161,965	28,650	78,950	328,975	74
288,680	10,300	29,450	352,100	216,140	221,250	69,275	26,120	161,800	56,450	54,425	27,450	75
51,950		90,935	55,240	25,070	106,325	13,685		37,250	25,525	49,125	5,450	76
404,300	6,600	101,380	459,150	111,565	229,400	207,745	69,329	193,890	79,400	167,250	41,950	77
67,000						1,350		10,000				78
327,400	6,600	89,630	424,525	111,565	194,175	182,670	40,609	178,300	79,400	129,600	32,550	79
			10,250		19,100	8,175				37,650		80
		11,750	3,800		16,126							81
9,900			15,575			15,550	19,720	5,590			9,400	82
133,450	16,950	43,410	283,375	79,300	116,760	137,345	126,750	182,015	61,390	27,650	23,670	83
2,391,557	197,071	550,968	7,274,533	2,250,250	1,603,368	3,359,778	369,848	3,100,673	2,243,691	773,386	613,791	84
102,596	3,100	50,240	102,115	101,745	73,629	66,087	24,055	90,485	40,210	74,600	52,980	85
222,460			341,640	878,191		315,235		97,875	748,579	18,975	41,560	86
			593,343	6,250		176,779		1,307,498	257,500			87
218,947			130,337	31,015	58,430	859,440	34,075	292,306	28,795	25,845	28,400	88
935,060	2,326	338,663	4,943,887	506,064	60,910	220,750	4,060	576,945	590,318	423,436	1,157	89
295,230			65,145		14,280	997,832	900	42,436	1,955	3,660	1,850	90
162,965	179,351	24,510	571,077	223,635	944,555	436,998	89,525	265,490	395,486	40,808	156,845	91
30,100		3,535	64,035	179,330	16,195	123,560		91,406	41,135	26,630	14,850	92
147,855	4,600	62,972	133,302	237,787	340,782	131,275	80,873	181,681	42,530	62,394	264,510	93
77,011	1,330	9,965	108,657	93,227	55,949	48,545	1,650	59,066	28,590	21,531	13,925	94
8,965		18,473	9,335	5,850	36,156	8,240		10,213	3,126	12,596	5,600	95
112,094	2,375	25,360	300,290	41,896	62,603	39,040	21,830	75,812	33,760	34,805	18,354	96
73,275	4,000	15,955	111,340	45,270	39,879	166,997	5,900	109,565	36,128	8,925	14,280	97

COUNTY TABLE II.—VALUE OF SPECIFIED FARM

[See NOTE,

	ITEM AND TYPE OF FARM (See definitions in Introduction)	Los Angeles	Madera	Marin	Mariposa	Mendocino	Merced	Modoc	Mono
	Land and buildings	*Dollars*	*Dollars*	*Dollars*	*Dollars*	*Dollars*	*Dollars*	*Dollars*	*Dollars*
1	All types	477,943,028	27,932,089	16,132,165	3,265,473	30,771,843	68,013,273	11,443,086	2,603,638
2	General	1,892,203	675,830	425,765	236,400	2,133,947	1,695,950	880,740	
3	Cash grain	604,670	4,795,343			476,150	5,436,910	452,950	
4	Cotton		5,672,670				2,089,368		
5	Crop specialty	64,409,007	483,535	700,694	28,000	1,168,247	5,403,870	1,510,187	712,515
6	Fruit	222,452,186	5,794,115	594,250	76,500	9,233,421	16,351,629	36,200	93,000
7	Truck	53,906,886	132,440	177,500		93,500	1,159,086		
8	Dairy	26,634,762	3,342,720	10,759,598	135,000	3,633,773	23,062,216	1,197,690	92,500
9	Animal-specialty	736,800	325,350		181,470	444,803	1,364,075	540,200	
10	Stock-ranch	2,653,875	4,792,078	261,550	2,042,179	10,427,649	6,698,537	6,291,246	1,250,310
11	Poultry	35,786,746	249,350	2,230,101	33,000	664,600	1,712,300	19,800	150,153
12	Self-sufficing	401,500	138,130	53,000	84,500	541,140	209,950	117,170	
13	Abnormal	15,045,201	466,408	664,600	138,524	1,255,308	901,215	122,900	98,660
14	Institution or country estate	2,935,758		397,800					
15	Part-time	9,844,285	385,269	266,800	117,524	665,483	888,215	122,900	98,660
16	Boarding and lodging	227,000			21,000	313,500			
17	Forest-product		55,500			276,325			
18	Horse farm, feed lot, or livestock dealer	2,038,158	25,639				13,000		
19	Unclassified	53,419,192	1,064,120	265,107	309,900	699,305	1,928,167	274,003	206,500
	Land and buildings, per farm								
20	All types	37,773	18,268	23,380	11,458	18,404	17,758	18,427	34,258
21	General	28,242	11,264	21,288	7,880	13 592	11,860	12,764	
22	Cash-grain	40,311	78,612			16,419	43,495	13,726	
23	Cotton		20,045				17,411		
24	Crop-specialty	70,701	8,954	58,391	5,600	24,338	11,449	18,417	64,774
25	Fruit	48,265	14,167	13,506	8,500	22,037	20,991	5,171	31,000
26	Truck	41,821	8,829	19,722		6,233	7,478		
27	Dairy	31,860	12,662	33,106	27,000	16,517	18,202	12,347	30,833
28	Animal-specialty	30,700	10,495		9,074	12,709	25,261	19,293	
29	Stock-ranch	102,072	45,639	52,310	19,827	39,953	99,978	30,839	43,114
30	Poultry	10,937	5,667	11,151	4,714	7,146	7,318	4,950	30,031
31	Self-sufficing	8,365	4,456	7,571	4,024	4,295	4,772	4,340	
32	Abnormal	19,954	6,760	15,105	4,074	5,893	4,231	4,389	8,222
	Land and buildings, per acre.								
33	All types	907	45	61	14	33	82	25	39
34	General	506	81	83	21	42	181	34	
35	Cash grain	40	32			100	45	23	
36	Cotton		116				96		
37	Crop-specialty	597	87	114	23	128	164	49	219
38	Fruit	1,682	190	502	26	126	259	31	97
39	Truck	1,529	183	191		177	265		
40	Dairy	715	133	48	27	64	155	32	96
41	Animal-specialty	146	67		19	31	129	71	
42	Stock-ranch	25	15	32	12	16	18	21	25
43	Poultry	2,415	120	491	23	71	243	20	180
44	Self-sufficing	134	30	282	27	29	187	22	
45	Abnormal	1,021	28	237	15	40	273	21	36
	Farm buildings (including dwellings)								
46	All types	49,654,932	3,048,383	3,215,852	542,390	5,189,707	9,908,397	1,915,057	287,810
47	General	242,210	117,000	112,300	65,250	365,925	366,200	181,845	
48	Cash grain	44,250	156,550			80,150	462,650	94,150	
49	Cotton		499,972				244,453		
50	Crop-specialty	2,207,200	90,675	99 359	2 600	223,147	931,079	225,370	53,170
51	Fruit	21,758 071	919,838	158,600	14,300	1,597 015	2,112,883	11,100	12,500
52	Truck	1,733,581	13,050	26 600		24,750	251 680		
53	Dairy	3,296,381	520,683	1,582,556	34,300	739,645	3,709 365	269 050	19,000
54	Animal-specialty	81,425	77,850		47 050	91,300	191,490	94 500	
55	Stock ranch	229 289	269,990	24,500	252,125	1,135,062	367,657	900,697	100,800
56	Poultry	13,382,819	73 910	889 130	9 050	230,225	615 330	4,200	26,790
57	Self-sufficing	92,765	49 655	17,500	19 650	166 060	74,320	33 920	
58	Abnormal	3,850,128	124,895	244,050	33,725	380 115	358,090	40,650	29,950
59	Institution or country estate	962,421		138 000					
60	Part-time	2,232,460	94,795	106,050	25,325	230 665	354,190	40,650	29,950
61	Boarding and lodging	77,300			8,400	95,025			
62	Forest-product		19,500			54,425			
63	Horse farm, feed lot, or livestock dealer	577,947	10,600				3,900		
64	Unclassified	2,736,813	134,315	61,257	64,340	156,313	223,200	59,575	45,600
	Farmers' dwellings								
65	All types	30,684,267	1,704,437	1,267,012	323,080	2,821,435	5,286,415	1,053,310	156,675
66	General	137,500	74,805	52,900	37,495	203,420	200,250	100 475	
67	Cash grain	24,925	84,750			46,300	225 750	52,635	
68	Cotton		291,047				137,350		
69	Crop-specialty	1,402,265	51,050	18,250	1,900	71,975	537 675	135 515	33,700
70	Fruit	15,391,888	529,415	113,450	11,150	888,625	1,252 294	7,700	7,500
71	Truck	1,035,016	6,850	20,250		19,850	155,150		
72	Dairy	1,413,939	279,470	493,155	11,650	371 680	1,816,300	148,075	9,600
73	Animal-specialty	24,530	47,850		32,550	46,485	98,200	53 020	
74	Stock ranch	109,325	129,375	8,000	147,090	620 750	83,546	467 950	50,700
75	Poultry	7,400,138	42,400	413,807	4,875	123,840	347,925	2,700	8,575
76	Self-sufficing	73,380	32,725	12,900	12,555	115,955	50 745	21,375	
77	Abnormal	2,521,972	67,845	109,150	20,475	254,105	252,390	28,700	21,950
78	Institution or country estate	706,547		38,500					
79	Part-time	1,671,290	51,595	70,650	16,375	162 680	251,040	28,700	21,950
80	Boarding and lodging	33,500			4,100	57,800			
81	Forest-product		8 000			33,625			
82	Horse farm, feed lot, or livestock dealer	110,635	8 250				1,350		
83	Unclassified	1,149,389	66,855	25,150	43,340	58,450	128,840	35,165	24,650
	Implements and machinery								
84	All types	9,334,017	1,517,617	867,960	155,252	1,481,534	3,491,718	729,329	99,867
85	General	41,320	45,706	37,280	22,640	118,713	130 240	89,550	
86	Cash grain	27,990	283 800			20,692	415 541	52,778	
87	Cotton		323,888				194 204		
88	Crop-specialty	981 284	34,285	17,216	1,025	51,177	285,404	87,487	22,300
89	Fruit	4,224,610	396,958	17,035	6,000	575,881	791,181	1,695	3,700
90	Truck	967,278	15 478	8,025		6 705	89,696		
91	Dairy	944 375	183,035	579,892	3,100	256,465	1,060,838	86,210	3,050
92	Animal specialty	19 290	30 138		16,737	22,535	78,025	39 685	
93	Stock ranch	46,650	109,705	5,250	74,790	269 724	166,643	325,530	48,321
94	Poultry	1,066,283	16,303	163,997	1,355	34,753	122,950	1,213	6,487
95	Self-sufficing	8,813	6,101	1,505	5,280	21,568	14,225	9,302	
96	Abnormal	374,382	25 020	25,205	10 700	84,372	56,326	19 194	7,224
97	Unclassified	611 742	47,140	12,555	13 625	18,949	86,445	16,685	8,785

PROPERTY, 1930, BY TYPE OF FARM—Continued

bottom of p 8]

Monterey	Napa	Nevada	Orange	Placer	Plumas	Riverside	Sacramento	San Benito	San Bernardino	San Diego	San Francisco	
Dollars	*Dollars*	*Dollars*	*Dollars*	*Dollars*	*Dollars*	*Dollars*	*Dollars*	*Dollars*	*Dollars*	*Dollars*	*Dollars*	
70,249,064	36,518,495	5,005,843	273,604,839	25,088,134	3,738,399	115,516,901	76,559,760	30,159,458	170,909,580	84,447,001	4,736,665	1
1,662,740	801,243	590,878	1,182,500	422,000	221,225	1,191,620	1,560,833	520,980	1,704,800	2,869,105	-	2
4,628,906	834,000	-	-	911,620	50,349	5,029,450	9,868,725	766,810	81,100	1,624,150	-	3
-	-	-	-	-	-	3,489,160	-	-	-	-	-	4
11,874,463	554,250	-	41,782,935	146,800	340,740	13,320,086	5,530,974	1,454,800	12,742,138	6,985,600	425,000	5
5,466,703	21,864,571	1,465,015	197,991,122	18,021,344	-	64,383,009	25,843,428	14,774,044	123,705,836	31,402,148	-	6
15,171,356	123,965	11,500	10,711,800	108,200	-	6,735,587	13,866,275	1,710,200	1,686,198	7,036,217	2,234,500	7
11,755,917	2,339,300	670,200	5,203,500	493,600	1,212,580	3,738,807	6,579,785	1,617,540	5,876,768	7,236,285	620,000	8
502,096	1,528,800	43,200	404,200	163,630	148,500	580,650	344,100	416,348	511,900	925,755	-	9
11,262,928	2,720,116	1,034,200	1,839,000	2,444,780	1,440,475	1,630,105	2,779,264	6,369,943	1,260,000	8,073,249	-	10
1,710,805	2,143,460	261,740	8,746,100	738,970	-	5,615,590	4,897,704	882,250	9,757,137	6,867,588	34,060	11
152,930	229,200	255,090	176,600	223,200	24,240	436,845	228,750	49,806	246,550	727,730	-	12
8,801,165	2,707,590	448,360	4,634,372	598,250	191,300	5,234,477	2,322,390	193,399	9,842,157	4,803,035	49,700	13
8,280,000	1,804,840	-	-	-	-	2,276,236	-	-	2,436,000	496,275	-	14
266,200	902,750	344,800	8,520,572	496,350	191,300	2,059,341	1,893,112	148,649	4,119,180	3,248,590	-	15
-	-	-	-	57,500	-	809,900	238,300	-	149,500	637,950	-	16
78,700	-	103,560	-	44,400	-	-	44,000	44,750	-	-	-	17
176,265	-	-	1,118,800	-	-	89,000	146,978	-	3,187,527	420,220	49,700	18
2,259,055	672,000	225,660	5,932,760	815,740	108,820	4,131,515	2,737,532	1,396,338	3,495,496	5,896,139	1,378,405	19
37,149	91,660	9,987	55,162	15,410	91,001	94,340	19,799	97,997	94,201	91,642	49,899	20
22,469	14,568	8,689	36,953	8,792	13,013	11,798	20,011	20,038	23,678	13,470	-	21
34,288	34,750	-	-	23,990	16,783	50,803	64,501	40,358	20,275	81,208	-	22
-	-	-	-	-	-	14,478	-	-	-	-	-	23
48,979	27,713	-	121,462	10,486	24,339	28,831	38,951	30,308	33,356	32,796	106,250	24
22,778	22,847	16,839	58,595	17,633	-	34,174	17,298	28,743	29,279	30,938	-	25
49,258	7,292	3,833	45,389	6,365	-	19,580	38,841	25,150	18,328	19,599	82,759	26
43,702	28,880	11,556	44,097	10,730	20,907	32,797	21,363	21,007	25,114	30,026	206,667	27
14,346	72,800	10,800	21,274	11,688	18,563	30,561	15,641	24,491	39,377	25,716	-	28
68,676	39,422	16,416	167,182	59,629	36,935	37,048	57,901	55,877	63,000	79,933	-	29
11,482	10,559	7,271	11,562	6,168	-	8,857	7,605	11,763	8,635	8,850	8,515	30
6,117	6,549	3,924	9,811	4,852	4,040	5,327	4,399	4,981	6,664	7,502	-	31
50,682	21,320	4,003	14,892	4,155	9,110	15,862	5,909	5,227	15,874	11,144	6,213	32
54	118	34	950	72	99	182	134	46	578	101	3,724	33
45	64	35	288	70	36	181	121	34	219	95	-	34
33	50	-	-	27	52	58	94	38	111	94	-	35
-	-	-	-	-	-	68	-	-	-	-	-	36
121	200	-	524	61	58	187	226	82	303	115	4,474	37
243	197	98	1,416	242	-	476	325	430	1,041	494	-	38
346	230	38	729	211	-	298	301	277	428	439	4,356	39
139	83	33	838	36	23	216	89	117	313	91	1,956	40
83	108	35	869	60	75	149	134	14	274	127	-	41
15	27	17	64	13	15	15	16	14	38	17	-	42
129	234	59	1,504	73	-	314	205	119	753	842	3,406	43
54	110	43	1,269	74	32	129	124	21	90	99	-	44
114	214	41	1,010	133	70	58	256	28	591	150	2,924	45
7,099,255	7,077,964	1,306,360	19,023,066	4,981,897	789,250	13,830,054	13,556,817	4,104,033	23,917,241	12,870,461	364,495	46
200,780	153,150	153,610	86,550	133,250	45,900	255,005	282,525	118,400	208,850	384,701	-	47
423,935	134,200	-	-	86,425	10,000	319,560	618,520	157,900	3,800	59,900	-	48
-	-	-	-	-	-	220,735	-	-	-	-	-	49
1,058,498	68,500	-	1,066,590	23,000	80,350	1,275,966	708,239	110,250	1,190,041	645,275	9,000	50
738,903	4,884,617	356,350	14,459,225	3,018,995	-	6,744,976	5,267,910	1,977,855	13,014,659	4,478,582	-	51
969,825	21,250	3,900	400,425	16,950	-	671,326	1,281,900	236,700	208,850	706,456	26,950	52
1,489,129	395,150	195,895	422,857	97,175	266,250	570,260	1,239,263	314,550	996,961	1,016,625	6,000	53
77,600	118,650	7,500	58,075	42,900	31,600	60,820	90,700	46,398	69,300	122,900	-	54
810,400	290,400	138,250	61,000	160,900	257,750	109,710	207,890	658,170	174,287	629,949	-	55
491,580	824,575	77,470	1,015,053	253,775	-	1,977,650	2,132,842	271,000	4,217,928	2,416,365	6,750	56
44,550	88,860	103,100	36,175	79,370	7,200	109,760	95,600	20,175	62,900	166,165	-	57
441,075	422,852	192,885	783,406	232,015	60,300	931,606	1,069,002	51,385	2,423,890	1,097,403	13,220	58
335,500	95,182	-	-	-	-	141,966	-	-	552,800	77,900	-	59
60,075	327,700	155,535	717,606	197,715	60,300	631,840	905,726	46,835	1,226,060	777,430	-	60
-	-	-	-	23,000	-	106,600	116,600	-	60,500	167,373	-	61
2,500	-	37,350	-	11,300	-	-	3,000	2,550	-	-	-	62
23,000	-	-	65,800	-	-	51,000	43,676	-	584,530	74,700	13,220	63
282,980	175,030	77,400	613,710	137,142	22,900	592,680	562,426	141,250	625,775	1,145,840	802,575	64
3,382,991	4,285,070	349,240	13,235,936	2,768,431	368,250	8,731,977	7,335,943	2,001,463	14,850,461	8,319,471	171,500	65
109,350	87,375	93,375	62,950	65,735	26,250	176,585	153,475	57,750	146,925	276,545	-	66
218,550	88,500	-	-	50,350	4,500	152,100	837,250	29,400	1,500	29,900	-	67
-	-	-	-	-	-	156,545	-	-	-	-	-	68
515,479	37,300	-	541,640	14,250	49,700	772,345	253,966	51,700	679,260	334,565	7,200	69
411,775	2,710,725	264,200	10,640,221	1,988,584	-	4,598,595	3,152,913	1,112,293	9,312,921	3,298,723	-	70
578,475	16,650	1,800	257,735	14,650	-	431,848	523,225	91,550	131,325	494,960	17,550	71
529,017	201,700	102,126	189,630	60,750	114,400	260,950	649,400	150,150	435,615	494,845	3,500	72
44,910	67,300	4,600	40,725	22,765	16,200	20,850	39,150	26,050	32,650	46,750	-	73
345,835	170,750	71,100	37,700	100,250	101,650	66,880	102,034	225,300	20,525	261,180	-	74
228,805	474,740	45,950	608,210	142,825	-	1,123,499	1,090,460	142,800	2,288,997	1,461,443	4,500	75
28,740	67,150	72,200	28,650	51,825	5,000	78,320	70,250	14,200	45,875	123,415	-	76
230,625	255,875	141,410	587,990	175,400	37,550	527,950	664,205	36,795	1,393,055	609,895	2,500	77
165,000	13,500	-	-	-	-	16,520	-	-	410,100	9,150	-	78
57,465	242,375	116,320	548,040	152,950	37,550	466,280	633,905	35,095	947,485	594,195	-	79
-	-	-	-	13,750	-	41,750	15,900	-	15,000	40,750	-	80
2,060	-	25,000	-	8,700	-	-	600	1,700	-	-	-	81
6,100	-	-	39,950	-	-	3,400	13,800	-	20,500	25,800	2,500	82
138,130	107,005	52,480	240,485	81,017	11,000	375,510	298,915	63,475	361,760	820,250	135,960	83
2,833,038	1,807,794	263,342	5,493,096	1,142,006	167,335	3,046,645	4,070,030	1,757,540	4,471,878	2,919,294	30,500	84
54,785	37,370	40,865	20,161	22,195	9,960	47,400	60,873	29,015	42,817	156,426	-	85
357,490	34,610	-	-	80,035	1,700	294,640	648,561	58,780	3,000	65,199	-	86
-	-	-	-	-	-	262,739	-	-	-	-	-	87
859,325	10,890	-	898,217	7,750	21,650	474,356	373,982	111,645	406,851	267,860	1,400	88
282,506	1,017,312	58,420	2,671,663	761,766	-	1,610,761	1,291,276	1,055,663	2,734,626	562,939	-	89
875,485	6,410	260	315,098	8,000	-	292,397	638,339	81,640	77,940	265,679	31,025	90
459,562	107,354	65,080	101,294	86,650	49,835	194,700	309,181	131,375	340,379	376,272	6,110	91
40,440	110,300	1,675	16,060	16,750	9,050	12,455	9,150	16,958	27,520	86,040	-	92
301,690	79,540	42,107	33,100	79,458	62,790	47,150	153,758	165,674	28,000	134,702	-	93
102,910	99,827	15,515	161,576	37,533	-	221,894	316,801	58,410	404,041	318,513	2,400	94
7,040	3,758	12,575	2,683	12,755	1,360	16,564	9,358	3,900	7,145	30,500	-	95
85,740	69,853	29,840	118,460	44,634	4,970	157,216	167,681	10,980	259,222	171,151	1,300	96
75,065	19,670	7,005	84,841	34,490	6,120	114,373	71,030	33,500	135,335	234,108	38,265	97

COUNTY TABLE II.—VALUE OF SPECIFIED FARM

[See NOTE,

	ITEM AND TYPE OF FARM (See definitions in Introduction)	San Joaquin	San Luis Obispo	San Mateo	Santa Barbara	Santa Clara	Santa Cruz	Shasta	Sierra
	Land and buildings	*Dollars*	*Dollars*	*Dollars*	*Dollars*	*Dollars*	*Dollars*	*Dollars*	*Dollars*
1	All types	138,488,521	56 922,480	23,328,749	80,115,499	154,966,825	29,160,940	14,734,346	1,444,786
2	General	2,965,972	1,618,345	893,825	1,961,900	1,049,799	712,500	1,404,850	31,500
3	Cash-grain	26,569,531	6,805,605	259,000	1,534,060	213,800		659,080	
4	Cotton	348,420							
5	Crop-specialty	21,870,642	3,489,160	840,650	15,844,000	4,706,045	1,762,150	560,485	101,650
6	Fruit	48,741,526	7,507,875	1,833,050	23,661,326	119,606,952	14,694,160	1,280,375	
7	Truck	7,109,123	3,681,705	5,732,825	4,077,940	7,105,828	3,103,600	221,600	
8	Dairy	16,699,945	13,917,374	4,543,700	6,192,880	7,995,728	2,001,500	1,193,015	438,280
9	Animal-specialty	2,075,390	688,781	34,000	789,200	162,800	242,300	3,574,066	
10	Stock ranch	3,090,748	14,443,508	1,668,710	19,968,880	4,616,920	1,129,200	3,764,350	840,720
11	Poultry	2,853,455	2,106,850	1,662,000	670,425	3,102,750	3,368,480	283,850	
12	Self-sufficing	420,300	131,125	32,200	67,700	96,835	112,250	476,425	64,800
13	Abnormal	2,838,959	1,262,020	2,785,070	2,792,744	4,045,570	1,068,350	815,890	17,800
14	Institution or country estate	802 125		1,248,460	1,740,494	1,123,670	265,000		
15	Part-time	1,896,834	1,038,320	1,226,910	865,250	2,424,650	549,250	631,500	17,800
16	Boarding and lodging	19,000		95,000	94,000	61,000	65,000	72,700	
17	Forest-product		223,700			43,500	189,100	67,500	
18	Horse farm, feed lot, or livestock dealer	121,000		214,700	103,000	392,750		44,100	
19	Unclassified	2,903,510	1,279,132	3,023,719	2,554,464	2,261,298	966,450	500,360	141,027
	Land and buildings, per farm								
20	All types	24,169	29,601	27,739	56,900	24,846	15,720	12,147	15,704
21	General	16,483	16,023	22,346	39,238	26,918	17,378	9,893	7,875
22	Cash-grain	53,894	29,209	28,778	35,676	53,450		19,885	
23	Cotton	15,837							
24	Crop-specialty	34,605	23,675	24,019	35,445	33,376	27,971	10,990	16,942
25	Fruit	23,411	27,704	27,359	82,732	26,462	17,640	10,162	
26	Truck	23,856	24,382	23,592	48,547	16,040	27,960	7,914	
27	Dairy	15,372	34,620	51,633	49,943	40,795	28,190	15,907	15,262
28	Animal-specialty	25 005	26,492	5,667	41,537	11 629	22,027	22,199	
29	Stock-ranch	61,815	98,255	139,059	219,438	85,499	161,314	28,735	27,072
30	Poultry	7,839	10,534	13,456	10,158	8,815	6,889	4,980	
31	Self sufficing	5,838	4,856	5,367	6,155	4,210	4,880	4,143	4,629
32	Abnormal	9,041	10,517	45,657	28,791	13,440	9,290	4,856	2,225
	Land and buildings, per acre								
33	All types	198	39	195	75	300	234	24	12
34	General	181	64	59	104	189	116	29	27
35	Cash grain	117	31	56	91	206		42	
36	Cotton	154							
37	Crop-specialty	218	98	236	105	426	230	64	22
38	Fruit	458	158	474	558	640	297	100	
39	Truck	235	205	205	265	458	468	109	
40	Dairy	195	71	117	106	222	114	63	25
41	Animal-specialty	143	57	50	69	82	90	41	
42	Stock ranch	42	17	20	28	20	52	11	11
43	Poultry	399	181	699	163	1,067	775	37	
44	Self-sufficing	262	86	350	30	78	141	32	24
45	Abnormal	352	89	1,019	188	383	231	25	69
	Farm buildings (including dwellings).								
46	All types	18,007,505	6,416,710	4,201,395	7,985,496	25,106,490	5,375,963	2,714,200	337,400
47	General	542,302	240,555	119,200	204,014	174,250	123,675	318,175	12,500
48	Cash-grain	1,638,820	707,645	30,300	115,350	1,500		82,850	
49	Cotton	40,200							
50	Crop-specialty	2,185,386	323,985	82,250	1,281,650	339,175	181,275	115,780	17,650
51	Fruit	6,634,614	791,960	389,220	2,731,505	19,056,395	2,156,751	218,865	
52	Truck	664 897	306,975	454,905	255,275	802,810	216,527	39,600	
53	Dairy	3,172,242	1,668,575	342,550	543,475	908,600	341,900	243,370	124,800
54	Animal-specialty	297,850	130,600	5,350	77,350	28,750	22,150	591,175	
55	Stock ranch	254,770	746,692	61,100	878,775	433,560	65,850	468,570	143,350
56	Poultry	1,087,220	855,988	853,900	226,150	1,343,020	1,570,785	88,780	
57	Self-sufficing	138,056	47,500	13,200	24,500	24,900	38,050	162,855	15,500
58	Abnormal	910,878	348,265	815,110	669,394	1,568,235	327,600	262,275	7,200
59	Institution or country estate	243,233		570,960	384,204	598,435	65,000		
60	Part-time	642,445	337,265	181,800	239,900	869,100	202,900	189,100	7,200
61	Boarding and lodging	12,000		9,700	20,000	13,500	31,000	37,050	
62	Forest-product		11,000			6,900	28,700	26,525	
63	Horse farm, feed lot, or livestock dealer	13,200		52,650	25,200	80,300		9,900	
64	Unclassified	431,270	247,970	1,034,310	288,058	425,295	320,700	121,905	16,400
	Farmers' dwellings								
65	All types	10,479,736	3,330,657	1,750,090	3,894,721	15,931,614	3,338,622	1,418,992	123,650
66	General	326,450	143,950	57,650	75,400	70,525	68,450	175,955	7,800
67	Cash-grain	894,690	349,350	13,400	66,750	900		41,300	
68	Cotton	31,700							
69	Crop-specialty	1,188,245	200,583	52,725	769,450	213,575	100,275	62,350	8,100
70	Fruit	4,409,450	515 180	223,950	1,603,858	12,441,764	1,434,925	122,550	
71	Truck	343,296	195,285	259,045	153,950	548,455	137,222	26,275	
72	Dairy	1,488,565	790 950	124,650	193,400	347,325	127,600	100,800	37,950
73	Animal-specialty	162,500	65,541	3,300	26,100	18,950	17,300	277,075	
74	Stock ranch	120,050	337,167	17,900	324,238	205,725	41,500	205,550	46,950
75	Poultry	601,750	347,251	415,050	150,950	817,395	968,750	50,450	
76	Self-sufficing	92,175	34,450	10,800	21,350	18,550	28,800	111,925	10,300
77	Abnormal	547,735	257,450	331,320	310,800	909,200	225,800	172,937	4,850
78	Institution or country estate	57,500		215,000	113,200	190,950	50,000		
79	Part-time	472,535	253,650	97,200	183,750	678,050	149,050	121,712	4,850
80	Boarding and lodging	10,400		7,500	8,100	5,000	9,500	23,650	
81	Forest-product		3,800			4,500	17,250	20,175	
82	Horse farm, feed lot, or livestock dealer	7,000		11,620	5,750	30,700		7,400	
83	Unclassified	273,130	93,500	240,300	128,475	239,250	188,000	71,825	7,700
	Implements and machinery								
84	All types	6,280,616	2,346,577	869,994	2,324,909	6,543,387	1,175,641	699,134	80,635
85	General	173,404	79,440	45 055	96,532	44,750	20,450	87,725	1,940
86	Cash grain	1,211,777	518,364	14,480	57,400	11,000		52,915	
87	Cotton	10,850							
88	Crop-specialty	1,059,839	117,969	20,297	693,795	88,110	34,398	22,885	1,050
89	Fruit	2,105,362	244 148	32,195	717,726	5,364,112	547,719	51,875	
90	Truck	335,520	191,896	261,418	180,705	299,965	72,775	11,060	
91	Dairy	809 216	546,770	168,385	218,208	246,518	97,376	66,525	34,350
92	Animal-specialty	92,815	56,455	1,325	21,490	10,715	10,250	182,595	
93	Stock ranch	49,250	288,887	10,230	140,362	76,807	11 200	116,085	37,965
94	Poultry	189,528	99,885	69,730	27,025	198,775	170,992	17,500	
95	Self-sufficing	18,515	6,310	775	2,375	1,975	5,730	25,890	2,380
96	Abnormal	128,474	80,060	112,349	78,859	121 115	65,015	40,860	2,850
97	Unclassified	117,066	16,393	133,855	84,412	79,545	139,766	23,419	100

PROPERTY, 1930, BY TYPE OF FARM—Continued

bottom of p 8]

Siskiyou	Solano	Sonoma	Stanislaus	Sutter	Tehama	Trinity	Tulare	Tuolumne	Ventura	Yolo	Yuba	
Dollars	*Dollars*	*Dollars*	*Dollars*	*Dollars*	*Dollars*	*Dollars*	*Dollars*	*Dollars*	*Dollars*	*Dollars*	*Dollars*	
17,068,175	45,107,090	107,403,153	97,699,528	57,300,157	30,078,188	3,024,567	151,032,619	3,531,485	144,962,592	67,574,316	16,709,768	1
1,236,605	764,025	1,372,550	3,461,535	1,135,480	1,218,240	365,700	1,722,660	412,800	275,555	1,074,310	528,330	2
1,749,170	8,764,598	845,352	8,809,985	17,993,050	3,179,340	61,000	4,938,766			21,578,083	4,260,570	3
			356,975	323,325			13,324,017					4
1,197,120	802,490	3,696,284	12,590,642	4,942,250	927,226	70,000	2,655,605	108,700	50,358,104	7,829,710	1,003,343	5
82,465	16,675,882	48,630,735	29,447,631	24,938,760	5,421,585	57,000	94,785,306	457,000	78,661,850	10,266,788	6,119,502	6
31,300	2,046,175	420,300	3,894,400	97,500	255,750		695,300		3,973,240	3,117,325	35,700	7
5,327,125	3,563,970	18,854,340	25,161,455	2,815,550	1,567,183	190,295	16,204,865	258,880	1,085,650	4,992,195	1,066,370	8
1,177,648	1,557,440	578,900	543,270	1,354,972	1,235,240	157,438	2,017,660	114,000	164,500	4,961,725	509,220	9
3,621,325	7,849,240	6,354,040	5,780,860	1,329,935	12,633,107	1,286,034	7,041,295	1,707,335	4,262,315	2,864,745	2,603,063	10
177,560	808,480	25,382,277	3,295,623	720,010	1,688,946		1,839,285	152,000	801,535	716,700	238,870	11
324,425	85,530	394,660	72,480	88,940	193,755	288,650	328,840	99,040	44,160	80,025	92,850	12
1,497,125	1,725,160	4,313,615	2,100,812	706,350	1,026,215	391,100	1,879,980	171,130	3,467,512	7,935,225	89,650	13
1,135,000	1,451,900	965,955	283,322						1,741,506	7,542,000		14
266,325	273,260	2,441,960	1,725,790	706,350	751,415	154,530	1,364,380	148,630	1,077,180	346,475	89,650	15
60,000		314,500	16,000		14,300	177,620	142,500					16
26,600		337,200			85,950	58,950	82,850	22,500				17
9,200		254,000	75,700		174,550		290,260		648,826	46,750		18
646,310	464,100	1,560,100	2,183,860	1,354,035	731,595	157,350	3,599,340	50,600	1,868,101	2,157,485	142,300	19
14,778	30,496	16,367	17,012	32,594	16,664	9,306	21,119	12,053	87,538	41,179	30,492	20
11,890	19,101	13,072	13,062	19,921	9,518	7,781	9,413	8,094	12,525	15,799	10,359	21
17,492	53,771	42,268	42,767	69,204	31,793	15,250	37,991			61,828	80,388	22
			12,749	107,775			18,327					23
11,401	26,750	31,324	15,487	42,976	16,267	14,000	12,409	9,882	115,766	53,628	29,510	24
7,497	28,555	21,171	18,474	26,334	11,863	11,400	27,977	13,057	94,888	25,288	41,070	25
6,260	35,279	15,567	17,783	8,125	21,318		9,793		65,135	28,864	2,330	26
18,433	28,265	24,652	16,057	22,701	14,647	13,593	15,887	11,256	36,188	27,280	19,752	27
18,401	22,904	16,091	14,683	36,621	14,198	7,156	17,699	6,000	23,500	46,371	28,290	28
22,493	58,576	46,044	61,499	60,452	53,530	24,731	29,585	25,108	115,198	54,052	36,154	29
5,381	6,172	10,076	7,307	9,114	6,676		6,762	7,600	15,414	11,749	6,286	30
3,729	5,031	5,333	4,530	8,065	4,122	4,009	4,216	4,306	5,520	7,275	5,158	31
15,595	23,632	9,081	6,002	11,393	4,686	5,508	5,387	5,186	38,105	113,360	3,320	32
97	105	139	128	167	95	16	197	17	326	138	64	33
25	84	85	274	166	61	36	100	31	82	135	49	34
26	60	145	55	132	62	36	42			111	100	35
			114	190			121					36
26	132	202	263	195	121	77	132	19	371	330	237	37
147	292	259	367	433	195	97	431	67	481	261	230	38
214	139	502	273	218	140		193		617	356	298	39
42	80	84	240	169	118	37	132	24	437	243	106	40
44	125	107	135	75	47	28	94	21	64	130	54	41
15	50	25	23	20	13	10	14	11	44	29	18	42
36	209	448	455	200	52		193	33	690	257	56	43
31	259	82	117	157	29	27	96	35	63	195	21	44
81	111	109	36	245	59	38	101	38	182	235	63	45
3,259,045	6,614,616	38,665,884	16,770,048	6,607,415	4,500,599	661,103	17,773,552	806,685	11,768,042	8,096,774	2,051,316	46
270,150	129,500	321,950	802,573	198,100	266,545	97,150	354,300	123,375	47,150	297,800	112,515	47
284,000	1,002,765	84,241	607,735	988,155	293,910	13,800	344,928			2,005,565	266,450	48
			57,975				1,444,460					49
181,215	117,050	642,313	2,012,533	352,025	206,568	16,400	443,845	25,600	3,075,078	788,510	115,526	50
30,215	2,544,386	9,054,769	5,063,865	3,699,060	1,116,850	10,800	10,150,814	101,075	6,943,548	1,668,763	896,200	51
5,750	189,650	57,050	516,935	10,650	31,050		76,465		225,000	243,145	6,110	52
904,007	691,130	2,306,500	4,832,312	438,375	356,946	53,675	2,410,400	82,065	167,850	903,650	186,300	53
267,725	342,800	131,795	105,415	188,850	208,530	40,450	313,650	40,200	35,000	785,823	50,800	54
550,275	865,255	754,620	324,650	137,300	1,097,550	140,803	515,585	254,600	170,790	248,130	266,545	55
73,650	368,850	11,322,544	1,420,276	205,025	451,810		604,185	62,550	221,330	221,400	55,930	56
70,555	43,050	148,750	31,250	18,900	62,450	87,850	98,655	43,150	15,500	17,000	26,970	57
431,090	204,000	1,312,124	764,667	176,750	297,335	146,850	546,695	63,750	655,231	654,925	27,450	58
311,000	92,500	196,123	65,792						223,719	503,725		59
76,800	111,500	900,451	676,325	176,750	247,850	52,000	440,810	56,050	290,525	131,700	27,450	60
32,390		127,200	3,400		5,100	84,500	55,710					61
9,000		54,200			25,685	10,350	20,600	7,700				62
1,900		34,150	19,150		18,700		29,875		140,667	19,500		63
93,418	116,150	827,236	229,860	194,225	111,055	53,325	469,570	10,300	211,565	262,068	40,520	64
1,456,470	3,461,403	13,802,032	9,651,251	3,892,958	3,428,390	317,988	10,831,932	454,225	5,977,974	4,028,158	997,040	65
132,375	75,000	191,360	500,755	115,250	154,850	48,500	228,355	82,875	28,200	185,850	59,275	66
155,455	534,950	25,825	305,715	570,100	144,615	6,200	195,697			1,022,900	169,500	67
			23,925				886,165					68
94,180	60,350	272,850	1,224,060	193,525	83,125	7,400	287,245	15,700	1,511,413	354,237	42,255	69
16,035	1,492,002	5,354,576	3,165,763	2,155,858	704,510	5,600	6,303,837	57,900	3,492,806	991,000	306,445	70
3,475	70,900	34,300	293,910	6,750	14,750		56,210		103,625	129,465	3,725	71
465,740	253,450	1,014,130	2,550,378	189,300	148,100	22,750	1,312,068	45,350	69,450	429,450	85,000	72
132,725	177,200	72,100	50,800	83,600	126,445	21,125	167,900	22,300	16,600	359,150	26,900	73
250,625	400,960	314,726	133,710	65,800	455,140	62,432	260,560	114,175	61,000	133,605	138,050	74
34,100	200,700	5,211,026	793,100	111,475	261,380		358,640	30,700	95,960	119,050	35,350	75
37,675	34,200	104,850	22,020	12,700	46,915	57,050	76,405	32,275	12,250	9,775	17,770	76
76,935	92,350	737,670	525,805	132,800	197,220	62,185	376,625	44,500	445,968	161,350	16,900	77
12,500	19,500	7,500	17,500						127,000	74,000		78
51,960	72,850	696,670	495,105	132,800	165,670	32,185	322,925	30,950	226,296	82,300	16,900	79
7,500		49,750	2,000		3,570	25,900	24,700					80
4,575		39,000			16,060	4,100	15,450	4,450				81
500		14,750	11,200		11,900		13,550		93,673	5,050		82
57,150	69,340	265,630	91,310	55,800	65,340	21,050	302,205	7,450	127,700	132,226	25,870	83
1,163,658	3,543,551	4,419,301	4,007,259	3,607,761	1,268,108	173,894	7,483,811	210,693	5,312,790	3,679,210	890,613	84
121,995	43,600	66,335	205,499	82,270	69,957	25,595	102,780	25,600	18,875	65,290	23,471	85
264,140	501,343	45,308	540,730	928,301	178,298	2,400	387,708			1,274,190	182,618	86
			20,610	2,500			836,516					87
66,015	36,475	190,939	588,154	261,345	53,913	3,050	128,278	7,000	1,669,858	436,973	49,567	88
2,565	912,139	2,290,952	1,586,778	1,754,547	288,282	3,000	4,491,246	34,345	3,145,813	645,025	448,339	89
490	185,530	30,300	215,843	6,700	11,730		47,319		113,754	184,000	995	90
244,053	222,445	609,646	1,283,784	131,793	110,100	15,780	828,331	37,678	60,245	271,966	65,070	91
52,220	112,420	29,510	31,950	109,770	94,530	10,578	118,620	7,000	7,000	241,650	16,285	92
213,730	257,295	143,515	105,730	47,575	334,234	58,030	144,049	66,175	45,283	79,637	65,453	93
16,300	43,530	1,710,765	230,985	42,426	128,074		114,236	10,475	42,745	52,605	9,365	94
15,115	3,045	14,555	1,485	3,100	8,910	22,246	18,850	5,495	525	4,260	4,105	95
96,275	120,999	304,097	118,937	220,096	62,223	27,980	117,177	14,275	169,549	237,153	9,065	96
50,760	14,450	90,340	78,765	27,338	27,555	5,055	143,710	2,450	56,343	77,465	11,265	97

County Table III.—VALUE OF FARM PRODUCTS SOLD, TRADED, OR USED BY

[Due to crop failure, new operations, etc., the farms reporting specific items will not always agree with those reporting

	Class of product and type of farm (See definitions in Introduction)	The State		Alameda		Alpine		Amador		Butte	
		Farms reporting	Value	Farms reporting	Value	Farms reporting	Value	Farms reporting	Value	Farms reporting	Value
		Number	Dollars	Number	Dollars	Number	Dollars	Number	Dollars	Number	Dollars
	All products (sold, traded, or used by operator's family)										
1	All types	128,725	623 103 467	2,456	8,728,113	19	111,514	347	1,429,466	2,494	8,523 083
2	General	4,426	9,593,233	87	189,115			41	53 883	105	226,946
3	Cash grain	4 399	34,043,618	45	284,662			6	19,053	243	3,164,661
4	Cotton	2,699	21,129,925								
5	Crop-specialty	8,942	50,440 541	180	533,282					137	504,027
6	Fruit	52,009	218,045,083	607	1,649 990			51	101,546	1,043	2,310,318
7	Truck	6,686	59,788,805	425	1,317,214					35	71,297
8	Dairy	15,179	92,519,335	133	1,733,623	7	44,499	31	117,212	142	445,216
9	Animal-specialty	2,012	10,106,890	46	214,982			27	86,330	51	197,894
10	Stock ranch	5,121	53,816,653	80	610 946	8	65,065	90	1,062,962	138	958,920
11	Poultry	15,421	55,812,734	655	1,853,903			11	17,361	181	395,876
12	Self-sufficing	2,232	721,121	31	7,082			43	11,965	51	10,928
13	Abnormal	9,419	17,085,529	167	332,714	4	1,950	47	19,164	268	237,000
	Crops (incl plants, flowers, etc), sold or traded										
14	All types	96,304	384,426,857	1,696	3,810 287	8	13,115	160	130,828	1,990	5,915,532
15	General	3,695	3,901,215	70	100 229			32	13,143	93	98,444
16	Cash-grain	4,276	30,015,405	45	244,672			6	11,257	240	2,891,924
17	Cotton	2,943	19,779,945								
18	Crop-specialty	8,914	46,584,029	180	442,899					136	437,777
19	Fruit	49 030	207,200,443	580	1,545,863			46	73,857	896	2,074,007
20	Truck	6,640	58,300,700	425	1,217,694					35	58,699
21	Dairy	5,870	5,528,128	52	107,204	4	10,162	4	2,245	63	33,606
22	Animal-specialty	1,144	1 623,269	25	33,320			13	11,751	30	50,126
23	Stock ranch	1,807	3,149,905	23	33,711	3	2,823	23	14,089	48	138,176
24	Poultry	6,049	2,631,298	191	56,010			6	920	96	30,684
25	Self-sufficing	914	76,829	10	850			17	1,465	18	1,041
26	Abnormal	5,622	5,636,591	95	27,826	1	130	13	2,101	160	101,048
	Livestock, sold or traded										
27	All types	39,447	75,619,847	629	1,171,930	16	59,360	230	1,019,094	605	1,915,818
28	General	3,272	1,701,090	60	32,267			33	13,014	76	44,322
29	Cash grain	1,857	2,100,241	25	13,586			6	4,133	109	153,212
30	Cotton	624	433,929								
31	Crop-specialty	2,280	1,051,566	85	36,198					43	24,871
32	Fruit	6,073	1,850,784	72	23,549			21	6,970	155	35,709
33	Truck	589	339,731	46	61,484					6	1,505
34	Dairy	12,900	9,545,841	100	96,953	6	10,950	26	12,513	123	63,172
35	Animal specialty	1,995	6,663 048	44	143,763			27	55,299	51	112,019
36	Stock ranch	4,792	43,719 327	77	521,088	8	47,860	90	916,125	112	677,459
37	Poultry	2,642	684,084	82	27,558			3	568	69	20,093
38	Self-sufficing	622	49,673	8	341			13	1,048	11	464
39	Abnormal	1,801	7,386,533	30	215,143	2	550	12	2,424	50	82,981
	Livestock products, sold or traded										
40	All types	67,480	146,589 400	1,306	3,510,824	15	32,785	208	184,709	1,326	1,074,804
41	General	3,998	2,792,144	70	41 465			35	12,682	89	63 550
42	Cash grain	2,404	1,306,152	26	20,053			5	2,855	167	84,237
43	Cotton	1,094	596,471								
44	Crop specialty	3,552	1,776,869	95	33,619					71	23,554
45	Fruit	14,661	4 752,130	111	35,172			25	8,414	404	93,946
46	Truck	1 026	521 264	54	7,841					15	6,058
47	Dairy	15,178	74,354,382	133	1,505 591	7	19,778	31	94,591	142	321,954
48	Animal specialty	1,619	1,383,602	38	30,142			19	10,149	37	27 352
49	Stock ranch	3,448	5,668,813	45	44 733	6	12,682	57	41,362	74	113,962
50	Poultry	15,421	50 616 850	655	1,714,596			11	12,483	181	315,629
51	Self sufficing	1,107	90 190	13	1,172			12	919	26	1,613
52	Abnormal	4,172	2,710,533	68	76,440	2	325	11	1,254	120	22,949
	Forest products sold										
53	All types	4,044	1,194,655	23	4,175	4	1,544	34	31,049	107	25,301
54	General	603	145,926	2	180			11	3,574	7	929
55	Cash grain	107	25,492							8	1,072
56	Cotton	6	4,898								
57	Crop-specialty	167	34,375	2	340					5	1,059
58	Fruit	837	180,307	2	338			10	4,059	29	4,649
59	Truck	23	4,445								
60	Dairy	470	87,411	3	995	3	1,504	2	225	7	309
61	Animal-specialty	169	39,713	4	591			7	3,148	2	330
62	Stock ranch	720	243,876	6	803			38	11,985	20	12,145
63	Poultry	208	34,653	3	28			1	480	7	646
64	Self-sufficing	161	10,568					4	881	1	25
65	Abnormal	573	382,991	1	900	1	40	11	6,997	21	4,137
	Farm products used by operator's family										
66	All types	99,923	15,999,708	1,640	230,897	16	4,710	296	70,786	1,853	291,634
67	General	4,385	1,052,858	85	14,974			41	11,470	103	19,701
68	Cash-grain	3,046	596,328	34	6,351			5	808	199	34,216
69	Cotton	1,797	315,582								
70	Crop-specialty	5,914	993,702	131	20 226					103	16,766
71	Fruit	30,732	4,061,419	366	45 068			35	8,346	709	102,007
72	Truck	4,328	622,665	227	30 195					31	5,035
73	Dairy	14,327	2,903,573	112	22,850	7	2,105	30	7,638	142	26,175
74	Animal-specialty	1,763	397,258	41	7,166			25	5,983	45	8,067
75	Stock-ranch	3,979	1,034,732	69	10,611	6	1,700	75	19,401	87	17,178
76	Poultry	13,773	1,845,849	443	55,711			10	2,910	181	26,819
77	Self sufficing	2,232	493,861	31	5,310			43	7,952	51	7,785
78	Abnormal	6,647	974,881	110	12,405	3	905	31	6,378	202	25,885
	RECEIPTS FROM BOARDERS, LODGERS, ETC										
79	All types	2,114	1,400,432	23	14,682	1	400	4	1,090	40	9,279
80	General	201	47 348	1	420			1	120	6	536
81	Cash-grain	46	9,861							2	720
82	Cotton	12	4,177								
83	Crop-specialty	73	18,665	1	360						
84	Fruit	548	179,323	5	946					17	3,125
85	Truck	44	12,493	4	1,640						
86	Dairy	195	65,340	4	7,343			2	720	3	408
87	Animal-specialty	61	14,470							2	670
88	Stock ranch	182	52,843	2	970	1	400			2	352
89	Poultry	266	78,519	5	2,265					1	108
90	Self-sufficing	96	15,671					1	250	2	220
91	Abnormal	390	901 722	1	738					5	3,240

OPERATOR'S FAMILY; AND RECEIPTS FROM BOARDERS, ETC; 1929, BY TYPE OF FARM

"All products," as the latter represent the total number of farms of each type in the county, also see NOTE, bottom of p 8]

Calaveras: Farms reporting (Number)	Calaveras: Value (Dollars)	Colusa: Farms reporting (Number)	Colusa: Value (Dollars)	Contra Costa: Farms reporting (Number)	Contra Costa: Value (Dollars)	Del Norte: Farms reporting (Number)	Del Norte: Value (Dollars)	Eldorado: Farms reporting (Number)	Eldorado: Value (Dollars)	Fresno: Farms reporting (Number)	Fresno: Value (Dollars)	Glenn: Farms reporting (Number)	Glenn: Value (Dollars)	Humboldt: Farms reporting (Number)	Humboldt: Value (Dollars)	Imperial: Farms reporting (Number)	Imperial: Value (Dollars)	
472	1,068,070	831	5,348,691	1,814	7,258,885	142	619,232	811	2,654,485	8,969	31,829,733	1,376	8,049,418	1,945	6,915,497	2,849	38,795,529	1
62	61,830	48	139,777	86	249,609	8	14,620	101	112,264	181	336,452	138	227,891	153	191,750	58	276,079	2
-	-	231	2,383,639	62	599,484	-	-	-	-	87	955,909	232	2,469,914	-	-	181	940,207	3
-	-	-	-	-	-	-	-	-	-	360	3,666,389	7	16,493	-	-	249	937,637	4
-	-	47	239,492	150	1,135,743	-	-	-	-	286	467,973	54	122,843	58	161,375	560	3,416,142	5
43	34,875	166	569,457	767	1,585,150	5	5,419	321	1,867,837	6,943	18,768,419	269	1,081,324	64	111,301	161	867,634	6
-	-	10	98,114	143	1,068,349	-	-	-	-	95	410,908	-	-	26	52,315	632	15,246,234	7
22	52,491	98	471,015	144	1,021,024	114	568,493	28	92,764	1,011	3,115,692	242	722,760	881	4,399,567	563	2,869,260	8
13	19,130	71	532,136	20	70,701	-	-	8	8,497	89	299,824	74	678,644	24	49,834	90	1,061,033	9
227	847,340	65	821,221	100	876,262	5	17,447	97	445,446	183	1,903,986	96	2,357,082	212	1,293,406	82	2,514,215	10
13	17,600	30	49,364	136	389,517	5	9,152	29	52,566	240	512,928	160	330,469	138	419,698	73	184,889	11
39	15,600	12	2,243	22	5,477	-	-	99	31,042	72	16,379	18	6,934	176	77,505	24	8,070	12
58	19,204	33	42,233	184	257,619	5	4,091	128	44,069	422	1,374,874	88	35,064	213	158,746	176	474,129	13
297	74,340	582	3,082,490	1,441	4,369,485	60	20,402	510	1,790,896	8,703	23,442,185	908	3,363,773	924	456,323	2,258	31,577,289	14
54	15,009	30	46,679	77	109,135	4	1,164	68	19,775	157	138,933	107	57,733	119	46,424	47	145,237	15
-	-	230	2,036,644	62	560,709	-	-	-	-	85	914,996	232	2,028,922	-	-	181	896,585	16
-	-	-	-	-	-	-	-	-	-	360	3,550,178	7	13,729	-	-	249	895,030	17
-	-	46	191,693	150	1,057,591	-	-	-	-	285	403,021	53	83,485	58	118,678	555	3,097,431	18
39	23,236	138	474,634	691	1,376,112	5	2,514	316	1,740,287	6,834	17,450,943	199	852,541	64	77,574	141	824,911	19
-	-	10	90,057	148	1,001,798	-	-	-	-	95	402,109	-	-	26	43,858	624	15,087,175	20
10	682	84	35,806	62	61,663	44	15,896	6	3,443	378	267,757	88	37,823	329	90,870	189	235,763	21
8	1,401	50	150,151	14	13,046	-	-	2	35	40	42,031	52	140,851	15	5,753	52	115,903	22
83	30,789	17	48,120	44	82,146	1	92	24	13,545	43	54,436	29	106,768	95	40,428	69	205,070	23
5	595	11	3,182	72	25,834	2	510	11	3,441	124	51,216	89	32,862	56	13,174	41	38,006	24
10	547	1	30	10	485	-	-	37	2,098	28	2,248	6	888	71	6,226	4	530	25
18	2,081	15	5,424	116	73,966	4	226	46	3,272	274	164,817	46	3,671	91	13,843	106	35,648	26
360	713,479	458	1,356,612	581	1,149,997	119	79,931	372	409,593	2,586	3,618,361	894	2,624,397	1,231	1,307,307	810	4,160,652	27
51	13,873	38	36,465	78	53,395	6	3,025	79	25,115	137	61,260	101	34,591	105	30,862	30	55,779	28
-	-	113	228,461	25	19,975	-	-	-	-	21	24,339	126	229,777	-	-	19	15,151	29
-	-	-	-	-	-	-	-	-	-	76	32,813	2	113	-	-	22	9,984	30
-	-	21	25,058	52	26,893	-	-	-	-	50	16,765	18	5,639	23	8,534	84	98,080	31
14	1,403	32	39,378	78	41,659	2	185	97	19,309	1,101	207,600	72	13,700	21	4,175	7	5,903	32
-	-	3	4,716	31	18,556	-	-	-	-	7	573	-	-	5	831	33	91,943	33
20	8,112	92	82,620	116	115,059	94	53,374	21	16,195	781	345,504	214	116,133	661	283,005	450	412,461	34
13	11,859	70	293,503	20	43,849	-	-	8	4,500	89	208,411	73	408,211	24	28,756	90	803,099	35
225	673,723	64	614,807	98	667,122	5	15,975	86	336,136	163	1,577,414	93	1,791,193	205	916,865	24	2,276,654	36
6	1,045	11	1,951	49	10,940	2	170	12	2,789	59	14,022	92	17,758	22	3,005	12	2,050	37
15	1,938	3	318	4	333	-	-	39	2,328	16	775	6	538	101	10,533	2	45	38
16	1,526	11	29,345	30	152,216	3	202	30	3,221	86	1,128,885	27	6,744	64	20,741	37	389,503	39
399	155,007	556	770,966	854	1,468,989	137	471,059	461	264,758	4,337	3,808,440	1,099	1,839,695	1,613	4,599,341	1,345	2,778,842	40
54	13,071	47	42,497	80	60,621	8	6,511	85	37,298	157	101,546	131	107,472	128	51,654	50	65,166	41
-	-	142	75,240	27	10,137	-	-	-	-	32	6,733	159	177,538	-	-	57	16,881	42
-	-	-	-	-	-	-	-	-	-	111	55,341	4	1,526	-	-	67	11,291	43
-	-	26	17,229	77	30,078	-	-	-	-	95	30,253	32	27,163	39	21,423	207	175,448	44
25	2,608	67	37,054	196	79,118	4	1,370	134	37,508	2,308	508,741	142	165,972	42	9,230	45	25,711	45
-	-	3	1,541	32	27,271	-	-	-	-	9	701	-	-	12	2,403	83	35,912	46
22	38,970	98	333,413	144	809,817	114	454,147	28	65,205	1,011	2,366,664	242	520,768	881	3,776,216	563	2,127,757	47
10	2,241	63	71,879	16	8,721	-	-	8	2,237	55	36,197	67	116,809	16	6,526	69	127,218	48
158	80,962	54	147,724	69	103,932	1	680	68	72,943	97	247,504	86	435,950	173	257,242	21	28,086	49
13	13,840	30	39,354	136	327,327	5	7,222	29	39,624	240	418,794	160	252,558	138	372,950	73	132,860	50
26	1,786	5	255	7	804	-	-	47	3,698	35	1,422	14	2,704	64	8,787	17	2,777	51
24	1,529	21	4,060	70	11,156	5	1,129	52	6,245	177	34,544	55	11,220	120	22,910	93	27,740	52
119	15,089	31	3,134	91	4,793	33	11,728	143	34,927	139	30,598	49	9,245	262	100,298	16	5,498	53
21	1,816	7	2,525	4	799	2	1,160	26	5,998	18	6,020	5	235	49	11,511	2	272	54
-	-	9	2,886	-	-	-	-	-	-	7	1,554	9	1,497	-	-	-	-	55
-	-	-	-	-	-	-	-	-	-	-	-	-	-	-	-	-	-	56
-	-	-	-	1	25	-	-	-	-	3	268	3	170	4	550	4	233	57
5	680	3	115	2	290	1	250	39	9,334	40	5,969	2	235	8	1,802	2	82	58
-	-	-	-	2	265	-	-	-	-	-	-	-	-	-	-	-	-	59
-	-	-	-	2	580	27	9,078	6	1,327	9	1,064	1	250	71	16,327	2	400	60
5	362	3	1,730	-	-	-	-	4	170	6	1,586	4	925	3	414	-	-	61
66	9,109	5	780	8	2,579	-	-	21	7,257	20	4,501	14	5,646	47	9,482	-	-	62
2	65	4	98	-	-	-	-	3	288	5	682	1	45	4	1,585	3	671	63
4	300	-	-	1	5	-	-	11	536	7	369	1	35	24	1,569	-	-	64
16	2,757	-	-	1	250	2	1,234	33	9,967	24	8,565	2	207	52	57,058	3	3,840	65
430	110,156	603	131,259	1,371	272,698	138	43,108	738	154,311	7,415	930,149	1,146	212,306	1,880	582,298	1,690	275,248	66
62	18,061	48	11,611	86	25,659	8	2,760	101	24,078	180	26,693	138	27,860	163	51,299	55	9,625	67
-	-	159	40,408	41	8,613	-	-	-	-	48	8,287	172	32,180	-	-	83	11,590	68
-	-	-	-	-	-	-	-	-	-	224	28,057	6	1,125	-	-	131	21,332	69
-	-	31	5,512	106	21,156	-	-	-	-	169	17,646	35	6,366	50	12,190	285	44,950	70
36	6,948	97	18,281	493	67,971	4	1,100	266	61,399	5,047	595,166	181	28,876	63	18,520	74	11,027	71
-	-	5	1,800	112	20,459	-	-	-	-	73	7,525	-	-	23	5,228	237	31,204	72
22	4,727	94	19,176	140	33,905	113	35,998	26	6,594	884	134,703	236	47,791	860	233,149	518	92,879	73
11	3,267	64	14,573	20	5,085	-	-	6	1,555	73	11,599	60	11,848	24	8,385	73	14,816	74
200	52,757	42	9,790	77	20,483	3	700	75	15,565	122	20,131	78	17,625	190	69,389	27	4,405	75
13	2,055	39	4,779	135	25,416	5	1,250	28	6,424	228	28,214	160	27,246	138	28,984	68	11,302	76
30	11,039	12	1,645	22	3,550	-	-	90	22,332	72	11,565	18	3,269	176	60,390	24	4,718	77
47	11,311	22	3,384	139	20,031	5	1,300	110	16,364	295	38,563	62	8,222	203	44,694	116	17,398	78
42	7,687	9	4,077	24	15,913	6	2,050	21	2,808	127	48,396	15	3,129	110	38,660	30	12,891	79
12	1,340	-	-	1	200	3	200	4	595	4	2,450	2	330	20	6,457	1	360	80
-	-	4	1,600	-	-	-	-	-	-	1	200	5	180	-	-	1	200	81
-	-	-	-	-	-	-	-	-	-	1	150	-	-	-	-	2	330	82
-	-	-	-	2	550	-	-	-	-	1	100	-	-	1	400	2	715	83
8	625	1	20	10	5,615	-	-	9	1,210	79	23,210	6	1,340	9	2,501	-	-	84
-	-	-	-	2	1,140	-	-	-	-	1	100	-	-	1	500	4	1,416	85
2	275	-	-	1	30	3	1,650	1	20	12	5,290	-	-	22	4,730	2	790	86
-	-	1	306	-	-	-	-	-	-	4	1,743	1	50	1	100	-	-	87
17	4,163	-	-	2	728	-	-	-	-	4	1,549	2	810	16	5,640	-	-	88
-	-	1	251	2	278	-	-	-	-	2	360	1	300	7	2,853	1	50	89
4	457	-	-	-	-	-	-	4	353	4	775	1	60	9	1,646	-	-	90
4	936	2	1,900	4	7,012	-	-	3	625	13	10,478	-	-	24	13,224	7	9,050	91

COUNTY TABLE III.—VALUE OF FARM PRODUCTS SOLD, TRADED, OR USED BY OPERATOR'S

[See note, p 396, beginning

	CLASS OF PRODUCT AND TYPE OF FARM (See definitions in Introduction)	INYO		KERN		KINGS		LAKE		LASSEN		LOS ANGELES	
		Farms reporting	Value	Farms reporting	Value	Farms reporting	Value	Farms reporting	Value	Farms reporting	Value	Farms reporting	Value
	All products (sold, traded, or used by operator's family).	Number	Dollars	Number	Dollars	Number	Dollars	Number	Dollars	Number	Dollars	Number	Dollars
1	All types	206	926,913	2,212	14,895,945	2,071	9,822,702	1,026	2,511,461	432	2,920,323	11,852	69,639,311
2	General	33	58,738	100	287,643	54	99,749	81	158,504	42	138,145	67	130,576
3	Cash-grain			43	281,418	72	2,131,698	17	35,328	26	78,140	15	56,493
4	Cotton			321	5,332,506	108	1,810,842						
5	Crop-specialty	34	120,213	194	871,035	68	122,554	30	131,706	31	98,577	911	4,883,077
6	Fruit	11	51,016	293	2,751,581	757	2,292,004	502	1,424,103	3	6,144	4,609	25,319,419
7	Truck	4	15,574	43	144,468	6	12,380	5	83,137	5	4,902	1,289	10,014,961
8	Dairy	29	137,812	200	1,236,246	764	2,221,472	63	148,514	118	437,429	836	16,036,214
9	Animal specialty			80	421,418	39	223,156	36	124,174	12	61,566	24	130,248
10	Stock ranch	55	455,304	143	3,155,784	35	596,219	49	220,701	121	1,963,977	26	250,887
11	Poultry	13	36,624	106	262,680	50	114,790	42	96,141	23	60,605	3,272	11,859,002
12	Self-sufficing			35	11,910	24	4,622	42	15,940	14	4,050	48	13,683
13	Abnormal	27	12,632	149	139,256	96	193,216	159	73,213	37	76,788	755	1,241,751
	Crops (incl. plants, flowers, etc), sold or traded												
14	All types	135	245,507	1,762	9,248,729	1,357	6,085,162	784	1,634,980	250	288,548	5,061	39,775,787
15	General	29	21,733	85	144,565	39	30,867	70	50,115	38	45,470	50	63,689
16	Cash-grain			43	205,145	67	2,004,893	17	23,819	25	54,356	15	50,704
17	Cotton			799	4,941,993	107	1,647,302						
18	Crop-specialty	34	107,355	194	802,091	68	103,048	30	112,176	31	73,077	911	4,372,899
19	Fruit	11	48,210	280	2,666,884	746	1,988,864	441	1,293,823	3	4,055	4,520	24,846,075
20	Truck	4	12,405	43	134,687	6	11,912	5	81,969	5	4,304	1,283	9,702,537
21	Dairy	10	8,193	100	156,984	196	97,677	35	10,760	66	45,986	95	171,890
22	Animal-specialty			28	36,154	17	36,302	27	14,844	9	10,414	8	10,462
23	Stock-ranch	25	41,620	30	41,510	8	19,971	25	14,985	52	44,499	8	30,250
24	Poultry	6	2,345	57	29,018	30	16,185	24	9,465	8	3,704	683	286,239
25	Self-sufficing			12	1,841	10	656	21	1,885	2	125	17	1,689
26	Abnormal	16	3,646	88	27,857	63	16,985	89	21,139	11	2,558	471	239,353
	Livestock, sold or traded												
27	All types	143	419,205	753	3,551,079	1,179	1,245,038	374	379,132	381	1,890,179	1,298	2,498,402
28	General	25	8,274	63	47,066	44	21,375	62	34,139	38	29,266	28	17,508
29	Cash-grain			7	4,061	17	7,690	9	4,460	14	8,352	4	1,940
30	Cotton			169	127,579	43	52,061						
31	Crop-specialty	22	10,913	46	9,891	12	4,200	7	10,655	14	7,930	91	80,007
32	Fruit	2	264	34	14,345	238	76,408	108	28,972	2	204	128	50,997
33	Truck	2	819	4	295			1	250	1	100	26	10,556
34	Dairy	27	20,172	166	88,722	699	302,120	57	18,056	108	96,715	653	1,294,534
35	Animal-specialty			80	311,704	38	154,717	36	82,390	12	49,076	24	112,352
36	Stock-ranch	53	370,411	121	2,865,564	32	465,889	44	162,778	113	1,642,251	25	186,068
37	Poultry	2	94	23	3,734	23	4,753	17	3,262	7	786	258	96,231
38	Self-sufficing			8	842	8	205	11	1,063	8	233	2	357
39	Abnormal	10	1,258	32	77,266	25	155,500	22	26,007	14	64,166	60	647,822
	Livestock products, sold or traded.												
40	All types	149	215,737	1,136	1,713,588	1,502	2,273,270	522	329,016	371	626,411	5,566	26,521,435
41	General	29	18,136	91	70,384	51	39,427	76	45,193	41	49,606	68	35,888
42	Cash-grain			16	5,657	29	22,175	13	3,727	21	8,732	4	2,304
43	Cotton			340	140,049	56	98,775						
44	Crop-specialty	17	3,859	82	23,219	27	9,990	12	4,740	19	12,378	192	44,721
45	Fruit	3	442	94	35,404	415	151,476	174	38,604	2	1,161	684	254,495
46	Truck	3	875	12	1,701			2	321	1	14	121	182,696
47	Dairy	29	99,379	200	942,005	762	1,719,076	63	104,982	118	263,306	835	14,436,666
48	Animal-specialty			52	52,224	28	27,171	33	17,467	12	7,824	12	4,697
49	Stock ranch	39	59,131	82	211,726	21	105,183	39	31,868	106	236,433	10	30,630
50	Poultry	13	32,140	106	213,238	50	88,010	42	73,236	23	41,432	3,272	11,212,687
51	Self sufficing			14	1,100	13	687	26	2,277	9	964	27	1,995
52	Abnormal	16	1,775	47	16,861	50	11,300	42	6,603	19	4,561	351	314,656
	Forest products sold												
53	All types	3	790	38	11,575	26	5,206	30	13,280	23	9,634	43	5,811
54	General	1	200	2	233			16	4,716	2	1,544		
55	Cash grain					2	800	1	50				
56	Cotton												
57	Crop-specialty			2	2,500							2	73
58	Fruit					14	2,222	26	3,360			15	2,813
59	Truck							1	112				
60	Dairy	1	300	1	180	8	659	4	445	2	160	5	672
61	Animal-specialty			7	1,090	1	85	5	983	1	100		
62	Stock-ranch	1	200	12	6,585			7	3,323	14	7,130	1	56
63	Poultry			1	200			4	430			13	1,584
64	Self-sufficing							2	150	2	90		
65	Abnormal			3	697	1	1,350	14	4,711	1	600	7	613
	Farm products used by operator's family												
66	All types	179	52,674	1,673	370,974	1,837	234,026	704	157,053	398	105,561	6,837	837,876
67	General	31	10,395	96	25,305	54	8,080	81	24,341	42	12,259	64	12,491
68	Cash grain			29	6,555	44	6,050	13	3,272	26	6,700	8	1,545
69	Cotton			560	122,885	81	12,704						
70	Crop-specialty	29	7,086	155	33,244	46	5,256	17	4,125	23	5,192	524	85,377
71	Fruit	6	2,100	183	34,948	661	73,034	289	69,344	3	724	1,343	165,039
72	Truck	3	1,475	40	7,785	5	468	4	485	5	484	912	119,172
73	Dairy	28	9,768	190	48,355	738	101,940	61	14,271	118	31,262	712	135,432
74	Animal-specialty			73	20,246	35	4,381	34	8,490	11	3,152	15	2,737
75	Stock ranch	46	13,852	103	30,409	26	5,176	37	7,749	104	33,664	15	3,883
76	Poultry	12	2,045	93	16,470	47	5,842	41	9,748	23	4,683	2,769	262,261
77	Self-sufficing			35	3,127	24	3,014	42	10,565	14	2,538	48	9,632
78	Abnormal	24	5,953	116	16,555	76	8,081	85	14,663	29	4,903	427	29,307
	RECEIPTS FROM BOARDERS, LODGERS, ETC.												
79	All types	5	5,050	41	12,143	12	3,955	39	76,038	14	6,290	109	73,888
80	General	2	800	7	2,880			7	605	1	800	1	375
81	Cash grain									2	570		
82	Cotton			5	2,277								
83	Crop-specialty	1	250	1	20							2	1,600
84	Fruit			4	1,260	9	2,195	7	2,050			28	10,138
85	Truck			3	920							4	540
86	Dairy			6	1,730	2	560	4	555			7	2,458
87	Animal-specialty			1	35			2	470			2	466
88	Stock-ranch	1	800	6	1,689			1	60	8	4,480		
89	Poultry			2	162			2	348	1	120	43	16,082
90	Self-sufficing							4	650			1	200
91	Abnormal	1	3,200	6	1,170	1	1,200	12	71,190	2	320	14	47,027

FAMILY; AND RECEIPTS FROM BOARDERS, ETC.; 1929, BY TYPE OF FARM—Continued

of this table]

MADERA		MARIN		MARIPOSA		MENDOCINO		MERCED		MODOC		MONO		MONTEREY		NAPA		
Farms reporting	Value	Farms reporting	Value	Farms reporting	Value	Farms reporting	Value	Farms reporting	Value	Farms reporting	Value	Farms reporting	Value	Farms reporting	Value	Farms reporting	Value	
Number	*Dollars*	*Number*	*Dollars*	*Number*	*Dollars*	*Number*	*Dollars*	*Number*	*Dollars*	*Number*	*Dollars*	*Number*	*Dollars*	*Number*	*Dollars*	*Number*	*Dollars*	
1,498	7,803,419	667	4,760,303	236	562,800	1,690	4,379,480	3,675	16,634,125	583	2,885,155	66	383,502	1,746	17,947,290	1,613	4,097,732	1
60	136,710	20	119,550	30	33,595	157	276,704	143	397,176	60	167,426			74	317,147	55	87,295	2
61	779,064					29	65,378	125	915,350	33	95,113			135	856,582	24	120,594	3
283	1,918,851							120	824,257									4
54	123,104	12	175,418	5	2,860	48	171,535	472	1,092,582	82	272,049	11	55,096	270	2,886,016	20	42,884	5
409	1,574,731	44	59,550	9	7,366	419	1,456,766	779	3,542,914	7	7,347	3	2,425	240	1,225,886	957	1,867,873	6
15	55,945	9	19,413			15	18,950	155	409,057					308	5,635,720	17	30,696	7
264	1,129,604	225	2,976,936	5	21,390	220	763,115	1,267	6,303,325	97	288,410	3	12,754	269	2,893,102	81	477,778	8
31	166,550			20	34,587	35	60,162	54	238,017	28	156,311			35	86,962	21	162,799	9
105	1,777,936	5	36,887	103	434,067	261	1,084,597	67	2,213,910	204	1,838,579	29	276,963	164	1,801,881	69	404,478	10
44	94,106	200	1,302,984	7	10,084	93	216,148	234	609,333	4	6,043	5	30,871	149	682,273	203	646,890	11
31	8,377	7	1,418	21	6,860	126	57,719	44	10,107	27	10,151			25	7,574	35	7,717	12
71	88,441	45	68,147	86	11,991	217	206,406	215	78,097	82	23,726	15	5,393	77	854,077	131	248,728	13
1,098	4,328,606	867	430,732	105	29,790	1,128	1,723,587	3,611	7,301,316	417	547,689	35	78,415	1,285	11,129,100	1,299	2,015,176	14
54	44,333	19	46,713	20	6,462	127	80,453	129	191,310	65	67,264			54	172,367	47	24,594	15
61	746,359					29	49,001	123	797,017	33	65,199			135	716,483	24	96,865	16
283	1,803,972							120	784,416									17
54	100,250	12	166,160	5	1,800	48	141,497	472	920,865	82	186,199	11	45,151	270	2,683,745	20	35,256	18
393	1,455,323	42	52,917	7	4,750	406	1,231,084	727	3,293,003	7	4,785	3	1,961	225	1,144,933	877	1,625,448	19
14	53,781	9	18,185			15	14,023	155	376,716					308	5,543,719	17	27,259	20
130	108,443	94	80,014	3	5,210	132	60,719	525	488,194	59	31,963			80	194,770	37	23,674	21
20	38,950			11	2,602	9	6,063	28	40,712	26	24,069			15	16,266	16	17,355	22
22	21,573	1	75	35	5,318	116	80,612	12	293,838	113	162,914	11	22,889	65	133,324	29	41,341	23
27	7,925	70	48,945	5	2,049	57	23,568	152	62,044	1	234	4	7,223	80	58,700	117	36,851	24
11	793	5	349	9	664	65	6,914	18	1,218	13	973			8	566	16	1,239	25
29	6,304	15	15,374	10	944	122	29,573	150	31,963	18	4,069	6	1,171	45	464,227	80	86,294	26
941	2,077,910	398	388,781	160	429,975	903	889,808	1,898	2,733,653	456	1,680,950	39	199,432	816	2,256,841	409	573,133	27
51	38,423	17	17,336	26	9,159	133	55,754	119	38,709	63	43,629			51	46,623	40	17,020	28
16	17,704					12	4,815	63	60,803	19	13,570			81	83,645	11	15,604	29
71	42,150							22	8,290									30
12	4,854	6	3,011	1	325	14	11,193	146	34,027	44	39,320	4	5,141	84	67,891	6	1,724	31
67	23,634	3	420	5	450	125	58,105	167	45,646	2	380			51	21,206	135	51,542	32
1	80	1	80			5	542	23	4,278					36	31,321	5	735	33
225	148,279	209	301,243	3	795	185	100,506	1,186	564,226	81	66,187	2	2,450	247	332,549	56	53,630	34
31	87,622			20	26,316	34	36,703	54	165,207	28	90,777			35	59,770	21	96,553	35
103	1,097,472	5	21,148	102	390,075	248	602,604	60	1,789,994	195	1,402,762	25	190,069	163	1,535,677	67	301,468	36
23	7,244	61	39,895	2	1,230	25	4,187	96	14,558	3	1,223	3	640	39	10,817	37	10,080	37
8	372	3	70	8	728	47	3,692	7	108	7	295			6	475	7	560	38
33	10,076	10	5,578	13	1,897	74	11,707	50	7,798	14	2,807	5	1,132	23	65,567	18	25,217	39
718	1,144,019	596	3,803,635	114	42,810	1,302	1,260,762	2,467	6,071,888	501	514,993	46	91,096	947	3,553,632	944	1,289,188	40
53	39,775	19	47,087	24	7,115	152	80,976	137	133,909	65	54,149			65	76,636	50	28,425	41
20	5,679					20	6,808	74	35,964	28	8,271			90	30,380	15	5,181	42
98	48,855							48	22,839									43
17	13,646	7	3,536	1	100	25	8,355	197	85,324	57	30,755	5	2,092	95	97,736	10	4,018	44
104	55,780	8	2,753	4	271	221	73,019	297	124,781	4	1,327	1	90	84	23,015	349	85,053	45
2	262					9	646	29	9,305					45	26,694	1	1,000	46
264	538,790	326	2,515,667	5	13,022	220	532,930	1,267	5,016,729	97	158,318	3	2,444	269	2,317,465	81	383,716	47
19	34,531			9	942	26	8,829	35	26,131	27	82,658			20	4,452	21	42,461	48
50	36,454	5	14,877	43	14,823	231	297,116	35	119,170	171	215,545	24	55,470	96	90,562	49	39,671	49
44	71,227	200	1,176,279	7	5,276	93	165,108	234	477,213	4	3,781	5	22,087	149	582,558	203	571,960	50
15	1,432	3	159	9	472	78	7,297	18	1,722	22	2,516			9	905	12	913	51
32	7,568	29	41,327	12	789	129	79,678	96	19,801	26	7,673	8	894	25	303,229	53	119,790	52
66	15,697	36	8,340	28	8,064	279	108,271	38	3,587	19	6,813			85	29,818	96	35,096	53
9	2,732	7	1,257	9	2,564	49	11,162	3	311	4	1,134			12	3,787	12	4,345	54
2	350					3	466	1	100					11	1,650	2	375	55
								2	30									56
3	88	2	608			5	1,982	8	633	1	700			8	2,096			57
3	270			2	100	57	15,620	5	275					14	1,454	46	14,414	58
						1	172							4	1,939			59
2	305	19	4,479	1	1,100	30	6,226	16	1,474	3	625			7	2,037	7	1,490	60
3	1,032			4	620	8	1,133							2	603	5	1,952	61
20	4,375			10	2,090	55	24,633			7	1,068			11	2,940	12	6,643	62
3	800	8	1,996			9	2,183	1	180					5	738	6	277	63
3	103			1	90	18	996							2	59			64
10	5,572			1	1,200	44	41,696	2	365	4	3,286			9	12,515	8	5,590	65
1,035	177,857	626	128,815	224	58,158	1,512	390,112	2,970	593,691	531	154,710	56	14,560	1,258	279,129	1,249	192,149	66
85	11,447	20	5,207	20	7,995	156	48,359	137	32,937	69	21,250			73	17,734	55	12,911	67
41	8,972					21	4,288	104	21,466	29	8,073			113	24,424	17	2,569	68
156	23,874							63	8,673									69
37	4,266	11	2,103	4	635	39	8,508	316	51,534	65	15,075	7	1,712	162	34,546	12	1,896	70
255	39,734	27	3,460	8	1,796	373	78,938	513	79,209	5	655	3	345	176	25,278	670	91,416	71
12	1,802	7	1,148			15	3,567	114	18,758					162	32,047	14	1,702	72
243	43,757	315	75,533	5	1,263	218	62,734	1,239	232,702	96	31,317	3	860	193	46,281	81	15,268	73
24	4,415			19	5,107	32	7,414	45	6,967	26	8,787			26	5,671	21	5,478	74
87	18,062	3	787	97	21,781	245	79,632	31	10,908	179	56,290	26	8,535	127	30,373	47	15,355	75
44	6,910	209	33,869	7	1,529	92	21,102	221	35,338	4	806	5	921	145	29,460	203	27,722	76
31	5,677	7	840	21	4,908	126	35,820	44	7,059	27	6,367			25	5,569	35	5,005	77
57	8,931	36	5,868	33	7,161	195	45,750	143	18,130	29	5,691	12	2,196	53	8,539	87	11,837	78
16	3,009	13	5,859	12	5,698	114	79,944	36	11,041	37	5,152	19	4,690	32	21,162	49	22,853	79
		2	900	2	46	12	2,553	2	1,365	3	260			2	354	2	350	80
								1	30	2	250			7	1,710			81
																		82
		1	250			1	80	2	127	1	194	1	220	3	860			83
3	865			1	30	12	2,630	15	3,926					3	530	16	7,126	84
								2	1,180									85
3	1,080	7	1,494			7	2,781	4	1,135	7	1,102					1	300	86
1	80					5	1,930			2	470					2	1,865	87
2	275	1	140	5	1,300	27	6,178	1	60	6	2,164	5	1,430	8	4,997	2	200	88
1	60	6	1,765	1	130	5	2,019	4	1,454	1	20	1	300	5	2,320	7	2,443	89
1	100					15	4,249	1	35	2	105			1	135	2	250	90
5	840	1	1,390	3	4,210	30	58,798	3	2,430	2	587	3	2,650	3	9,926	6	10,220	91

COUNTY TABLE III.—VALUE OF FARM PRODUCTS SOLD, TRADED, OR USED BY OPERATOR'S

[See note, p 396, beginning

	CLASS OF PRODUCT AND TYPE OF FARM (See definitions in Introduction)	NEVADA		ORANGE		PLACER		PLUMAS		RIVERSIDE		SACRAMENTO	
		Farms reporting	Value	Farms reporting	Value	Farms reporting	Value	Farms reporting	Value	Farms reporting	Value	Farms reporting	Value
		Number	*Dollars*	*Number*	*Dollars*	*Number*	*Dollars*	*Number*	*Dollars*	*Number*	*Dollars*	*Number*	*Dollars*
	All products (sold, traded, or used by operator's family)												
1	All types	499	904,372	4,807	28,357,111	1,552	6,129,406	173	949,354	4,354	18,124,939	3,693	16,661,348
2	General	68	93,516	32	61,310	48	83,656	17	44,154	101	153,589	78	263,723
3	Cash-grain					38	201,431	3	11,026	99	499,110	153	1,070,332
4	Cotton									241	1,188,598		
5	Crop-specialty			344	3,427,626	14	22,050	14	49,163	462	1,853,337	142	1,187,160
6	Fruit	87	238,250	3,379	20,211,689	1,022	4,763,159			1,884	9,142,398	1,494	4,625,055
7	Truck	3	3,327	236	1,321,647	17	11,894			344	1,404,687	357	4,883,916
8	Dairy	58	182,924	118	1,491,555	46	194,585	58	257,317	114	1,276,683	308	1,380,113
9	Animal-specialty	4	11,866	19	42,251	14	29,227	8	30,058	19	118,557	22	58,871
10	Stock ranch	63	195,185	11	291,686	41	397,032	39	530,532	44	392,486	48	774,269
11	Poultry	36	88,904	324	1,023,181	120	365,651			634	1,632,182	644	2,121,121
12	Self-sufficing	65	21,918	18	5,168	46	15,026	6	2,281	82	20,031	52	13,591
13	Abnormal	115	68,482	326	380,998	146	45,725	27	24,823	330	443,281	395	283,197
	Crops (incl plants, flowers, etc), sold or traded												
14	All types	308	236,498	4,409	24,620,717	1,242	4,633,391	86	92,825	3,591	13,945,879	2,570	11,807,401
15	General	49	14,747	27	39,245	37	24,598	12	12,697	85	71,774	66	148,005
16	Cash grain					38	157,808	3	7,680	99	435,620	151	946,346
17	Cotton									241	1,078,980		
18	Crop-specialty			342	3,210,132	14	18,848	14	35,439	459	1,706,526	140	1,136,652
19	Fruit	82	210,145	3,336	19,776,499	967	4,553,306			1,705	8,842,837	1,327	4,372,183
20	Truck	3	2,812	234	1,302,353	16	9,394			329	1,338,785	357	4,623,074
21	Dairy	28	8,167	38	90,784	15	7,444	20	10,050	43	73,096	129	169,409
22	Animal-specialty	3	769	11	6,293	5	3,720	6	4,303	13	37,443	10	5,853
23	Stock-ranch	16	4,778	5	10,088	9	21,271	19	18,721	13	33,942	10	17,301
24	Poultry	20	5,766	158	92,209	48	19,440			292	132,967	195	66,615
25	Self-sufficing	39	2,260	10	1,011	16	2,221	2	280	29	2,201	12	1,179
26	Abnormal	68	7,554	248	92,103	77	15,341	10	8,655	213	191,707	173	120,784
	Livestock, sold or traded												
27	All types	263	198,345	364	877,859	319	384,443	127	487,867	676	766,400	908	1,067,582
28	General	56	15,901	15	4,776	85	15,585	16	9,269	58	18,582	61	36,052
29	Cash grain					18	12,930	2	285	40	31,447	64	29,935
30	Cotton									54	27,269		
31	Crop-specialty			57	35,636	3	369	3	3,549	107	41,552	31	8,799
32	Fruit	21	5,768	99	126,580	96	13,818			112	16,848	144	26,381
33	Truck			15	1,224					21	4,036	45	13,235
34	Dairy	51	22,844	77	138,795	35	19,318	50	70,338	86	102,405	275	162,278
35	Animal-specialty	4	6,230	19	29,525	14	16,745	8	19,051	19	65,830	22	30,813
36	Stock-ranch	59	136,353	11	277,247	40	265,633	37	382,943	42	330,656	46	673,808
37	Poultry	23	6,909	39	9,234	45	16,235			72	13,212	152	38,397
38	Self-sufficing	17	1,304	2	90	8	606			16	948	8	738
39	Abnormal	32	2,976	30	254,752	25	3,195	11	2,432	49	113,615	60	58,146
	Livestock products, sold or traded												
40	All types	336	287,640	1,373	2,502,196	606	703,684	144	311,679	1,880	2,991,868	1,864	3,317,171
41	General	64	35,026	30	10,687	45	25,354	17	14,971	86	40,014	74	61,204
42	Cash-grain					28	24,438	2	2,401	57	13,528	81	66,637
43	Cotton									104	49,237		
44	Crop-specialty			97	148,251	3	933	9	5,890	179	53,460	52	21,919
45	Fruit	39	7,604	649	183,008	235	73,982			420	168,968	389	101,219
46	Truck	1	65	32	4,088	3	493			72	33,773	33	10,029
47	Dairy	58	133,852	118	1,244,688	46	158,580	58	157,580	114	1,075,850	308	934,318
48	Animal-specialty	4	2,725	12	3,872	11	4,716	6	4,844	14	10,394	14	9,372
49	Stock-ranch	46	36,862	5	2,451	31	99,234	34	118,998	23	22,342	38	70,717
50	Poultry	36	64,485	324	888,715	120	307,780			634	1,412,028	644	1,925,877
51	Self-sufficing	35	2,040	10	682	21	1,291	2	116	41	2,738	19	1,357
52	Abnormal	53	4,971	96	15,754	63	6,888	16	8,879	145	108,336	212	64,522
	Forest products sold												
53	All types	116	45,685	19	3,214	116	23,320	31	8,392	40	9,294	59	14,523
54	General	30	6,018	1	150	15	4,597	8	2,516	3	270	4	483
55	Cash grain					1	40					4	495
56	Cotton									3	4,828		
57	Crop-specialty			2	1,160	1	30	2	459	6	629	5	2,075
58	Fruit	11	2,014	13	1,820	52	7,812			18	2,699	12	5,008
59	Truck	1	125									2	470
60	Dairy	11	2,284	1	20	5	400	6	455	2	121	8	1,236
61	Animal-specialty	2	796	1	24	3	1,745			2	404		
62	Stock ranch	12	2,812			9	3,208	9	1,370			5	635
63	Poultry	7	1,346	1	40	10	910			6	343	4	355
64	Self-sufficing	7	300			8	424	1	42				
65	Abnormal	35	29,990			14	4,154	5	3,550			8	3,766
	Farm products used by operator's family												
66	All types	451	116,304	2,534	253,195	1,238	204,568	163	48,591	2,613	411,498	2,763	434,671
67	General	67	21,824	32	6,452	48	13,522	17	4,701	99	22,949	76	17,979
68	Cash-grain					31	6,211	3	660	73	18,515	123	26,919
69	Cotton									161	27,884		
70	Crop-specialty			182	32,447	8	1,870	11	3,826	277	51,170	83	17,715
71	Fruit	62	12,719	1,626	123,782	768	114,241			820	111,046	919	120,264
72	Truck	3	825	116	13,982	14	1,977			186	28,093	252	37,108
73	Dairy	58	15,767	100	17,268	46	8,843	56	18,894	101	25,111	295	62,872
74	Animal-specialty	4	1,346	15	2,537	12	2,301	7	1,560	18	3,986	16	2,833
75	Stock-ranch	53	14,380	8	1,900	31	7,686	36	10,500	22	5,545	38	11,808
76	Poultry	36	10,398	267	32,983	114	21,286			556	73,632	591	89,877
77	Self-sufficing	65	15,954	18	3,385	46	10,484	6	1,843	82	14,144	52	10,317
78	Abnormal	108	22,991	170	18,389	120	16,147	27	6,307	218	29,623	323	35,979
	RECEIPTS FROM BOARDERS, LODGERS, ETC.												
79	All types	26	8,267	24	10,507	28	13,879	9	1,930	100	260,761	56	27,311
80	General	6	858			2	814	1	25	3	1,030	1	300
81	Cash-grain									2	91	1	240
82	Cotton												
83	Crop-specialty			3	500			1	450	12	2,348	2	787
84	Fruit	4	1,768	12	4,960	13	3,297			28	6,958	22	5,771
85	Truck									4	1,076	1	200
86	Dairy	1	800	1	90			5	1,280	7	1,590	3	780
87	Animal-specialty	1	240	1	25					1	50	1	700
88	Stock-ranch	2	245	1	700					1	300		
89	Poultry	1	148	4	2,372	2	660			17	3,983	13	3,776
90	Self-sufficing	3	599			2	560			2	315	2	270
91	Abnormal	8	3,609	2	1,860	9	8,548	2	175	23	243,020	10	14,487

FAMILY; AND RECEIPTS FROM BOARDERS, ETC.; 1929, BY TYPE OF FARM—Continued

of this table]

SAN BENITO		SAN BERNARDINO		SAN DIEGO		SAN FRANCISCO		SAN JOAQUIN		SAN LUIS OBISPO		SAN MATEO		SANTA BARBARA		SANTA CLARA		
Farms reporting	Value	Farms reporting	Value	Farms reporting	Value	Farms reporting	Value	Farms reporting	Value	Farms reporting	Value	Farms reporting	Value	Farms reporting	Value	Farms reporting	Value	
Number	Dollars	Number	Dollars	Number	Dollars	Number	Dollars	Number	Dollars	Number	Dollars	Number	Dollars	Number	Dollars	Number	Dollars	
1,007	6,116,955	6,830	99,125,306	3,503	11,887,406	49	589,039	5,500	27,992,380	1,630	7,809,084	694	4,346,440	1,320	10,940,398	6,087	24,623,517	1
26	63,732	72	141,432	218	307,679			180	419,960	101	218,174	40	154,845	50	251,144	39	126,338	2
19	107,690	4	8,320	20	131,998			493	3,451,556	233	837,336	9	39,014	43	158,438	4	19,950	3
								22	47,297									4
48	150,064	382	1,439,954	213	679,956	4	17,663	632	7,230,412	147	464,263	35	111,029	447	2,242,361	141	374,161	5
514	3,391,839	4,225	18,232,402	1,015	2,669,246			2,032	7,174,952	271	593,081	67	105,431	286	2,294,160	4,520	17,396,710	6
68	514,107	92	272,307	359	1,504,306	27	214,163	298	2,718,422	161	1,189,296	243	1,633,160	84	2,051,395	443	1,646,634	7
77	355,296	224	2,961,433	241	2,273,111	3	135,543	909	4,479,602	402	2,113,019	88	1,305,593	124	1,379,190	196	2,548,760	8
17	136,834	13	234,835	36	201,086			83	373,530	26	83,301	6	9,109	19	70,231	14	27,772	9
114	1,096,357	20	247,652	101	1,304,317			50	828,709	147	1,467,436	12	142,432	91	1,824,016	54	791,825	10
75	378,473	1,180	3,402,059	776	2,278,579	4	21,541	364	842,247	200	728,746	125	405,482	66	144,309	352	1,215,372	11
10	2,407	37	9,004	97	89,115			72	13,717	27	8,418	6	1,500	11	3,138	23	4,075	12
89	20,156	621	2,175,906	432	308,018	11	192,129	315	311,976	125	95,969	63	434,545	99	522,016	301	471,920	13
775	4,167,409	5,659	20,235,156	2,534	5,200,319	34	237,371	4,381	20,887,170	1,233	3,104,503	476	1,919,709	1,054	6,831,479	5,587	19,229,239	14
20	20,898	61	67,241	183	120,063			162	221,605	81	73,541	38	61,170	46	143,182	34	76,011	15
19	85,127	4	5,900	20	119,509			456	3,218,180	231	747,247	9	24,040	42	136,785	4	19,950	16
								22	36,437									17
48	156,186	382	1,349,596	213	622,549	4	17,413	625	6,989,169	145	357,344	35	101,437	447	1,987,467	141	348,022	18
490	3,269,511	3,926	17,795,539	931	2,458,885			1,907	6,759,450	233	427,098	65	90,367	277	2,192,346	4,421	16,887,467	19
68	503,369	92	255,595	358	1,434,216	27	212,438	235	2,668,259	150	1,139,894	242	1,559,932	84	2,027,197	442	1,501,826	20
20	24,927	104	208,302	93	70,479			886	409,059	164	184,821	30	15,656	43	116,160	60	167,068	21
10	10,476	6	19,510	13	8,021			55	90,200	15	18,826	3	564	3	6,988	8	6,114	22
41	71,628	5	4,014	48	90,099			20	30,590	54	116,816	5	26,337	29	77,311	11	47,785	23
40	41,685	626	254,721	366	147,578	1	225	191	79,437	87	24,895	26	13,640	24	13,578	152	90,774	24
1	100	13	592	48	4,268			27	2,128	7	1,025	2	345	4	178	12	538	25
18	4,002	440	271,748	261	124,668	2	7,265	205	52,656	66	14,996	22	25,314	55	120,307	232	93,686	26
313	1,164,968	532	2,504,078	740	1,715,297	19	194,049	1,865	1,503,544	1,047	1,850,431	290	438,515	539	2,296,245	566	1,257,882	27
19	18,347	83	24,970	107	49,968			132	55,934	86	35,932	36	39,256	37	46,350	20	14,680	28
14	9,784			5	7,439			178	123,973	160	75,442	6	5,152	19	4,943			29
								5	762									30
17	4,736	62	17,831	38	18,283			146	67,513	79	30,867	6	1,433	175	76,213	24	9,368	31
40	89,197	86	30,471	85	12,708			307	71,877	59	15,018	6	457	37	30,103	232	47,477	32
6	3,244	11	1,170	23	4,450	1	50	28	12,908	33	7,054	35	15,072	9	8,775	23	5,837	33
63	39,456	196	292,879	194	218,424	2	278	756	358,096	375	375,485	72	152,150	96	143,102	146	130,251	34
17	110,381	13	203,981	36	176,637			78	214,286	26	53,462	6	7,390	19	55,130	14	18,532	35
105	917,605	20	227,814	98	1,161,116			42	735,511	143	1,209,004	11	52,880	89	1,642,194	52	731,679	36
18	7,194	53	7,887	79	9,615			105	21,775	44	7,409	24	8,817	22	4,683	23	4,824	37
4	204	6	390	17	1,077			9	387	11	898	1	6	3	295	5	273	38
10	4,860	52	1,696,685	58	60,580	9	183,714	49	112,222	31	38,860	17	155,902	29	284,457	27	294,961	39
406	689,119	2,467	6,020,019	2,018	4,993,390	9	158,156	2,807	4,905,887	1,235	2,491,585	361	1,883,332	662	1,585,554	1,598	3,643,386	40
23	19,740	61	37,391	172	80,479			164	110,757	98	80,216	38	41,424	48	47,981	27	29,225	41
16	9,056			7	2,223			235	81,061	155	68,859	7	7,792	25	10,066			42
								13	7,761									43
19	5,855	140	37,447	86	18,233			237	109,404	76	54,380	10	3,488	204	108,335	20	10,804	44
83	51,829	607	277,606	315	110,462			600	167,480	94	25,709	23	5,047	89	21,459	354	197,771	45
3	2,352	31	7,643	94	24,833	1	275	84	5,765	33	15,968	32	27,737	13	6,326	44	8,022	46
77	279,817	234	2,422,509	241	1,031,659	3	135,955	909	3,533,580	402	1,442,196	88	1,122,137	124	1,097,932	196	2,237,218	47
13	13,214	8	9,304	22	8,565			63	56,454	17	7,381	3	585	9	4,533	8	1,886	48
74	84,013	9	13,209	54	26,122			30	56,829	90	106,981	6	58,555	32	85,632	18	3,919	49
75	221,671	1,180	3,038,967	776	2,016,662	4	20,916	364	694,762	200	670,329	125	370,413	66	115,777	352	1,088,320	50
5	393	22	1,578	53	3,663			22	1,295	18	1,283	2	34	5	490	6	294	51
18	2,579	225	174,358	198	70,119	1	1,000	136	90,679	62	19,083	27	246,620	47	86,484	64	64,927	52
34	10,316	30	6,450	130	21,077			39	8,281	35	21,626	18	3,064	68	15,505	60	14,001	53
3	228	2	290	40	6,598			3	324	15	2,376	2	1,240	6	2,628	6	1,114	54
								7	570	15	2,375			1	363			55
																		56
		2	1,040	2	164			6	1,399	3	117	2	150	22	3,549	1	60	57
7	1,645	15	2,874	20	2,438			9	2,428	10	2,656	3	1,328	15	4,937	32	5,626	58
		2	260							2	52			2	320			59
1	12	3	40	10	896			5	1,818	14	3,044	5	826	7	514			60
1	12			3	720			1	5	1	305			1	160			61
14	3,125	1	530	23	5,200			5	1,152	13	4,354	4	2,220	8	1,314	9	3,562	62
3	600	3	56	9	1,361					3	338			1	40	2	120	63
2	94			8	626											1	45	64
3	4,600	3	1,360	15	3,074			3	585	9	6,109	2	1,600	5	1,680	9	3,474	65
661	93,113	3,175	359,610	2,719	457,393	19	3,470	4,351	617,558	1,573	340,889	560	96,397	1,020	221,635	3,873	390,009	66
26	5,019	71	11,540	212	50,572			178	31,340	101	26,109	39	11,755	50	11,023	30	5,308	67
16	5,723	1	20	15	2,832			346	57,772	211	46,413	7	2,030	37	6,281			68
								18	2,337									69
31	3,797	351	34,040	142	35,727	3	350	434	63,637	106	31,555	25	4,521	369	68,797	65	5,907	70
261	29,657	1,961	135,912	601	84,753			1,413	183,717	190	32,600	58	8,232	167	45,315	2,747	258,369	71
51	5,142	61	7,639	263	40,807	11	1,400	250	31,490	114	25,328	171	30,419	53	8,278	308	30,949	72
63	11,084	203	37,705	224	50,653	1	300	852	149,049	394	107,473	84	17,524	115	21,462	168	34,223	73
14	3,731	12	2,040	34	8,843			69	13,835	34	5,127	4	570	15	3,420	11	1,340	74
94	19,988	13	2,085	84	31,780			25	4,637	136	30,281	6	1,740	63	17,565	36	4,880	75
53	7,323	959	100,426	721	103,368	3	400	334	46,273	180	25,875	113	12,612	61	10,231	306	31,334	76
10	1,616	37	6,444	97	20,491			72	9,907	27	5,307	6	1,115	11	2,175	23	2,927	77
27	4,015	306	31,757	321	49,577	2	120	230	25,834	98	18,921	45	5,509	79	28,088	169	14,872	78
19	3,946	85	34,759	82	71,876			48	14,618	96	12,452	14	7,942	27	12,570	54	35,434	79
1	50	5	527	11	3,063			6	1,520	4	436	1	96	3	630	2	215	80
3	373							3	860	2	408			1	100			81
																		82
1	150	4	910	5	1,910			5	654					2	370	1	480	83
3	955	20	6,835	14	3,884			10	4,078	5	1,343	3	646	3	2,090	26	6,350	84
		3	450	3	360			3	560							1	500	85
		3	746	7	636			5	1,365	3	940	1	600	1	600	8	8,170	86
				3	130			4	1,078					2	280			87
5	1,012	1	800	4	775					3	327			1	480			88
2	38	18	4,836	15	3,103			5	1,908	5	1,269	6	1,941	4	1,575	8	1,455	89
1	300			4	720			2	193									90
4	959	11	18,955	22	57,115			6	2,503	4	7,733	3	5,360	9	7,745	8	18,263	91

COUNTY TABLE III.—VALUE OF FARM PRODUCTS SOLD, TRADED, OR USED BY OPERATOR'S

[See note, p 396, beginning

	CLASS OF PRODUCT AND TYPE OF FARM (See definitions in Introduction)	SANTA CRUZ		SHASTA		SIERRA		SISKIYOU		SOLANO		SONOMA	
		Farms reporting	Value	Farms reporting	Value	Farms reporting	Value	Farms reporting	Value	Farms reporting	Value	Farms reporting	Value
	All products (sold, traded, or used by operator's family)	*Number*	*Dollars*	*Number*	*Dollars*	*Number*	*Dollars*	*Number*	*Dollars*	*Number*	*Dollars*	*Number*	*Dollars*
1	All types	1,766	7,036,233	1,068	2,395,871	83	395,491	1,055	4,144,308	1,425	10,024,468	6,367	25,992,929
2	General	41	115,078	142	226,114	4	10,978	104	240,439	40	132,129	105	169,109
3	Cash grain			34	129,770			100	460,384	163	1,464,524	20	134,972
4	Cotton												
5	Crop-specialty	63	266,071	51	92,846	6	11,111	105	246,656	30	148,911	118	596,107
6	Fruit	833	3,075,479	126	174,766			11	9,966	584	2,958,212	2,297	5,180,823
7	Truck	111	1,658,170	28	44,157			5	7,810	58	1,046,553	27	78,205
8	Dairy	71	420,209	75	283,860	24	107,487	289	1,485,844	128	952,903	562	2,565,673
9	Animal-specialty	11	24,361	161	552,110			64	300,248	68	254,365	22	66,647
10	Stock-ranch	7	72,288	131	552,288	24	244,253	161	1,242,934	134	1,373,059	138	744,566
11	Poultry	489	1,394,198	57	110,602			33	53,643	131	294,063	2,519	15,973,322
12	Self-sufficing	23	5,808	115	50,719	14	6,960	87	37,782	17	4,659	74	23,592
13	Abnormal	117	104,571	168	78,839	11	14,702	96	49,602	74	1,395,088	475	460,453
	Crops (incl plants, flowers, etc), sold or traded												
14	All types	1,327	4,209,929	638	535,502	46	28,408	621	867,709	1,056	6,825,752	5,821	5,999,068
15	General	39	60,630	108	57,023	4	1,855	83	63,051	37	62,327	92	51,340
16	Cash grain			34	89,537			99	377,795	163	1,094,662	19	124,097
17	Cotton												
18	Crop-specialty	63	255,196	51	70,402	6	10,111	104	199,373	30	138,746	118	519,881
19	Fruit	821	2,895,205	103	131,583			10	6,032	530	2,796,887	2,136	4,503,490
20	Truck	111	1,647,490	28	33,897			5	5,371	57	1,014,745	27	72,019
21	Dairy	24	31,774	40	18,122	6	3,940	127	77,706	39	56,358	222	124,262
22	Animal-specialty	7	3,153	80	31,777			37	48,534	50	59,424	16	11,957
23	Stock ranch	3	20,093	41	32,253	16	10,631	62	74,740	56	215,400	58	78,243
24	Poultry	174	58,174	19	3,905			12	4,321	51	17,562	553	340,871
25	Self-sufficing	14	1,162	55	4,516	9	1,281	46	4,790	8	686	29	2,599
26	Abnormal	71	36,052	79	12,487	5	590	36	5,390	35	1,365,955	251	169,704
	Livestock, sold or traded												
27	All types	281	187,855	675	1,018,724	46	240,391	721	1,523,266	612	1,565,028	1,754	1,078,919
28	General	19	24,848	115	42,454	4	2,367	94	51,871	36	36,855	80	25,735
29	Cash-grain			24	16,143			51	33,187	105	222,589	10	3,538
30	Cotton												
31	Crop-specialty	7	1,337	20	5,512	1	80	37	14,631	8	3,614	52	19,917
32	Fruit	101	23,588	37	10,462			2	372	78	64,573	461	82,017
33	Truck	6	425	9	925			1	54	8	17,696	4	120
34	Dairy	53	53,937	65	46,946	21	38,813	244	298,304	117	139,070	469	272,887
35	Animal specialty	10	12,040	161	437,191			62	189,573	67	142,694	32	36,919
36	Stock-ranch	7	47,084	117	432,245	15	198,479	159	924,694	132	915,295	136	422,717
37	Poultry	60	12,291	15	3,152			17	4,942	38	7,589	403	123,478
38	Self-sufficing	3	101	47	4,811	2	330	22	2,025	5	232	25	1,351
39	Abnormal	15	2,204	65	15,883	3	322	32	9,563	18	14,821	82	89,640
	Livestock products, sold or traded												
40	All types	919	1,687,725	708	538,002	50	97,644	827	1,409,123	798	1,419,794	4,585	17,942,148
41	General	27	5,568	126	76,105	4	3,619	98	75,382	37	23,194	98	55,208
42	Cash grain			24	16,620			66	30,372	127	120,038	11	4,142
43	Cotton												
44	Crop-specialty	13	4,332	20	5,154	1	145	51	17,872	14	3,603	60	37,531
45	Fruit	220	52,433	52	11,258			5	490	121	22,258	861	309,728
46	Truck	20	3,569	14	2,464			3	1,380	8	7,471	5	1,021
47	Dairy	71	318,635	75	194,073	24	57,807	289	998,802	126	727,825	552	2,037,856
48	Animal-specialty	9	7,611	122	80,227			54	50,875	65	40,038	28	11,706
49	Stock-ranch	5	3,861	82	47,036	12	29,741	134	184,168	125	215,750	123	202,637
50	Poultry	489	1,269,339	57	89,660			33	36,400	131	250,990	2,519	15,153,668
51	Self-sufficing	10	727	64	4,577	4	507	43	2,690	8	696	42	4,578
52	Abnormal	55	18,650	70	10,528	5	5,825	51	8,692	36	7,931	226	123,769
	Forest products sold												
53	All types	87	49,629	131	32,404	9	8,000	137	36,661	25	7,808	329	101,808
54	General	6	987	27	4,816	2	1,350	24	7,971	1	300	33	10,747
55	Cash-grain			2	500			3	364			1	400
56	Cotton												
57	Crop-specialty	1	480	7	584			5	1,526			9	815
58	Fruit	46	12,804	6	1,366					16	5,163	116	25,583
59	Truck	3	240									2	300
60	Dairy	4	538	7	510	2	323	40	5,259	1	50	43	8,635
61	Animal-specialty			13	3,985			13	3,939			1	75
62	Stock ranch	1	350	22	6,284	3	177	26	10,682	5	2,249	32	13,820
63	Poultry	7	1,181	5	2,328			2	204	2	41	41	9,515
64	Self-sufficing	1	42	14	1,223	1	250	12	819			5	216
65	Abnormal	18	33,002	28	10,808	1	6,000	12	5,837			46	31,602
	Farm products used by operator's family												
66	All types	1,341	201,095	958	273,239	68	21,048	980	301,555	1,084	206,089	5,536	370,997
67	General	41	10,045	139	45,715	4	1,787	104	42,164	40	9,453	104	26,141
68	Cash grain			25	6,970			80	18,066	128	27,235	15	2,195
69	Cotton												
70	Crop-specialty	38	4,726	38	9,994	4	775	79	13,204	19	2,948	83	17,963
71	Fruit	596	90,449	89	20,097			10	2,472	398	66,321	1,778	259,405
72	Truck	51	6,436	24	6,871			5	1,005	37	6,641	24	4,745
73	Dairy	67	15,330	75	24,209	24	6,704	285	105,773	118	29,600	545	121,433
74	Animal-specialty	10	1,557	146	48,930			58	16,327	63	12,209	27	5,990
75	Stock ranch	5	900	111	34,470	14	5,225	149	46,650	99	24,365	119	27,149
76	Poultry	412	53,213	56	11,557			31	7,716	117	17,881	2,400	345,790
77	Self-sufficing	23	2,776	115	35,292	14	4,592	87	27,456	17	3,045	74	14,448
78	Abnormal	98	14,663	140	29,133	8	1,965	92	20,120	48	5,381	367	45,738
	RECEIPTS FROM BOARDERS, LODGERS, ETC.												
79	All types	42	56,380	62	27,473	4	5,969	39	13,923	20	4,964	123	131,556
80	General	2	115	11	1,581	1	1,000	5	1,124	1	560	5	932
81	Cash-grain			1	200					1	240		
82	Cotton												
83	Crop-specialty	1	300	3	450			2	1,100				
84	Fruit	16	8,579	2	700			3	130	7	1,792	42	11,502
85	Truck	1	300	2	377					1	150	2	100
86	Dairy	6	1,551	1	30	1	480	8	2,787	2	650	6	955
87	Animal-specialty	1	300	9	1,025			1	75	2	815	1	20
88	Stock ranch			6	956			6	1,212	1	2	9	2,480
89	Poultry	9	3,430	3	210			2	1,025	3	500	26	6,811
90	Self-sufficing			8	1,057			4	272	1	75	2	350
91	Abnormal	6	41,745	16	20,886	2	4,489	8	6,198	1	180	30	108,405

FAMILY; AND RECEIPTS FROM BOARDERS, ETC.; 1929, BY TYPE OF FARM—Continued

of this table]

STANISLAUS		SUTTER		TEHAMA		TRINITY		TULARE		TUOLUMNE		VENTURA		YOLO		YUBA		
Farms reporting	Value	Farms reporting	Value	Farms reporting	Value	Farms reporting	Value	Farms reporting	Value	Farms reporting	Value	Farms reporting	Value	Farms reporting	Value	Farms reporting	Value	
Number	*Dollars*	*Number*	*Dollars*	*Number*	*Dollars*	*Number*	*Dollars*	*Number*	*Dollars*	*Number*	*Dollars*	*Number*	*Dollars*	*Number*	*Dollars*	*Number*	*Dollars*	
5,641	31,053,730	1,710	9,441,838	1,704	5,115,473	294	448,908	6,784	37,578,140	363	709,037	1,573	30,710,904	1,564	10,170,901	531	3,910,848	1
265	697,887	57	184,525	128	167,785	47	62,999	183	363,414	51	67,416	22	29,363	68	132,539	51	80,972	2
206	1,226,876	260	3,245,914	100	402,957	4	7,421	130	740,191					349	2,950,180	53	382,096	3
28	100,141	3	16,182					727	5,270,732									4
813	2,284,697	115	1,803,587	57	96,513	5	7,619	214	524,145	11	16,939	435	6,461,797	146	1,565,978	34	229,982	5
1,594	6,845,216	947	2,957,076	457	494,102	5	9,570	3,388	21,098,846	35	83,247	829	11,817,901	406	951,410	149	1,167,702	6
219	922,564	12	35,805	12	49,728			71	227,240			61	651,460	108	1,062,455	15	25,793	7
1,567	5,926,320	102	488,399	107	800,039	14	25,591	1,020	5,089,347	23	122,431	80	433,448	183	1,030,431	55	208,510	8
37	181,868	37	273,729	87	206,527	22	35,354	114	632,302	19	26,498	7	11,230	107	825,328	18	92,840	9
94	1,248,889	22	496,283	236	2,702,968	52	226,644	238	2,502,453	68	825,530	37	512,156	53	409,076	72	622,864	10
451	1,250,655	79	177,971	253	497,536			272	688,202	20	35,781	52	276,862	61	178,749	38	81,406	11
16	3,908	11	2,460	47	10,361	72	81,832	78	17,957	23	8,698	8	1,445	11	3,365	18	7,238	12
351	865,199	65	259,905	220	234,957	73	41,878	849	423,311	83	15,497	92	515,242	72	1,060,690	28	11,445	13
4,589	11,838,047	1,391	7,467,798	878	1,051,640	171	49,906	5,445	37,313,849	163	112,704	1,406	18,809,166	1,339	6,983,107	378	1,733,876	14
256	877,427	52	79,795	92	41,308	40	14,830	153	129,128	44	15,293	14	12,919	53	38,092	43	17,101	15
206	1,106,920	260	2,971,650	100	317,519	4	4,739	128	669,924					348	2,472,198	53	332,622	16
28	90,590	3	16,084					724	4,920,334									17
813	1,901,509	115	1,240,620	57	81,079	5	5,283	218	436,972	11	10,813	434	6,302,910	146	1,487,237	34	222,973	18
1,538	6,291,023	710	2,741,963	269	292,791	5	7,262	3,310	20,245,229	33	65,864	796	11,534,286	325	787,887	138	1,082,104	19
219	847,160	12	84,833	12	46,332			67	220,341			60	642,470	108	1,049,013	15	25,503	20
833	708,847	43	46,979	46	22,527	5	950	360	362,750	7	771	14	29,537	76	100,125	25	9,661	21
25	17,675	26	61,760	34	19,265	15	2,211	70	115,303	11	2,586	2	1,134	84	151,160	11	11,149	22
31	67,585	12	33,582	41	168,734	31	8,105	42	47,369	24	8,419	12	28,329	18	35,506	21	25,320	23
299	146,306	40	22,315	115	87,898			144	85,381	12	6,387	23	33,514	82	15,789	16	4,423	24
10	474	3	85	12	502	33	3,078	32	2,741	10	692	1	20	2	230	9	830	25
271	80,531	45	218,132	94	23,687	33	3,448	202	78,377	11	1,869	52	223,047	37	844,868	12	2,190	26
2,699	3,183,079	517	851,318	835	2,419,581	175	290,810	2,301	4,140,174	180	318,699	347	710,830	783	1,554,440	300	587,479	27
177	46,274	44	81,138	106	46,269	36	12,786	142	84,190	40	13,465	8	3,814	62	84,241	44	20,923	28
62	67,515	102	145,606	43	47,062	3	1,259	35	38,513					190	299,065	30	13,147	29
4	896	1	60					155	131,943									30
275	54,766	36	19,534	13	1,756	4	807	53	27,219	4	1,235	84	37,684	42	16,975	7	920	31
362	67,355	140	35,062	103	20,981	1	90	506	170,070	11	8,746	74	89,223	86	49,361	46	24,473	32
51	11,156	1	35	2	88			8	488			2	283	11	2,727	1	15	33
1,395	569,663	92	65,372	92	45,711	10	2,788	900	625,373	17	13,317	14	22,148	166	163,958	50	27,200	34
37	137,326	36	149,050	86	129,018	22	16,319	114	433,367	19	14,015	7	8,345	107	514,446	18	50,301	35
81	1,064,136	21	366,132	230	1,956,511	51	178,443	223	2,346,146	64	267,526	33	449,427	60	303,390	72	446,018	36
117	15,673	30	6,195	95	23,518			72	17,207	7	454	6	3,135	27	6,178	18	3,398	37
1	20	1	20	8	710	24	2,563	12	933	7	701	1	98	4	191	5	485	38
67	147,299	13	33,114	57	147,962	24	5,755	79	264,716	11	2,238	18	96,768	18	143,918	9	599	39
3,906	6,581,395	910	919,356	1,212	1,372,898	165	69,919	3,401	5,361,587	909	178,391	502	987,694	930	1,413,313	355	475,197	40
253	283,497	54	60,023	124	69,892	40	15,834	169	111,796	47	15,688	15	7,609	64	43,355	48	27,718	41
73	31,574	154	91,786	58	26,435	2	223	70	16,935					213	129,915	38	25,504	42
10	6,640	1	88					242	153,519									43
444	258,751	59	27,114	28	7,321	4	248	85	40,121	7	946	150	49,418	56	40,259	14	1,804	44
764	330,932	369	91,106	244	67,247	2	1,018	1,133	382,628	16	3,295	195	118,591	173	72,550	62	33,968	45
85	43,152	2	387	5	1,978			8	930			7	2,544	10	2,239			46
1,567	4,406,655	103	356,816	107	210,968	14	17,486	1,020	3,935,971	23	99,913	30	375,396	183	723,338	55	157,969	47
23	22,518	33	56,552	64	42,089	16	9,158	82	63,610	15	3,852	3	345	94	183,061	17	26,247	48
58	101,557	20	92,514	177	512,480	22	19,176	126	75,424	45	28,826	15	30,024	38	61,800	59	131,536	49
451	1,085,402	79	189,074	253	401,641			272	549,239	20	22,526	52	232,072	41	147,808	38	66,845	50
11	591	9	675	22	1,819	40	2,314	39	2,792	16	819	2	38	9	766	8	371	51
167	110,061	28	3,271	130	31,026	35	3,762	156	28,622	20	3,566	33	171,162	29	55,106	16	3,215	52
59	9,964	63	11,664	114	55,717	61	16,901	119	44,517	92	17,769	40	15,646	27	14,290	67	15,640	53
4	558			18	4,032	13	4,525	13	1,665	27	6,198			3	862	13	2,784	54
1	20	9	5,208	2	320			2	1,517					1	160	2	2,240	55
								1	40									56
7	485	4	1,294	3	416	1	50	5	844	4	696	10	4,570	1	65	2	85	57
14	833	11	2,881	8	1,521			24	4,781	9	1,575	26	3,311	6	565	13	3,308	58
														1	180			59
20	3,137	4	406	6	587	1	14	11	1,831	11	1,062			1	400	3	287	60
2	54	1	150	18	2,421	5	382	11	1,754	7	645			5	4,620	5	663	61
6	2,908	3	1,400	30	31,722	14	1,254	25	11,288	15	2,861	1	300	4	586	19	4,393	62
2	70			7	1,651			3	359	6	694					1	165	63
1	54			3	125	8	519			3	356					6	375	64
2	1,845	1	315	19	12,922	19	9,457	24	20,438	10	3,068	3	2,464	5	6,802	3	300	65
4,771	842,806	1,197	191,710	1,396	215,637	166	98,773	4,666	718,013	369	76,481	892	187,579	1,136	296,112	442	96,656	66
365	40,131	57	13,560	123	26,264	47	15,024	183	36,626	51	16,777	22	4,021	68	15,989	51	11,446	67
134	18,347	186	31,664	70	11,621	4	1,200	80	13,302					240	48,852	46	8,543	68
16	2,015							381	64,896									69
632	60,186	82	15,025	37	5,941	5	1,231	122	18,969	11	3,250	312	67,320	103	21,342	24	4,300	70
1,348	155,073	590	86,064	287	41,562	5	1,200	2,071	296,138	31	5,827	443	67,490	270	41,047	116	23,829	71
180	21,096	7	550	10	1,330			39	5,481			39	6,163	50	8,296	3	275	72
1,521	338,018	100	18,536	103	20,246	14	4,353	970	163,422	23	6,768	39	5,867	180	42,610	54	13,393	73
35	4,300	33	6,217	78	15,739	22	7,264	100	18,268	18	5,400	7	1,406	88	22,021	16	4,480	74
52	12,703	16	2,655	161	33,521	50	19,666	182	22,226	62	17,898	19	4,076	34	7,792	55	15,597	75
431	63,204	71	10,357	216	32,830			234	36,016	30	5,720	52	8,141	59	8,984	37	6,578	76
16	2,769	11	1,680	47	7,205	72	23,358	78	11,491	23	6,130	8	1,289	11	2,178	18	5,177	77
261	25,463	45	5,073	162	19,358	69	19,456	226	31,158	30	5,701	60	21,806	35	7,001	22	5,141	78
61	14,190	18	11,961	80	10,569	64	41,932	62	26,307	11	3,386	30	10,687	10	12,198	13	3,198	79
7	1,933			4	1,308	12	2,990	2	415	2	290	1	40	1	1,000	3	240	80
1	120	3	305	3	595									1	3	1	800	81
								4	1,430									82
5	1,230			1	480			1	120	1	300	1	60			1	300	83
12	3,950	7	9,846	5	378			29	6,004	1	909	17	7,917	3	4,110	3	161	84
2	264													1	500			85
13	2,830							7	2,755	2	170	1	120	1	300	1	365	86
				2	400	4	530	1	162	1	50	1	240	1	125			87
1	100			8	1,544	8	2,260	2	465			3	920			1	100	88
6	1,695	3	910	7	1,246			3	350	2	360	3	460	1	190			89
				1	200	10	1,197	1	60							1	70	90
4	1,917	1	300	7	4,521	20	34,915	12	24,596	2	315	2	840	1	850	2	1,007	91

COUNTY TABLE IV.—SPECIFIED LIVESTOCK, 1930, AND

[See NOTE,

	TYPE OF FARM, BY CLASS OF ANIMALS (See definitions in Introduction)	THE STATE		ALAMEDA		ALPINE		AMADOR		BUTTE	
		Farms reporting	Animals or quantity	Farms reporting	Animals or quantity	Farms reporting	Animals or quantity	Farms reporting	Animals or quantity	Farms reporting	Animals or quantity
	General farms										
1	Horses and mules, excluding colts ... number	3,181	11,475	54	257			31	93	62	197
2	Cows and heifers kept mainly for milk ... number	3,309	19,141	60	470			34	152	66	374
3	beef ... number	456	4,816	12	127			11	106	6	54
4	Other cattle, including calves ... number	3,028	35,655	54	963			34	629	57	514
5	Sows and gilts ... number	696	2,766	4	8			11	36	22	82
6	Other hogs, excl pigs under 3 mos old ... number	1,223	17,545	15	257			11	116	27	351
	Cash-grain farms										
7	Horses and mules, excluding colts ... number	2,644	16,971	31	190			4	14	152	683
8	Cows and heifers kept mainly for milk ... number	2,159	9,911	29	255			5	29	141	613
9	beef ... number	397	6,564	5	60					20	422
10	Other cattle, including calves ... number	1,908	27,787	26	735			4	31	121	1,505
11	Sows and gilts ... number	629	4,543	2	5			1	5	40	245
12	Other hogs, excl pigs under 3 mos old ... number	950	30,709	12	134			1	25	55	2,326
	Cotton farms										
13	Horses and mules, excluding colts ... number	2,233	9,373								
14	Cows and heifers kept mainly for milk ... number	1,368	5,259								
15	beef ... number	20	210								
16	Other cattle, including calves ... number	725	5,955								
17	Sows and gilts ... number	108	536								
18	Other hogs, excl pigs under 3 mos old ... number	227	3,993								
	Crop-specialty farms										
19	Horses and mules, excluding colts ... number	6,258	28,772	133	795					87	306
20	Cows and heifers kept mainly for milk ... number	3,861	18,350	100	617					74	268
21	beef ... number	223	3,612	24	290					6	63
22	Other cattle, including calves ... number	2,667	27,241	103	1,803					50	519
23	Sows and gilts ... number	410	2,012	9	24					11	54
24	Other hogs, excl pigs under 3 mos old ... number	996	11,624	11	32					25	657
	Fruit farms										
25	Horses and mules, excluding colts ... number	21,125	53,074	295	577			36	94	300	785
26	Cows and heifers kept mainly for milk ... number	11,727	27,379	192	299			27	73	287	584
27	beef ... number	494	6,314	4	75			2	4	13	155
28	Other cattle, including calves ... number	6,521	41,007	90	389			22	164	183	761
29	Sows and gilts ... number	899	4,055	9	24			8	30	21	53
30	Other hogs, excl pigs under 3 mos old ... number	2,340	26,337	31	124			11	99	52	304
	Truck farms										
31	Horses and mules, excluding colts ... number	4,592	14,259	261	670					19	45
32	Cows and heifers kept mainly for milk ... number	1,338	3,716	166	253					11	49
33	beef ... number	48	756	5	201						
34	Other cattle, including calves ... number	701	6,427	65	392					5	35
35	Sows and gilts ... number	100	1,147	8	120					3	6
36	Other hogs, excl pigs under 3 mos old ... number	477	5,926	45	406					7	30
	Dairy farms										
37	Horses and mules, excluding colts ... number	12,080	43,425	100	529	5	36	22	78	106	314
38	Cows and heifers kept mainly for milk ... number	14,851	427,683	126	6,530	7	157	31	678	138	2,276
39	beef ... number	342	3,716	5	26			2	5	2	5
40	Other cattle, including calves ... number	14,325	371,198	119	5,882	7	200	29	697	130	2,046
41	Sows and gilts ... number	1,881	7,189	14	37	2	4	8	62	15	78
42	Other hogs, excl pigs under 3 mos old ... number	3,329	40,091	25	82	4	29	10	465	37	400
	Animal-specialty farms										
43	Horses and mules, excluding colts ... number	1,583	7,648	39	249			21	85	42	154
44	Cows and heifers kept mainly for milk ... number	1,265	8,099	36	288			19	71	25	76
45	beef ... number	503	14,421	11	277			12	171	12	192
46	Other cattle, including calves ... number	1,422	44,268	43	1,709			26	747	33	800
47	Sows and gilts ... number	843	11,200	11	85			16	84	20	254
48	Other hogs, excl pigs under 3 mos old ... number	1,073	70,790	11	856			15	877	24	1,706
	Stock ranches										
49	Horses and mules, excluding colts ... number	4,072	35,506	60	570	7	62	77	388	87	639
50	Cows and heifers kept mainly for milk ... number	2,125	15,938	34	283	4	27	36	172	36	338
51	beef ... number	2,870	275,096	52	3,031	5	805	60	5,523	62	3,291
52	Other cattle, including calves ... number	4,084	570,673	69	10,327	6	1,257	82	11,535	88	7,958
53	Sows and gilts ... number	781	5,321	5	12	2	4	16	53	16	328
54	Other hogs, excl pigs under 3 mos old ... number	1,287	37,941	7	74	2	27	23	333	29	2,802
	Poultry farms										
55	Horses and mules, excluding colts ... number	3,866	6,860	81	137			7	17	58	111
56	Cows and heifers kept mainly for milk ... number	4,052	12,344	83	187			8	19	73	187
57	beef ... number	133	781	1	1			1	1	8	47
58	Other cattle, including calves ... number	2,507	12,216	31	144			5	22	54	196
59	Sows and gilts ... number	208	582	3	8			2	6	4	9
60	Other hogs, excl pigs under 3 mos old ... number	494	3,724	3	13			1	1	14	146
	Self-sufficing farms										
61	Horses and mules, excluding colts ... number	1,204	2,674	11	30			23	41	20	43
62	Cows and heifers kept mainly for milk ... number	1,068	2,041	17	29			25	51	17	26
63	beef ... number	171	639					3	14	2	10
64	Other cattle, including calves ... number	867	3,537	9	30			21	71	14	43
65	Sows and gilts ... number	133	329					3	6	3	4
66	Other hogs excl pigs under 3 mos old ... number	354	1,822					7	42	7	64
	Abnormal and unclassified farms										
67	Horses and mules, excluding colts ... number	4,911	19,605	50	257	1	16	29	62	85	265
68	Cows and heifers kept mainly for milk ... number	3,974	23,986	50	294	1	4	24	51	83	205
69	beef ... number	493	10,015	4	73	1	4	7	59	13	98
70	Other cattle, including calves ... number	3,074	56,540	31	689	1	10	27	224	37	291
71	Sows and gilts ... number	464	16,259	8	103			5	17	17	50
72	Other hogs, excl. pigs under 3 mos old ... number	1 053	121,523	11	1,817	1	12	5	24	25	916
	SPECIFIED ITEMS, BY TWO TYPES OF FARMS										
73	Steers, 2 years old and over ... Ranches ... number		177,081		4,663		325		3,130		1,867
74	Steers, 2 years old and over ... All other ... number		45,248		916		53		240		353
75	Sheep, excluding lambs ... Ranches ... number	2,138	1,783,866	30	20,703	4	4,350	41	11 258	49	40,204
76	Sheep, excluding lambs ... All other ... number	4,794	667,420	95	7 617	5	343	63	5,003	170	33,845
77	All cows milked ... Dairy ... number	15,179	440 290	133	6,814	7	155	31	616	142	2,526
78	All cows milked ... All other ... number	37,626	149,756	756	3,103	6	52	229	808	852	2,817
79	Of beef or dual purpose breeding ... Dairy ... number	1,141	20 394	14	221			2	44	6	40
80	Of beef or dual purpose breeding ... All other ... number	4,868	20,948	108	619	2	20	88	320	117	347
81	Milk produced ... Dairy ... No and gals	15,179	356,221,444	133	6,243,349	7	125,975	31	396,231	142	1,764,833
82	Milk produced ... All other ... No and gals	37,626	89,308,565	756	1,565,548	6	36,740	229	262,778	852	1,877,380
83	Production, per cow ... Dairy ... gallons		809		916		813		643		699
84	Production, per cow ... All other ... gallons		596		505		707		449		560
85	Whole milk sold ... Dairy ... gallons		268,187,404		5,813,204				236,176		919,001
86	Whole milk sold ... All other ... gallons		28,928,046		477,937		400		173,304		303,461
87	Cream sold as butterfat ... Dairy ... pounds		24,523,415		61,736		37,657		33,631		250,048
88	Cream sold as butterfat ... All other ... pounds		10,524,170		181,459		10,800		19,112		209,635
89	Chickens over 3 months old on farms, Apr 1, 1930 ... Poultry ... number	14,992	12,950,942	646	447,977			11	3,267	170	64,326
90	Chickens over 3 months old on farms, Apr 1, 1930 ... All other ... number	69,445	4,516,342	1,005	74 513	11	589	290	16,365	1,507	89,249
91	Chicken eggs produced ... Poultry ... dozens		126 618,455		4,305,344				28,780		694 511
92	Chicken eggs produced ... All other ... dozens		32,803,157		478,442		5,270		126,212		615,744
93	Production, per chicken on hand ... Poultry ... dozens		9 8		9.6				8.8		10.8
94	Production, per chicken on hand ... All other ... dozens		7 3		6.4		8.9		7 7		6.9

LIVESTOCK PRODUCTS, 1929, BY TYPE OF FARM

bottom of p 8]

CALAVERAS		COLUSA		CONTRA COSTA		DEL NORTE		ELDORADO		FRESNO		GLENN		HUMBOLDT		IMPERIAL		
Farms reporting	Animals or quantity	Farms reporting	Animals or quantity	Farms reporting	Animals or quantity	Farms reporting	Animals or quantity	Farms reporting	Animals or quantity	Farms reporting	Animals or quantity	Farms reporting	Animals or quantity	Farms reporting	Animals or quantity	Farms reporting	Animals or quantity	
45	119	29	108	60	815	7	25	70	182	135	543	102	254	100	213	42	537	1
34	92	37	250	66	607	7	38	76	353	148	655	114	623	98	332	42	535	2
24	147	2	9	18	264	8	45	17	139	7	62	7	46	24	147	----	----	3
43	478	37	499	70	1,603	8	101	73	689	126	1,007	97	618	111	755	28	713	4
7	21	13	57	19	64	----	----	17	43	33	110	16	53	17	63	11	171	5
13	109	22	386	44	435	5	12	23	211	43	635	30	813	55	747	10	907	6
----	----	96	642	48	334	----	----	----	----	81	332	143	652	----	----	104	594	7
----	----	118	511	24	135	----	----	----	----	24	65	148	750	----	----	55	222	8
----	----	18	431	5	296	----	----	----	----	10	229	8	67	----	----	2	5	9
----	----	106	1,588	23	529	----	----	----	----	22	784	117	776	----	----	26	286	10
----	----	80	892	4	106	----	----	----	----	7	33	41	459	----	----	7	59	11
----	----	85	5,534	18	500	----	----	----	----	18	876	67	3,072	----	----	10	217	12
----	----	----	----	----	----	----	----	----	----	262	1,116	5	19	----	----	225	1,214	13
----	----	----	----	----	----	----	----	----	----	150	586	6	14	----	----	88	124	14
----	----	----	----	----	----	----	----	----	----	----	----	----	----	----	----	----	----	15
----	----	----	----	----	----	----	----	----	----	98	623	3	16	----	----	36	90	16
----	----	----	----	----	----	----	----	----	----	6	24	1	8	----	----	7	62	17
----		----	----	----	----	----	----	----	----	20	464	1	6	----	----	14	329	18
----	----	21	71	108	749	----	----	----	----	194	668	32	102	40	98	361	1,659	19
----	----	21	125	81	430	----	----	----	----	112	541	30	254	39	154	212	1,556	20
----	----	4	57	10	161	----	----	----	----	6	67	----	----	1	1	3	48	21
----	----	16	184	66	1,009	----	----	----	----	82	494	24	206	38	213	134	3,917	22
----	----	8	82	11	118	----	----	----	----	10	24	5	11	1	1	22	112	23
----	----	8	203	18	927	----	----	----	----	29	282	4	13	7	35	33	841	24
26	51	49	160	289	834	2	4	167	331	4,563	10,659	126	319	39	81	62	186	25
13	23	56	219	152	659	1	6	136	869	2,365	4,484	117	370	39	116	34	55	26
3	8	1	1	11	98	----	----	11	89	32	212	2	7	4	7	2	6	27
17	48	80	200	83	635	1	9	104	684	1,151	4,106	72	250	39	190	11	28	28
2	5	14	86	7	68	----	----	11	26	157	607	7	34	5	12	----	----	29
5	47	23	655	49	520	----	----	28	183	476	4,266	21	539	9	78	----	----	30
----	----	5	40	112	469	----	----	----	----	71	121	----	----	14	23	438	2,118	31
----	----	3	10	45	214	----	----	----	----	11	18	----	----	14	34	79	361	32
----	----	----	----	5	77	----	----	----	----	----	----	----	----	----	----	1	1	33
----	----	1	2	26	438	----	----	----	----	8	10	----	----	8	25	31	969	34
----	----	----	----	6	26	----	----	----	----	2	8	----	----	1	2	7	712	35
----	----	2	6	26	209	----	----	----	----	4	29	----	----	1	12	10	3,244	36
13	28	78	286	111	517	90	299	15	60	869	2,740	209	554	689	1,781	468	1,571	37
22	252	98	2,695	143	4,907	114	4,144	28	1,060	974	17,227	237	3,797	871	22,909	545	18,305	38
3	9	1	1	16	180	5	17	----	----	21	235	4	32	17	88	6	31	39
21	418	95	2,409	140	5,394	114	4,790	26	783	918	14,928	229	3,256	857	27,803	533	13,738	40
3	7	26	121	16	259	17	57	5	10	57	171	49	180	46	93	132	805	41
5	29	35	695	43	459	41	402	12	132	151	1,411	79	831	180	914	154	2,648	42
11	27	51	276	19	127	----	----	7	14	67	251	57	289	21	57	72	407	43
5	30	49	288	14	128	----	----	6	18	57	246	47	393	14	72	63	806	44
9	104	9	554	8	161	----	----	1	24	15	247	13	138	13	146	1	150	45
11	180	48	1,275	17	694	----	----	6	168	61	1,008	47	754	23	351	49	2,639	46
5	46	41	569	8	121	----	----	----	----	36	845	25	577	12	66	39	1,709	47
8	340	48	4,311	15	678	----	----	----	----	50	2,580	32	2,342	17	426	30	6,028	48
182	689	38	283	81	526	3	17	72	806	127	1,144	74	537	185	1,050	45	307	49
67	239	26	87	49	443	1	20	48	521	52	381	47	323	125	780	22	252	50
186	8,143	25	1,383	62	5,205	3	150	50	3,282	97	9,546	29	2,496	93	6,919	6	3,050	51
206	15,038	41	2,732	90	8,760	5	775	77	6,367	129	22,433	62	4,572	180	15,442	81	12,002	52
21	64	8	70	8	21	----	----	9	29	18	100	21	305	29	120	3	80	53
48	780	10	809	23	293	1	35	19	189	37	962	17	1,169	51	916	4	346	54
4	6	17	51	39	68	----	----	18	22	103	211	101	216	29	43	33	101	55
6	12	17	43	45	110	4	7	14	46	96	281	113	523	81	183	37	125	56
1	4	1	1	2	9	----	----	3	8	6	55	3	3	----	----	1	1	57
8	40	12	46	37	111	3	3	12	68	55	332	96	470	69	252	21	113	58
----	----	1	3	1	4	----	----	----	----	6	11	8	26	2	5	1	3	59
----	----	2	4	5	18	----	----	1	8	14	79	18	119	7	16	1	1	60
34	48	6	12	11	30	----	----	51	81	48	106	9	17	107	213	15	42	61
18	33	6	21	10	20	----	----	50	101	46	74	11	30	79	146	10	12	62
19	52	----	----	----	----	----	----	11	55	5	9	1	4	32	114	----	----	63
34	131	5	13	8	28	----	----	50	188	33	87	9	34	88	424	4	29	64
1	1	----	----	1	1	----	----	5	11	----	----	----	----	30	117	----	----	65
3	9	2	16	3	6	----	----	11	18	9	17	----	----	77	556	2	6	66
33	63	35	82	65	367	4	8	59	138	290	900	42	97	124	242	180	1,154	67
38	36	22	117	55	296	9	76	61	121	237	1,215	65	194	153	494	115	1,408	68
22	123	4	553	6	74	1	2	16	68	22	981	4	18	21	159	4	165	69
34	288	20	567	46	642	11	69	53	231	180	1,519	42	166	153	1,862	80	5,307	70
----	----	8	67	5	297	----	----	6	19	19	61	5	13	19	103	12	143	71
4	4	11	1,276	15	1,156	1	1	11	35	51	247	10	63	44	411	20	140	72
----	2,946	----	878	----	1,579	----	226	----	1,496	----	7,183	----	1,179	----	2,990	----	9,740	73
----	139	----	635	----	653	----	31	----	326	----	1,033	----	117	----	546	----	5,254	74
93	30,575	45	55,629	39	39,131	3	547	37	9,934	53	104,023	70	143,508	149	77,571	7	5,069	75
34	1,040	154	42,868	73	6,922	17	1,630	83	5,328	109	24,805	231	69,830	147	7,513	32	26,775	76
27	284	98	2,993	144	5,372	114	4,320	38	772	1,011	17,815	242	3,856	881	24,438	563	18,768	77
372	667	381	1,791	571	3,176	23	130	430	1,531	3,258	8,445	714	3,659	722	2,446	722	5,473	78
10	131	7	296	33	535	11	54	11	356	50	739	7	102	41	337	30	488	79
101	478	77	289	134	1,030	1	2	101	458	157	534	42	157	90	404	25	158	80
22	171,334	98	2,051,576	144	3,697,839	114	2,060,974	38	408,360	1,011	13,377,251	242	2,928,857	881	19,292,951	563	13,309,194	81
372	319,242	381	930,048	571	1,662,113	23	73,597	430	705,990	3,258	4,970,319	714	2,213,667	722	1,361,180	722	2,916,758	82
----	608	----	685	----	688	----	616	----	529	----	751	----	760	----	789	----	709	83
----	479	----	530	----	523	----	566	----	461	----	589	----	605	----	565	----	533	84
----	124,515	----	716,652	----	3,002,637	----	845,334	----	308,029	----	10,427,869	----	875,370	----	15,984,379	----	5,392,001	85
----	64,951	----	140,874	----	463,171	----	200	----	82,353	----	1,797,880	----	346,365	----	607,298	----	703,289	86
----	9,772	----	408,873	----	194,194	----	551,901	----	51,351	----	857,266	----	680,731	----	919,052	----	2,364,485	87
----	14,731	----	146,436	----	266,011	----	14,573	----	103,563	----	370,736	----	510,740	----	79,597	----	524,909	88
13	2,474	38	6,749	135	81,974	5	1,646	38	9,555	333	98,827	150	36,865	134	96,681	71	31,803	89
365	16,130	598	49,216	1,007	61,517	118	6,494	588	36,336	6,608	283,951	1,803	76,040	1,427	54,770	1,641	161,990	90
----	34,160	----	79,862	----	933,734	----	18,087	----	101,903	----	1,191,218	----	329,158	----	963,463	----	254,884	91
----	99,873	----	394,790	----	409,740	----	51,396	----	180,568	----	2,067,324	----	561,184	----	468,975	----	1,015,672	92
----	9.8	----	11.6	----	11.4	----	11.0	----	10.6	----	12.1	----	11.4	----	10.2	----	8.0	93
----	6.3	----	8.0	----	6.5	----	7.0	----	6.8	----	7.3	----	7.6	----	6.6	----	6.3	94

COUNTY TABLE IV.—SPECIFIED LIVESTOCK, 1930, AND

[See NOTE.

	TYPE OF FARM, BY CLASS OF ANIMALS (See definitions in Introduction)	INYO		KERN		KINGS		LAKE		LASSEN		LOS ANGELES	
		Farms reporting	Animals or quantity	Farms reporting	Animals or quantity	Farms reporting	Animals or quantity	Farms reporting	Animals or quantity	Farms reporting	Animals or quantity	Farms reporting	Animals or quantity
	General farms												
1	Horses and mules, excluding colts.....number..	22	85	73	203	43	128	58	165	38	245	24	84
2	Cows and heifers kept mainly for milk..number..	22	103	76	377	47	219	62	282	39	348	24	74
3	beef....number..	2	22	3	67	2	20	9	95	10	138		
4	Other cattle, including calves.....number..	16	171	61	560	38	349	65	514	38	774	22	113
5	Sows and gilts.....number..	5	8	7	61	7	26	13	39	15	33	2	7
6	Other hogs, excl pigs under 3 mos old..number..	5	67	14	857	10	117	21	277	27	213	2	12
	Cash-grain farms												
7	Horses and mules, excluding colts.....number..			33	211	42	188	12	55	25	320	11	85
8	Cows and heifers kept mainly for milk..number..			13	85	24	269	9	39	18	96	6	9
9	beef....number..			1	4	1	45	3	22	7	77		
10	Other cattle, including calves.....number..			11	93	18	307	12	161	19	244	4	71
11	Sows and gilts.....number..			1	30	4	48	2	4	10	27	1	8
12	Other hogs, excl pigs under 3 mos old..number..			4	151	3	356	6	83	13	95	1	2
	Cotton farms												
13	Horses and mules, excluding colts.....number..			638	2,217	73	453						
14	Cows and heifers kept mainly for milk..number..			457	1,193	62	618						
15	beef....number..			5	19	1	6						
16	Other cattle, including calves.....number..			184	962	47	985						
17	Sows and gilts.....number..			34	169	7	73						
18	Other hogs, excl pigs under 3 mos old..number..			72	911	11	537						
	Crop-specialty farms												
19	Horses and mules, excluding colts.....number..	27	241	163	634	54	153	15	56	24	160	667	2,853
20	Cows and heifers kept mainly for milk..number..	18	44	112	225	30	183	10	25	22	127	263	364
21	beef....number..	2	18	1	36			2	7	2	21	7	11
22	Other cattle, including calves.....number..	15	105	55	139	23	155	8	51	15	228	99	510
23	Sows and gilts.....number..	3	19	8	41	2	10			7	16	8	31
24	Other hogs, excl pigs under 3 mos. old..number..	11	234	15	302	6	20	1	2	9	127	21	201
	Fruit farms												
25	Horses and mules, excluding colts.....number..	8	31	167	510	551	1,443	155	319	2	7	855	2,006
26	Cows and heifers kept mainly for milk..number..	4	5	88	189	372	1,435	158	293	2	13	208	394
27	beef....number..			2	10	4	6	13	66			11	281
28	Other cattle, including calves.....number..	1	3	35	209	236	1,333	92	416	2	5	102	782
29	Sows and gilts.....number..			7	68	36	242	10	30	1	2	7	38
30	Other hogs, excl pigs under 3 mos old..number..			15	315	47	1,439	27	200	1	17	23	339
	Truck farms												
31	Horses and mules, excluding colts.....number..	3	13	33	73	6	12	2	2	3	8	842	1,971
32	Cows and heifers kept mainly for milk..number..	2	4	15	18			1	1	1	1	67	138
33	beef....number..											2	7
34	Other cattle, including calves.....number..	2	5	2	2			1	1	1	2	38	657
35	Sows and gilts.....number..			2	4							4	15
36	Other hogs, excl pigs under 3 mos old..number..			3	16	1	11	1	6	1	1	22	106
	Dairy farms												
37	Horses and mules, excluding colts.....number..	25	141	171	733	698	2,641	52	120	117	729	198	677
38	Cows and heifers kept mainly for milk..number..	29	676	198	4,652	749	15,574	62	658	114	1,979	814	41,053
39	beef....number..	3	38	2	88	6	50	2	7	10	84	7	127
40	Other cattle, including calves.....number..	29	1,104	186	3,771	722	11,494	60	801	118	2,741	731	23,758
41	Sows and gilts.....number..	10	44	31	86	72	329	7	10	45	104	6	23
42	Other hogs, excl pigs under 3 mos old..number..	16	174	33	328	100	1,094	34	197	59	490	21	123
	Animal-specialty farms												
43	Horses and mules, excluding colts.....number..			70	511	34	135	29	105	12	80	16	73
44	Cows and heifers kept mainly for milk..number..			50	287	28	202	28	100	9	40	10	83
45	beef....number..			25	1,543	2	21	9	179	6	184	5	104
46	Other cattle, including calves.....number..			63	5,300	31	358	31	471	11	556	11	288
47	Sows and gilts.....number..			29	683	18	236	9	48	7	24	7	332
48	Other hogs, excl pigs under 3 mos old..number..			40	2,221	22	2,184	14	464	7	188	11	2,601
	Stock ranches												
49	Horses and mules, excluding colts.....number..	51	643	114	1,971	22	189	38	197	109	2,453	21	175
50	Cows and heifers kept mainly for milk..number..	30	111	52	238	12	55	26	96	55	542	8	92
51	beef....number..	30	3,657	75	20,773	11	3,613	18	902	83	8,152	13	1,208
52	Other cattle, including calves.....number..	43	6,325	113	47,754	20	9,181	32	1,814	99	13,398	18	2,794
53	Sows and gilts.....number..	9	36	15	84			7	49	33	139	2	19
54	Other hogs, excl pigs under 3 mos old..number..	18	203	30	1,341			7	165	46	609	2	17
	Poultry farms												
55	Horses and mules, excluding colts.....number..	2	3	50	108	30	82	21	43	12	24	130	212
56	Cows and heifers kept mainly for milk..number..	7	11	48	97	25	124	24	85	10	43	136	290
57	beef....number..			1	9			3	3	1	8	2	21
58	Other cattle, including calves.....number..	3	8	24	113	19	113	16	86	11	77	66	220
59	Sows and gilts.....number..			3	24	2	6	1	4	1	1	3	8
60	Other hogs, excl pigs under 3 mos. old..number..			4	155	4	12	6	13	1	9	16	125
	Self-sufficing farms												
61	Horses and mules excluding colts.....number..			23	68	13	28	21	34	12	46	14	39
62	Cows and heifers kept mainly for milk..number..			23	89	18	33	26	39	11	25	12	21
63	beef....number..			2	2			2	6	2	10		
64	Other cattle including calves.....number..			11	80	9	24	14	74	11	62	9	54
65	Sows and gilts.....number..			1	3	1	1	2	5			2	18
66	Other hogs, excl pigs under 3 mos old..number..			3	11	6	14	3	17			1	2
	Abnormal and unclassified farms												
67	Horses and mules, excluding colts.....number..	20	293	151	518	97	302	47	119	47	582	342	1,428
68	Cows and heifers kept mainly for milk..number..	20	44	90	359	78	666	33	52	18	89	103	1,705
69	beef....number..	1	1	10	77			10	44	10	92	9	214
70	Other cattle, including calves.....number..	10	64	66	511	53	541	29	232	24	161	74	2,169
71	Sows and gilts.....number..			11	64	4	7	4	25	2	10	23	2,613
72	Other hogs, excl pigs under 3 mos. old..number..	4	64	20	651	13	101	8	57	11	91	38	15,886
	SPECIFIED ITEMS, BY TWO TYPES OF FARMS												
73	Steers, 2 years old and over..Ranches.....number..		1,300		17,807		2,630		306		2,969		251
74	Steers, 2 years old and over..All other.....number..		95		3,358		255		350		423		435
75	Sheep, excluding lambs....Ranches.....number..	27	24,852	38	53,505	18	30,217	31	12,138	62	77,410	6	14,281
76	Sheep, excluding lambs....All other.....number..	18	1,342	67	10,475	113	2,125	115	10,461	66	5,136	47	5,424
77	All cows milked.....Dairy .....number..	29	561	200	5,051	762	14,864	63	678	118	1,944	836	43,885
78	All cows milked.....All other.....number..	118	367	1,002	3,382	602	3,958	410	1,141	236	1,545	861	3,153
79	Of beef or dual-purpose breeding.....Dairy.....number..	3	12	24	280	9	48	14	122	25	272	97	2,765
80	Of beef or dual-purpose breeding.....All other.....number..	19	50	116	479	23	99	90	267	11	585	66	203
81	Milk produced.....Dairy ...No and gals..	29	445,557	200	4,250,610	762	11,698,357	63	514,277	118	1,413,662	936	44,764,512
82	Milk produced.....All other..No and gals..	118	209,303	1,002	1,910,111	602	2,619,746	410	678,139	236	947,294	861	2,442,145
83	Production, per cow.....Dairy.....gallons..		794		842		786		759		727		1,020
84	Production, per cow.....All other.....gallons..		570		555		662		594		613		772
85	Whole milk sold.....Dairy .....gallons		133,520		3,035,332		8,845,734		153,425		382,334		43,885,017
86	Whole milk sold.....All other.....gallons		16,397		551,171		1,409,893		54,617		86,879		1,731,648
87	Cream sold as butterfat.....Dairy .....pounds		95,456		350,107		741,406		106,245		318,163		192,027
88	Cream sold as butterfat.....All other.....pounds.		28,132		203,318		265,848		88,250		213,339		3,090
89	Chickens over 3 months old on farms, Apr 1, 1930..Poultry.....number..	12	7,349	103	55,259	50	21,225	39	15,007	22	8,547	3,203	2,998,469
90	Chickens over 3 months old on farms, Apr 1, 1930..All other.....number..	140	7,161	1,692	101,657	1,676	81,112	572	24,887	363	25,611	2,976	259,220
91	Chicken eggs produced.....Poultry.....dozens.		72,970		529,672		258,016		157,694		94,690		27,553,882
92	Chicken eggs produced.....All other.....dozens.		50,757		813,793		644,812		170,375		215,572		1,802,427
93	Production, per chicken on hand.....Poultry.....dozens.		9 9		9 6		12 2		10 5		11 0		9 2
94	Production, per chicken on hand.....All other.....dozens		7 1		8 0		7 9		6 8		8 4		7 0

LIVESTOCK PRODUCTS, 1929, BY TYPE OF FARM—Continued

bottom of p 8]

MADERA		MARIN		MARIPOSA		MENDOCINO		MERCED		MODOC		MONO		MONTEREY		NAPA		
Farms reporting	Animals or quantity	Farms reporting	Animals or quantity	Farms reporting	Animals or quantity	Farms reporting	Animals or quantity	Farms reporting	Animals or quantity	Farms reporting	Animals or quantity	Farms reporting	Animals or quantity	Farms reporting	Animals or quantity	Farms reporting	Animals or quantity	
49	132	14	60	27	70	112	302	116	320	63	485			57	271	32	90	1
50	232	17	206	18	64	125	676	123	693	65	553			49	318	46	195	2
9	38			12	151	19	166	1	100	23	323			15	395	5	60	3
49	299	16	267	24	249	114	1,246	103	621	65	1,581			49	1,461	36	347	4
7	19	7	18	6	42	39	106	10	22	27	102			11	49	8	28	5
15	111	10	89	17	385	61	447	21	183	49	412			22	265	10	73	6
87	410					18	47	84	830	30	185			104	787	17	84	7
36	90					14	83	71	427	24	98			78	291	10	45	8
5	95							13	231	5	47			38	743	5	47	9
24	313					7	71	67	875	22	277			90	2,140	10	265	10
10	53					3	7	21	159	10	36			31	116	7	95	11
13	199					6	40	35	1,772	19	162			43	848	6	578	12
231	835							79	233									13
118	405							43	216									14
2	4																	15
65	360							26	160									16
9	105							3	14									17
23	358							9	69									18
42	138	7	61	4	9	31	92	361	1,129	68	490	7	64	198	948	11	26	19
22	107	7	35			26	84	213	1,025	49	326	6	21	128	932	11	52	20
1	2					2	12	5	19	14	261			9	455			21
18	123	4	52	2	8	19	116	164	891	48	1,328	5	22	82	1,061	8	27	22
4	6	1	12	2	12	3	44	29	98	12	27	2	6	12	112	1	3	23
8	61	8	39	4	74	9	350	79	499	28	262	3	9	38	477			24
295	787	14	21	8	21	278	681	447	1,257	2	5	3	4	127	841	416	938	25
108	480	7	9	6	8	204	434	255	367	3	11	1	1	74	169	299	729	26
1	65			1	5	10	126	6	242					4	26	26	344	27
65	417	2	8	5	11	130	629	162	891	2	17			87	156	184	1,371	28
18	193	1	3	2	13	10	37	31	111					11	97	26	126	29
36	904			6	84	41	250	76	788	1	1			23	246	48	285	30
12	81	9	18			7	8	123	278					224	783	10	21	31
4	5	1	1			8	13	35	96					71	349	5	17	32
						1	1							5	181			33
1	1					8	16	94	115					84	759	2	12	34
								5	16					9	52			35
3	3	1	3			1	1	10	24					28	388	1	1	36
286	694	285	1,189	2	20	195	575	1,161	3,805	91	623	2	7	240	1,141	54	186	37
255	5,371	243	20,630	4	66	219	8,932	1,246	32,582	94	1,575	3	30	263	14,753	80	2,305	38
2	6	9	216			9	81	16	191	12	203			3	65	3	9	39
245	5,252	324	17,033	4	51	217	4,688	1,222	22,647	96	2,863	3	59	260	12,123	78	2,545	40
22	74	127	565	2	16	84	210	72	284	30	68			24	114	23	99	41
29	277	164	3,184	3	43	118	1,482	219	2,434	56	402	1	1	51	454	24	279	42
27	103			18	65	31	113	40	187	27	242			29	151	15	117	43
19	102			7	20	23	93	26	196	21	183			17	134	18	123	44
5	149			10	114	8	154	10	303	17	597			18	199	8	131	45
18	205			15	244	28	305	32	963	26	1,089			30	512	15	318	46
18	109			15	91	23	149	25	318	11	35			14	124	11	101	47
16	773			19	923	24	908	31	4,569	21	335			19	1,184	10	1,335	48
91	701	4	14	94	492	227	964	42	465	177	3,517	22	357	140	1,451	55	340	49
27	123	2	13	30	71	161	574	15	208	117	1,056	18	117	63	527	31	135	50
82	11,606	1	40	84	5,218	104	4,031	30	18,790	131	14,257	10	1,184	120	9,841	37	2,026	51
97	18,592	2	45	100	8,942	206	8,222	42	11,575	173	25,842	21	1,962	158	25,687	63	3,874	52
19	207			24	194	56	336	7	50	43	146	2	5	48	338	14	75	53
31	1,793	1	1	44	1,461	92	2,373	11	468	101	1,171	11	75	69	3,256	13	577	54
26	51	81	145	3	5	34	86	120	261	3	3	3	24	68	130	68	102	55
24	62	80	700	5	10	48	104	127	417	2	3	2	21	57	119	75	176	56
2	5	1	4			3	5	1	1					5	44			57
19	77	56	492	3	17	40	138	100	434	2	4	1	36	32	177	43	171	58
		8	21	1	5	6	9	8	17	3	3			3	8	3	13	59
4	85	12	102	2	120	14	80	12	80	1	3			15	186	6	10	60
21	51	3	4	12	23	82	161	25	41	20	105			13	31	14	27	61
17	41	3	6	9	17	78	146	19	45	19	44			12	25	16	21	62
				3	12	14	51	2	3	3	10							63
14	50	2	3	14	75	69	190	14	47	20	64			6	32	8	13	64
1	1			3	8	14	34	1	3	4	4			2	8	1	4	65
4	11			4	20	81	220	7	36	7	25			5	21	3	2	66
87	347	19	60	63	181	123	272	125	395	47	194	14	64	104	709	47	127	67
59	338	20	289	21	65	134	374	111	996	38	178	7	22	52	1,411	57	294	68
16	210			18	92	19	95	7	515	4	95	1	6	7	46	4	54	69
49	610	17	462	34	227	106	639	83	1,518	32	312	7	69	49	1,342	28	515	70
4	10	4	27	10	42	19	127	9	21	3	17			7	27	8	106	71
18	147	9	416	19	223	47	326	25	110	12	68	4	11	28	1,449	10	1,558	72
	7,469				2,197		1,941		3,251		6,583		378		7,535		1,396	73
	144		223		91		530		453		896		32		1,046		402	74
20	13,684	5	4,843	18	4,945	197	101,766	26	37,817	102	68,724	22	17,458	36	20,228	40	14,151	75
34	9,133	43	7,834	8	249	277	29,146	116	4,262	97	9,845	5	429	45	6,467	65	11,825	76
264	5,648	325	21,180	5	62	220	4,407	1,267	32,212	97	1,581	8	58	269	14,664	81	2,375	77
512	2,187	135	1,903	151	353	683	2,630	1,038	4,740	390	2,944	38	180	658	4,155	587	1,910	78
9	78	64	567	1	5	16	130	55	941	21	314	1	24	16	301	7	226	79
67	171	12	40	92	178	122	417	87	345	188	1,261	3	38	175	711	63	254	80
264	4,738,419	325	13,059,852	5	32,580	220	3,056,472	1,267	28,209,844	97	917,025	3	40,500	269	12,438,567	81	1,816,062	81
512	1,400,482	135	706,526	151	139,069	683	1,467,263	1,038	3,065,077	390	1,457,966	38	100,352	658	3,013,656	587	1,179,811	82
	839		617		525		693		876		580		608		916		765	83
	640		559		353		558		647		495		608		725		618	84
	4,365,784		5,828,158		34,450		760,912		26,075,840		166,138		12,000		12,644,300		1,237,850	85
	819,175		85,311		14,772		138,892		2,122,900		51,337		1,881		2,076,949		268,021	86
	73,579		2,323,236		3,000		682,030		408,443		223,408		9,712		107,670		164,297	87
	65,056		175,093		5,250		152,134		108,028		310,913		22,501		126,132		122,579	88
44	16,731	196	296,786	7	1,964	93	48,396	723	109,470	4	431	4	1,787	146	148,152	201	157,726	89
907	47,167	857	53,254	191	7,080	1,246	57,412	2,729	141,312	508	32,368	30	1,105	997	91,160	893	74,197	90
	159,969		2,692,473		18,180		473,550		1,065,558		4,112		25,363		1,531,759		1,551,471	91
	349,233		355,680		53,645		445,036		1,173,301		153,159		10,521		676,963		563,017	92
	9.6		9.7		9.3		11.2		9.9		9.6		14.2		10.3		9.8	93
	7.4		7.2		7.6		7.8		8.3		8.2		9.5		7.4		7.6	94

COUNTY TABLE IV.—SPECIFIED LIVESTOCK, 1930, AND

[See NOTE,

	TYPE OF FARM, BY CLASS OF ANIMALS (See definitions in Introduction)	NEVADA		ORANGE		PLACER		PLUMAS		RIVERSIDE		SACRAMENTO	
		Farms reporting	Animals or quantity	Farms reporting	Animals or quantity	Farms reporting	Animals or quantity	Farms reporting	Animals or quantity	Farms reporting	Animals or quantity	Farms reporting	Animals or quantity
	General farms												
1	Horses and mules, excluding colts ... number	53	130	14	76	30	70	14	80	53	141	51	498
2	Cows and heifers kept mainly for milk ... number	61	395	14	22	35	164	16	126	56	109	63	477
3	beef ... number	7	22			5	23	1	34	4	70		
4	Other cattle, including calves ... number	54	445	9	31	32	218	15	315	40	206	53	875
5	Sows and gilts ... number	8	22	4	9	8	28	4	6	6	19	11	60
6	Other hogs, excl. pigs under 3 mos. old ... number	17	58	4	40	12	317	6	64	5	19	21	378
	Cash-grain farms												
7	Horses and mules, excluding colts ... number					27	336	3	23	76	673	100	515
8	Cows and heifers kept mainly for milk ... number					23	123	3	53	55	168	97	633
9	beef ... number					8	74			11	306	6	84
10	Other cattle, including calves ... number					24	403	3	84	45	682	70	878
11	Sows and gilts ... number					3	20	1	2	12	115	13	78
12	Other hogs, excl pigs under 3 mos old ... number					4	55	2	4	17	640	31	392
	Cotton farms												
13	Horses and mules, excluding colts ... number									203	987		
14	Cows and heifers kept mainly for milk ... number									131	507		
15	beef ... number									4	57		
16	Other cattle, including calves ... number									75	711		
17	Sows and gilts ... number									12	45		
18	Other hogs, excl pigs under 3 mos old ... number									18	142		
	Crop-specialty farms												
19	Horses and mules, excluding colts ... number			224	1,513	9	45	11	58	311	1,430	90	476
20	Cows and heifers kept mainly for milk ... number			138	613	5	12	9	74	178	381	54	196
21	beef ... number			5	38			4	115	11	139	2	29
22	Other cattle, including calves ... number			59	637	4	13	8	259	112	637	35	245
23	Sows and gilts ... number			13	46			2	11	16	119	7	80
24	Other hogs, excl pigs under 3 mos old ... number			19	166	1	1	4	70	31	912	27	330
	Fruit farms												
25	Horses and mules, excluding colts ... number	47	104	525	1,839	692	1,547			542	1,504	594	1,556
26	Cows and heifers kept mainly for milk ... number	27	115	190	297	191	378			208	292	258	539
27	beef ... number	3	16	8	948	15	94			14	126	10	33
28	Other cattle, including calves ... number	22	163	65	4,746	131	610			99	257	140	637
29	Sows and gilts ... number	2	2	9	26	13	42			12	28	31	120
30	Other hogs, excl. pigs under 3 mos old ... number	10	44	17	138	44	209			23	130	78	761
	Truck farms												
31	Horses and mules, excluding colts ... number	2	3	149	513	2	2			227	625	314	1,467
32	Cows and heifers kept mainly for milk ... number			36	44	1	1			81	113	96	174
33	beef ... number	1	1	3	3					5	5	2	31
34	Other cattle, including calves ... number			22	59	1	1			49	114	61	215
35	Sows and gilts ... number			2	10					3	3	6	71
36	Other hogs, excl pigs under 3 mos old ... number			10	35					9	12	81	612
	Dairy farms												
37	Horses and mules, excluding colts ... number	46	137	52	128	26	101	48	234	60	312	208	838
38	Cows and heifers kept mainly for milk ... number	58	888	110	4,122	44	949	53	1,354	110	3,492	305	7,219
39	beef ... number	2	12	2	50	1	1	9	70	5	36	7	118
40	Other cattle, including calves ... number	56	1,094	103	2,712	41	820	56	2,850	105	3,563	301	7,200
41	Sows and gilts ... number	10	16	2	2	5	10	25	57	10	21	20	86
42	Other hogs, excl pigs under 3 mos. old ... number	17	53	5	21	7	85	30	326	14	69	55	429
	Animal-specialty farms												
43	Horses and mules, excluding colts ... number	4	13	11	42	9	23	6	37	13	82	16	66
44	Cows and heifers kept mainly for milk ... number	3	25	13	24	7	47	4	53	11	40	15	81
45	beef ... number	1	4			5	59	6	231	4	60	3	72
46	Other cattle, including calves ... number	4	32	7	59	11	183	6	301	10	110	12	186
47	Sows and gilts ... number	3	17	8	109	4	24	4	8	6	67	14	106
48	Other hogs, excl pigs under 3 mos old ... number	2	32	8	637	8	305	4	24	10	560	17	731
	Stock ranches												
49	Horses and mules, excluding colts ... number	53	313	9	121	25	140	29	414	24	161	28	218
50	Cows and heifers kept mainly for milk ... number	26	240	5	10	15	84	30	517	11	93	22	160
51	beef ... number	46	1,954	6	1,330	19	823	15	953	18	1,380	25	1,207
52	Other cattle, including calves ... number	60	3,384	9	3,893	29	1,814	34	2,928	35	3,484	34	6,207
53	Sows and gilts ... number	12	48			7	42	15	32	2	13	2	6
54	Other hogs, excl. pigs under 3 mos. old ... number	13	409	1	2	8	184	19	213	5	68	7	103
	Poultry farms												
55	Horses and mules, excluding colts ... number	17	36	37	70	38	83			110	202	150	266
56	Cows and heifers kept mainly for milk ... number	25	82	51	100	53	155			107	211	229	700
57	beef ... number	2	7			3	9			9	9	9	38
58	Other cattle, including calves ... number	22	127	16	56	36	197			64	185	135	790
59	Sows and gilts ... number	2	8	6	16	2	3			5	11	7	18
60	Other hogs, excl. pigs under 3 mos. old ... number	6	60	5	28	7	62			11	54	35	215
	Self-sufficing farms												
61	Horses and mules, excluding colts ... number	19	30	8	13	23	46	1	1	31	71	19	33
62	Cows and heifers kept mainly for milk ... number	24	53	8	9	22	43	2	6	21	23	24	46
63	beef ... number	7	19	1	1	1	3	2	5	2	6	1	1
64	Other cattle, including calves ... number	18	56	1	1	17	73	2	3	9	21	15	32
65	Sows and gilts ... number	1	1							2	2	2	10
66	Other hogs, excl pigs under 3 mos. old ... number	5	14			3	4	2	10	3	5	6	42
	Abnormal and unclassified farms												
67	Horses and mules, excluding colts ... number	49	89	94	301	57	124	14	45	161	674	122	361
68	Cows and heifers kept mainly for milk ... number	55	100	66	246	45	127	19	62	94	365	118	363
69	beef ... number	13	54	3	61	10	438	2	14	11	236	8	60
70	Other cattle, including calves ... number	45	169	42	2,110	33	253	13	103	68	3,178	69	352
71	Sows and gilts ... number	1	5	5	79	8	53	2	5	19	226	7	113
72	Other hogs, excl pigs under 3 mos. old ... number	6	20	10	183	8	85	4	32	29	279	53	2,322
	SPECIFIED ITEMS, BY TWO TYPES OF FARMS												
73	Steers, 2 years old and over — Ranches ... number		714		1,134		208		671		1,582		3,181
74	All other ... number		114		1,471		155		297		1,418		475
75	Sheep, excluding lambs — Ranches ... number	32	3,835	2	1,515	24	31,052	7	4,270	10	9,228	25	23,467
76	All other ... number	40	2,886	14	2,272	71	3,917	14	286	17	5,583	71	9,885
77	All cows milked — Dairy ... number	58	918	118	4,646	46	832	58	1,480	114	3,908	308	7,493
78	All other ... number	248	1,049	524	1,541	459	1,378	93	1,038	970	2,387	987	3,367
79	Of beef or dual purpose breeding — Dairy ... number	9	112	10	243	4	113	26	652	8	82	29	220
80	All other ... number	69	341	20	28	73	318	40	537	61	153	64	202
81	Milk produced — Dairy ... No. and gals.	58	618,370	118	4,516,063	46	509,943	58	901,606	114	3,200,242	308	5,447,565
82	All other ... No. and gals.	248	526,874	524	1,126,795	459	780,548	93	575,800	970	1,319,738	987	1,986,047
83	Production, per cow — Dairy ... gallons		674		972		613		609		821		727
84	All other ... gallons		502		731		566		553		553		560
85	Whole milk sold — Dairy ... gallons		245,863		4,204,602		265,931		245,365		2,978,036		4,207,939
86	All other ... gallons		30,470		737,311		88,420		45,484		298,566		579,984
87	Cream sold as butterfat — Dairy ... pounds		39,889		78,042		67,411		181,172		19,048		321,417
88	All other ... pounds		99,144		1,356		124,935		149,760		91,076		224,984
89	Chickens over 3 months old on farms, Apr 1, 1930 — Poultry ... number	36	12,947	314	205,110	118	48,586			595	357,223	624	467,274
90	All other ... number	363	15,602	1,738	108,184	909	53,353	138	6,368	1,774	133,028	1,846	128,307
91	Chicken eggs produced — Poultry ... dozens		130,587		1,959,455		523,150				3,345,775		4,735,770
92	All other ... dozens		128,054		838,950		391,777		56,775		1,019,056		922,686
93	Production, per chicken on hand — Poultry ... dozens		10.1		9.6		10.8				9.4		10.1
94	All other ... dozens		8.2		7.8		7.8		8.9		7.7		7.2

LIVESTOCK PRODUCTS, 1929, BY TYPE OF FARM—Continued

bottom of p 8]

SAN BENITO		SAN BERNARDINO		SAN DIEGO		SAN FRANCISCO		SAN JOAQUIN		SAN LUIS OBISPO		SAN MATEO		SANTA BARBARA		SANTA CLARA		
Farms reporting	Animals or quantity	Farms reporting	Animals or quantity	Farms reporting	Animals or quantity	Farms reporting	Animals or quantity	Farms reporting	Animals or quantity	Farms reporting	Animals or quantity	Farms reporting	Animals or quantity	Farms reporting	Animals or quantity	Farms reporting	Animals or quantity	
25	103	41	105	140	414			145	480	77	323	34	163	41	259	26	100	1
20	171	40	189	106	285			141	667	85	619	36	832	42	375	29	293	2
5	116	1	6	38	177			6	57	8	92	1	4	5	38	2	18	3
20	553	30	627	108	1,031			116	769	79	1,068	24	1,357	40	557	20	290	4
7	21	3	22	9	94			23	63	17	56	7	15	8	61	1	3	5
7	40	7	60	38	670			31	396	32	312	29	205	18	251	7	22	6
14	93	2	6	16	111			335	1,777	201	1,901	7	61	37	319	1	3	7
14	81			11	20			196	780	162	707	7	111	27	155			8
9	131			2	9			45	814	50	885			6	38			9
15	461			6	67			185	2,406	165	2,786	7	350	25	326			10
3	8							50	274	28	68	1	2	5	29			11
7	23			3	14			73	2,136	50	437	6	37	14	180			12
								17	55									13
								11	63									14
																		15
								6	46									16
																		17
								2	75									18
35	214	368	1,037	155	732	3	8	414	1,790	120	556	22	146	360	2,439	76	217	19
26	115	123	288	84	805	1	1	242	1,263	88	625	12	88	254	1,599	46	193	20
1	6	5	79	11	602			11	152	7	43	1	3	60	415	4	24	21
21	227	72	431	60	1,173	1	1	160	1,315	76	702	10	143	190	2,512	29	246	22
3	6	11	25	7	35			23	140	14	40	1	10	11	93	4	13	23
3	19	17	138	15	152			54	619	45	181	9	65	136	675	11	127	24
239	558	701	1,693	369	852			889	1,902	127	491	18	64	113	661	1,300	2,578	25
144	360	184	362	175	263			603	1,539	76	251	18	27	73	154	656	1,189	26
10	101	6	15	9	47			20	281	4	55	2	3	13	322	36	487	27
68	566	79	242	98	363			315	1,978	62	600	9	33	37	768	273	2,302	28
9	27	9	60	3	8			34	94	9	19	2	2	5	88	17	42	29
35	107	24	616	26	54			130	660	23	90	5	37	9	429	89	328	30
51	195	51	120	200	503	12	33	238	706	130	509	165	457	59	334	318	707	31
14	33	22	72	53	75			58	116	58	272	66	522	14	22	95	195	32
2	40	1	1			1	1			2	9	4	170	1	1	3	18	33
9	195	8	26	27	83			26	270	33	365	24	944	9	14	37	174	34
1	1	3	3	3	9			7	12	5	5	2	2	1	6	1	2	35
4	13	4	35	11	20	1	5	37	120	18	36	43	117	3	4	20	85	36
66	211	106	457	181	703	2	7	777	2,499	363	1,733	62	288	97	501	156	557	37
73	1,760	222	9,560	232	7,180	3	451	897	22,643	400	15,098	88	5,601	124	6,011	192	10,240	38
1	14	3	91	11	140			17	175	12	88	4	24	6	68	3	15	39
71	1,902	208	4,931	223	7,646	3	286	851	18,289	390	14,848	81	5,069	118	5,506	163	7,189	40
6	16	8	32	11	72			43	202	142	484	21	74	12	49	12	78	41
14	91	12	349	31	876	1	4	92	984	240	3,510	43	515	40	415	44	315	42
14	64	10	60	26	120			61	221	20	133	4	12	17	99	10	34	43
9	66	8	17	25	131			50	362	21	124	3	9	6	55	8	14	44
9	167	4	300	10	75			12	215	9	203			5	162	2	34	45
15	1,393	6	374	23	583			53	1,041	24	1,054	3	20	14	821	9	116	46
11	43	4	74	17	826			30	317	8	132	3	29	5	258	7	69	47
10	377	7	354	22	5,860			33	2,574	15	960	5	315	4	720	7	637	48
105	931	18	288	84	740			32	189	133	1,431	10	58	75	1,241	42	417	49
31	247	3	8	45	278			19	134	71	1,527	10	126	24	281	23	169	50
78	8,095	7	348	60	8,985			22	1,895	113	15,544	4	394	58	9,626	37	2,619	51
95	18,463	10	4,653	97	24,427			33	6,579	137	30,730	11	799	81	26,671	51	11,661	52
23	94			3	120			5	53	35	173	2	17	13	217	6	44	53
35	1,146	3	3	14	871			9	268	51	946	5	93	22	1,922	7	270	54
41	98	89	144	192	333			121	249	80	122	14	22	19	44	87	54	55
31	120	67	87	194	291			154	460	74	228	10	30	24	67	51	65	56
6	74	3	4	3	19			2	3			3	19	3	10	2	5	57
16	241	35	133	102	306			106	414	44	207	8	42	21	126	20	38	58
3	7	4	5	7	15			6	24	3	13	1	7			3	3	59
8	21	12	59	11	116			12	90	4	9			1	1	5	15	60
7	17	14	38	53	131			37	68	13	34	2	2	6	14	8	16	61
7	18	11	21	37	48			26	60	20	40	3	4	5	17	8	14	62
		2	7	7	29			1	4	1	3							63
8	20	10	40	28	87			15	78	17	41	2	2	4	24	6	28	64
				2	3			1	2	4	11							65
2	2			4	5			4	10	5	14	2	2	1	1			66
80	237	139	853	209	741	7	19	161	427	87	279	40	230	80	595	88	307	67
32	92	106	958	138	429	2	2	138	578	77	325	24	250	62	910	64	538	68
5	336	4	117	10	87			8	135	9	70	3	36	10	340	9	862	69
21	1,396	77	11,798	87	1,196	1	1	93	924	59	690	27	522	59	1,283	44	556	70
3	21	12	6,527	8	180	5	775	14	173	9	44	12	2,823	5	108	7	108	71
10	337	23	60,602	24	1,502	9	8,935	32	790	23	365	23	9,447	13	1,864	17	965	72
	5,275		2,551		7,054				4,394		8,274		80		9,298		5,187	73
	1,136		5,556		957		6		877		1,925		143		892		460	74
45	24,777	4	3,263	9	969			26	26,358	26	8,680	4	6,688	17	24,372	7	739	75
36	2,396	23	2,533	20	858	1	72	248	26,803	60	2,063	19	1,753	53	2,717	14	684	76
77	1,956	234	10,112	241	7,764	3	481	909	22,417	403	15,797	88	5,356	124	5,945	196	9,940	77
316	1,357	672	2,009	953	2,184	4	4	1,633	6,095	767	4,776	180	1,896	578	4,036	966	2,232	78
6	77	19	587	14	139	1	1	36	684	47	918	10	155	13	183	22	425	79
104	446	54	109	116	354			90	347	143	1,041	55	612	105	657	50	119	80
77	1,633,462	234	3,503,548	241	6,101,128	3	454,230	909	19,647,976	403	8,771,363	88	4,584,444	124	4,988,971	196	9,345,488	81
316	749,633	672	1,353,565	953	1,301,027	4	1,620	1,633	3,780,275	767	2,426,124	180	863,243	578	2,159,619	966	1,369,730	82
	835		841		786		944		876		555		852		839		940	83
	535		676		550		405		620		508		456		535		614	84
	1,108,309		3,080,344		5,602,796		453,630		17,931,704		1,306,480		3,693,971		3,608,936		9,008,180	85
	136,056		809,449		319,826				1,821,131		85,678		216,831		418,141		435,828	86
	162,393		46,975		82,560				402,859		2,255,860		343,057		414,497		24,824	87
	117,531		2,600		28,232				264,415		597,327		160,498		377,381		57,456	88
75	60,617	1,068	837,876	767	478,264	4	3,450	355	166,098	180	195,059	114	78,572	64	28,268	333	230,385	89
452	37,044	1,665	177,902	1,515	99,357	19	763	3,496	304,673	1,287	80,712	379	19,259	673	60,388	2,707	147,032	90
	593,930		3,453,830		4,786,856		21,942		1,858,640		1,661,514		809,186		269,866		2,412,026	91
	267,294		1,142,697		694,160		4,332		1,356,133		557,077		111,497		494,864		1,609,616	92
	9.8		10.1		10.0		9.3		11.2		8.5		10.3		10.2		10.5	93
	7.2		6.4		7.0		8.4		6.6		7.3		5.8		8.0		7.5	94

COUNTY TABLE IV.—SPECIFIED LIVESTOCK, 1930, AND

[See NOTE.

	TYPE OF FARM, BY CLASS OF ANIMALS (See definitions in Introduction)	SANTA CRUZ		SHASTA		SIERRA		SISKIYOU		SOLANO		SONOMA	
		Farms reporting	Animals or quantity	Farms reporting	Animals or quantity	Farms reporting	Animals or quantity	Farms reporting	Animals or quantity	Farms reporting	Animals or quantity	Farms reporting	Animals or quantity
	General farms												
1	Horses and mules, excluding colts.....number..	28	48	109	338	1	3	76	373	33	127	65	149
2	Cows and heifers kept mainly for milk..number..	27	86	101	519	4	29	84	570	35	165	87	392
3	beef...number..	2	215	21	205	1	1	20	165	4	65	6	32
4	Other cattle, including calves.....number..	19	580	104	996	4	74	93	1,966	28	263	81	623
5	Sows and gilts.....number..	8	19	49	238	1	1	26	105	9	32	13	34
6	Other hogs, excl pigs under 3 mos old..number..	11	79	71	1,358	2	21	46	754	15	270	26	203
	Cash-grain farms												
7	Horses and mules, excluding colts.....number..			28	205			57	452	102	513	9	24
8	Cows and heifers kept mainly for milk..number..			19	110			54	306	100	335	13	85
9	beef...number..			5	103			17	209	12	116		
10	Other cattle, including calves.....number..			22	310			53	1,153	96	581	11	101
11	Sows and gilts.....number..			17	56			32	118	12	41	2	9
12	Other hogs, excl pigs under 3 mos old..number..			15	181			46	889	27	516	3	4
	Cotton farms												
13	Horses and mules, excluding colts.....number..												
14	Cows and heifers kept mainly for milk..number..												
15	beef...number..												
16	Other cattle, including calves.....number..												
17	Sows and gilts.....number..												
18	Other hogs, excl pigs under 3 mos old..number..												
	Crop-specialty farms												
19	Horses and mules, excluding colts.....number..	45	134	38	106	2	3	55	218	17	79	82	274
20	Cows and heifers kept mainly for milk..number..	20	54	18	66	2	4	43	134	13	46	68	332
21	beef...number..			1	22			6	112			2	14
22	Other cattle, including calves.....number..	15	49	13	102	3	9	38	400	10	28	50	485
23	Sows and gilts.....number..	4	8	9	38	1	6	11	27	2	23	7	21
24	Other hogs, excl pigs under 3 mos old..number..	6	25	9	128			23	135	4	60	18	187
	Fruit farms												
25	Horses and mules, excluding colts.....number..	468	1,026	83	194			5	13	307	904	1,204	2,682
26	Cows and heifers kept mainly for milk..number..	207	386	46	118			3	4	128	256	790	1,728
27	beef...number..	16	169	10	73					17	381	37	227
28	Other cattle, including calves.....number..	104	616	39	200			4	11	89	920	531	2,437
29	Sows and gilts.....number..	25	68	9	28			1	1	20	103	35	70
30	Other hogs, excl. pigs under 3 mos. old..number..	59	249	23	273			4	34	24	400	154	1,381
	Truck farms												
31	Horses and mules, excluding colts.....number..	55	127	23	48			4	6	37	137	21	46
32	Cows and heifers kept mainly for milk..number..	12	15	12	22			1	12	15	19	13	34
33	beef...number..												
34	Other cattle, including calves.....number..	4	18	9	34			1	16	8	9	8	22
35	Sows and gilts.....number..	1	1	4	6							1	2
36	Other hogs, excl pigs under 3 mos old..number..	5	7	6	69					6	11	4	22
	Dairy farms												
37	Horses and mules, excluding colts.....number..	43	115	70	298	19	155	245	1,305	101	550	415	1,368
38	Cows and heifers kept mainly for milk..number..	69	1,808	71	1,238	24	642	276	7,175	122	4,676	554	16,873
39	beef...number..			5	22	8	78	25	282	5	40	11	256
40	Other cattle, including calves.....number..	67	2,100	74	1,418	23	1,619	279	10,173	119	4,770	539	14,751
41	Sows and gilts.....number..	12	31	31	70	10	16	89	216	27	87	133	394
42	Other hogs, excl pigs under 3 mos old..number..	23	357	40	424	14	112	135	1,666	48	769	203	2,292
	Animal-specialty farms												
43	Horses and mules, excluding colts.....number..	8	32	139	814			52	331	42	135	26	59
44	Cows and heifers kept mainly for milk..number..	8	49	100	769			38	353	43	172	18	86
45	beef...number..	2	14	64	3,716			25	939	5	103	6	56
46	Other cattle, including calves.....number..	7	117	130	6,200			50	2,626	34	351	22	376
47	Sows and gilts.....number..	3	25	80	606			29	206	10	97	9	26
48	Other hogs, excl pigs under 3 mos old..number..	6	157	106	3,269			38	1,394	16	1,331	11	42
	Stock ranches												
49	Horses and mules, excluding colts.....number..	5	29	106	658	12	160	141	1,370	86	425	115	445
50	Cows and heifers kept mainly for milk..number..	2	4	43	293	13	351	92	871	76	384	88	488
51	beef...number..	4	1,072	93	5,978	9	465	115	7,661	30	2,046	29	792
52	Other cattle, including calves.....number..	7	1,652	109	11,638	15	2,488	142	13,918	74	4,261	87	2,722
53	Sows and gilts.....number..			51	336	4	8	38	176	9	35	18	80
54	Other hogs, excl pigs under 3 mos old..number..	1	50	64	2,226	10	100	67	769	11	104	27	263
	Poultry farms												
55	Horses and mules, excluding colts.....number..	80	105	29	61			18	61	45	70	1,177	1 611
56	Cows and heifers kept mainly for milk..number..	82	132	20	79			18	56	50	108	1,000	3,605
57	beef...number..	1	2	8	10			2	32			12	229
58	Other cattle, including calves.....number..	39	93	17	62			17	97	32	75	550	3,244
59	Sows and gilts.....number..	3	15	7	25					6	17	35	91
60	Other hogs, excl pigs under 3 mos old..number..	11	78	6	97			6	20	10	51	107	648
	Self-sufficing farms												
61	Horses and mules, excluding colts.....number..	11	22	73	167	10	16	53	129	7	10	35	49
62	Cows and heifers kept mainly for milk..number..	13	18	48	115	7	14	37	92	9	11	40	57
63	beef...number..			9	40	1	1	10	40	2	2	3	8
64	Other cattle, including calves.....number..	6	11	48	181	5	24	41	330	9	12	24	74
65	Sows and gilts.....number..	1	1	19	30			4	9	1	4	1	2
66	Other hogs, excl pigs under 3 mos old..number..	3	23	35	215			22	97	1	5	6	13
	Abnormal and unclassified farms												
67	Horses and mules, excluding colts.....number..	45	87	132	301	5	11	88	464	30	346	192	636
68	Cows and heifers kept mainly for milk..number..	46	114	84	194	3	6	78	299	29	79	218	872
69	beef...number..	4	18	24	192	2	48	14	244	7	157	15	644
70	Other cattle, including calves.....number..	33	135	79	529	4	41	63	635	19	195	150	1,856
71	Sows and gilts.....number..	4	9	18	68	2	3	8	22	5	47	15	96
72	Other hogs, excl pigs under 3 mos old..number..	13	57	48	667	2	11	33	124	6	141	38	692
	SPECIFIED ITEMS, BY TWO TYPES OF FARMS												
73	Steers, 2 years old and over.....Ranches....number..		225		3,014		886		2,567		936		503
74	All other....number..		262		1,278		297		2,068		181		1,127
75	Sheep, excluding lambs.....Ranches....number..	2	219	21	12,596	1	75	45	35,371	114	91,432	112	62,320
76	All other....number..	26	1,095	164	12,867	6	190	114	9,844	238	55,715	301	28,591
77	All cows milked.....Dairy....number..	71	1,997	75	1,189	24	637	289	8,083	126	4,836	542	17,315
78	All other....number..	434	926	571	2,409	22	480	520	3,342	532	1,864	2,337	7,704
79	Of beef or dual-purpose breeding.....Dairy....number..	4	34	7	76	9	172	76	1,755	11	341	53	2,232
80	All other....number..	35	169	174	621	10	183	223	1,516	89	223	123	394
81	Milk produced.....Dairy....No and gals..	71	1,414,570	75	948,177	24	377,971	289	5,659,590	126	3,278,879	542	11,281,128
82	All other No and gals..	434	540,026	571	1,346,028	32	262,735	520	1,892,992	532	916,645	2,337	4,951,873
83	Production, per cow.....Dairy....gallons..		708		797		593		700		678		652
84	All other....gallons..		583		545		547		566		551		543
85	Whole milk sold.....Dairy....gallons..		834,783		304,065		82,301		812,768		1,934,659		4,103,289
86	All other....gallons..		94,914		83,457		11,336		83,053		58,981		669,364
87	Cream sold as butterfat.....Dairy....pounds..		160,719		190,570		88,524		1,500,631		383,629		2,130,849
88	All other....pounds..		34,211		269,611		72,299		390,930		146,121		809,212
89	Chickens over 3 months old on farms, Apr 1, 1930.....Poultry....number..	482	342,377	55	13,053			32	7,570	128	65,195	2,491	3,962,608
90	All other....number..	754	46,904	846	38,069	54	3,125	876	43,812	923	59,750	2,516	331,671
91	Chicken eggs produced.....Poultry....dozens..		3,672,009		166,587				82,217		700,452		38,821,974
92	All other....dozens..		285,124		260,990		32,604		365,448		424,549		2,145,463
93	Production, per chicken on hand.....Poultry....dozens..		10.7		12.8				10.9		10.7		9.7
94	All other....dozens..		6.1		6.9		10.4		8.3		7.1		6.5

LIVESTOCK PRODUCTS, 1929, BY TYPE OF FARM—Continued

bottom of p 8]

STANISLAUS		SUTTER		TEHAMA		TRINITY		TULARE		TUOLUMNE		VENTURA		YOLO		YUBA		
Farms reporting	Animals or quantity	Farms reporting	Animals or quantity	Farms reporting	Animals or quantity	Farms reporting	Animals or quantity	Farms reporting	Animals or quantity	Farms reporting	Animals or quantity	Farms reporting	Animals or quantity	Farms reporting	Animals or quantity	Farms reporting	Animals or quantity	
205	518	48	186	103	258	41	134	136	415	39	148	14	96	43	129	36	128	1
225	1,287	49	382	104	560	31	160	153	836	23	104	7	12	54	271	37	223	2
2	33	4	57	15	119	14	109	7	45	19	237	3	35	6	31	8	99	3
182	1,196	43	525	101	843	35	409	116	1,158	30	561	7	96	49	474	43	526	4
12	23	20	81	23	116	9	30	34	136	12	37			31	127	9	40	5
33	341	21	302	37	944	25	360	51	791	22	298	3	24	32	946	12	135	6
109	694	119	591	62	329	4	26	81	404					169	1,018	43	254	7
95	254	120	684	53	221	3	9	62	196					168	620	35	193	8
16	178	14	196	10	53			6	80					28	429	6	38	9
74	1,261	93	1,122	49	430	3	18	50	1,128					154	1,902	29	278	10
19	106	43	291	18	100	3	15	8	26					73	677	4	27	11
34	641	56	1,817	15	616	2	125	17	340					97	4,902	6	290	12
19	62							481	2,182									13
12	93							290	1,440									14
								8	124									15
6	56							179	1,946									16
								29	136									17
								57	1,101									18
578	1,800	66	352	33	79	4	11	139	467	8	32	339	2,661	74	306	25	87	19
422	2,517	57	306	28	53	3	21	93	573	4	17	168	503	64	451	12	25	20
3	7	1	12			2	33	7	94	4	46	4	72	1	10	1	16	21
353	2,175	44	310	22	83	4	74	66	967	5	83	73	437	30	209	8	68	22
30	103	21	97	2	2	1	1	20	74	2	3	8	73	8	32	1	28	23
79	506	29	541	6	56	4	23	17	144	3	16	36	248	15	152	5	209	24
896	2,086	271	733	170	379	2	4	1,621	4,568	23	61	339	1,964	154	408	86	361	25
645	2,404	231	483	173	366	3	12	1,095	2,706	13	44	203	374	122	329	52	159	26
9	42	8	18	13	90			41	502	3	25	15	318	5	60	7	48	27
446	2,057	137	438	129	487	2	17	560	3,390	11	74	99	2,648	78	414	36	312	28
42	233	30	157	17	56	1	1	109	478	3	11	8	44	29	254	5	88	29
83	1,233	66	960	26	498	2	16	265	4,542	6	156	31	344	42	886	8	119	30
167	476	7	12	7	15			48	122			33	165	45	202	13	25	31
108	410			5	12			14	16			14	17	15	37	1	1	32
1	1							1	1					1	6			33
70	359			3	21			4	7			5	6	11	34			34
9	30			1	2			2	16					1	1			35
29	177	1	3	2	22			3	8			2	3	3	5			36
1,350	4,025	81	288	91	237	13	59	901	3,436	19	74	15	41	134	455	41	139	37
1,541	30,643	102	2,269	106	1,540	14	261	990	26,143	23	433	30	1,030	177	4,480	55	1,122	38
16	101	1	3			5	23	9	167	1	2	1	2	2	5	4	39	39
1,486	28,482	96	2,269	103	1,600	12	818	954	22,061	20	772	27	690	174	4,293	54	1,305	40
55	135	42	152	13	52	5	9	124	449	8	45	1	4	50	294	9	28	41
122	539	50	875	45	562	6	32	189	2,721	10	125	4	24	74	1,921	17	170	42
38	83	28	109	69	822	18	83	92	362	14	37	6	40	72	357	14	60	43
18	168	28	171	54	291	11	60	79	501	7	20	4	11	73	346	10	80	44
2	6	9	318	24	349	11	113	21	598	8	88	5	56	15	417	9	214	45
21	268	26	848	66	1,096	14	272	77	1,963	17	165	7	170	65	1,006	18	604	46
15	179	19	128	85	340	8	34	54	652	11	40	3	38	40	584	8	139	47
14	1,747	26	1,056	55	2,811	12	196	67	5,562	11	407	2	190	57	3,292	8	431	48
70	536	19	142	189	1,568	47	337	191	1,345	62	362	30	454	38	228	50	319	49
23	139	12	74	86	461	19	99	64	344	19	78	12	203	23	59	30	392	50
44	6,210	6	189	113	11,464	41	3,455	175	16,786	56	4,445	22	1,423	17	2,026	30	2,829	51
64	10,826	13	598	167	14,776	46	4,567	217	31,606	63	7,189	31	5,447	24	3,320	56	4,858	52
8	53	5	53	24	405	12	42	17	212	15	69	1	2	3	23	11	75	53
9	396	5	235	45	3,166	19	323	37	778	21	539	4	47	6	64	16	495	54
161	305	31	59	117	250			105	199	15	45	8	21	21	38	13	37	55
208	645	45	152	138	445			109	288	14	62	10	14	27	93	19	96	56
4	5	1	1	8	26			3	14	3	10	1	2	1	2	3	18	57
128	483	30	113	126	540			66	268	14	68	4	6	16	80	12	157	58
5	29	7	17	8	19			7	18	3	4	1	2	6	18	2	3	59
10	109	9	38	18	226			20	114	3	29	1	1	8	148	5	49	60
9	14	8	26	27	61	60	162	42	108	13	27	4	14	2	4	11	30	61
10	14	7	13	19	27	35	80	45	90	11	20	3	8	6	13	8	12	62
				5	16	15	77	1	1	3	14					3	10	63
6	37	4	8	18	63	41	224	21	83	14	81	3	11	3	13	9	40	64
		1	3			7	17	1	2	1	1	1	2					65
		1	1	5	13	26	142	14	52	5	9	1	1	1	1	3	28	66
127	528	26	101	104	270	60	203	252	1,080	23	59	68	867	40	250	13	32	67
165	1,744	35	190	118	293	40	69	256	1,832	15	47	36	904	40	558	21	93	68
2	1,036			21	229	16	96	16	227	10	111	10	159	2	41	2	47	69
136	2,513	23	159	102	607	45	231	186	2,006	26	180	32	992	35	554	17	97	70
12	90	3	4	8	51	7	20	31	147	3	31	5	66	10	296	1	1	71
20	636	15	69	30	1,126	15	149	54	483	6	83	5	682	25	1,579	4	8	72
	3,390		109		2,859		1,017		10,358		1,270		2,249		1,694		943	73
	979		280		351		308		1,902		148		1,425		574		180	74
38	35,519	19	30,390	137	180,736	5	5,674	23	19,516	19	4,521	7	9,619	31	29,967	46	48,884	75
116	14,145	116	26,002	155	20,952	46	3,737	100	5,202	30	1,784	6	338	276	83,574	68	7,530	76
1,567	30,924	102	2,495	107	1,532	14	221	1,030	26,527	23	443	30	1,039	183	4,972	55	1,145	77
1,915	8,663	607	2,547	855	2,800	183	611	2,146	8,610	164	499	479	1,713	643	3,694	253	1,312	78
21	81	16	338	10	55	7	80	40	696	8	96	5	139	11	317	4	30	79
48	112	30	318	151	438	89	278	137	417	90	275	30	99	79	287	85	434	80
1,567	27,056,030	102	2,073,008	107	1,070,275	14	104,757	1,030	22,830,530	23	322,893	30	867,801	183	4,164,266	55	769,076	81
1,915	6,024,421	607	1,486,127	855	1,580,367	183	243,940	2,146	5,686,604	164	234,584	479	1,147,313	643	2,081,590	253	635,769	82
	873		831		708		474		860		729		835		838		672	83
	695		583		564		309		660		480		670		673		485	84
	26,432,391		1,179,863		257,726		911		15,677,136		210,190		633,546		2,069,842		426,192	85
	4,449,819		96,431		43,919		6,515		1,653,425		21,354		760,527		139,337		67,231	86
	190,374		257,805		247,819		20,778		2,031,972		24,404		62,585		605,343		109,646	87
	179,111		260,880		300,134		26,746		762,775		35,347		834		285,012		122,076	88
439	275,210	74	27,348	232	55,866			264	142,959	20	8,544	51	63,078	60	32,498	37	10,355	89
3,762	233,302	1,094	74,031	1,069	68,034	249	7,460	4,016	251,350	218	13,779	816	52,059	1,098	82,308	354	26,401	90
	2,809,523		379,822		506,659				1,467,375		77,972		655,017		325,849		102,329	91
	1,822,631		548,670		527,129		65,623		1,937,314		104,773		367,274		597,413		182,764	92
	10.2		10.2		9.1				10.3		9.1		10.4		10.1		9.9	93
	7.8		7.4		7.7		8.8		7.7		7.6		7.1		7.3		8.9	94

COUNTY TABLE V.—TYPE OF

[See NOTE

	TYPE AND SIZE (See definitions in Introduction)	THE STATE	Alameda	Alpine	Amador	Butte	Calaveras	Colusa	Contra Costa	Del Norte	Eldorado	Fresno	Glenn
	General farms	Number	Number	Number	Number	Number	Number	Number	Number	Number	Number	Number	Number
1	Under 10 acres	460	19		1	14	2	6	7		4	14	8
2	10 to 19 acres	452	6		1	24		5	4		1	13	18
3	20 to 49 acres	1,073	13		1	25	8	9	10	1	8	93	50
4	50 to 99 acres	602	13		6	12	4	4	7	2	9	26	23
5	100 to 174 acres	617	9		5	12	15	10	15	5	21	15	19
6	175 to 259 acres	321	7		5	7	13	1	14		17	2	7
7	260 to 499 acres	479	10		17	6	14	7	19		24	9	6
8	500 to 999 acres	305	9		4	4	6	5	9		13	6	4
9	1,000 acres and over	117	1		1	1		1	1		4	3	3
	Cash-grain farms												
10	Under 50 acres	414	5			56		15	4			11	18
11	50 to 99 acres	407	6		2	41		17	4			6	31
12	100 to 259 acres	947	18		2	86		40	13			13	47
13	260 to 499 acres	817	5		2	61		46	15			12	40
14	500 to 999 acres	857	9			63		52	17			20	51
15	1,000 to 4,999 acres	822	2			35		60	8			21	40
16	5,000 acres and over	45				1		1	1			4	5
	Cotton farms												
17	Under 20 acres	163										14	1
18	20 to 49 acres	1,057										142	1
19	50 to 99 acres	705										78	
20	100 to 174 acres	499										49	2
21	175 to 259 acres	162										18	2
22	260 to 499 acres	216										24	1
23	500 acres and over	167										35	
	Crop-specialty farms												
24	Under 20 acres	1,106	24			23		4	7			32	11
25	20 to 49 acres	2,575	16			53		14	23			159	25
26	50 to 99 acres	1,742	25			27		12	25			50	10
27	100 to 174 acres	1,351	32			15		3	28			24	1
28	175 to 259 acres	667	23			4		5	16			9	2
29	260 to 499 acres	872	41			10		2	29			7	4
30	500 to 999 acres	433	17			2		5	18			5	1
31	1,000 acres and over	196	2			3		2	4				
	Fruit farms												
32	Under 10 acres	8,678	230		1	135	3	9	82	3	28	225	17
33	10 to 19 acres	12,722	154			306	2	20	219		38	942	45
34	20 to 49 acres	15,590	126		6	380	9	66	278	2	55	4,310	137
35	50 to 99 acres	6,284	50		10	113	7	34	98		61	979	38
36	100 to174 acres	2,916	21		16	51	14	28	52		60	302	17
37	175 to 259 acres	1,085	8		8	20	5	11	18		24	93	3
38	260 to 499 acres	1,039	11		4	21	2	12	11		31	58	7
39	500 to 999 acres	440	4		5	11	1	4	4		10	26	3
40	1,000 acres and over	275	3		1	3		2	5		5	8	2
	Truck farms												
41	Under 10 acres	1,160	95			6			10			31	
42	10 to 19 acres	1,389	114			10		2	19			24	
43	20 to 49 acres	1,968	118			11		3	28			27	
44	50 to 99 acres	925	53			2		3	28			7	
45	100 to 174 acres	607	24			6			21			2	
46	175 to 259 acres	244	11						14			1	
47	260 to 499 acres	235	8					1	13			2	
48	500 acres and over	158	2					1	10			1	
	Dairy farms												
49	Under 20 acres	1,978	18		3	20	2	4	12	2	1	78	26
50	20 to 49 acres	4,165	18		3	53	1	21	16	8	1	471	87
51	50 to 99 acres	3,219	21	1	5	30	4	22	12	27	2	242	66
52	100 to 174 acres	2,242	26	1	8	17	3	23	30	27	1	121	31
53	175 to 259 acres	1,064	18		3	6	3	11	10	12	5	42	13
54	260 to 499 acres	1,266	20	2	6	11	6	13	35	21	7	41	13
55	500 to 999 acres	802	6	2	3	5	3	3	21	12	4	12	6
56	1,000 acres and over	443	6	1				1	8	5	7	4	
	Animal-specialty farms												
57	Under 20 acres	153	1			5		1	1			7	7
58	20 to 49 acres	320	4			5	1	11	2			27	13
59	50 to 99 acres	303	9		1	8	2	11	2			19	7
60	100 to 174 acres	342	8		5	9	5	10	3		3	12	9
61	175 to 259 acres	191	9		6	7		7	1			5	5
62	260 to 499 acres	371	9		10	10	3	10	6		5	9	9
63	500 to 999 acres	208	3		5	2	2	11	5			9	11
64	1,000 acres and over	124	3			5		10				1	13
	Stock ranches												
65	Under 3 acres	140		1		3		2	1		1	6	2
66	3 to 99 acres	121	1		3	4		3	2		1	1	4
67	100 to 259 acres	524	9	1	8	17	33	3	16	1	13	19	3
68	260 to 499 acres	842	13	3	18	24	48	6	16	2	16	11	8
69	500 to 999 acres	1 075	23	1	25	22	61	11	22		25	40	22
70	1,000 to 4,999 acres	1,998	27	2	29	52	75	31	36	2	34	68	40
71	5 000 to 9,999 acres	355	4		2	11	8	7	6		4	23	10
72	10,000 acres and over	266	3		5	5	2	2	1		3	15	7
	Poultry farms												
73	Under 3 acres	5 273	369			17		1	19		2	47	5
74	3 to 9 acres	4, 614	191		2	37		7	56	4	1	57	13
75	10 to 19 acres	2, 377	54		1	45	2	6	33	1	2	35	18
76	20 to 49 acres	1, 607	30		2	39	3	4	19		7	65	76
77	50 to 99 acres	585	2		3	12	2	3	6		6	18	21
78	100 to 174 acres	439	6		1	13	4	5	2		7	6	17
79	175 to 259 acres	151	2			6	1	1	1		2	2	5
80	260 to 499 acres	187	1		1	7	1	2			1	8	5
81	500 acres and over	98			1	5					1	2	
	Self-sufficing farms												
82	Under 10 acres	479	11		3	12		1	10		3	15	4
83	10 to 19 acres	333	7		4	7	5	2	4		8	8	5
84	20 to 49 acres	433	9		3	13	6	5	4		8	25	6
85	50 to 99 acres	267	1		8	1	6		2		28	7	1
86	100 to 174 acres	407	1		15	15	11	4	1		28	12	1
87	175 to 499 acres	277	1		10	3	11		1		24	5	1
88	500 acres and over	41	1										
	Abnormal farms												
89	Under 3 acres	1 093	25		1	10			6		1	33	1
90	3 to 9 acres	3 409	91	1	4	98	3	8	107		11	127	22
91	10 to 49 acres	3, 158	41		8	108	9	16	56	3	40	201	50
92	50 to 99 acres	527	3	2	6	16	7	4	4	1	22	15	10
93	100 to 174 acres	519	4		10	17	18	1	8	1	29	16	4
94	175 to 259 acres	168	1		4	6	8	1	1		9	7	
95	260 to 499 acres	272	2	1	10	9	7	2	1		11	12	1
96	500 acres and over	254			4	4	1	1	1		5	11	

FARM, BY SIZE, 1930

bottom of p 8]

Humboldt	Imperial	Inyo	Kern	Kings	Lake	Lassen	Los Angeles	Madera	Marin	Mariposa	Mendocino	Merced	Modoc	Mono	Monterey	Napa	
Number	Number	Number	Number	Number	Number	Number	Number	Number	Number	Number	Number	Number	Number	Number	Number	Number	
13	10	6	15	3	4	1	32	1	4		3	10	2		2	3	1
18	9	2	11	4	3		18	3	2	2	5	17	1		6	3	2
33	12	4	39	24	13	2	5	23	1	2	23	73	2		10	12	3
26	7	5	15	15	22	1	3	9	2	2	18	32	2		8	6	4
25	6	11	10	3	8	7	2	12	2	3	29	6	19		11	13	5
8	2	3	4	4	7	6	3	2	1	2	22	1	11		6	6	6
13	8		2	1	17	11	2	7	4	10	29	1	16		7	5	7
17	2	1	4		5	12	2		2	8	19	1	11		14	4	8
	2	1			2	2			2	1	9	2	5		10	3	9
	36		13	9	2		2				7	17	2		3	3	10
	35		3	9	3	1	1	2			4	11	2		3	4	11
	66		3	12	5	5	4	4			12	17	13		11	4	12
	25		10	4	5	7	2	2			4	14	7		28	6	13
	10		15	9	1	9	1	5			2	26	4		41	3	14
	9		4	22	1	4	5	44				39	4		47	3	15
				7				4				1	1		2	1	16
	23		68	4				5				10					17
	94		361	17				117				49					18
	44		186	22				81				18					19
	39		113	16				41				19					20
	12		23	14				13				5					21
	26		40	18				13				7					22
	11		30	17				13				12					23
14	29	1	18	6	5	1	125	4	2		9	57	1		23	2	24
12	134	2	68	33	4	1	262	26	1		11	219	4		42	5	25
11	147	10	49	14	11	2	213	7	1		8	120	11	2	31	7	26
9	134	7	27	8	3	9	141	6	3	3	12	45	14	4	37	2	27
7	34	5	6	1	2	5	57	6	1		4	14	10	2	34	1	28
5	50	3	9	5	1	9	63	5	1	2	2	11	18	1	54	1	29
	25	4	12	1	3	3	22	1	2			5	20	2	30	2	30
	7	2	5		1	1	9		1		2	1	4		19		31
7	11	1	19	34	46		1,686	1	8		26	33	3		19	86	32
10	20		56	81	103	1	1,583	32	19		56	104			40	194	33
13	60	2	124	407	183		926	230	13	2	115	413	1		77	323	34
10	32	3	45	145	68		214	88	3	1	73	131			42	137	35
2	21	1	19	60	59	2	107	37		1	74	44		1	30	97	36
9	6	2	9	12	23		49	8		1	22	15		1	13	42	37
10	6	1	12	14	28		37	5	1	2	21	19	3		14	39	38
3	5		3	2	9		17	6		1	15	11		1	3	14	39
		1	6	2	8		10	2		1	17	9			2	20	40
10	7		8	1	1	1	351	2	4		4	33			21	5	41
5	25		9	1	1	1	437	4	1		3	29			30	5	42
8	175	2	18	1	1	8	345	4	2		6	65			63	4	43
2	157	1	6	3			94	3			1	17			62	1	44
1	136	1	1				37	2				5			65	2	45
	40		1				16				1				26		46
	62				1		8		1						23		47
	30				1		2		1			1			18		48
115	16	3	18	31	5	2	613	9	17		5	68	1		12	13	49
234	141	1	64	207	18	6	115	115	9		28	439	5		23	6	50
231	273	5	49	220	16	14	54	69	13	1	45	353	15		32	8	51
150	100	11	41	164	14	24	18	36	23	1	38	235	22		70	10	52
70	21	4	11	61	4	17	14	21	22	1	29	68	9	1	43	10	53
48	13	2	9	56	3	27	12	9	78		44	71	15	2	41	15	54
23		2	4	16	2	17	6	3	92	1	26	23	26		29	10	55
10		1	4	7	1	11	6	2	76	1	6	9	4		19	9	56
1	6		7	4	1		9	1			4	9			2		57
4	19		14	9	4		7	16		1	4	13			2	1	58
7	19		9	9	5	2	2	3			4	12			2	6	59
5	26		13	3	6	3	2	1		1	9	6	9		9	1	60
3	5		6	6	3	1		2		2	3	2	5			4	61
4	9		12	7	5	5	2	5		7	2	6	11		12	4	62
	4		12		7	1		3		9	6	3	2		5	4	63
	2		7	1	5		2				3	3			3	1	64
	1	3	9			6	1	9				5	7	1			65
3	30	6	2				1				5	2	2	1		1	66
14	35	10	3	2	8	6	1	5		4	30	5	33	4	4	4	67
19	7	10	15	3	3	9	2	5		28	44	3	37	3	13	9	68
36	5	11	26	4	11	32	6	30		26	47	11	39	5	24	22	69
92	4	13	53	13	22	56	10	50	5	43	103	16	77	10	87	28	70
17		1	10	7	3	7	3	7		3	20	10	5	1	20	5	71
11		1	25	6	1	3	2	6		2	13	12	4	1	16		72
30	7		16	2	3	2	2,441	1	20		6	19			22	21	73
44	14	1	25	9	5	3	630	2	67		12	45			37	43	74
25	15	6	19	10	3	1	125	12	56		18	49	1		27	58	75
32	23		27	18	6	4	33	21	24	1	27	46		1	25	40	76
2	6	2	11	6	9	2	11	4	8	1	12	26	1		14	15	77
3	7	3	4	5	6	5	19	1	10	2	7	4	1	2	12	16	78
2	1	1			5	1	7	1	2	1	6	2		1		1	79
			2		2	1	3	2	5	2	2	3		1	5	1	80
			2		3	3	2		3		3		1		7	3	81
19	7		9	5	10		28	1	2	1	12	11	1		7	12	82
19	7		6	5	3		2	3	3		14	15	1		2	7	83
32	2		6	10	8		3	9	1	8	27	15	3		2	7	84
35	6		2	4	6	4	3	2		1	14	2	3		2		85
33	1		6		7	3	8	6	1	10	32		11		4	6	86
35	1		6		4	5	2	9		6	19	1	5		8	2	87
3					2		1	1			8		3			1	88
17	8		3	3	5	1	339	2	11	1	10	15	1		6	6	89
46	50	3	54	15	47	3	278	7	10		37	24	4		28	42	90
64	85	13	57	63	64	8	104	22	19	1	75	115	7	1	24	65	91
30	12	5	7	10	11	7	11	1	3	4	20	9	2	2	6	6	92
22	8	2	8	3	19	9	11	10		8	29	2	3	5	6	6	93
6	1		4		2		5	2	1	5	14		3		1	1	94
12		3	4	2	7	5	7	11		12	18		2	4	3	1	95
16	2	2	7		4	7	7	10	1	4	14		5	2		4	96

COUNTY TABLE V.—TYPE OF

[See NOTE,

	TYPE AND SIZE (See definitions in Introduction)	Nevada	Orange	Placer	Plumas	Riverside	Sacramento	San Benito	San Bernardino	San Diego	San Francisco	San Joaquin	San Luis Obispo	San Mateo
	General farms	Number	Number	Number	Number	Number	Number	Number	Number	Number	Number	Number	Number	Number
1	Under 10 acres	6	11	4		35	10		31	40		10	11	2
2	10 to 19 acres	6	4	6		16	10	1	9	25		34	7	2
3	20 to 49 acres	5	8	13	1	19	15	5	15	38		57	15	2
4	50 to 99 acres	10	2	7	2	13	18	2	7	22		34	12	2
5	100 to 174 acres	12	3	6	3	8	7	4	3	52		23	17	10
6	175 to 259 acres	5	2	4	6	3	8	1	3	10		8	9	6
7	260 to 499 acres	15		7	1	6	4	2	1	16		10	14	6
8	500 to 999 acres	6		1	2	1	4	6	2	6		4	11	8
9	1,000 acres and over	3	2		2		2	5	1	4			5	2
	Cash-grain farms													
10	Under 50 acres			1		7	12			1		48	5	1
11	50 to 99 acres			2		5	13		2	2		47	9	1
12	100 to 259 acres			5	1	8	43	1	1	6		125	40	3
13	260 to 499 acres			8	2	14	26	4	1	6		126	42	
14	500 to 999 acres			9		32	27	5		1		82	64	2
15	1 000 to 4,999 acres			13		33	30	9		3		65	69	2
16	5,000 acres and over						2			1			4	
	Cotton farms													
17	Under 20 acres					8						2		
18	20 to 49 acres					50						8		
19	50 to 99 acres					66						7		
20	100 to 174 acres					71						2		
21	175 to 259 acres					17						1		
22	260 to 499 acres					22						1		
23	500 acres and over					7						1		
	Crop-specialty farms													
24	Under 20 acres		45			83	16	3	74	31	2	74	13	16
25	20 to 49 acres		63	3		132	26	9	147	30	2	196	33	2
26	50 to 99 acres		60	5		73	29	4	70	40		112	25	3
27	100 to 174 acres		40	2	2	74	34	7	47	29		90	20	8
28	175 to 259 acres		38	1	3	27	11	6	20	17		56	21	4
29	260 to 499 acres		57	2	4	43	14	7	13	38		66	19	1
30	500 to 999 acres		31	1	5	19	9	9	6	15		27	12	1
31	1,000 acres and over		10			11	3	3	5	13		11	4	
	Fruit farms													
32	Under 10 acres	5	1,205	30		501	190	44	1,675	285		182	47	37
33	10 to 19 acres	10	1,233	123		645	436	141	1 445	270		497	46	7
34	20 to 49 acres	19	748	421		433	523	164	740	215		839	56	8
35	50 to 99 acres	17	124	255		148	176	89	196	100		325	38	7
36	100 to 174 acres	13	38	122		60	95	38	73	64		147	27	4
37	175 to 259 acres	7	16	39		31	25	13	29	29		37	18	2
38	260 to 499 acres	10	12	24		32	28	20	45	34		29	17	1
39	500 to 999 acres	4	8	5		20	15		9	12		14	12	
40	1,000 acres and over	2	5	3		14	6	5	13	6		2	10	1
	Truck farms													
41	Under 10 acres	1	24	1		56	30	7	27	129	14	42	5	43
42	10 to 19 acres		52	9		64	39	9	23	81	4	83	23	38
43	20 to 49 acres	1	93	5		124	96	25	27	87	7	77	32	61
44	50 to 99 acres		41	1		55	54	13	3	27	2	25	44	38
45	100 to 174 acres		12	1		28	59	7	6	11		30	21	30
46	175 to 259 acres		4			4	40		4	9		13	12	14
47	260 to 499 acres	1	6			8	22	4	1	12		16	8	6
48	500 acres and over		4			5	17	3	1	3		12	6	13
	Dairy farms													
49	Under 20 acres	6	53	5		39	43	8	120	53	1	104	10	14
50	20 to 49 acres	7	36	11	1	27	76	21	48	33		375	27	6
51	50 to 99 acres	4	12	8	6	16	49	15	22	32		218	36	6
52	100 to 174 acres	12	9	6	9	13	51	12	25	32	1	103	56	12
53	175 to 259 acres	9	4	1	5	6	24	5	9	25	1	45	38	9
54	260 to 499 acres	10	2	6	11	8	32	9	3	23		43	80	18
55	500 to 999 acres	6	2	6	11	1	20	5	4	20		15	104	18
56	1,000 acres and over	4		3	16	4	13	2	4	23		6	51	5
	Animal-specialty farms													
57	Under 20 acres		11			3	3		1	10		10	3	3
58	20 to 49 acres		6	4	1	4	7	1	2	4		19	1	
59	50 to 99 acres		2	3	2	3	4	1	4	6		16	5	1
60	100 to 174 acres	2		2		5	2		3	8		10	1	1
61	175 to 259 acres			1	1	2	2	2		4		10	1	
62	260 to 499 acres	1		3	3	1	4	4	3			16	6	1
63	500 to 999 acres	1		1	1			3		2		1	6	
64	1,000 acres and over					1		5		2		1	3	
	Stock ranches													
65	Under 3 acres				1	3	2		2			3		
66	3 to 99 acres	5		1		1	2	1	2			1		
67	100 to 259 acres	10	1	6	3	3	4	5	2	12		10	5	2
68	260 to 499 acres	18	1	8	3	5	8	8	1	17		4	12	2
69	500 to 999 acres	13	2	7	7	11	7	15	3	22		16	31	1
70	1,000 to 4,999 acres	15	6	16	20	19	18	58	9	34		14	73	6
71	5,000 to 9,999 acres	2	1	1	3		4	12		11		1	10	
72	10,000 acres and over			2	2	2	3	15	1	5		1	16	1
	Poultry farms													
73	Under 3 acres		160	10		261	59	11	460	285	2	68	37	90
74	3 to 9 acres	5	90	14		199	205	16	505	251	2	96	65	22
75	10 to 19 acres	5	47	15		92	208	13	98	102		78	34	9
76	20 to 49 acres	10	22	35		37	83	11	26	64		85	28	3
77	50 to 99 acres	4	2	19		17	41	10	11	24		17	12	
78	100 to 174 acres	4	2	12		11	28	6	18	24		11	9	1
79	175 to 259 acres	3		2		7	6	1	2	6		2	7	2
80	260 to 499 acres	3	1	10		6	11	3	10	15		7	3	
81	500 acres and over	2		3		4	3	4	1	5			5	1
	Self-sufficing farms													
82	Under 10 acres	13	12	5	1	34	26		18	25		24	9	3
83	10 to 19 acres	13	5	5		14	11		5	16		19	5	1
84	20 to 49 acres	7	1	19	1	16	9	3	4	17		25	3	2
85	50 to 99 acres	12		7		6	2	1	1	10		2	3	
86	100 to 174 acres	9		7	2	7	3	1	5	17		1	6	
87	175 to 499 acres	10		3	2	5		3	3	12		1	1	
88	500 acres and over	1					1	2	1					
	Abnormal farms													
89	Under 3 acres	1	86	4	3	46	32	2	120	56	8	19	5	26
90	3 to 9 acres	22	172	41	1	156	189	12	350	178	1	123	39	17
91	10 to 49 acres	34	58	75	7	87	154	8	113	115	1	152	45	8
92	50 to 99 acres	18	3	16	4	15	7	4	12	32	1	10	8	3
93	100 to 174 acres	24	2	8	8	16	3		13	23		4	7	6
94	175 to 259 acres	6	2	1	1	2	2	2	3	4		2	5	1
95	260 to 499 acres	8	2	1	3	5	2	1	5	13		2	7	
96	500 acres and over	2	1		1	3	6	10	5	11		3	9	2

FARM, BY SIZE, 1930—Continued

bottom of p 8]

Santa Barbara	Santa Clara	Santa Cruz	Shasta	Sierra	Siskiyou	Solano	Sonoma	Stanislaus	Sutter	Tehama	Trinity	Tulare	Tuolumne	Ventura	Yolo	Yuba	
Number	Number	Number	Number	Number	Number	Number	Number	Number	Number	Number	Number	Number	Number	Number	Number	Number	
3	8	13	6		2		8	38	2	3		20	1	4	6	2	1
6	5	6	5		1	5	7	53	5	13	2	29	4	1	7	7	2
6	6	10	18		11	5	25	123	10	44	7	75	5	8	27	9	3
7	1	6	8		17	12	14	29	16	24	6	26	5	4	12	5	4
4	5	4	25	1	15	5	24	10	16	14	12	16	8	4	4	9	5
8	7	1	15	2	12	4	10	4	2	10	8	5	8	1	3	4	6
7	4		37		20	7	11	6	5	10	13	7	11	3	3	8	7
10	3		18	1	13		6	1	1	7	4	3	8	2	6	6	8
4		1	9		13	2		1		3		2	1			1	9
8			1		7	8	9	23	19	25		22			21	3	10
5	1		1		21	12	2	19	17	13		14			29	7	11
11	2		9		16	39	5	30	71	20		15			109	12	12
11			14		18	41	1	26	70	16	8	16			69	8	13
9	1		5		17	38	1	55	52	12	1	22			73	11	14
4			4		21	29	2	50	30	14		39			46	11	15
						1		8	1			2			2	1	16
								4				24					17
								12				206					18
								4				199					19
								8				144					20
								9				55					21
								1	1			62					22
								2	2			37					23
32	40	15	10	1		1	13	154	17	14		27		14	8	5	24
42	34	13	7		17	5	26	419	20	18		98		48	40	11	25
58	38	13	10		41	8	22	156	16	15	1	38		76	33	8	26
104	17	12	10	1	21	4	21	48	24	5	2	27	2	96	32	5	27
64	11	3	4		4	4	14	20	12	1	1	8	1	61	6	2	28
78	2	6	7	1	11	5	15	11	14	3	1	12	2	90	17	1	29
42	4	1	2		4	3	6	2	8			2	5	29	8	2	30
27		1	1	2	7		1	8	4	1		2	1	21	2		31
58	800	106	7		2	25	258	179	41	35		147		91	15	5	32
49	1,483	141	18		2	77	478	384	229	133	1	575	2	197	62	24	33
75	1,445	298	44		3	205	758	705	394	156		1,699	5	186	157	43	34
43	457	188	21		2	125	381	392	146	50	1	580	5	135	80	15	35
27	179	69	13		2	82	202	68	71	31	2	201	10	95	34	21	36
15	68	19	8			29	88	24	26	6	1	69	5	39	21	5	37
8	61	18	11			32	74	27	29	8		67	5	44	14	15	38
7	23	3	4			5	40	10	9	2		35	3	24	13	5	39
9	10	3				4	18	5	2	7		15		13	4	6	40
5	97	20	1		8	12	4	8	2	1		5		10	8	10	41
9	133	19	2			4	7	25	1	3		15		9	23	4	42
17	145	28	13		1	13	14	117	6	4		33		17	40	1	43
13	48	24	5		1	5	2	45	2	2		9		8	18		44
22	20	13	4			7		13	1			7		7	5		45
6	4	4	2			4		3						5	7		46
7	4	9	1			8		2		1		1		2	4		47
5	2	1				5		6		1		1		3	3		48
1	25	12	5	1	2	9	42	241	7	9		41	1	11	20	2	49
10	46	18	10		27	21	63	734	27	32	2	345	4	6	57	12	50
16	44	11	8		53	17	72	350	27	28	1	280		3	44	11	51
21	28	10	17	1	38	23	90	141	20	14	1	197	5	5	34	12	52
18	17	7	11	1	35	9	89	51	8	11	2	72	3	3	10	7	53
22	15	8	15	5	64	29	115	32	10	8	5	53	4	2	13	6	54
20	15	7	8	11	43	10	64	16	2	5	2	21	3		5	3	55
16	6	3	1	5	27	8	27	3	1		1	11	3			2	56
1	3	2	1		1	2	4	5	3	4		10		1	5	1	57
1	2		12		4	8	4	11	5	14		33	1		17	2	58
1	2	2	11		11	11	4	5	8	11	5	23	5		14	4	59
3	1	1	35		10	20	6	7	3	13	6	15	4		24	2	60
2	2	4	17		3	15	6	4	3	5	3	10	1	1	7	2	61
7	4	1	38		10	10	8	5	8	37	6	15	4	3	15	6	62
2			24		15	2			3	12	2	4	4	2	16		63
2		1	23		7				4	1		4			9	1	64
			2		1					10		57				8	65
			1		17	4	4		1	1	2	4		1	1		66
6	5	3	10	1	26	20	18	4	3	16	5	20	5	5	13	5	67
4	2		13	2	34	24	18	11		15	9	22	15	2	6	7	68
14	14	3	24	5	33	37	29	24	5	40	10	37	16	8	10	20	69
40	23	1	65	13	40	46	60	39	10	115	18	77	28	15	16	25	70
12	6		10	2	7	3	7	11	2	21	5	14	2	5	5	4	71
15	4	1	6	1	3		2	5	1	17	3	7	2	1	2	3	72
22	145	244	1		1	8	209	90	4	7		28		16	6		73
16	124	140	3		5	48	1,226	127	11	28		71	2	19	9	5	74
6	57	47	7		1	40	613	123	17	52		70		5	15	4	75
6	17	40	14		5	21	256	89	25	78		73	4	8	19	11	76
7	5	14	11		6	10	90	13	11	28		15	3		8	6	77
3	2	4	13		7	2	57	3	9	27		9	3	3	2	5	78
	1		2		2	1	36	3	1	7		2	2		1	1	79
4			5		4	1	17	3	1	13		2	2	1	3	4	80
2			2		2		5			13		2	4			2	81
5	13	11	13	2	3	4	24	5	2	8	1	27	3	3	2		82
	5	2	10		7	6	18	7	3	21	2	25	2	1	2	1	83
		4	12	1	24	6	10	3	3	4	10	11	5		5	2	84
1	4	2	23		15	1	7	1	2	9	20	4	2	1	1	2	85
	1	4	43	6	24		6			4	21	6	5	1	1	5	86
3			11	5	12		8	1	1	7	17	5	6	2		7	87
2	1		4		2		1			4	1					1	88
8	39	11		1	7	6	44	31	3	1	1	14		9	7	1	89
30	175	43	29	2	5	27	194	168	17	54	10	112	2	27	22	4	90
37	54	40	52	5	24	31	160	145	37	124	22	173	9	26	33	12	91
7	6	12	17		24	4	29	4	4	9	6	15	4	5	1	4	92
8	15	3	28	2	20	4	15			8	16	15	11	5	4	7	93
	3	5	10		3		12	1	1	2	5	5	4		1		94
4	5	2	16		7		8	1		12	8	5	2	4	2		95
5	4	1	16	1	3	2	13	1	3	10	5	10	1	6	2		96

COUNTY TABLE VI.—TYPE OF FARM, BY SPECIFIED VALUE OF FARM

[See NOTE,

	TYPE, BY VALUE OF PRODUCTS (See definitions in Introduction)	THE STATE	Alameda	Alpine	Amador	Butte	Calaveras	Colusa	Contra Costa	Del Norte	Eldorado	Fresno	Glenn
		Number	Number	Number	Number	Number	Number	Number	Number	Number	Number	Number	Number
	General farms												
1	Under $400	387	7		2	11	3	6	6		24	30	13
2	$400-$999	1,363	28		17	41	33	18	22	4	35	44	35
3	$1,000-$2,499	1,648	32		17	35	23	12	22	3	32	66	59
4	$2,500-$3,999	533	5		4	7	3	5	17		7	25	26
5	$4,000-$5 999	271	7		1	3		3	7		3	12	4
6	$6,000-$9,999	140	5			5		2	9	1		2	1
7	$10,000 and over	84	3			3		2	3			3	
	Cash-grain farms												
8	Under $400	208	2			14		4	1			6	8
9	$400-$999	455	3		1	39		16	4			19	15
10	$1,000-$1,499	366	3		1	29		12	6			12	17
11	$1,500-$2,499	587	14		2	44		23	4			12	36
12	$2,500-$3,999	689	10			53		24	13			11	30
13	$4,000-$5,999	544	5		1	32		36	9			8	33
14	$6,000-$9,999	581	5		1	47		47	12			8	26
15	$10,000-$19,999	513	1			35		38	9			4	37
16	$20,000 and over	366	2			50		31	4			7	30
	Cotton farms												
17	Under $400	73										6	2
18	$400-$999	259										39	1
19	$1,000-$1,499	254										39	
20	$1,500-$2,499	504										79	1
21	$2,500-$3,999	555										61	2
22	$4,000-$5,999	432										38	
23	$6,000-$9,999	412										40	1
24	$10,000-$19,999	293										25	
25	$20,000 and over	187										33	
	Crop-specialty farms												
26	Under $400	683	13			2		4	3			47	4
27	$400-$999	1,495	22			29		9	19			95	18
28	$1,000-$1,499	1,046	33			21		4	23			38	10
29	$1,500-$2,499	1,464	42			26		9	24			55	9
30	$2,500-$3,999	1,321	32			25		7	25			27	7
31	$4,000-$5,999	991	16			19		5	22			16	3
32	$6,000-$9,999	840	16			5		3	10			3	2
33	$10,000-$19,999	670	5			7		4	17			5	
34	$20,000 and over	432	1			3		2	7				1
	Fruit farms												
35	Under $250	5,072	57		11	238	8	52	147		18	334	73
36	$250-$599	5,941	83		7	210	16	21	151	1	21	827	54
37	$600-$1,499	11,790	170		19	270	13	40	212	3	72	2,059	82
38	$1,500-$2,499	8,395	107		3	102	4	18	111	1	53	1,538	31
39	$2,500-$3,999	7,846	83		4	82	2	20	65		31	1,098	10
40	$4,000-$5,999	5 046	50		4	47		17	37		39	564	9
41	$6,000-$9,999	4,085	29		1	49		9	21		28	301	3
42	$10,000-$19,999	2,818	21		2	32		5	17		37	158	4
43	$20,000 and over	1,516	7			13		4	6		22	64	3
	Truck farms												
44	Under $250	149	17			1			4			2	
45	$250-$599	549	57			7		1	10			12	
46	$600-$1,499	1,289	127			10		3	18			30	
47	$1,500-$2,499	1,044	86			7		3	23			17	
48	$2,500-$3,999	893	59			4		1	23			22	
49	$4,000-$5,999	732	30			5			18			4	
50	$6,000-$9,999	673	26			1			19			2	
51	$10,000-$19,999	655	14						14			5	
52	$20,000 and over	702	9					2	14			1	
	Dairy farms												
53	Under $400	137	4			1		2	2			18	
54	$400-$999	1,211	23	2	6	16	7	6	14	7	6	134	21
55	$1,000-$1,499	1,429	13	1	3	24	4	7	16	6	5	178	40
56	$1,500-$2,499	2,701	14		7	37	5	14	22	22	4	251	65
57	$2,500-$3,999	3 053	20		4	25	1	28	22	28	4	219	63
58	$4,000-$5,999	2,328	4	1	7	22	3	14	25	25	4	106	35
59	$6 000-$9,999	2,118	9	1	3	16	2	15	19	14	3	70	13
60	$10,000 and over	2,202	46	2	1	1		12	24	12	2	35	5
	Animal-specialty farms												
61	Under $400	90	1			6			2			5	2
62	$400-$999	318	6		4	8	6	5	2		5	15	5
63	$1,000-$1,499	250	7		4	5	1	4	4		1	13	2
64	$1,500-$2,499	345	6		4	10	5	12	2		2	18	10
65	$2,500-$3,999	347	9		6	9	1	16	4			19	17
66	$4,000-$5,999	244	4		7	5		10	2			9	7
67	$6,000-$9,999	184	7		1	4		9	3			5	10
68	$10 000 and over	234	6		1	4		15	1			5	21
	Stock ranches												
69	Under $400	288	5		6	13	13	3	1		8	25	2
70	$400-$999	681	12	1	19	30	52	7	14	1	19	29	3
71	$1,000-$1,499	511	9		11	15	34	4	5	1	14	17	3
72	$1,500-$2,499	707	7	1	19	25	35	3	15	1	18	12	9
73	$2,500-$3,999	673	11	1	10	12	37	10	13	1	12	12	11
74	$4,000-$5,999	588	13	1	7	15	28	2	15		6	22	15
75	$6,000-$9 999	662	8	1	7	13	9	5	9		8	15	11
76	$10,000-$19,999	587	9	2	3	8	12	19	14	1	6	25	23
77	$20,000 and over	528	6	1	8	7	7	12	14		6	26	19
	Poultry farms												
78	Under $400	567	20			11		4	1		2	12	7
79	$400-$999	2,570	117		2	41	8	8	19	2	8	67	35
80	$1,000-$1,499	2,111	98		4	36	2	3	21		6	44	42
81	$1,500-$2 499	3,151	168		4	41	1	8	28	1	5	51	43
82	$2,500-$3,999	2,787	122		1	28	1	5	34	2	5	34	15
83	$4,000-$5,999	2,105	83			18	1	2	25		2	20	10
84	$6,000-$9,999	1,347	38			2			8		1	8	7
85	$10,000 and over	783	14			4						4	1
	Self-sufficing farms												
86	Under $250	946	17		23	32	4	9	14		38	39	6
87	$250-$399	631	12		9	13	19	1	3		36	25	4
88	$400-$599	307	2		7	5	10	2	3		14	8	5
89	$600-$999	250			4	1	6		2		11		2
90	$1,000-$1,499	8											1
	Abnormal farms												
91	Under $250	3,298	57	1	23	124	18	11	76		56	156	34
92	$250-$599	4,309	75	2	11	111	28	14	75	3	53	196	38
93	$600-$1,499	1,409	27	1	10	28	7	5	27	1	16	61	15
94	$1,500-$3 999	176	1		3	3		1		1	3	9	
95	$4,000-$9 999	74	2			1		1	1			3	1
96	$10,000 and over	158	5			1		1	5			3	

PRODUCTS SOLD, TRADED, OR USED BY OPERATOR'S FAMILY, 1929

bottom of p 8]

Humboldt	Imperial	Inyo	Kern	Kings	Lake	Lassen	Los Angeles	Madera	Marin	Mariposa	Mendocino	Merced	Modoc	Mono	Monterey	Napa	
Number	Number	Number	Number	Number	Number	Number	Number	Number	Number	Number	Number	Number	Number	Number	Number	Number	
17	5	2	4	8	4		7	3	2	5	8	6	2		8	4	1
58	15	10	28	20	20	4	23	16	3	15	56	26	13		28	17	2
64	15	15	33	17	36	16	23	24	3	6	62	62	21		24	26	3
12	9	4	14	4	16	11	5	10		2	16	29	18		4	6	4
2	7	1	9	2	3	4	4	1	2	1	10	13	10		6	1	5
	2	1	7	1	2	7	3	4	7		3	4	5		1	1	6
	5		5	2			2	2	3		1	3			5		7
	15		8	9								8	1		6		8
	29		6	12	4	10	4	2			12	12	6		10	6	9
	26		2	7	2	1	2	3				11	7		8		10
	23		7	4	7	2	3	3			7	14	6		20	5	11
	25		6	3	3	5	2	5			6	19	8		26	3	12
	21		6	4		4	3	1			2	18	1		29	3	13
	18		5	3	1	4		13			2	17	2		12	4	14
	17		5	4				24				14	2		18	2	15
	7		3	26			1	10				13			6	1	16
	22		12					2				6					17
	39		65	8				17				21					18
	27		58	7				28				17					19
	45		135	12				45				25					20
	55		171	14				62				16					21
	22		144	12				53				6					22
	17		112	16				36				12					23
	17		79	16				19				8					24
	5		45	23				18				9					25
2	25		8	17	2	2	54	6	1	1	6	34	8		17		26
14	58	3	28	18	8	5	113	18	2	4	13	112	13	4	24	7	27
10	55	5	24	9	6	5	85	6	1		6	84	12	1	20	3	28
7	86	9	33	14	4	4	136	7	2		6	96	10	2	31	6	29
9	89	7	32	3	4	5	155	11	1		5	81	14		37	1	30
9	81	4	27	4	2	5	143	3	2		5	35	16	1	26	1	31
6	77	3	20	1	1	4	132	1			3	22	5		32	2	32
1	57	3	16	2		1	61	2	1		3	6	3	3	37		33
	32		6		3		32		2		1	2	1		46		34
	27		17	23	62		199	27	7	1	28	70		1	21	178	35
9	12	3	22	76	59		408	38	8	3	44	54	3	1	23	178	36
26	24	4	50	189	120	2	624	101	15	5	122	211	3		56	271	37
17	21	2	56	163	81		720	78	11	2	68	143		1	40	146	38
8	21		47	117	56	1	771	69	1		66	136	1		34	88	39
3	13	1	28	99	43		591	49	1		31	70			17	49	40
1	23		37	62	32		508	26	1		33	50			21	22	41
	12		16	24	18		398	9			24	19			17	14	42
	8	1	20	4	8		191	12			8	26			11	11	43
	11		1		1		8	1				1					44
4	4		3	2		2	106	3	4		2	9			8	4	45
10	24		10	2	3	2	232	3	2		8	44			21	6	46
6	28	1	6	1		1	205	2	1		5	41			27	1	47
3	50	2	10				209	2	1			24			26	4	48
1	74		8				158	2				14			39	1	49
2	97	1	3	1			152	1				3			42	1	50
	119		2				101		1			4			68		51
	216				1		118	1							77		52
7	3		3	15	1	2	2	1	1		3	8	1			3	53
79	13	1	7	93	5	9	17	18	16	1	19	70	10		12	10	54
84	25	2	17	104	16	16	14	27	15	1	30	87	8		8	8	55
138	77	5	33	215	26	21	34	58	14	2	51	240	33		23	11	56
184	149	9	35	192	11	26	44	66	47		56	208	26	1	14	9	57
143	132	5	41	89	1	16	57	45	57		37	240	12	2	23	9	58
155	120	6	38	38	3	11	164	33	80		15	192	4		63	17	59
101	44	1	37	16	1	7	504	16	95	1	9	137	1		127	14	60
	1		4	5	2		1	3			5	3					61
5	3		6	3	2		2	3		5	11	12	1		10	4	62
8	3		10	1	2		1	7		8	7	6	2		7		63
5	9		14	11	8	2	7	3		4	3	8	2		5	5	64
4	11		11	9	13	2	3	5		1	6	8	8		6	6	65
1	30		12	4	4	4	3	2		2	3	3	8		4	2	66
	15		6	1	1	4	3	3				8	4		2	1	67
1	28		17	5	3		5	4				6	3		1	3	68
5	3		14	2	5	3	2	4		5	12	4	9	1	5	5	69
32	14	4	13	5	4	9	2	24		27	38	6	13	5	18	3	70
37	15	5	10	2	6	7	1	15		15	28	6	12	1	16	4	71
39	11	5	28	1	8	15	5	16		20	53	7	21	4	18	10	72
26	6	2	20	4	10	14	2	17		11	42	3	33	2	26	11	73
19	7	12	14	3	4	17	7	6	1	10	43	6	26	2	22	19	74
22	6	7	13	2	6	19	1	2	2	7	28	6	36	2	14	6	75
18	4	15	11	6	5	22	2	10	1	5	13	11	37	2	19	8	76
15	11	5	19	10	1	15	4	11		3	6	18	17	2	24	3	77
4	3		5	5	2	2	108	3	2	1	2	13			1	5	78
18	17	5	31	15	11	3	518	13	15	2	25	44	2		19	25	79
19	12	2	13	7	6	3	445	7	18	1	13	30			28	35	80
35	19	3	27	7	7	10	739	9	27	1	23	53	1	1	23	30	81
34	14	1	10	9	13	3	649	6	24	2	18	41	1	1	34	22	82
22	5	1	10	5			444	2	34		7	34		1	16	27	83
11	1		4	3	3	2	250	4	42		4	17		1	14	28	84
2	2	1	5	1			124		38		1	2		1	18	4	85
47	11		16	16	13	9	36	15	4	6	27	28	7		9	28	86
43	4		9	7	15	1	14	14	3	9	26	13	3		11	6	87
44	6		3	1	4	1	6			5	28	2	10		2	5	88
37	3		7		8	3	4	3		1	35	3	2		8	1	89
																	90
37	54	3	39	39	75	17	159	17	12	15	63	85	6	9	28	68	91
113	79	17	67	43	63	13	435	39	25	18	105	94	21	4	37	53	92
46	29	7	27	30	19	4	143	11	5	1	51	23	4	2	10	13	93
13	4		2	3	2	2	7	4	2	1	15	1			3	2	94
3	3		1				1		1		2				3		95
2	7		2	1	1	2	21		2		1		1		4	3	96

COUNTY TABLE VI.—TYPE OF FARM, BY SPECIFIED VALUE OF FARM

[See NOTE,

	TYPE, BY VALUE OF PRODUCTS (See definitions in Introduction)	Nevada	Orange	Placer	Plumas	Riverside	Sacramento	San Benito	San Bernardino	San Diego	San Francisco	San Joaquin	San Luis Obispo	San Mateo
	General farms	Number	Number	Number	Number	Number	Number	Number	Number	Number	Number	Number	Number	Number
1	Under $400	3	2	6	1	16	5	2	16	32		11	13	
2	$400-$999	24	15	16	5	41	25	7	28	77		44	30	5
3	$1,000-$2,499	34	12	15	3	31	26	7	22	79		77	37	11
4	$2,500-$3,999	4	1	8	2	3	9	5	2	15		25	5	10
5	$4,000-$5,999	3	1	1	4	7	5	4	3	7		18	7	11
6	$6 000-$9,999			2	2	3	4			1		3	6	1
7	$10,000 and over		1				4	1	1	2		2	3	2
	Cash-grain farms													
8	Under $400			2		8	12		1			31	5	
9	$400-$999			4		15	10			4		50	25	1
10	$1,000-$1,499			1	1	5	10	1		2		42	22	
11	$1,500-$2,499			8	1	14	18	2	2	6		53	56	1
12	$2,500-$3,999			10		17	37	3	1	5		77	49	3
13	$4,000-$5,999			7		14	17	6				61	30	2
14	$6,000-$9,999			3	1	13	18	6				74	28	1
15	$10,000-$19,999			2		9	17	1				68	16	1
16	$20 000 and over			1		4	14			3		37	2	
	Cotton farms													
17	Under $400					4						1		
18	$400-$999					25						4		
19	$1,000-$1,499					20						6		
20	$1 500-$2,499					53						4		
21	$2,500-$3,999					38						6		
22	$4,000-$5,999					34								
23	$6,000-$9,999					41						1		
24	$10,000-$19,999					22								
25	$20,000 and over					4								
	Crop-specialty farms													
26	Under $400		12	4		48	9	6	34	35	1	58	12	
27	$400-$999		31	2	3	85	23	13	57	55	1	100	31	7
28	$1,000-$1,499		28	4		60	13	6	47	30		78	17	4
29	$1,500-$2,499		34	1	2	77	16	6	62	30		102	30	8
30	$2,500-$3,999		41	2	3	69	14	7	84	28	1	83	21	10
31	$4,000-$5 999		39		4	43	15	3	48	15		57	17	3
32	$6,000-$9,999		48	1	2	42	20	3	28	10		54	13	2
33	$10,000-$19,999		61			26	19	4	17	6	1	40	5	1
34	$20,000 and over		50			12	13		5	4		60	1	
	Fruit farms													
35	Under $250	12	71	76		304	313	37	538	143		291	55	3
36	$250-$599	9	138	96		266	265	32	488	190		280	63	15
37	$600-$1,499	20	521	154		405	330	91	813	247		457	61	28
38	$1,500-$2,499	18	585	135		268	161	63	573	137		319	35	12
39	$2,500-$3 999	11	684	156		205	139	65	595	104		273	27	4
40	$4,000-$5,999	9	520	122		160	98	56	453	87		182	10	4
41	$6,000-$9,999	5	454	155		135	75	66	353	59		133	13	
42	$10 000-$19,999	2	291	106		72	73	68	267	34		91	6	1
43	$20,000 and over	1	115	22		69	40	36	145	14		56	1	
	Truck farms													
44	Under $250		7	2		34	4	1	5	9		8	2	2
45	$250-$599		21	4		47	16	3	16	51	4	29	4	11
46	$600-$1,499	3	43	10		83	43	9	32	97	3	83	23	40
47	$1,500-$2,499		36	1		48	35	12	19	57	5	49	23	43
48	$2,500-$3,999		34			33	41	6	3	42	1	36	19	44
49	$4,000-$5,999		34			35	38	9	6	43	2	21	27	40
50	$6,000-$9,999		27			31	48	18	6	30	4	18	20	11
51	$10,000-$19,999		24			24	69	4	3	22	3	19	20	35
52	$20,000 and over		10			9	63	6	2	8	5	35	13	17
	Dairy farms													
53	Under $400					1	4		1	1		8	5	1
54	$400-$999	15	1	10	5	3	38	5	4	12		72	23	7
55	$1,000-$1 499	11	2	9	6	3	33	7	14	19	1	91	38	13
56	$1,500-$2,499	10	8	8	11	11	77	15	15	30		193	63	14
57	$2,500-$3 999	7	11	5	7	18	67	18	24	36		207	62	17
58	$4,000-$5,999	3	15	2	19	15	32	12	24	24		145	85	8
59	$6,000-$9,999	11	30	5	5	29	27	14	49	35		93	78	6
60	$10,000 and over	1	51	7	5	36	30	6	103	84	2	100	48	22
	Animal-specialty farms													
61	Under $400		1	2		1						6	3	1
62	$400-$999		6	3		2	4	1	2	9		17	4	2
63	$1,000-$1,499	2	3	2	3	2	4	1	1	5		4	4	2
64	$1,500-$2 499		3	4		6	4	5	1	7		16	1	
65	$2,500-$3 999	1	3		3	2	6	6	3	4		16	5	
66	$4,000-$5 999	1	2	2		2	3	1		4		11	4	1
67	$6,000-$9,999		1	1	2	2	1	2	1	1		4	5	
68	$10 000 and over					2		1	5	6		9		
	Stock ranches													
69	Under $400	7		1	2	3	2	13	1	6		1	6	1
70	$400-$999	13		11		7	5	12	4	18		7	10	1
71	$1,000-$1,499	11		1	1	4	2	5	1	11		2	15	1
72	$1,500-$2,499	8	2	6	3	7	6	16	2	14		4	20	1
73	$2,500-$3,999	10	2	2	6	7	7	13	2	19		6	17	3
74	$4,000-$5,999	9		7	8	2	3	10		6		6	23	2
75	$6,000-$9,999	2	1	3	6	3	7	20	5	9		7	19	2
76	$10 000-$19,999	2	2	7	8	5	6	9	1	9		11	23	
77	$20,000 and over	1	4	3	5	6	10	16	4	9		6	14	1
	Poultry farms													
78	Under $400		16	2		37	31	5	31	39		24	10	6
79	$400-$999	11	58	27		160	90	12	186	163	1	76	37	17
80	$1 000-$1 499	3	69	21		97	89	8	128	99	1	58	35	17
81	$1,500-$2 499	10	67	23		120	116	16	248	165		81	39	22
82	$2,500-$3,999	6	44	14		107	128	14	259	143		66	33	31
83	$4,000-$5 999	2	32	19		69	110	6	166	97	1	42	18	19
84	$6,000-$9 999	4	29	11		31	61	9	81	42		14	18	12
85	$10 000 and over		9	3		13	19	5	31	28	1	3	10	1
	Self-sufficing farms													
86	Under $250	21	8	20	2	50	27	6	19	47		50	13	4
87	$250-$399	24	4	8	1	14	13	3	12	24		15	5	1
88	$400-$599	13	6	13	2	14	8	1	6	16		5	5	1
89	$600-$999	7		5	1	4	4			10		2	4	
90	$1,000-$1,499													
	Abnormal farms.													
91	Under $250	38	80	59	5	137	186	14	219	141	1	138	44	15
92	$250-$599	46	172	67	13	143	168	16	301	224	1	129	60	23
93	$600-$1,499	24	65	19	6	39	33	6	78	52		41	18	14
94	$1,500-$3 999	5	3	1	1	3	2	3	3	11	1	1	1	2
95	$4,000-$9,999	2	1		2	3	3		6	2	1	1		3
96	$10,000 and over		5			5	3		14	2	7	5	2	6

PRODUCTS SOLD, TRADED, OR USED BY OPERATOR'S FAMILY, 1929—Continued

bottom of p 8]

Santa Barbara	Santa Clara	Santa Cruz	Shasta	Sierra	Siskiyou	Solano	Sonoma	Stanislaus	Sutter	Tehama	Trinity	Tulare	Tuolumne	Ventura	Yolo	Yuba	
Number	*Number*	*Number*	*Number*	*Number*	*Number*	*Number*	*Number*	*Number*	*Number*	*Number*	*Number*	*Number*	*Number*	*Number*	*Number*	*Number*	
2	9	3	11		4	4	10	11	8	7	8	8	1	4	5	4	1
13	14	22	37		26	10	38	59	9	56	13	62	20	8	19	12	2
12	8	14	70	3	42	13	42	101	20	50	20	65	25	7	28	27	3
5	3	1	17		17	5	8	53	16	8	3	27	5	3	7	5	4
7	1		6	1	8	4	4	21	3	5	3	14			4	3	5
6	2		1		4	2	2	13	3	1		6			5		6
5	2	1			3	2	1	7	3	1		1					7
2	1				6	4	1	8	5	14		13			12	1	8
3	1		4		9	6	4	22	22	23		17			19	6	9
6			3		14	11	4	18	15	8	1	18			31	4	10
8			7		27	17	3	19	23	17	2	14			41	12	11
10			12		13	29	3	42	33	10	1	12			63	7	12
5			3		11	25	1	38	29	8		22			42	7	13
4	1		8		9	29	2	27	40	11		9			68	7	14
5	1		2		9	28	1	21	52	5		16			44	5	15
					2	14	1	11	41	4		9			29	4	16
								3				18					17
								6				34					18
								3				49					19
								5				97					20
								3				127					21
								3	2			118					22
								2	1			133					23
								3				104					24
												50					25
16	31	9	12	1	10	1	14	46	11	10		32	1	8	4	2	26
48	34	13	13	2	22	8	22	170	13	13	1	54	2	19	12	6	27
36	18	11	5		19	3	11	108	5	9	1	39	5	11	11	6	28
80	26	4	11	1	21	5	18	175	16	14	3	37	1	38	22	5	29
67	12	9	5	1	20	5	11	143	12	8		21	2	43	17	5	30
70	6	6	1	1	5	2	8	99	15			15		53	19	1	31
68	8	2	4		3	2	13	47	17	3		6		76	17	3	32
51	3	6			4	1	19	22	15			7		104	20	4	33
11	3	3				3	2	3	12			3		83	22	2	34
14	290	33	33		1	70	315	106	289	168		148	2	47	88	11	35
21	488	104	22		1	57	339	163	127	106	1	211	2	33	74	18	36
56	1,107	204	42		7	116	660	370	186	111	2	603	15	94	87	42	37
27	810	157	14		2	65	378	261	78	39		582	4	74	60	12	38
38	690	134	8			69	271	227	99	13	1	575	5	95	36	8	39
40	426	86	3			60	165	184	48	9	1	425	4	89	28	15	40
35	375	47	2			68	99	138	59	8		400	2	121	16	15	41
34	220	49	1			48	54	95	38	2		272	1	146	13	12	42
21	114	19	1			31	16	50	23	1		172		130	4	16	43
	7	1	1			3		6	2			7		1			44
2	41	9	5		1	3	4	19	1	2		7		5	4	2	45
8	101	20	9		2	6	10	41	3	4		14		11	22	4	46
11	102	15	3			8	4	51	2	2		17		9	18	8	47
10	78	8	3		2	7	3	47	1			10		5	10		48
5	41	12	2			4	2	20	1	2		8		8	17	1	49
9	40	6				4	2	19	1	1		5		3	14		50
18	23	17				7	3	10	1			2		14	10		51
21	10	23				16		6		1		1		5	13		52
3		3				2	9	12	1	4		5					53
7	8	8	5	4	25	14	71	122	11	24	5	64	3	4	19	6	54
4	4	7	15		22	7	89	159	7	19	3	74	3	1	21	7	55
11	9	10	10	4	67	20	73	353	22	22	3	168	3	1	40	11	56
15	13	14	24	2	67	31	107	404	24	19	2	219	4	3	35	14	57
18	22	2	10	6	53	16	110	270	16	10		213	3	5	24	11	58
23	34	16	4	7	35	17	96	171	8	6	1	185	4	3	20	3	59
43	106	11	6	1	20	19	39	66	12	3		92	3	13	29	3	60
1	1	1	10		3	1	3	2		4		5	1	1	2	1	61
7	3	3	31		10	8	8	6	3	16	10	18	6	3	5	5	62
	5	3	25		10	5	5	3	5	13	7	18	6		7	3	63
1	1	1	35		7	15	8	5	5	25	2	16	4	2	14	3	64
2	3	1	31		10	16	4	9	6	15	1	18	1		17	1	65
3		3	12		7	13	3	5	6	8		10	1	1	23	2	66
4	1		13		10	5	1	1	2	6	2	13			18	1	67
1			14		7	5		6	10			16			21	2	68
	8		8	6	2	4	7	3	1	10	2	18	5	4	4	1	69
2	4	2	22	2	24	3	19	9		35	11	36	8	3	6	5	70
7	5	1	11		27	16	19	3	1	18	5	31	14	5	3	6	71
11	3	1	38	2	26	8	25	11	1	23	15	36	9	6	5	9	72
11	8	1	37	3	17	14	19	11	2	28	9	29	16	4	11	11	73
6	5		10		18	22	16	11	3	38	2	29	6		4	9	74
8	7	1	16	5	15	23	19	11	4	35	4	21	2	5	8	12	75
19	6		4	4	16	27	11	19	3	33	2	14	5	4	6	13	76
27	9	1	5	2	16	17	3	16	8	27	2	24	8	6	6	6	77
4	16	17	5		6	9	33	17	4	26		13	2	1	3		78
18	63	72	18		8	35	210	82	19	52		69	6	8	7	6	79
12	40	71	9		4	31	200	74	7	64		40	1	8	14	11	80
17	79	119	9		7	26	340	104	34	49		54	8	10	13	10	81
5	60	104	8		6	19	406	83	13	45		45	2	8	12	5	82
4	47	69	6		2	14	474	58	8	17		29	1	4	7	3	83
6	23	37	2			5	474	33	3	7		14		4	3		84
	16	10				2	381	10	1	8		8		9	2	1	85
5	17	10	31	3	21	8	30	9	7	30	17	40	2	6	5	3	86
3	6	8	39	3	19	5	30	4	4	13	18	32	13	1	2	7	87
2		5	35	3	35	4	12	3		3	16	5	6	1	4	8	88
1			33	5	33		2			1	21	1	2				89
			7														90
38	116	35	51	5	39	42	190	117	26	88	21	142	7	39	31	6	91
43	127	39	78	4	43	23	188	166	30	89	30	156	20	33	23	15	92
21	33	13	31		18	5	79	58	7	32	17	39	5	13	9	7	93
	3	8	7		5	1	8	5		8	5	5	1	2	3		94
4	5	1	1	2	1	1	5	2				3		1	1		95
5	8	3				2	3	2	2	3		4		4	5		96

COUNTY TABLE VII.—TYPE OF FARM, BY

[See NOTE,

	TYPE, BY TENURE OF OPERATOR (See definitions in Introduction)	THE STATE	Alameda	Alpine	Amador	Butte	Calaveras	Colusa	Contra Costa	Del Norte	Eldorado	Fresno	Glenn
		Number	Number	Number	Number	Number	Number	Number	Number	Number	Number	Number	Number
	General farms												
1	Full owners	3,037	55		24	75	44	29	47	7	75	134	89
2	Part owners	717	16		9	15	11	13	15	1	16	23	35
3	Managers	67	2			4	2					5	
	Tenants—												
4	Cash	389	11		7	3	5	3	17		7	10	8
5	Other	216	3		1	8		3	7		3	9	6
	Cash-grain farms												
6	Full owners	1,454	15		4	146		71	15			28	69
7	Part owners	1,290	10		1	101		68	14			20	91
8	Managers	152				13		4	1			8	7
	Tenants—												
9	Cash	194	5		1	9		6	5			4	2
10	Other	1,219	15			74		82	27			27	63
	Cotton farms												
11	Full owners	1,224										177	1
12	Part owners	443										57	2
13	Managers	138										23	
	Tenants—												
14	Cash	289										15	2
15	Other	875										88	2
	Crop-specialty farms												
16	Full owners	4,518	63			84		27	61			193	35
17	Part owners	1,401	33			26		13	41			18	6
18	Managers	471	1			3			5			21	2
	Tenants—												
19	Cash	830	33			7		5	16			21	9
20	Other	1,722	50			17		2	27			33	2
	Fruit farms												
21	Full owners	40,383	470		38	803	34	114	635	5	294	4,960	197
22	Part owners	3,230	63		5	90	3	30	48		17	377	28
23	Managers	4,141	13		1	56	2	14	23		4	772	13
	Tenants—												
24	Cash	1,290	27		5	21		1	24		4	113	11
25	Other	2,965	34		2	73	4	27	37		2	721	20
	Truck farms												
26	Full owners	2,174	196			16		6	58			34	
27	Part owners	741	93			3		3	30			8	
28	Managers	1,151	10			4			4			30	
	Tenants—												
29	Cash	1,844	62			7		1	18			20	
30	Other	776	64			5			33			3	
	Dairy farms												
31	Full owners	7,362	50	6	12	76	9	42	40	64	17	666	152
32	Part owners	2,138	20	1	6	21	4	19	35	12	8	123	57
33	Managers	242	1			1			8	3		16	1
	Tenants—												
34	Cash	4,520	55		13	35	9	30	49	34	2	134	19
35	Other	917	7			9		7	12	1	1	72	13
	Animal-specialty farms												
36	Full owners	1,227	31		15	39	10	34	11		8	60	39
37	Part owners	352	6		6	6	1	17	3			14	23
38	Managers	75	3			2	1		1			3	1
	Tenants—												
39	Cash	230	6		5	1	1	6	3			9	7
40	Other	128			1	3		14	2			3	4
	Stock ranches												
41	Full owners	2,443	27	7	35	57	101	24	27	1	58	67	46
42	Part owners	1,490	27		41	46	105	19	36	1	27	58	31
43	Managers	316	4		2	7	4	1	5	2	2	11	4
	Tenants—												
44	Cash	683	21	1	11	23	15	17	28	1	5	40	9
45	Other	189	1		1	5	2	4	4		5	7	6
	Poultry farms												
46	Full owners	13,204	613		8	144	7	21	114	5	23	201	110
47	Part owners	630	9		2	9	2	3	14		2	12	30
48	Managers	185	2			1			3		1	3	
	Tenants—												
49	Cash	1,150	23		1	22	4	5	2		1	17	12
50	Other	262	6			5		1	3		2	7	8
	Self-sufficing farms												
51	Full owners	1,930	25		38	44	32	10	20		86	63	15
52	Part owners	96	2		2	3	4				3		1
	Tenants—												
53	Cash	140	3		2	2	2	2	1		8	4	2
54	Other	76	1		1	2	1		1		2	5	
	Abnormal and unclassified farms												
55	Full owners	11,429	264	3	55	295	47	58	197	10	174	556	99
56	Part owners	613	11		3	20	6	6	5		2	21	9
57	Managers	830	11		1	4	2	7	11		4	47	4
	Tenants—												
58	Cash	2,321	38	1	8	27	6	9	33	2	15	81	32
59	Other	1,177	14		4	31	1	16	14	1	8	82	29

TENURE OF FARM OPERATOR, 1930:

bottom of p 8]

Humboldt	Imperial	Inyo	Kern	Kings	Lake	Lassen	Los Angeles	Madera	Marin	Mariposa	Mendocino	Merced	Modoc	Mono	Monterey	Napa	
Number	*Number*	*Number*	*Number*	*Number*	*Number*	*Number*	*Number*	*Number*	*Number*	*Number*	*Number*	*Number*	*Number*	*Number*	*Number*	*Number*	
106	31	11	74	45	60	23	45	39	13	23	112	82	47	----	50	43	1
26	9	6	9	4	10	8	11	12	3	2	16	39	9	----	11	6	2
3	3	3	----	3	2	----	----	1	----	----	3	2	----	----	2	1	3
18	8	12	9	1	8	7	8	8	4	4	20	10	8	----	8	2	4
1	7	1	8	1	1	4	3	5	----	1	6	10	5	----	3	4	5
----	55	----	16	26	7	14	6	4	----	----	16	35	18	----	41	12	6
----	27	----	7	13	3	5	3	20	----	----	7	33	8	----	40	2	7
----	17	----	2	17	2	----	1	2	----	----	3	4	----	----	1	1	8
----	15	----	5	2	3	1	1	----	----	----	1	5	1	----	10	3	9
----	67	----	18	14	2	6	4	35	----	----	2	48	6	----	43	6	10
----	72	----	388	41	----	----	----	117	----	----	----	47	----	----	----	----	11
----	24	----	125	20	----	----	----	30	----	----	----	28	----	----	----	----	12
----	30	----	16	9	----	----	----	12	----	----	----	----	----	----	----	----	13
----	45	----	84	7	----	----	----	22	----	----	----	2	----	----	----	----	14
----	78	----	208	31	----	----	----	102	----	----	----	48	----	----	----	----	15
32	215	6	117	46	20	20	460	28	6	5	35	249	64	5	126	13	16
12	43	1	20	5	1	4	142	7	----	----	6	87	5	----	40	----	17
----	116	1	14	2	2	1	51	4	3	----	3	11	2	2	9	1	18
12	111	26	17	7	4	4	81	3	3	----	2	30	7	1	22	3	19
2	75	----	26	8	3	2	177	12	----	----	2	95	4	3	67	3	20
46	87	6	192	578	421	2	3,857	263	31	7	351	446	6	2	170	764	21
7	6	----	23	50	26	----	162	23	3	----	17	94	1	----	16	53	22
2	58	2	44	34	18	----	378	79	8	----	17	105	----	----	10	38	23
7	6	2	13	26	14	----	130	7	2	1	9	33	----	----	20	28	24
2	4	1	21	69	23	1	82	37	----	1	25	101	----	1	24	74	25
17	112	----	21	2	4	3	187	6	3	----	11	84	----	----	114	5	26
1	35	----	5	1	----	1	107	2	----	----	2	22	----	----	15	3	27
----	266	----	3	1	1	----	377	2	----	----	----	3	----	----	32	----	28
8	180	4	12	2	----	1	623	4	6	----	2	24	----	----	101	9	29
----	39	----	2	----	----	----	95	1	----	----	----	22	----	----	46	----	30
387	145	4	118	365	40	79	302	128	64	3	122	576	62	2	101	33	31
68	42	2	27	146	8	12	62	61	26	1	42	233	17	----	21	12	32
6	9	----	4	13	1	1	16	4	7	1	4	15	1	1	8	2	33
380	337	23	36	174	11	15	434	41	223	----	42	329	8	----	127	29	34
20	30	----	15	64	3	11	22	30	5	----	10	114	9	----	17	5	35
14	41	----	51	24	25	8	9	19	----	13	25	32	17	----	19	15	36
5	12	----	4	11	6	3	5	4	----	3	6	11	6	----	7	2	37
----	6	----	9	3	1	----	2	5	----	----	----	3	----	----	1	----	38
4	22	----	12	----	3	1	8	1	----	2	3	3	2	----	3	3	39
1	9	----	4	1	1	----	----	2	----	2	1	5	3	----	5	1	40
106	28	21	71	9	27	73	10	44	2	54	143	23	132	21	89	33	41
44	7	7	45	11	10	22	7	51	----	34	60	20	45	6	42	15	42
26	17	1	12	5	4	11	4	4	----	1	14	9	10	2	11	7	43
31	21	26	13	10	6	10	5	5	2	11	30	13	8	----	15	10	44
6	9	----	2	----	2	5	----	1	1	3	14	2	9	----	7	4	45
113	51	2	97	43	33	17	2,873	33	157	5	80	192	2	5	134	181	46
7	2	----	2	1	1	----	36	4	7	----	6	20	1	----	6	1	47
1	3	1	3	1	3	----	29	----	4	----	1	4	----	----	----	----	48
14	13	10	4	4	4	6	294	4	33	2	5	13	1	----	4	9	49
3	4	----	1	1	2	----	40	3	----	----	1	5	----	----	5	12	50
148	19	----	26	22	35	14	39	26	7	17	116	35	20	----	20	33	51
12	1	----	2	1	2	----	1	3	----	1	3	1	2	----	1	----	52
7	4	----	3	1	1	----	7	1	----	1	4	6	2	----	3	2	53
9	----	----	2	----	4	----	1	1	----	2	3	2	3	----	1	1	54
200	308	20	201	114	152	50	935	110	42	62	199	228	52	22	147	150	55
24	4	1	12	7	4	1	54	14	1	4	13	17	1	3	11	4	56
13	88	----	10	5	10	1	127	10	8	5	8	11	3	----	11	6	57
63	131	15	50	33	14	18	357	17	17	13	38	57	10	----	34	35	58
13	72	3	61	22	10	7	83	21	----	1	11	57	4	----	19	9	59

COUNTY TABLE VII.—TYPE OF FARM, BY TENURE

[See NOTE.

	TYPE, BY TENURE OF OPERATOR (See definitions in Introduction)	Nevada	Orange	Placer	Plumas	Riverside	Sacramento	San Benito	San Bernardino	San Diego	San Francisco	San Joaquin	San Luis Obispo	San Mateo
		Number	*Number*	*Number*	*Number*	*Number*	*Number*	*Number*	*Number*	*Number*	*Number*	*Number*	*Number*	*Number*
	General farms													
1	Full owners	47	19	38	12	72	53	15	51	161		123	48	16
2	Part owners	11	6	5	3	17	17	7	9	25		27	27	3
3	Managers					3	1	1	1	2		2	2	
	Tenants—													
4	Cash	7	4	3	2	5	4	1	9	13		14	17	19
5	Other	3	3	2		4	3	2	2	12		14	7	2
	Cash-grain farms													
6	Full owners			4	2	21	40	2	2	8		157	48	2
7	Part owners			15		47	71	7	1	5		134	84	1
8	Managers			3		1	3			2		7	6	
	Tenants—													
9	Cash			1	1	1	4	1		1		18	10	5
10	Other			15		29	35	9	1	4		177	85	1
	Cotton farms													
11	Full owners					92						8		
12	Part owners					50						6		
13	Managers					5						1		
	Tenants—													
14	Cash					11								
15	Other					83						7		
	Crop-specialty farms													
16	Full owners		106	8	7	243	62	16	228	108	1	364	54	10
17	Part owners		78	5	2	107	26	5	63	44	1	70	21	9
18	Managers		17		2	14	4	2	24	18		25	3	2
	Tenants—													
19	Cash		14		2	23	15	6	24	14	2	54	28	8
20	Other		129	1	1	75	35	19	43	29		110	41	6
	Fruit farms													
21	Full owners	61	3,085	612		1,568	1,100	394	3,780	818		1,536	170	51
22	Part owners	11	130	61		120	80	42	94	60		197	40	3
23	Managers	7	117	170		155	177	45	275	103		105	24	7
	Tenants—													
24	Cash	4	16	56		5	80	4	25	12		116	16	4
25	Other	4	31	123		36	57	29	51	22		128	21	2
	Truck farms													
26	Full owners	2	42	13		162	121	25	48	194	1	117	35	36
27	Part owners		32	3		62	17	5	22	45	2	22	17	40
28	Managers		75			25	47	11	1	58	1	54	16	3
	Tenants—													
29	Cash		62			32	92	24	14	40	21	51	63	145
30	Other	1	25	1		63	80	3	7	22	2	54	20	19
	Dairy farms													
31	Full owners	31	53	21	35	71	177	44	124	114	2	535	123	32
32	Part owners	12	16	9	11	21	67	13	29	65		100	43	15
33	Managers	2	2			4	4		6	12		14	11	4
	Tenants—													
34	Cash	13	39	13	11	12	41	8	69	42	1	225	174	34
35	Other		8	3	1	6	19	12	6	8		35	46	2
	Animal-specialty farms													
36	Full owners	2	13	9	7	8	12	7	8	19		54	17	2
37	Part owners	1	2	3	1	5	4	4	2	6		11	1	1
38	Managers			1			1	1	1	6			2	
	Tenants—													
39	Cash		2	1		2	1	4	1	5		12	5	3
40	Other	1	2			4	4	1	1			6	1	
	Stock ranches													
41	Full owners	33	6	21	25	21	16	40	12	43		23	57	3
42	Part owners	24	1	11	10	13	23	46	3	30		14	49	1
43	Managers		1	2		2	1	8	2	10		4	16	4
	Tenants—													
44	Cash	6		6	4	6	8	15	2	13		7	18	4
45	Other		3	1		2		5	1	5		2	7	
	Poultry farms													
46	Full owners	25	281	81		567	533	58	1,048	605	3	313	156	102
47	Part owners	5	7	11		23	57	7	17	32	1	29	18	1
48	Managers	1	9	1		8	8	1	16	12		4	2	4
	Tenants—													
49	Cash	3	20	24		27	35	6	39	51		13	13	16
50	Other	2	7	3		9	11	3	10	16		5	11	2
	Self-sufficing farms													
51	Full owners	56	13	40	4	68	48	8	34	84		65	21	6
52	Part owners	6	2	1		8	1	1	1	2		3	2	
	Tenants—													
53	Cash	2	3	5	2	4	2	1		6		3	3	
54	Other	1				2	1		2	5		1	1	
	Abnormal and unclassified farms													
55	Full owners	110	340	176	26	549	455	64	709	633	53	380	148	119
56	Part owners	8	27	5	2	24	12	6	17	46	1	27	9	15
57	Managers	5	31	8		34	18	6	39	49	2	27	6	13
	Tenants—													
58	Cash	24	50	18	4	66	73	16	65	66	17	74	37	51
59	Other	8	31	15	1	49	26	17	23	37	1	37	18	12

OF FARM OPERATOR, 1930—Continued

bottom of p 8]

Santa Barbara	Santa Clara	Santa Cruz	Shasta	Sierra	Siskiyou	Solano	Sonoma	Stanislaus	Sutter	Tehama	Trinity	Tulare	Tuolumne	Ventura	Yolo	Yuba	
Number	*Number*	*Number*	*Number*	*Number*	*Number*	*Number*	*Number*	*Number*	*Number*	*Number*	*Number*	*Number*	*Number*	*Number*	*Number*	*Number*	
22	82	33	97	3	83	20	80	189	39	78	35	140	44	14	52	38	1
9	5	2	27	1	11	7	14	52	14	38	4	21	2	4	9	7	2
1	----	2	1	----	2	2	5	1	----	1	1	1	1	1	----	----	3
9	2	3	8	----	5	7	6	13	1	9	7	8	3	1	4	4	4
9	----	1	9	----	3	4	----	10	3	2	----	13	1	2	3	2	5
12	1	----	16	----	54	79	10	70	77	45	2	35	----	----	144	25	6
8	----	----	9	----	19	50	3	46	109	37	----	59	----	----	102	10	7
1	1	----	2	----	5	4	1	6	8	1	1	4	----	----	11	2	8
3	----	----	1	----	13	6	4	4	3	5	1	4	----	----	22	7	9
19	2	----	6	----	9	24	2	80	63	12	----	28	----	----	70	9	10
----	----	----	----	----	----	----	----	10	1	----	----	270	----	----	----	----	11
----	----	----	----	----	----	----	----	4	----	----	----	102	----	----	----	----	12
----	----	----	----	----	----	----	----	1	----	----	----	41	----	----	----	----	13
----	----	----	----	----	----	----	----	----	----	----	----	101	----	----	----	----	14
----	----	----	----	----	----	----	----	13	2	----	----	213	----	----	----	----	15
131	86	30	37	5	84	16	70	459	37	35	3	130	9	167	73	23	16
59	10	6	----	----	8	3	14	130	43	12	----	20	2	96	37	5	17
7	3	2	5	----	1	----	4	14	8	2	----	15	----	37	6	2	18
43	24	13	5	1	5	5	13	58	3	1	----	28	----	6	10	1	19
207	18	12	4	----	7	6	11	152	24	7	2	21	----	129	20	3	20
213	3,766	594	98	----	9	427	1,718	1,200	743	325	2	2,279	32	610	295	118	21
27	239	46	7	----	----	38	222	142	110	59	----	241	1	65	44	9	22
23	190	23	9	----	----	64	92	82	41	28	1	574	2	104	20	12	23
4	74	111	7	----	2	29	70	43	7	22	2	58	----	4	12	3	24
19	251	59	5	----	----	26	195	127	46	23	----	236	----	46	35	7	25
18	183	38	10	----	3	22	15	105	6	9	----	28	----	25	28	----	26
7	45	6	3	----	1	2	3	45	----	----	----	5	----	7	19	----	27
81	44	5	1	----	----	7	1	8	----	----	----	4	----	4	22	----	28
17	105	53	3	----	1	12	7	28	4	3	----	25	----	14	30	14	29
11	66	9	2	----	----	15	1	33	2	----	----	9	----	11	9	1	30
23	59	37	50	15	174	55	260	919	43	58	8	483	13	11	94	33	31
20	23	9	6	4	39	23	63	222	30	37	2	104	8	5	24	7	32
2	6	3	2	----	12	1	5	13	3	----	----	13	1	----	4	----	33
58	98	18	12	4	49	40	218	307	14	5	4	348	1	10	49	14	34
21	10	4	5	1	15	7	16	106	12	7	----	72	----	4	12	1	35
10	10	6	110	----	45	43	23	20	15	44	15	69	14	3	67	16	36
3	1	1	26	----	7	14	4	13	11	21	5	19	1	1	22	1	37
1	----	----	2	----	6	1	----	----	----	----	----	8	----	1	3	----	38
3	2	2	19	----	3	8	2	2	7	16	2	10	2	2	8	1	39
2	1	2	4	----	3	2	3	2	4	6	----	8	2	----	7	----	40
41	29	3	57	18	98	48	84	33	10	96	28	154	45	14	21	28	41
9	12	3	54	5	41	45	21	28	10	82	13	52	21	8	14	30	42
19	3	1	3	----	2	6	11	5	----	11	6	7	----	8	4	1	43
18	8	----	11	1	14	26	19	22	1	36	3	18	2	4	11	13	44
4	2	----	6	----	6	9	3	6	1	11	2	7	----	3	3	----	45
48	321	445	44	----	23	104	2,133	402	60	160	----	238	18	42	49	22	46
9	3	12	2	----	4	15	87	16	11	51	----	14	----	3	3	5	47
1	5	2	2	----	2	1	34	3	1	4	----	1	----	3	1	----	48
4	17	23	5	----	3	11	251	18	5	27	----	12	2	4	6	9	49
4	6	7	4	----	1	----	14	12	2	11	----	7	----	----	2	2	50
7	19	20	100	14	78	16	65	13	10	41	59	66	23	8	6	17	51
----	----	2	2	----	4	1	3	1	----	2	3	3	----	----	2	1	52
3	2	1	10	----	2	----	5	1	----	3	6	5	----	----	3	----	53
1	2	----	2	----	3	----	1	1	1	1	4	4	----	----	----	----	54
105	343	164	209	12	143	96	453	335	77	233	78	454	39	124	89	35	55
6	9	11	17	1	4	5	11	18	5	26	10	23	1	7	1	4	56
15	36	6	5	3	12	4	24	11	8	8	7	33	----	12	10	1	57
30	36	19	40	3	21	16	131	65	11	41	5	120	2	17	29	----	58
31	17	6	22	1	16	7	21	27	12	13	6	89	1	15	20	5	59

COUNTY TABLE VIII.—SPECIFIED FARM

[See NOTE,

	ITEM AND TYPE (See definitions in Introduction)	THE STATE		ALAMEDA		ALPINE		AMADOR		BUTTE	
		Farms reporting	Expenditures	Farms reporting	Expenditures	Farms reporting	Expenditures	Farms reporting	Expenditures	Farms reporting	Expenditures
	Feed	*Number*	*Dollars*	*Number*	*Dollars*	*Number*	*Dollars*	*Number*	*Dollars*	*Number*	*Dollars*
1	All types	84,056	69,117,633	1,833	1,836,725	11	3,140	239	107,388	1,450	441 737
2	General	3 421	951,781	64	26 113			27	4,726	85	18,699
3	Cash grain	1,717	467,385	16	5,006			4	985	125	26,148
4	Cotton	1 642	465 501								
5	Crop specialty	4,544	1,329,463	103	34,176					64	12,236
6	Fruit	27,561	6,613 195	387	77 334			31	3,526	563	83 399
7	Truck	4 521	1 487 469	298	68,626					23	2 252
8	Dairy	12,529	20 816 897	98	460,273	5	630	26	22,923	107	55,142
9	Animal-specialty	1,490	1 033,696	31	18,501			19	3 636	36	14,435
10	Stock-ranch	3,566	2 958,404	52	47,995	4	2,310	71	56,989	86	46,937
11	Poultry	14,784	28,119,135	615	976,594			10	8,210	169	158,214
12	Self-sufficing	1 485	149 228	20	2,616			20	2,176	27	2,284
13	Abnormal and unclassified	6,796	3,725 479	149	109,491	2	200	31	4,217	165	21,991
	Fertilizer										
14	All types	23,855	14,141,621	158	41,757			5	723	365	119,220
15	General	372	34,120	2	75					10	949
16	Cash grain	95	17,995	1	60					17	2,821
17	Cotton	143	25,475								
18	Crop-specialty	902	514,046	6	583					29	5,056
19	Fruit	15,903	10 968,224	40	8,566			1	15	244	108,215
20	Truck	2,810	1,851,799	40	7,607					4	245
21	Dairy	1,179	103,099	1	300					14	522
22	Animal-specialty	83	8,820	1	21					3	123
23	Stock ranch	58	9 615							1	150
24	Poultry	742	68,203	8	2,131					19	561
25	Self sufficing	57	1 096					1	25	4	55
26	Abnormal and unclassified	1,711	539,029	59	22,414			3	683	20	523
	Labor										
27	All types	90,492	130 159,510	1,841	1,940,215	10	9,801	170	134 441	1,648	1,586,581
28	General	2,520	1,327,014	53	28 560			16	3,707	56	26 730
29	Cash grain	3,402	5 050,121	38	48,809			6	1,550	279	437 145
30	Cotton	2,329	6 475 301								
31	Crop-specialty	6,389	9 973,069	131	97,454					99	78,730
32	Fruit	42,289	57 206 678	483	536 372			24	18,597	745	717,026
33	Truck	5,183	18,816,886	346	419 586					22	18,166
34	Dairy	10 241	12,901,915	89	361,065	4	6,546	22	19 872	103	51,395
35	Animal-specialty	1,349	1 450,457	26	16,072			19	9 395	36	27 504
36	Stock ranch	3,266	5 731,554	44	65 500	4	2,925	61	76,220	67	145,505
37	Poultry	6 965	2,797,768	246	87 290			4	337	98	27,196
38	Self-sufficing	502	28,241	6	400			7	219	13	777
39	Abnormal and unclassified	6,048	8 399,488	179	279,107	2	130	11	4,544	130	56,386

	ITEM AND TYPE (See definitions in Introduction)	INYO		KERN		KINGS		LAKE		LASSEN		LOS ANGELES	
		Farms reporting	Expenditures	Farms reporting	Expenditures	Farms reporting	Expenditures	Farms reporting	Expenditures	Farms reporting	Expenditures	Farms reporting	Expenditures
	Feed	*Number*	*Dollars*	*Number*	*Dollars*	*Number*	*Dollars*	*Number*	*Dollars*	*Number*	*Dollars*	*Number*	*Dollars*
1	All types	133	77,166	1,448	745,327	1,523	639,353	559	120 210	314	164 520	8,043	15,494,505
2	General	18	2,700	75	31,008	46	10,701	57	8,800	29	7,647	59	28,129
3	Cash grain			22	9,569	22	7,944	7	615	13	1,688	4	900
4	Cotton			472	159,890	64	28,893						
5	Crop-specialty	11	1,904	109	23,933	23	3,768	10	697	19	4,218	502	140 248
6	Fruit	6	660	159	47,304	537	107,937	220	30,226	3	910	1,720	631 446
7	Truck	4	710	27	5,280	3	410	3	735	2	150	1,012	377,509
8	Dairy	22	15,660	172	174 250	628	324,738	50	15,942	92	54,590	803	7,425 770
9	Animal-specialty			65	54,616	31	32,505	26	4,875	7	3,862	20	31,812
10	Stock-ranch	37	35,069	97	92 527	27	72,238	29	7 767	30	59 088	16	18,443
11	Poultry	13	15,463	98	102,859	43	34,555	41	30,148	23	17,143	3,179	6,243,188
12	Self-sufficing			28	3,626	16	1,368	31	3,611	10	699	35	5,476
13	Abnormal and unclassified	22	5,000	124	40,465	83	14,196	65	16,794	36	14,525	693	491 584
	Fertilizer												
14	All types	1	40	205	72 475	33	5,969	51	2,298	35	1,360	4,360	2,209 628
15	General	1	40	6	1,485			3	35	6	136	12	3,452
16	Cash grain			2	775	1	100			3	215	1	180
17	Cotton			60	13,637	3	265						
18	Crop-specialty			43	10,035					6	307	114	63,050
19	Fruit			67	36,449	27	5,402	31	1,399			2,839	2,303,649
20	Truck			13	5,400			2	64			828	646,417
21	Dairy			4	3,705	1	180	6	241	13	500	11	6,056
22	Animal specialty							4	200			2	140
23	Stock ranch			1	40			3	204	7	202		
24	Poultry			1	10			1	25			87	8,839
25	Self sufficing			8	939	1	15	1	60			5	133
26	Abnormal and unclassified											461	177,702
	Labor												
27	All types	160	173,125	1,621	3,713 999	1,491	2,026 149	772	492,323	307	345 222	8,133	12,135,763
28	General	23	15,899	71	43,477	32	10,829	59	14,457	33	19,610	32	28,590
29	Cash grain			38	58,733	61	299,064	10	8,234	18	6,683	9	7,932
30	Cotton			660	1,673,781	98	540,821						
31	Crop-specialty	32	35,807	145	159 149	38	16,265	24	43,358	24	17,362	713	874,795
32	Fruit	6	13,960	241	1,044,714	651	777,427	428	311,733	3	1,005	3,928	4,929,406
33	Truck	3	2,395	30	32,155	4	3,520	4	13,790	2	2,000	995	2,321,626
34	Dairy	26	27,809	148	189,592	477	249,736	42	15,587	85	57 511	552	2,100 841
35	Animal-specialty			59	53,306	19	20,632	20	14,460	10	2,706	18	22,531
36	Stock ranch	44	66,291	70	345,685	23	82,267	34	20,157	99	229,017	15	41 247
37	Poultry	9	4,767	40	16,444	25	6,597	17	4,549	10	1,666	1,097	603,408
38	Self-sufficing			6	360	3	124	17	1,078	4	159	11	821
39	Abnormal and unclassified	17	5,367	113	96,603	50	18,807	107	25,920	19	7,503	763	2,204,566

EXPENDITURES, 1929, BY TYPE OF FARM

bottom of p 8]

CALAVERAS		COLUSA		CONTRA COSTA		DEL NORTE		ELDORADO		FRESNO		GLENN		HUMBOLDT		IMPERIAL		
Farms reporting	Expenditures	Farms reporting	Expenditures	Farms reporting	Expenditures	Farms reporting	Expenditures	Farms reporting	Expenditures	Farms reporting	Expenditures	Farms reporting	Expenditures	Farms reporting	Expenditures	Farms reporting	Expenditures	
Number	*Dollars*	*Number*	*Dollars*	*Number*	*Dollars*	*Number*	*Dollars*	*Number*	*Dollars*	*Number*	*Dollars*	*Number*	*Dollars*	*Number*	*Dollars*	*Number*	*Dollars*	
350	93,885	463	191,448	1,105	708,768	131	67,452	600	149,006	6,771	1,944,356	896	355,547	1,630	977,949	1,450	837,969	1
51	8,742	37	7,420	64	15,071	7	4,300	89	20,328	140	35,761	103	22,762	118	24,148	29	7,839	2
-	-	93	27,555	25	8,637	-	-	-	-	27	16,690	96	25,986	-	-	51	9,153	3
-	-	-	-	-	-	-	-	-	-	177	39,410	-	-	-	-	140	39,026	4
-	-	19	3,516	85	24,214	-	-	-	-	108	12,560	23	4,735	45	10,582	182	51,467	5
28	2,288	77	18,602	385	140,574	4	376	227	41,171	4,645	860,150	137	35,879	47	4,970	52	11,737	6
-	-	4	1,240	91	23,932	-	-	-	-	70	9,231	-	-	19	3,338	371	158,385	7
19	5,883	78	82,122	122	212,885	107	74,109	21	18,045	829	482,063	203	75,427	814	585,756	344	169,666	8
11	2,460	53	81,210	15	6,559	-	-	7	1,319	69	37,330	49	38,259	16	4,305	51	179,539	9
193	63,177	46	49,249	63	51,168	2	1,060	68	28,891	132	191,088	65	77,688	178	91,156	21	33,144	10
13	6,114	30	14,466	132	194,185	5	3,410	25	24,783	216	202,983	148	63,566	131	220,995	61	42,113	11
28	2,922	7	477	14	894	-	-	75	5,975	48	8,100	9	1,043	91	5,702	15	1,265	12
37	2,349	24	5,588	109	30,649	6	4,197	88	8,494	310	48,990	63	10,202	171	26,995	133	124,635	13
6	352	8	655	83	37,778	27	969	154	16,667	776	166,428	41	39,662	253	18,464	418	304,055	14
-	-	1	30	2	65	3	99	3	92	14	355	3	38	18	797	6	317	15
-	-	1	50	2	85	-	-	-	-	1	30	2	50	-	-	5	660	16
-	-	-	-	-	-	-	-	-	-	9	371	-	-	-	-	23	1,635	17
-	-	1	30	3	13,650	-	-	-	-	14	629	1	23	11	1,408	35	22,448	18
3	294	4	465	22	2,598	2	176	139	17,563	635	141,397	29	36,316	15	656	69	32,701	19
-	-	-	-	20	8,349	-	-	-	-	51	20,378	-	-	10	1,476	244	226,088	20
-	-	-	-	1	10	18	261	-	-	35	2,180	1	26	171	12,277	4	509	21
-	-	-	-	-	-	-	-	1	60	4	205	-	-	1	7	3	483	22
2	33	-	-	1	29	-	-	1	40	1	92	-	-	5	287	4	4,434	23
-	-	-	-	1	20	1	6	1	80	8	260	2	500	10	476	1	50	24
-	-	-	-	-	-	-	-	1	25	-	-	-	-	-	-	-	-	25
1	25	1	80	30	12,972	3	407	8	807	9	531	3	2,709	12	1,080	24	14,730	26
327	86,935	643	900,394	1,354	2,009,427	96	103,329	399	273,995	7,855	8,605,983	859	1,029,613	1,141	961,576	2,164	7,569 942	27
27	5,679	35	20,303	61	35,418	2	350	88	8,598	124	58,334	82	19,133	71	10,328	37	54,804	28
-	-	208	368,636	59	121,624	-	-	-	-	64	204,949	180	324,443	-	-	130	226,409	29
-	-	-	-	-	-	-	-	-	-	283	1,143,419	6	3,995	-	-	186	337,308	30
-	-	34	52,270	116	271,990	-	-	-	-	161	98,085	29	14,881	43	18,828	426	807,405	31
25	5,376	129	200,519	582	692,236	1	400	240	216,927	6,000	5,251,305	146	321,204	43	13,183	131	331,572	32
-	-	4	2,750	122	407,286	-	-	-	-	65	111,215	-	-	17	12,055	570	4,805,914	33
12	2,860	83	72,028	99	194,229	88	100,392	14	6,152	602	380,985	148	44 504	618	611,930	359	319,397	34
5	3,271	60	77,525	16	14,468	-	-	2	450	50	40,167	59	67,388	17	4,569	73	196,547	35
125	66,924	45	89,714	74	89,520	3	1,730	49	32,175	107	144,537	75	187,061	151	223,325	42	104,320	36
7	361	11	2,818	85	24,996	1	100	10	2,404	111	38,091	76	14,861	64	10,843	38	23,950	37
12	504	1	60	8	128	-	-	17	992	15	650	6	272	29	1,558	4	159	38
14	1,960	33	13,771	132	157,532	1	350	29	6,227	267	134,216	52	11,871	88	54,957	168	312,157	39

MADERA		MARIN		MARIPOSA		MENDOCINO		MERCED		MODOC		MONO		MONTEREY		NAPA		
Farms reporting	Expenditures	Farms reporting	Expenditures	Farms reporting	Expenditures	Farms reporting	Expenditures	Farms reporting	Expenditures	Farms reporting	Expenditures	Farms reporting	Expenditures	Farms reporting	Expenditures	Farms reporting	Expenditures	
Number	*Dollars*	*Number*	*Dollars*	*Number*	*Dollars*	*Number*	*Dollars*	*Number*	*Dollars*	*Number*	*Dollars*	*Number*	*Dollars*	*Number*	*Dollars*	*Number*	*Dollars*	
993	403,448	697	1,627,791	220	82,676	1,275	421,390	2,443	1,110,588	333	139,631	45	27,575	1,176	876,658	1,108	674,779	1
80	14,136	19	19,561	25	6,917	121	23,407	126	39,547	39	7,446	-	-	53	40,939	43	12,382	2
20	4,024	-	-	-	-	16	2,363	47	14 514	5	855	-	-	56	8,663	13	4,099	3
182	39,941	-	-	-	-	-	-	60	9,976	-	-	-	-	-	-	-	-	4
22	7,802	9	7,202	4	395	21	2,635	229	36,711	34	7,137	7	795	147	49,452	9	3,411	5
263	55,955	25	5,873	5	445	294	58,874	479	99,303	5	766	-	-	147	35,452	601	133,885	6
12	2,356	4	1,185	-	-	13	1,350	101	13,019	-	-	-	-	212	84,309	11	2,157	7
199	96,560	822	1,073,462	4	812	197	86,985	941	495,782	67	21 600	2	1,000	188	178,273	73	135,578	8
25	24,116	-	-	20	6,353	28	3,799	47	32,237	14	4,247	-	-	24	9,030	16	11,235	9
95	104,703	4	3,276	94	61,054	218	82,166	42	131,546	112	91,577	19	11,347	106	84,380	44	21,350	10
41	33,484	198	684,141	7	2,005	87	109,227	220	215,708	2	686	5	7,334	142	304,701	189	326,460	11
21	2,249	5	333	16	1,195	102	9,561	31	3,489	16	1,128	-	-	15	862	23	2,356	12
62	12,117	41	32,678	44	3,400	178	40,523	120	15,756	39	4,189	12	7,099	84	80,597	87	21,846	13
65	12,050	47	5,273	3	33	109	6,198	582	65,751	25	1,338	2	148	190	138,484	78	7,395	14
3	150	4	766	1	8	7	162	49	2,265	6	470	-	-	2	50	4	207	15
-	-	-	-	-	-	1	50	-	-	1	20	-	-	2	520	-	-	16
7	671	-	-	-	-	-	-	4	61	-	-	-	-	-	-	-	-	17
1	100	2	409	-	-	7	378	59	3,765	5	173	-	-	14	7,346	-	-	18
24	4,581	8	1,288	1	30	28	3,109	184	39,966	-	-	1	100	29	12,695	56	5,530	19
5	4,912	2	150	-	-	6	186	41	4,232	-	-	-	-	122	109,973	6	905	20
19	1,360	20	1,156	-	-	35	921	183	13,729	6	362	-	-	2	106	-	-	21
-	-	-	-	-	-	2	96	7	290	2	39	-	-	1	15	1	25	22
-	-	-	-	-	-	3	70	-	-	4	262	-	-	3	730	1	80	23
1	10	8	540	-	-	11	421	42	1,336	-	-	1	48	4	349	2	25	24
1	12	-	-	-	-	3	79	1	26	-	-	-	-	-	-	-	-	25
2	255	3	971	-	-	16	656	7	89	1	12	-	-	11	4,701	8	323	26
1,004	1,070,453	488	717 460	73	88,530	947	721 363	2,391	2,830,807	423	343,711	66	71,344	1,313	4,014,464	1,156	1,063,760	27
33	18,365	14	9,373	6	2,400	80	27 894	82	45,264	50	15,008	-	-	37	87 437	37	15,119	28
57	132,814	-	-	-	-	18	6,612	90	148,189	21	6,940	-	-	107	92,137	18	15,739	29
336	666,889	-	-	-	-	-	-	81	223,556	-	-	-	-	-	-	-	-	30
31	36,241	9	54,494	-	-	36	71,949	255	135,304	56	33,638	9	11,745	207	547 573	15	6,936	31
330	549,144	37	26,870	4	680	318	338,209	615	1,220,524	3	104	3	4,500	130	407,317	739	732,242	32
9	15,015	5	6,030	-	-	10	1,854	117	89,209	-	-	-	-	274	1,657 176	13	5,353	33
188	111 334	278	498,495	2	4,000	159	95,770	631	663,222	73	21,337	2	600	231	660,196	60	74,278	34
18	22,161	-	-	7	1,827	15	4,183	40	32,806	26	13,142	-	-	33	9,543	12	52,550	35
65	109,344	5	7,993	44	18,465	159	129,538	45	213,093	169	248,890	25	48,721	116	363,959	52	40,658	36
21	4,624	111	78,291	2	750	48	12,703	114	28,708	1	550	4	1,095	75	43,334	113	37,948	37
11	791	4	105	1	39	26	1,734	9	378	6	440	-	-	2	65	11	465	38
35	11,711	25	35,750	6	369	76	30,817	103	27,652	16	3,682	12	4,173	61	245,735	86	82,473	39

County Table VIII.—SPECIFIED … DITURES, 19…

ITEM AND TYPE (See definitions in Introduction)	NEVADA		ORANGE		PLACER		PLUMAS		RIVERSIDE		SACRAMENTO		SAN BENITO	SAN BERNARDINO
	Farms reporting	Expenditures	Farms reporting	Expenditures	Farms reporting	Expenditures	Farms reporting	Expenditures	Farms reporting	Expenditures	Farms reporting	Expenditures	Expenditures	Farms reporting
Feed	Number	Dollars	Number	Dollars	Number	Dollars	Number	Dollars	Number	Dollars	Number	Dollars	Dollars	Number
1 All types	422	138,891	2,326	1,822,203	1,255	459,193	119	60,930	2,509	1,808,498	2,489	[illegible]	[illegible]08,466	3,342
2 General	66	13,202	24	5,659	43	14,550	10	2,805	84	27,626	64	[illegible]	5,510	67
3 Cash-grain	-	-	-	-	20	8,608	1	150	44	8,265	61	[illegible]	1,118	2
4 Cotton	-	-	-	-	-	-	-	-	147	34,908	-	-	-	-
5 Crop-specialty	-	-	207	118,979	8	1,751	8	2,056	230	53,104	61	[illegible]	1,913	226
6 Fruit	58	10,235	1,311	426,804	827	182,929	-	-	733	243,737	810	[illegible]	62,608	1,289
7 Truck	2	45	150	57,493	9	920	-	-	202	40,119	248	[illegible]	5,779	59
8 Dairy	56	33,397	110	652,189	45	58,395	42	28,344	104	412,890	254	[illegible]	34,223	228
9 Animal-specialty	4	2,470	17	9,761	13	10,146	7	1,280	15	15,292	17	[illegible]	2,350	10
10 Stock-ranch	52	31,823	6	12,055	32	35,382	25	23,249	26	46,338	37	[illegible]	60,585	9
11 Poultry	36	33,585	302	486,935	112	125,653	-	-	609	844,027	619	[illegible]	24,680	1,102
12 Self-sufficing	51	3,963	13	1,435	38	3,320	5	177	61	9,317	36	[illegible]	715	26
13 Abnormal and unclassified	97	10,171	186	50,873	108	17,539	21	2,869	254	72,875	282	[illegible]	8,986	334
Fertilizer														
14 All types	78	6,726	3,006	2,308,241	442	79,316	5	362	1,088	1,033,915	497	[illegible]	6,717	3,110
15 General	5	243	4	360	-	-	1	250	8	1,550	-	-	120	11
16 Cash-grain	-	-	-	-	-	-	-	-	4	516	2	[illegible]	-	-
17 Cotton	-	-	-	-	-	-	-	-	24	5,514	-	-	-	-
18 Crop-specialty	-	-	40	15,553	-	-	-	-	41	19,080	7	[illegible]	195	79
19 Fruit	35	5,050	2,712	2,216,628	424	78,298	-	-	804	921,247	286	[illegible]	2,677	2,579
20 Truck	1	15	76	34,802	1	40	-	-	133	67,951	81	[illegible]	2,934	25
21 Dairy	6	211	12	3,228	-	-	1	7	5	834	13	[illegible]	136	23
22 Animal-specialty	1	67	2	100	-	-	-	-	2	510	-	-	-	2
23 Stock-ranch	1	15	-	-	1	388	1	50	1	400	-	-	560	1
24 Poultry	6	570	33	3,234	2	15	-	-	26	2,237	13	[illegible]	95	205
25 Self-sufficing	8	152	1	20	2	16	-	-	-	-	-	-	-	1
26 Abnormal and unclassified	15	403	126	34,310	12	559	2	55	40	14,076	25	[illegible]	-	184
Labor														
27 All types	221	126,746	3,773	4,465,846	995	1,460,737	116	118,711	2,888	4,299 624	2,414	[illegible]	469,567	5,335
28 General	32	4,732	17	8,758	20	7,379	11	4,375	42	22,160	43	[illegible]	8,927	37
29 Cash grain	-	-	-	-	23	15,145	1	500	77	83 140	120	[illegible]	14,478	1
30 Cotton	-	-	-	-	-	-	-	-	187	350,975	-	-	-	-
31 Crop-specialty	-	-	283	593,125	8	4,370	11	14,620	297	369,121	97	[illegible]	43,719	279
32 Fruit	61	67,993	2,848	2,985,001	761	1,258,847	-	-	1 436	2,301 080	1,091	[illegible]	981 602	3,647
33 Truck	2	95	166	433,732	7	5,940	-	-	239	465,714	308	[illegible]	153 926	59
34 Dairy	36	18,456	82	176,945	25	25,534	45	51,218	85	228,497	194	[illegible]	51,883	172
35 Animal specialty	1	500	7	4,906	4	5,050	7	3,800	13	40,716	10	[illegible]	11 361	10
36 Stock-ranch	30	21,749	9	22,020	25	96 641	35	40,521	28	42,348	36	[illegible]	131 741	13
37 Poultry	10	2,765	123	36,908	47	11,762	-	-	258	174,634	303	[illegible]	21,188	653
38 Self-sufficing	18	739	4	95	8	590	-	-	13	946	6	[illegible]	50	13
39 Abnormal and unclassified	31	9,717	234	204,356	67	29,479	8	3,677	211	220,293	206	[illegible]	49,692	451

ITEM AND TYPE (See definitions in Introduction)	SANTA CRUZ		SHASTA		SIERRA		SISKIYOU		SOLANO		SONOMA		STANISLAUS
	Farms reporting	Expenditures	Farms reporting	Expenditures	Farms reporting	Expenditures	Farms reporting	Expenditures	Farms reporting	Expenditures	Farms reporting	Expenditures	Expenditures
Feed	Number	Dollars	Number	Dollars	Number	Dollars	Number	Dollars	Number	Dollars	Number	Dollars	Dollars
1 All types	1,352	1,035,698	769	204,679	56	30,713	710	358,265	961	516,810	5,371	[illegible]	1,715 936
2 General	37	8,572	109	18,513	2	340	70	13,146	25	9,080	96	[illegible]	73,284
3 Cash grain	-	-	15	1,642	-	-	39	7,679	85	23,724	12	[illegible]	19 163
4 Cotton	-	-	-	-	-	-	-	-	-	-	-	-	2,575
5 Crop-specialty	38	11,078	23	3,639	2	850	45	4,318	14	4,024	72	[illegible]	73,088
6 Fruit	537	112,607	76	8,543	-	-	5	217	374	69 349	1,620	[illegible]	191 810
7 Truck	86	33,289	21	2,358	-	-	2	670	32	10,404	22	[illegible]	23 627
8 Dairy	62	107 380	56	27,566	19	11,188	222	105 281	110	173,024	535	[illegible]	637,834
9 Animal specialty	9	5 212	114	41,568	-	-	42	21,844	45	14,157	29	[illegible]	26,143
10 Stock-ranch	4	4,427	93	43,981	15	15,551	120	59,735	88	77 112	123	[illegible]	86,524
11 Poultry	461	728 902	54	32,812	-	-	33	23 253	123	126,251	2,467	[illegible]	521,795
12 Self-sufficing	16	1,520	89	7,083	11	974	47	5,670	10	887	66	[illegible]	700
13 Abnormal and unclassified	102	22,711	119	16,974	7	1,810	35	16,452	55	8,798	329	[illegible]	59,393
Fertilizer													
14 All types	269	96,549	67	4,535	2	83	46	5,984	70	13,184	627	[illegible]	89,891
15 General	6	639	11	371	-	-	2	60	1	425	6	[illegible]	3,059
16 Cash grain	-	-	4	93	-	-	5	908	-	-	3	[illegible]	3,215
17 Cotton	-	-	-	-	-	-	-	-	-	-	-	-	580
18 Crop-specialty	5	2 790	2	39	-	-	1	40	-	-	14	[illegible]	9,426
19 Fruit	144	27,905	6	1,630	-	-	1	200	59	11,412	472	[illegible]	34,317
20 Truck	57	58,382	4	149	-	-	1	135	7	935	12	[illegible]	6,064
21 Dairy	5	264	12	187	-	-	13	1,162	2	377	23	[illegible]	22,328
22 Animal-specialty	-	-	15	1,355	-	-	10	3,023	1	35	2	[illegible]	347
23 Stock ranch	2	290	2	33	-	-	4	146	-	-	2	[illegible]	-
24 Poultry	17	497	3	66	-	-	4	135	-	-	64	[illegible]	1,642
25 Self-sufficing	-	-	3	82	-	-	1	26	-	-	2	[illegible]	5
26 Abnormal and unclassified	33	5,782	5	230	2	83	4	150	-	-	27	[illegible]	1,898
Labor													
27 All types	1,145	1,484,770	544	280,407	57	65 085	681	614,393	983	2,422,488	4,001	[illegible]	3,505,206
28 General	23	26,619	77	18,094	4	1,390	62	29,783	24	16 354	58	[illegible]	77 116
29 Cash grain	-	-	21	12,005	-	-	77	62,300	135	181,665	12	[illegible]	177 473
30 Cotton	-	-	-	-	-	-	-	-	-	-	-	-	11,753
31 Crop-specialty	47	49 249	31	18,554	3	3,600	73	35,713	17	26,404	87	[illegible]	265,023
32 Fruit	631	849 777	72	43 598	-	-	6	1 330	468	1 044 842	1,723	[illegible]	1,841 191
33 Truck	78	313 968	18	7 265	-	-	1	300	40	691 631	21	[illegible]	205,217
34 Dairy	52	90,524	49	37,428	23	19,406	202	231 214	77	162,915	360	[illegible]	667 054
35 Animal-specialty	5	1 793	97	74,302	-	-	49	39 018	48	21 330	22	[illegible]	22,166
36 Stock-ranch	5	26,017	63	45,534	15	37,110	121	141,304	97	182,647	98	[illegible]	93,812
37 Poultry	205	47,461	19	3,564	-	-	19	10,224	49	11,088	1,389	[illegible]	54,798
38 Self-sufficing	7	210	30	2,225	4	200	19	1 251	2	146	16	[illegible]	155
39 Abnormal and unclassified	92	79 152	67	17 838	8	3,229	52	61,896	26	83,464	215	[illegible]	89,451

YPE OF FARM—Contnued

DIEGO	SAN FRANCISCO		SAN JOAQUIN		SAN LUIS OBISPO		SAN MATEO		SANTA BARBARA		SANTA CLARA		
Expenditures	Farms reporting	Expenditures	Farms reporting	Expenditures	Farms reporting	Expenditures	Farms reporting	Expenditures	Farms reporting	Expenditures	Farms reporting	Expenditures	
Dollars	*Number*	*Dollars*	*Number*	*Dollars*	*Number*	*Dollars*	*Number*	*Dollars*	*Number*	*Dollars*	*Number*	*Dollars*	
2,467,047	43	117,761	3,565	1,623,814	1,266	750,193	529	1,006,958	786	559,153	3,637	3,127,174	1
33,463	-	-	136	34,264	77	19,255	19	6,277	36	16,628	36	11,291	2
1,849	-	-	230	68,783	115	18,115	3	905	15	3,217	1	200	3
-	-	-	13	2,249	-	-	-	-	-	-	-	-	4
42,019	-	-	313	154,121	81	15,362	22	6,603	219	56,226	66	11,461	5
187,843	-	-	1,183	171,820	142	30,340	41	12,193	153	53,687	2,481	463,098	6
74,423	19	8,425	222	62,407	108	35,246	159	90,603	58	38,108	307	69,344	7
805,193	3	28,900	780	759,943	327	160,584	71	518,715	88	179,187	188	881.875	8
33,120	-	-	61	36,617	18	10,743	4	4,600	14	12,257	11	3,822	9
68.329	-	-	25	76,745	93	61,645	8	3,911	51	63 548	34	24 917	10
1,168,534	4	9,199	344	353,406	192	369 561	121	194,042	62	59,486	337	563,015	11
7,854	-	-	45	3,233	17	1,684	2	250	8	865	16	2,838	12
94,420	17	71,237	213	100,226	96	27,658	79	166,859	82	68,949	160	95,313	13
431,126	54	39,131	490	339,161	101	75,298	270	144,794	198	272,387	997	212,365	14
5,015	-	-	14	7,502	3	58	3	235	3	142	-	-	15
39	-	-	9	1,245	1	10	1	15	-	-	-	-	16
-	-	-	1	15	-	-	-	-	-	-	-	-	17
17,623	1	3,600	60	231,091	8	3,239	9	6,529	13	7,365	3	341	18
199,332	-	-	181	33,386	27	8,738	19	2,115	102	56,116	830	165,785	19
154,682	18	16,505	98	46,684	51	62,273	137	74,129	54	197,683	102	30,165	20
1,599	-	-	85	8,990	3	255	1	10	3	4,500	2	282	21
-	-	-	3	797	-	-	-	-	-	-	-	-	22
-	-	-	1	15	2	70	-	-	-	-	-	-	23
6,658	-	-	14	351	-	-	3	168	2	25	11	672	24
226	-	-	6	126	-	-	-	-	-	-	-	-	25
45,952	35	12,026	18	2,949	6	655	97	61,523	21	6,556	49	15,120	26
3,565,465	58	394,699	3,761	6,608,604	1,236	1 504 488	562	1,305,876	1,030	2,577 379	4,848	6 150,847	27
47,949	-	-	118	66,069	55	19 236	33	34,948	36	59 059	24	20,129	28
37,605	-	-	392	687,520	167	92,353	6	3,961	32	15,286	4	13,150	29
-	-	-	14	6,222	-	-	-	-	-	-	-	-	30
161,242	2	3,875	439	1,535,907	99	117,010	26	30 636	358	321,852	97	85,648	31
871,538	-	-	1 591	2,281,997	200	207,540	49	44,961	244	573,578	3,752	4,642,459	32
492,104	21	54,841	211	1,051,753	131	502,121	183	373,212	75	814,872	841	522,110	33
352,144	2	27,500	557	669,451	280	240,797	63	282,391	101	218,407	168	455,492	34
28,611	-	-	56	61 071	16	20,011	3	540	9	9,882	10	4,728	35
146,475	-	-	31	47 511	104	221 918	9	13,930	71	251,604	38	91,751	36
95,328	1	359	152	36 373	93	48,246	55	48,222	25	7,489	168	69,639	37
2,303	-	-	11	794	7	227	3	105	-	-	7	429	38
330,166	26	188,094	180	163 916	74	40,029	132	472,920	79	305,407	239	245,320	39

TEHAMA		TRINITY		TULARE		TUOLUMNE		VENTURA		YOLO		YUBA		
[Farms report-ing]	Expenditures	Farms reporting	Expenditures	Farms reporting	Expenditures	Farms reporting	Expenditures	Farms reporting	Expenditures	Farms reporting	Expenditures	Farms reporting	Expenditures	
	Dollars	*Number*	*Dollars*	*Number*	*Dollars*	*Number*	*Dollars*	*Number*	*Dollars*	*Number*	*Dollars*	*Number*	*Dollars*	
0	418,853	214	29,185	5,858	2,016,760	227	97,898	1,062	765,894	617	392,713	416	179,490	1
3	22,964	40	4,273	136	44,753	43	7,408	14	2,838	45	10,405	45	10,483	2
17	7,268	1	20	46	16,063	-	-	-	-	119	41,960	35	12,329	3
-	-	-	-	372	108,633	-	-	-	-	-	-	-	-	4
13	3,731	2	150	71	20,874	8	1,050	340	152,265	72	24,471	26	3,626	5
19	34 273	3	570	1,732	540,502	24	4,107	482	234,981	188	24,489	93	25,604	6
5	1,030	-	-	30	5,968	-	-	40	34,656	61	19,708	14	765	7
01	37,663	8	2,429	766	456,992	22	32,833	28	107,281	140	95,453	51	20,909	8
71	25,027	20	1,960	87	73,206	16	2,745	5	2,085	70	52,811	17	6,573	9
73	86,975	41	10,906	122	157,682	53	25,234	22	25,830	25	34,340	58	60,696	10
18	169,035	-	-	243	278,530	20	19,322	47	115,664	52	52,677	88	34,520	11
0	2,674	42	2,620	42	3,330	15	1,143	6	605	2	150	15	962	12
0	28,213	57	6,348	211	309,227	26	4,056	78	89,619	43	86,249	24	3,023	13
8	3,792	8	168	1,287	1,378,096	11	1,045	513	480,570	54	18,430	38	11,387	14
4	118	5	139	4	118	1	10	1	125	-	-	2	75	15
-	-	-	-	3	128	-	-	-	-	1	45	1	35	16
-	-	-	-	9	2,726	-	-	-	-	-	-	-	-	17
6	651	-	-	8	864	-	-	34	31,637	3	218	5	1,096	18
4	1,904	-	-	1,214	1,360,600	6	625	418	429,538	21	7,531	24	9,876	19
2	207	-	-	7	884	-	-	29	12,837	24	9,239	1	20	20
6	269	-	-	12	1,062	-	-	1	521	1	382	1	25	21
1	17	-	-	2	10	1	60	-	-	1	5	2	215	22
-	-	-	-	-	-	1	60	1	250	-	-	-	-	23
11	357	-	-	7	339	2	290	4	455	-	-	-	-	24
-	-	2	15	-	-	-	-	-	-	-	-	1	20	25
4	269	1	14	22	11,370	-	-	25	5,187	3	1,010	1	25	26
73	708,290	162	47,056	4,943	8,058,787	127	73,407	1,374	4,610,140	1,248	2,298,979	358	840,305	27
55	17,599	31	9,927	100	37,158	22	3,188	9	3,470	48	16,213	25	12,845	28
53	55,964	4	1,340	99	102,165	-	-	-	-	296	403,144	50	53,207	29
-	-	-	-	558	1,466,582	-	-	-	-	-	-	-	-	30
36	32,694	3	1,448	108	73,338	4	1,772	402	1,179,118	119	310,741	27	112,498	31
39	117,436	1	600	2,922	5,366,224	19	20,569	753	2,864,534	317	359,588	128	544,412	32
5	3,170	-	-	49	109,305	-	-	46	240,188	96	400,955	5	915	33
59	41,935	8	1,448	655	570,071	17	12,177	26	62,584	142	158,114	36	33,059	34
51	16,716	12	2,903	66	85,378	5	1,800	4	3,500	94	161,932	12	13,451	35
37	363,677	31	18,759	99	96,445	37	30,055	22	43,433	33	60,378	45	65,348	36
10	26,717	-	-	124	34,950	8	1,535	26	23,040	33	13,405	15	1,910	37
9	352	25	1,009	17	1 181	5	319	3	115	2	16	2	70	38
04	29,950	37	9,631	145	109,969	10	1,992	82	190,158	59	378,493	13	2,690	39

COUNTY TABLE VIII.—SPECIFIED FARM

[See NOTE,

	ITEM AND TYPE (See definitions in Introduction)	NEVADA		ORANGE		PLACER		PLUMAS		RIVERSIDE		SACRAMENTO	
		Farms reporting	Expenditures	Farms reporting	Expenditures	Farms reporting	Expenditures	Farms reporting	Expenditures	Farms reporting	Expenditures	Farms reporting	Expenditures
	Feed	*Number*	*Dollars*	*Number*	*Dollars*	*Number*	*Dollars*	*Number*	*Dollars*	*Number*	*Dollars*	*Number*	*Dollars*
1	All types	422	138,891	2,326	1,822,203	1,255	459,193	119	60,930	2,509	1,808,498	2,489	1,696,101
2	General	66	13,202	24	5,659	43	14,550	10	2,805	84	27,626	64	15,860
3	Cash grain					20	8,608	1	150	44	8,265	61	20 040
4	Cotton									147	34 908		
5	Crop-specialty			207	118,979	8	1,751	8	2,056	220	53,104	61	10 082
6	Fruit	58	10,235	1,311	426 804	827	182,929			733	243,737	810	149,932
7	Truck	2	45	150	57,493	9	920			202	40,119	248	95 461
8	Dairy	56	33,397	110	652,189	45	58,395	42	28,344	104	412,890	254	185,043
9	Animal-specialty	4	2,470	17	9,781	13	10,146	7	1,280	15	15,292	17	11 059
10	Stock ranch	52	31,823	6	12,055	32	35,382	25	23,249	26	46,348	37	42 791
11	Poultry	36	33,585	302	486,935	112	125,653			609	844,027	619	1,092,590
12	Self-sufficing	51	3,963	13	1,435	38	3,320	5	177	61	9 317	36	4,969
13	Abnormal and unclassified	97	10,171	186	50,873	108	17,539	21	2,869	254	72,875	282	68,274
	Fertilizer												
14	All types	78	6,726	3,006	2,308,241	442	79,316	5	362	1,088	1,033,915	427	91,848
15	General	5	243	4	366			1	250	8	1,550		
16	Cash-grain									4	516	2	373
17	Cotton									24	5,514		
18	Crop-specialty			40	15,553					41	19,080	7	3 340
19	Fruit	35	5,050	2,712	2,216,628	424	78,298			804	921,247	286	54,633
20	Truck	1	15	76	34,802	1	40			133	67,951	81	29,789
21	Dairy	6	211	12	3,228			1	7	5	834	13	775
22	Animal-specialty	1	67	2	100					2	510		
23	Stock ranch	1	15			1	388	1	50	1	400		
24	Poultry	6	570	33	3,234	2	15			26	2,237	13	898
25	Self-sufficing	8	152	1	20	2	16						
26	Abnormal and unclassified	15	403	126	34,310	12	559	2	55	40	14,076	25	1,840
	Labor												
27	All types	231	126,746	3,773	4,468,846	995	1,460,737	116	118,711	2,888	4,299,624	2,414	4,993 649
28	General	32	4,732	17	8,758	20	7,379	11	4,375	42	22,160	43	49,738
29	Cash grain					23	15,145	1	500	77	83 140	120	161,254
30	Cotton									187	350,975		
31	Crop-specialty			283	593,125	8	4,370	11	14,620	297	369 121	97	379,023
32	Fruit	61	67,993	2,848	2,985,001	761	1,258,847			1 436	2,301,080	1,091	1,883,558
33	Truck	2	95	166	433,732	7	5,940			239	465,714	308	1 951,107
34	Dairy	36	18,456	82	176,945	25	25,534	45	51,218	85	228 497	194	233 014
35	Animal-specialty	1	500	7	4,906	4	5,050	7	3,800	13	40 716	10	9,511
36	Stock ranch	30	21,749	9	22,020	25	96,641	35	40,521	28	42,348	36	62 404
37	Poultry	10	2,765	123	36,908	47	11,762			258	174,634	303	75,019
38	Self-sufficing	18	739	4	95	8	590			13	946	6	394
39	Abnormal and unclassified	31	9,717	234	204,356	67	29,479	8	3,677	211	220,293	206	188,627

	ITEM AND TYPE (See definitions in Introduction)	SANTA CRUZ		SHASTA		SIERRA		SISKIYOU		SOLANO		SONOMA	
		Farms reporting	Expenditures	Farms reporting	Expenditures	Farms reporting	Expenditures	Farms reporting	Expenditures	Farms reporting	Expenditures	Farms reporting	Expenditures
	Feed	*Number*	*Dollars*	*Number*	*Dollars*	*Number*	*Dollars*	*Number*	*Dollars*	*Number*	*Dollars*	*Number*	*Dollars*
1	All types	1,352	1,036 698	769	204,679	56	30,713	710	258,265	961	516,610	5,371	10,098 874
2	General	37	8,572	109	18,513	2	340	70	13,146	25	9 080	96	42,204
3	Cash grain			15	1,642			39	7,679	85	23,724	12	3,067
4	Cotton												
5	Crop-specialty	38	11 078	23	3,639	2	850	45	4,318	14	4,024	72	37,944
6	Fruit	537	112,607	76	8,543			5	217	374	69 349	1,620	411 926
7	Truck	86	33 269	21	2,358			2	670	22	10,404	22	4 886
8	Dairy	62	107,380	55	27,556	19	11,188	222	105,281	110	173 024	535	714,322
9	Animal-specialty	9	5 212	114	41,568			42	21,844	45	14,157	29	9 753
10	Stock-ranch	4	4 427	93	43 981	15	15,551	120	59 735	88	77 112	123	77,042
11	Poultry	461	728,902	54	22,812			33	23 253	123	126,251	2,467	8,661 000
12	Self-sufficing	16	1 520	39	7,083	11	974	47	5,670	10	887	66	8,015
13	Abnormal and unclassified	102	22,711	119	16,974	7	1,810	35	16,452	55	8,798	829	128,495
	Fertilizer												
14	All types	289	96,549	67	4,535	2	93	46	5,984	70	12,194	627	88,808
15	General	6	639	11	371			2	60	1	425	8	659
16	Cash-grain			4	93			5	908			3	2,435
17	Cotton												
18	Crop-specialty	5	2,790	2	39			1	40			14	2,286
19	Fruit	144	27 905	6	1,630			1	200	59	11,412	472	72,996
20	Truck	57	58,382	4	149			1	135	7	935	12	2,760
21	Dairy	5	264	12	487			13	1 162	2	377	23	1,801
22	Animal-specialty			15	1,355			10	3,023	1	35	2	110
23	Stock ranch	2	290	2	33			4	146			2	625
24	Poultry	17	497	3	66			4	135			64	3,798
25	Self-sufficing			3	82			1	25			2	11
26	Abnormal and unclassified	33	5,782	5	230	2	83	4	150			27	1,357
	Labor												
27	All types	1,145	1,484,770	544	280 407	57	65 065	681	614,393	963	2,422,486	4,001	2,977 450
28	General	23	26,619	77	18,094	4	1,390	62	29 783	24	16,354	58	24 938
29	Cash grain			21	12,005			77	62,300	135	181,665	12	29,390
30	Cotton												
31	Crop-specialty	47	49 249	31	18,554	3	3,600	73	35,713	17	26,404	87	212,359
32	Fruit	631	849 777	72	43,598			6	1 330	468	1,044 842	1,723	1,267 292
33	Truck	78	213,968	18	7 265			1	360	40	691 631	21	21 059
34	Dairy	52	90,524	49	37,428	23	19,466	202	231 214	77	162,915	360	296,487
35	Animal-specialty	5	1 793	97	74 302			49	39,018	48	21 330	22	10,085
36	Stock-ranch	5	26,017	63	45 534	15	37,110	121	141 304	97	182,647	98	137 096
37	Poultry	205	47,461	19	3,564			19	10,224	49	11,088	1,288	720,615
38	Self-sufficing	7	210	30	2,225	4	290	19	1 251	2	146	16	783
39	Abnormal and unclassified	92	79 152	67	17 838	8	3,229	52	61,896	26	83,464	215	127,356

EXPENDITURES, 1929, BY TYPE OF FARM—Continued

bottom of p 8]

SAN BENITO		SAN BERNARDINO		SAN DIEGO		SAN FRANCISCO		SAN JOAQUIN		SAN LUIS OBISPO		SAN MATEO		SANTA BARBARA		SANTA CLARA		
Farms reporting	Expenditures	Farms reporting	Expenditures	Farms reporting	Expenditures	Farms reporting	Expenditures	Farms reporting	Expenditures	Farms reporting	Expenditures	Farms reporting	Expenditures	Farms reporting	Expenditures	Farms reporting	Expenditures	
Number	*Dollars*	*Number*	*Dollars*	*Number*	*Dollars*	*Number*	*Dollars*	*Number*	*Dollars*	*Number*	*Dollars*	*Number*	*Dollars*	*Number*	*Dollars*	*Number*	*Dollars*	
551	308,466	3,342	4,466,148	2,456	2,467,047	43	117,761	3,565	1,823,814	1,266	750,193	529	1,006,958	786	552,153	3,637	2,127,174	1
18	5,510	57	18,623	153	33,463			136	34,264	77	19,255	19	6,277	36	16,628	36	11,291	2
8	1,118	2	1,245	7	1,849			230	68,783	115	18,115	3	905	15	3,217	1	200	3
								13	2,249									4
16	1,913	226	56,541	120	42,019			313	154,121	81	15,362	22	8,603	219	56,226	66	11,461	5
232	62,608	1,289	465,290	479	137,843			1,183	171,820	142	30,340	41	12,193	153	53,687	2,481	463,098	6
22	5,779	59	14,272	236	74,423	19	8,425	222	62,407	108	35,246	159	90,603	58	35,108	307	69,344	7
59	34,223	228	1,217,170	226	805,193	3	28,900	780	759,943	327	160,584	71	518,715	88	179,187	188	881 875	8
11	2,350	10	26,420	30	33,120			61	36,617	18	10,743	4	4,600	14	12,257	11	3,822	9
80	60,585	9	5,595	74	68,329			25	76,745	93	61,645	8	3,911	51	63 543	34	24,917	10
66	124,680	1,102	1,727,386	758	1,168,534	4	9,199	344	353,406	192	369,561	121	194,042	62	59,486	337	563,015	11
8	715	26	2,669	51	7,854			45	3,233	17	1,684	2	250	8	865	16	2,838	12
81	8,985	334	930,937	322	94,420	17	71,237	218	100,226	96	27,658	79	166,859	82	68,949	160	95,313	13
31	6,717	3,110	3,610,761	1,205	431,126	54	38,131	490	333,151	101	75,298	270	144,724	198	279,387	997	212,365	14
1	120	11	748	42	5,015			14	7,502	3	58	3	235	3	142			15
				2	39			9	1,245	1	10	1	15					16
								1	15									17
2	195	79	27,630	33	17,623	1	3,600	60	231,091	8	3,239	9	6,529	13	7,365	3	341	18
16	2,677	2,579	2,468,718	559	199,332			181	33,386	27	8,738	19	2,115	102	56,116	830	165,785	19
7	2,934	25	5,778	243	154,682	18	16,505	98	46,684	51	62,273	137	74,129	54	197,683	102	30,165	20
1	186	28	9,145	10	1,599			85	8,990	3	255	1	10	3	4,500	2	282	21
		2	475					3	797									22
2	*560*	1	*100*					1	*15*	2	*70*							23
2	95	205	29,930	66	6,658			14	351			3	168	2	25	11	672	24
		1	25	11	226			6	126									25
		184	68,217	239	45,952	35	12,026	18	2,949	6	655	97	61,523	21	6,556	49	15 120	26
731	1,463 567	5,336	5,716,057	2,199	2,565,465	59	234,699	3,761	6,608,604	1,226	1 504 488	562	1,305,876	1,030	2,577 379	4,348	6,150,947	27
18	8,927	87	28,172	82	47,949			118	66,089	55	19 236	33	34,948	36	59 059	24	20,129	28
14	14,478	1	1,200	13	37,605			392	687,520	167	92,853	6	3,961	32	15,236	4	13,150	29
								14	6,222									30
31	43,719	279	342,875	124	161,242	2	3,875	439	1,535,907	99	117 010	26	30,636	358	321,852	97	85 646	31
410	981 602	3,647	3,739,634	745	871,538			1 591	2,281,997	200	207,540	49	44,961	244	573,578	3,752	4,642,459	32
42	153 926	59	59,331	247	492,104	21	54,841	211	1,051,753	131	502,121	183	373,212	75	814,872	341	522,110	33
52	51,883	172	450,165	166	352,144	2	27,500	557	669,451	280	240,797	63	282,391	101	218,407	168	455,492	34
14	11,361	10	20,073	21	28,611			56	61 071	16	20,011	3	540	9	9,882	10	4,728	35
61	181,741	13	28,430	57	146,475			81	47,511	104	221 918	9	13,930	71	251,604	38	91,751	36
41	21,188	653	133,759	310	95,328	1	389	152	36 373	93	43,246	55	48,222	25	7,482	168	69,639	37
1	50	18	892	31	2,303			11	794	7	227	3	105			7	429	38
37	49,692	451	902,526	333	330,166	26	188,094	189	163 916	74	40,029	132	472,920	79	305,407	239	245,320	39

STANISLAUS		SUTTER		TEHAMA		TRINITY		TULARE		TUOLUMNE		VENTURA		YOLO		YUBA		
Farms reporting	Expenditures	Farms reporting	Expenditures	Farms reporting	Expenditures	Farms reporting	Expenditures	Farms reporting	Expenditures	Farms reporting	Expenditures	Farms reporting	Expenditures	Farms reporting	Expenditures	Farms reporting	Expenditures	
Number	*Dollars*	*Number*	*Dollars*	*Number*	*Dollars*	*Number*	*Dollars*	*Number*	*Dollars*	*Number*	*Dollars*	*Number*	*Dollars*	*Number*	*Dollars*	*Number*	*Dollars*	
3,709	1,715,936	368	231,904	1,200	418,853	214	99,185	3,868	2,015,760	227	97,898	1,062	765,824	817	399,713	416	179,490	1
211	73,284	38	9,291	113	22,964	40	4,273	136	44,753	43	7,408	14	2,838	45	10,405	45	10,483	2
52	19,163	97	26,561	47	7,268	1	20	46	16,063					119	41,960	35	12,329	3
15	2,575							372	108,633									4
394	73,088	52	12,343	23	3,731	2	150	71	20,874	8	1,050	340	152,265	72	24 471	26	3,626	5
950	191,810	441	54,709	249	34,273	3	570	1,732	540,502	24	4,107	482	234,961	188	24,489	93	25,604	6
121	23,627	6	790	5	1,030			30	5,968			40	34,656	61	19,708	14	765	7
1,234	637,834	76	34,748	91	37,663	8	2,429	766	456,992	22	32,833	26	107 281	140	95,453	51	20,909	8
29	26,143	25	14,415	71	25,027	20	1,960	87	73,206	16	2,745	5	2,085	70	52,811	17	6,573	9
57	86,524	17	18,078	173	86,975	41	10,906	122	157,682	53	25,234	22	25,830	25	34,340	58	60,696	10
426	521,795	75	52,520	238	169,035			243	278,530	20	19,322	47	115,664	52	52,677	38	34,520	11
9	700	5	290	30	2,674	42	2,529	42	3,330	15	1,143	6	605	2	150	15	962	12
204	59,393	36	8,159	160	28,213	57	6,348	211	309,227	26	4,056	78	89,619	43	36,249	24	3,028	13
1,061	33,331	144	42,113	66	3,792	8	168	1,237	1,378,096	11	1,045	513	480,570	54	18,430	38	11,387	14
67	3,059	1	50	4	118	5	139	4	118	1	10	1	125			2	75	15
10	3,215	10	3,327					2	123					1	45	1	35	16
3	580							9	2,726									17
176	9,426	1	30	6	651			8	864			34	31,627	3	218	5	1,096	18
315	34,317	125	33,537	24	1,904			1,214	1,360,600	6	625	418	429,538	21	7,531	24	9,876	19
42	6,064	3	330	2	207			7	884			20	12,837	24	9,239	1	20	20
397	22,328	1	30	6	269			12	1,062			1	521	1	382	1	25	21
6	347			1	17			2	10	1	60			1	5	2	215	22
										1	60	1	250					23
42	1,642	1	24	11	367			7	339	2	290	4	485					24
1	5	1	6			2	15									1	20	25
22	1,898	1	4,729	4	269	1	14	22	11,370			25	5,187	3	1,010	1	25	26
4,030	3,505,208	1,363	2,036,296	878	708,290	188	47,056	4,842	8,653,787	127	73,407	1,374	4,610,140	1,946	2,292,978	356	840,305	27
178	77,116	44	23,983	65	17,590	31	9,927	100	37,158	22	3,168	9	3,470	48	16,218	25	12,845	28
168	177,473	205	329,264	63	55,964	4	1,340	99	102,165					296	403,144	50	53,207	29
20	11,753							558	1,466,582									30
562	265,033	86	163,559	36	32,684	3	1,448	106	73,338	4	1,772	402	1 179,118	119	310,741	37	112,496	31
1,341	1,841,191	793	1,303,033	339	117,426	1	500	2,922	5,366,234	19	20,569	753	2,364,534	317	389,568	128	544,412	32
170	305,217	10	14,900	5	3,170			49	109,306			46	240,188	96	400,955	5	915	33
1,070	667,054	73	93,902	59	41,935	8	1,448	655	570,071	17	12,177	26	62,584	142	158,114	36	23,059	34
26	22,165	33	39,034	51	16,716	12	2,993	66	85,378	5	1,800	4	3,500	94	161,932	12	13,451	35
67	93,812	17	57 175	137	363,677	31	18,759	99	96,445	37	30,055	22	42,433	33	60,378	45	65,248	36
237	54,798	47	10,584	110	28,717			124	34,950	8	1,536	26	23,040	38	13,405	15	1,910	37
4	155	4	247	9	352	35	1,009	17	1 181	5	319	3	115	2	16	2	70	38
185	89,451	51	95,595	104	30,960	37	9,631	145	109,969	10	1,902	62	190,158	59	378,423	13	2,600	39

O