

OFFICIAL AGENTS FOR THE SALE OF INDIAN
OFFICIAL PUBLICATIONS.

IN ENGLAND.

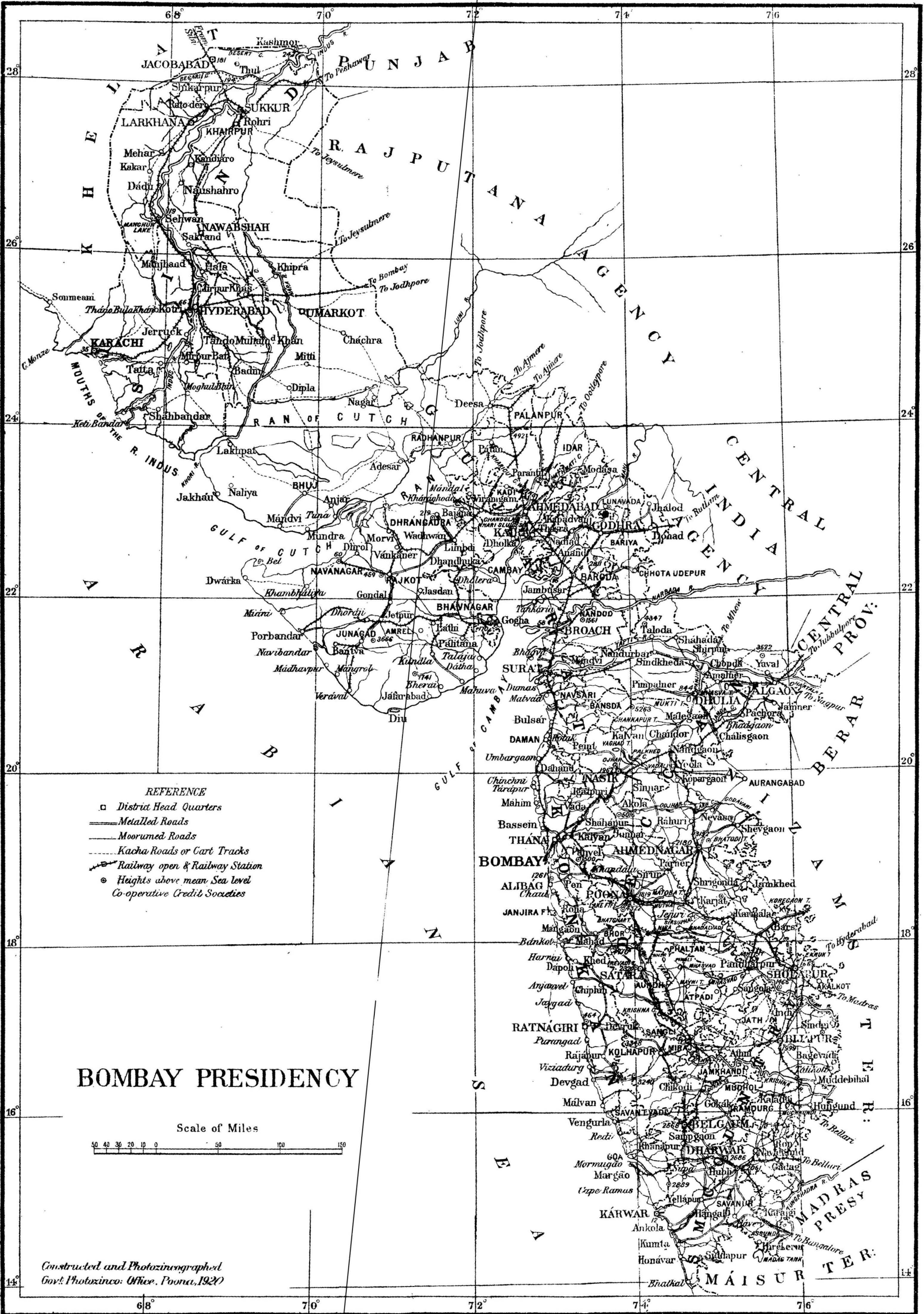
CONSTABLE & Co., 10, Orange Street, Leicester Square, W. C., London.
GRINDLAY & Co., 54, Parliament Street, S. W., London.
HENRY S. KING & Co., 65, Cornhill, E. C., London.
P. S. KING & SON, 2 & 4, Great Smith Street, Westminster, S. W.,
London.
KEGAN PAUL, TRENCH, TRUBNER & Co., Ltd., 68-74, Carter Lane,
E. C., and 25, Museum Street, W. C., London.
B. QUARITCH, 11, Grafton Street, New Bond Street, W., London.
W. THACKER & Co., 2, Creed Lane, London, E. C.
LUZAC & Co., 46, Great Russel Street, London, W. C.
B. H. BLACKWELL, 50 & 51, Broad Street, Oxford.
DEIGHTON BELL & Co., Limited, Cambridge.
T. FISHER UNWIN, Limited, 1, Adelphi Terrace, London, W. C.

ON THE CONTINENT.

ERNEST LEROUX, 28, Rue Bonaparte, Paris.
MARTINUS NIJHOFF, The Hague.

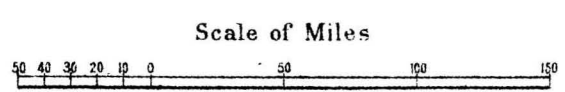
IN INDIA.

HIGGINBOTHAM & Co., Madras.
V. KALYANARAMA IYER & Co., Madras.
P. R. RAMA IYER & Co., Madras.
THACKER, SPINK & Co., Calcutta.
W. NEWMAN & Co., Calcutta.
S. K. LAHIRI & Co., Calcutta.
R. CAMBRAY & Co., Calcutta.
THACKER & Co., Limited, Bombay.
SUPERINTENDENT, GOVERNMENT PRINTING, Poona.
D. B. TARAPOREVALA, SONS & Co., Bombay.
GOPAL NARAYEN & Co., Booksellers, etc., Bombay.
Mrs. RADHABAI ATMARAM SAGOON, Bookseller, etc., Bombay.
RAMCHANDRA GOVIND & SON, Booksellers, etc., Bombay.
BOMBAY TRACT AND BOOK SOCIETY, Bombay.
N. B. MATHUR, N. K. H. Press, Allahabad.
MANAGER, NYAYASHRAYA PRESS, Poona.
RAMA KRISHNA & SONS, Lahore.
SUNDAR PANDURANG (RAMNATH SUNDAR, the Successor), Bombay.
THE PROPRIETOR OF THE NEW KITABKHANA, Poona.
KARSANDAS NARANDAS & SONS, Surat.
N. M. TRIPATHI & Co., Booksellers, etc., Bombay.
MUNSHI SEETA RAM, Managing Proprietors, Indian Army Book Depot,
Tuhi, Cawnpore.
MANGALDAS HARKISONDAS, Bookseller, etc., Surat.



- REFERENCE**
- District Head Quarters
 - Metalled Roads
 - Moorumed Roads
 - Kacha Roads or Cart Tracks
 - Railway open & Railway Station
 - Heights above mean Sea level
 - Co-operative Credit Societies

BOMBAY PRESIDENCY



Constructed and Photozincographed
Govt. Photozinc. Office, Poona, 1920

[Maximum limit of number of pages—Part I, 10 pages ; Part II, 150 pages.]

CONTENTS.

	PAGE		PAGE
PART I.		CHAPTER III.—PROTECTION.	
GENERAL SUMMARY	1—xv	Legislative Authority	{ See pages 115—118 of Report for 1911-1912, Part II.
PART II.		1.—Course of Legislation	36
CHAPTER I.—PHYSICAL AND POLITICAL.		2.—Police—	
Area, Aspect, Climate, Products	} See pages 1—91 of Report for 1911-1912, Part II.	Mofussil, Sind and Railway Police	38
Historical Summary		Rural Police	40
Form of Administration		Additional Police	ib.
Character of Land Tenures, System of Surveys and Settlements		Bombay City Police	41
Civil Divisions of British Territory		Aden Police	42
Details of the last Census		Vagrants	ib.
TRIBUTARY STATES.		3.—Wild Animals and Venomous Snakes	ib.
I.—North Gujarát—		4.—Chemical Analysis	ib.
Cutch	1	5.—Criminal Justice	43
Káthiáwár	2	6.—Prisons—Civil and Criminal	46
Pálanpur Agency	4	7.—Civil Justice	47
Mahí Kántha Agency	5	Execution of Civil Court Decrees by the Revenue Department	48
Rewa Kántha Agency	7	8.—Criminal Tribes	49
Cambay	8	9.—Registration—	
II.—South Gujarát—		Under Act XVI of 1908	ib.
Dharampur, Bándsa and Sachin	9	Joint Stock Companies	ib.
Dángs	10	10.—Local Board Administration	50
III.—North Konkan—		11.—Municipal Administration—	
Surgána	11	Bombay Municipality	51
Jawhár	ib.	District Municipalities	54
IV.—South Konkan—		Bombay Improvement Trust	55
Janjira	12	12.—Rent Acts	57
Savántvádi	14	13.—Indian Reforms Scheme	58
V.—The Deccan—		14.—Military (Indian Defence Force)	59
Sátára Jághirs—		15.—Marine—	
Aundh, Phaltan, Bhor, Akalkot and Játh	15	Bombay Shipping Office	60
VI.—Kolhápúr and Southern Marátha Country States—		Karáchi Shipping Office	ib.
Kolhápúr	16	Aden Shipping Office	61
Southern Marátha Country States	17	Bombay Port Trust	ib.
Savánur	19	Karáchi Port Trust	ib.
VII.—Sind—		Aden Port Trust	62
Khairpur	20	CHAPTER IV.—PRODUCTION AND DISTRIBUTION.	
VIII.—Aden—	21	1.—Agriculture—	
IX.—Condition of the People	23	Area of available Statistics	63
CHAPTER II.—ADMINISTRATION OF THE LAND.		Cropped Areas	ib.
1.—Surveys—		Agricultural Experiments	66
Topographical Survey	23	Agricultural Education	69
Tidal Operations	ib.	Advances to Cultivators	70
Magnetic Survey	ib.	Agricultural Stock	ib.
Revenue Surveys	ib.	Breeding Operations	71
City Surveys	27	Fairs and Shows	72
2.—Settlements—		2.—Weather and Crops—	
Survey Settlements	28	Meteorological Department of Western India	ib.
Alienation Settlements	ib.	Note on the Weather of the Bombay Presidency for 1919-1920	ib.
3.—Waste Lands	ib.	Colába and Alibág Observatories	76
4.—Land Records—		Season and Crops	ib.
Presidency Proper	29	Outturn of Crops	78
Sind	33	Insect Pests	79
5.—Wards' and other Estates—		Prices	80
Estates in charge of the Tálukdári Settlement Officer	34	Wages	ib.
Incumbered Estates, Sind	35	Famine Relief	81
Estates managed by Collectors	ib.	3.—Co-operative Societies	82
6.—Revenue and Rent-paying Classes	ib.	4.—Horticulture—	
		Public Gardens	85
		5.—Forests	ib.
		6.—Mines and Quarries	88

	PAGE
CHAPTER IV.—PRODUCTION AND DISTRIBUTION—<i>continued.</i>	
7.—Power Industries and Handicrafts.	88
	90
	ib.
5.—Trade—	
(1) Presidency Proper	91
Chief Port, Bombay	92
Subordinate Ports	99
Land Trade	ib.
(2) Sind—	
Chief Port, Karachi	100
Subordinate Ports	103
External Land Trade	ib.
(3) Aden	ib.
9.—Public Works—	
(1) Administration	106
(2) Roads and Buildings	ib.
Civil Buildings	ib.
Architectural	111
Electrical	ib.
Communications	112
Miscellaneous Public Improvements	113
Military Works	114
Famine Relief Works	ib.
(3) Irrigation—	
General	ib.
Sind	115
Deccan and Gujara't	118
10.—Railways	122
11.—Tramways	124

CHAPTER V.—FINANCIAL.

1.—Financial Review	125
2.—Land Revenue	132
3.—Irrigation Revenue	ib.
4.—Public Works Revenue	ib.
5.—Customs—	
Sea Customs	133
Land Customs	134
6.—Salt—	
Presidency Proper	135
Sind	137
Aden	ib.
7.—Excise—	
Presidency Proper	ib.
Sind	140
Aden	141
8.—Cotton Duties Act	ib.
9.—Stamps	ib.
10.—Income Tax	142
11.—Local Funds	ib.

	PAGE
CHAPTER VI.—VITAL STATISTICS AND MEDICAL RELIEF.	
1.—Births and Deaths	144
2.—Emigration and Immigration	ib.
3.—Medical Relief	145
4.—Epidemic Diseases	146
5.—Bombay Bacteriological Laboratory	147
6.—Lunatic Asylums	148
7.—Aoworth Leper Asylum, Matunga	ib.
8.—Sanitation	ib.
9.—Vaccination	150
10.—Veterinary	ib.

CHAPTER VII.—INSTRUCTION.

General System of Public Instruction.	153
1.—Education	154
Yeravda Reformatory School	154
2.—Literature and the Press—	
Books and Periodicals	ib.
Newspapers	155
Literary Societies	156
Royal Asiatic Society	ib.
3.—Arts and Sciences—	
Victoria and Albert Museum	ib.
Karachi Museum	ib.
Bombay Natural History Society	ib.

CHAPTER VIII.—ARCHÆOLOGY.

Archæological Survey of India, Western Circle	157
---	-----

CHAPTER IX.—MISCELLANEOUS.

1.—Ecclesiastical Jurisdiction	158
Summary of Events in 1919-20	158
2.—Stationery	ib.
3.—Printing—	
Government Central Press, Bombay	159
Yeravda Prison Press, Poona	ib.
Government Printing Press, Karachi	ib.
Government Book Depot, Poona	ib.
Government Photozincographic Department, Poona	ib.
4.—General Miscellaneous—	
War Relief Funds	ib.
Troops Reception Fund	ib.
Re-Settlement Committees for the demobilized.	160
Peace Celebrations	ib.
Bombay Smoke Nuisances Commission	ib.
Society for Prevention of Cruelty to Animals	ib.

ADMINISTRATION REPORT OF BOMBAY, 1919-20.

PART I.

GENERAL SUMMARY.

1. **War and Peace.**—(a) The dominant event recorded last year was the signing of the Armistice. The outstanding event of the year 1919-20 was the signing of the definitive Treaty of Peace at Versailles. The acceptance of the terms of peace by Germany and the publication of their full context brought home to the people, as had never been done before, the magnitude of defeat sustained by her. Meetings were held at the headquarters of Government, at which His Excellency presided, and at the headquarters of all districts at which the terms of peace were read out and in other ways the greatest possible publicity was given to them. The event was celebrated throughout the British Empire on the 19th July in various ways. Similarly peace celebrations were observed in India on an extensive scale on the 13th, 14th and 16th December, which were declared to be public holidays. The celebrations were organized on a large scale and proved a distinct success, the various forms adopted on the occasion of the signing of the armistice being repeated by all classes of the people.

(b) The Indian Chiefs who had co-operated whole-heartedly with the British Government in the great struggle celebrated the conclusion of peace with equal enthusiasm.

(c) The outbreak of war with Afghanistan caused little or no excitement. All shades of opinion united in condemning the Amir's action. Mahomedans in particular regretted that the last independent Mahomedan State had thereby been placed in jeopardy. Offers were received of personal service and assistance from all Indian States in the Presidency, His Highness the Maharaja of Bhavnagar placing his Imperial Service Lancers and His Highness the Mir of Khairpur his Camel Corps at the disposal of the Government of India. Both offers were gratefully accepted and the contingents received the warm appreciation of His Excellency the Viceroy and His Excellency the Governor of Bombay for the excellent services they rendered. When the terms of peace were announced, it was universally felt that Afghanistan had been treated very magnanimously and Mahomedan circles were greatly relieved and gratified.

2. **General conditions.**—(a) The monsoon commenced favourably everywhere in the Presidency proper, but the long break in the middle of the season was trying in the eastern parts of the Deccan and Karnatak. Later rains relieved the situation somewhat but they were excessive in places and more or less damaged the standing kharif crops as well as those lying in the fields, particularly in Gujarat and East Deccan. Rabi crops were generally benefited by these late rains, but cloudy weather, rain and cold and frost in subsequent months reduced their outturn in parts of Gujarat, Deccan and Karnatak. The full normal yield or somewhat above it was secured for kharif crops in the Konkan and parts of Gujarat, Khandesh and West Deccan generally, but elsewhere it was about 10 to 25 per cent. or more under it. Rabi crops were about normal in Khandesh but 10 to 25 per cent. below it elsewhere. In Sind the yield of both kharif and rabi varied from one-half to three-fourths of the normal. Compared with the figures of 1917-18 (the latest year approaching normal conditions, 1918-19 being an abnormal famine year), the area under food-grain crops in Gujarat, Deccan and Konkan showed an aggregate deficit of 400 thousand acres which was more than covered by their extended cultivation in the Karnatak (600 thousand acres), giving a net increase of 1·25 per cent. The reported outturn however was higher in every case except a small deficit in the Deccan and the net gain amounted to 10·7 per cent. over the yield returned in 1917-18. Sind shows a deficit of 5·4 per cent. in area but an increase

of 19·2 per cent. in the total outturn as compared with the statistics of 1917-18. Excepting tur, gram, gul and tobacco which were even dearer than in the previous year, the prices of all articles of food and fodder generally ruled easier though they were still considerably higher than in 1917-18 which itself was a year of high prices. This was due to short stocks of food stuffs in India and in the world generally.

(b) The year opened with high expectations of prosperity on the part of the public as a result of the return to peace. As was natural, these expectations were not fully realized owing to causes arising out of the after-effects of the war. Prices rose while supplies shrunk, and owing to the expansion of demand during recent years without a corresponding provision of additional accommodation the shortage of houses became acute in Bombay and other advanced cities, which led to gross profiteering. Consequently it was found necessary to continue some of the restrictions imposed during the war. The period of the two Rent Acts passed last year was extended by two years and during the year various questions relating to the improvement of Bombay City were discussed, *viz.*, the development of "Greater Bombay," including certain areas immediately adjoining Bombay Harbour, reclamation and development schemes in the city, the housing of the industrial population of Bombay and the appointment of a Development Board for the control of these schemes. Since the close of the year the requisite legislation has been taken in hand and the Bombay Loan has been raised. The question of housing in Karachi also received the special attention of Government, and they obtained from the military authorities the area of land known as the artillery maidan which will be utilized partly for Government buildings and partly for dwelling houses. Further developments in the suburbs were also taken in hand.

(c) Shortage of labour and high prices continued. There was a substantial decrease in the death rate, 32·53 against 88·05 in 1918.

3. **Legislation.**—During the year under review twelve Bills were introduced in the Legislative Council and five Acts were passed.

4. **Agriculture.**—(a) The Agricultural Department was able to devote its main activities once more to its normal work, though a considerable after-math of work connected with the special famine operations of the previous year remained to be settled up.

(b) The work of distributing improved types of cotton seed was continued on the lines indicated last year, and the most notable developments were the distribution of seed of a superior strain of cotton in Southern Gujarat sufficient for at least 60,000 acres. In view of the increase of the difference in the prices which has recently occurred between long-stapled and short-stapled cotton, this seed which produces a cotton of superior staple was in keen demand and has been sown. It will be known early in 1921 how far the cotton comes on to the market in a pure state and how far the market is sensible of its superiority to the local cotton. It is upon these factors that its success depends. Gadag No. 1 cotton seed has now been sown on an area of about 10,000 acres, and its success appears to be assured. In Sind Punjab F-4 was again in demand and was distributed on a considerable scale.

(c) With regard to other matters, previous lines of work were resumed. Improved implements were once more in demand, and sulphate of ammonia which again became available showed signs of being popular. Its sale during the past year amounted to only about 500 tons, but the demand for it amongst the sugarcane cultivators is likely to increase very fast. The work on rice selection was approaching a definite result, and groundnuts were spreading fast as a rotation crop for cotton. It is only the ravages of wild pig that prevent this very valuable crop from obtaining the widespread success that it deserves.

(d) The Agricultural Engineer made 127 successful bores for irrigation, and amongst his other activities the only novelty was the trial of a number of motor tractors for ploughing purposes to test their suitability to Deccan conditions.

(e) The new cattle-breeding farm at Bankapur (Dhárwár district) for Mysore cattle was opened and a fine lot of cattle was selected with which to start the operations.

(f) The number of students at the Agricultural College, Poona, rose from 170 to 203. The College is certainly popular and its facilities for education are being added to every year. The new Agricultural School in Gujarat completed the first year of its existence with success, and the indications are that it will draw pupils without difficulty. A scheme for six more agricultural schools was sanctioned, and it was hoped to get them constructed at once, but the financial situation necessitated a postponement of this work.

5. **Co-operative societies.**—(a) The most important matter dealt with in the year was that of the finance of the Co-operative Movement as a whole. The lines on which improvement must be sought soon became clear. It was evident that the District Banks must remain the main unit of finance, but that the limits of their districts need not necessarily be conterminous with those of the Revenue districts; that they must be strengthened and their share capital rapidly increased; that they should be inspected by the Provincial Bank and should in turn inspect all Agricultural Resource Societies; and that Guaranteeing Unions should only be organised *pari passu* with the ability of District Banks to finance and supervise them. Steps were also taken to have the Provincial Bank fully recognised as such. These steps naturally led in turn to a necessary improvement in banking methods by the introduction of cheques and discounting business.

(b) Another matter of great importance in practice as well as in theory to the movement was the classification of all societies on a new basis. They are now divided into three classes: (1) Resource Societies, (2) Consumers' Societies, including Building Societies, and (3) Producers' Societies, according as their objects are to provide resources to members as individuals, or to appropriate all means of production collectively by consumers in common, or to exercise a trade in common for common advantage.

(c) In this Presidency there now exist in all 273 Non-Agricultural Credit Societies, of which 231 are on the basis of limited liability. Of these, 111 exist in Bombay City alone. Karachi, Ahmedabad and Poona are unfortunately still much behind hand in this important branch of the movement. These limited societies had 63,000 members in all, and a paid up share capital of 17½ lakhs. From members and non-members together they held deposits of 45 lakhs and had built up a reserve fund of nearly 3 lakhs. There are in all 14 Central Banks registered which are responsible for the finance of rural societies in the districts in which they exist.

(d) The Provincial Bank had a very difficult year to pull through. In spite of this the working of the Bank was eminently successful. Its total working capital again rose in spite of the unfavourable season and reached the inspiring figure of 37 lakhs.

(e) The Resource Movement as a whole includes the Provincial and district Central Banks, all Agricultural Societies (except Producers' Societies), and all Urban Credit Societies. In the Resource Movement the total membership is 224,900. The working capital of the movement in the year under report reached the very fair total of two and a half crores. The reserve fund of the movement amounted to 13½ lakhs, and the profits to 5.86 lakhs.

(f) The Consumers' Movement had been handicapped by various conditions inherent in the actual situation and by some not less grave misunderstandings shared by most of those concerned. There were, however, 59 societies of this type in existence on the 31st March and some of them have been doing very well: others, however, have made mistakes in business and have suffered loss. The organization of Building Societies has made great progress during the year. The total number in existence at the end of March was 21. The movement is, however, faced by a very real and practical difficulty in the enormously heavy price of labour and material.

(g) During the year under report nothing was done to promote the Producers' Movement except to clear the ground by preliminary study and enquiry.

(h) The Co-operative Central Institute has been doing valuable work, and its membership rose from 539 to 719. The Institute held training classes for secretaries of societies. In addition, the Committee edits and issues the Bombay Co-operative Quarterly Magazine, a model publication admirably conducted.

(j) On the whole the attitude of the public is distinctly friendly, though in some cases apathetic. In the last half of the year, however, the movement met with much virulent opposition in certain parts of the Presidency. On the whole, however, it is apathy that is to be feared far more than hostility. The Presidency continues to be exceptionally fortunate in the large number of non-official workers who interest themselves in co-operation and labour sincerely and energetically in the cause.

6. **Industries.**—Despite serious labour troubles and fluctuations in exchange, the cotton spinning and weaving mills in the Presidency had another prosperous year. The oil mills also continued busy. The absence of strong foreign competition enabled the glass factories, established during the war, to maintain their profits. The smaller industries were generally prosperous; the handloom weavers had a good year, but the dyers suffered from the continued shortage of imported dyes. A considerable number of samples of different sands, clays, etc., were tested and reported on by the Pottery Department. During the year, the Government Workshop at Dapuri was transferred to the Department of Industries and a beginning was made in organising a service of Industrial Engineers. Marked progress was made in training apprentices at the Government Workshops. The chemical investigations were again in charge of two chemists who gave their part time services to the Department. A demonstration casein factory was started in Gujarat and a bulletin issued, describing the result of the investigations up to date. The investigation of the Kharaghoda bitters has resulted in the production on a commercial scale of magnesium chloride of excellent quality, while promising results have been obtained in epsom salts. A large range of analyses of the bitters at Kharaghoda and Aden was carried out in England in order to test the bitters as a possible source of bromine. Chemical assistance was given to the manufacturers of raw hide pickers, to the makers of hand-made paper and to various oil mills, while the improved working of the alkali deposits in Sind was further investigated and trials in the manufacture of refined salt were inaugurated. In the Fisheries section, experiments were made with sardines for the production of oil and guano and also in the smoking of fish, with favourable results. A trawler of "Castle" type was purchased in England and equipped with a refrigerating plant for the preservation of fish by the latest methods of brine freezing. The vessel is expected to arrive early in 1921, when the Fisheries section will be placed in charge of a marine biologist, whose services have been obtained on loan from the Ministry of Agriculture and Fisheries. The scheme for pioneering and demonstrating pottery manufacture has been delayed by difficulties in obtaining estimates for plant and equipment. The instruction of handloom weavers in the use of flyshuttle slays and other mechanical improvements was continued on previous lines, while a promising demonstration in dyeing was started in one district. A collection of samples of village industries was exhibited at the British Industries Fair in the Crystal Palace, London, in February-March, 1920. A small number of orders was received as well as enquiries. A State technical scholarship was awarded during the year for Sugar Technology and the holder proceeded to the Audubon Sugar School, Louisiana, United States, America, for training. A small number of scholarships in industrial chemistry to be held in India were also instituted during the year.

7. **Trade and Commerce.**—(a) The trade restrictions imposed during the war had almost all been removed by the middle of 1919 with the exception of certain measures arising out of the food situation. Certain obstacles, however, still remained which prevented the prosecution of foreign trade with the same freedom as in the days before the war. Tonnage was still in deficit and

freights were high; Indian railways and foreign cables were congested and industrial trouble in India and abroad further retarded the return to normal conditions. The appalling mortality from influenza following on the failure of the 1918 monsoon had a depressing effect, and last, but by no means least, the instability of exchange was a most serious deterrent to forward business in all lines of trade.

(b) None the less, the gross values, both of imports and exports, during 1919-20 were well in advance of all previous records. High prices undoubtedly were largely responsible for this achievement and the actual bulk of trade was probably still somewhat less than in 1913-14. The aggregate value of the foreign and coasting trade including Government transactions of the Bombay Presidency excluding Sind was Rs. 345 crores or an advance Rs. 91 crores over the figures of 1918-19. In the programme of port expansion to meet the growing trade of Bombay great progress has been made since the beginning of the war. The Alexandra Dock which was opened in 1914 was used during the greater part of the war almost exclusively for military purposes. It has now been thrown open to commercial traffic, thus providing 17 additional berths. The Ballard Pier now provides up-to-date accommodation for the landing and embarking of passengers, and the wharf on the west side of the pier will shortly provide an additional berth. The reclamation and surfacing of 3,887 acres of land between Sewri and Mazagon is complete, and the provision there of facilities for the storage of grains, seeds, cotton, manganese, timber and coal is making rapid strides. The transfer of fuel oil tanks to Wari Bandar and of other tanks to Sewri Reclamation is virtually complete, only one fuel oil tank, which is shortly to be removed, now remaining in the dock area. The mileage of the Port Trust Railway which was opened in 1914 is now 105 miles. A special pier for the accommodation of bulk oil vessels is in course of construction on Trombay Island, whence oil will be pumped to the installations on the Sewri Reclamation. Finally a scheme for the construction of new docks in the same neighbourhood is under consideration.

(c) During the year the first step was taken in the direction of Imperial Preference by the imposition from the 11th September of an export duty of 15 per cent. *ad valorem* on raw hide and skins, with a rebate of two-thirds of the duty in favour of hides and skins tanned in the British Empire. On the 2nd February 1920 the import duty on silver bullion and coin was abolished on the recommendation of the Currency Commission, and on the 11th February the rates of import on firearms were modified, and the differential rates previously charged to license dealers were abolished.

(d) The aggregate customs revenue, consisting of import and export duties and excise duty on cotton goods manufactured in the Presidency, rose by 121 lakhs to 7.23 crores.

(e) The year was marked by an increase in imports and decrease in exports in foreign trade so far as the Maritime Trade of the Province of Sind was concerned. The decrease in exports was due to restrictions on the export of food-grains of which wheat formed the principal item.

8. Port Trust.—(a) The receipts of the Bombay Port Trust were the highest on record; the revenue amounted to nearly Rs. 197 lakhs and exceeded the expenditure (which included a special appropriation of Rs. 10½ lakhs to the Securities Depreciation Fund) by Rs. 2½ lakhs. This favourable result was attained by increased receipts in nearly all departments. The year was marked by a partial revival of pre-war trade conditions at the docks and bandars and a considerable reduction of Government expeditionary traffic. The total tonnage of the cargoes dealt with at the docks and bandars was 6,253,000 tons as against 4,390,000 tons in the previous year. The number of vessels that entered the docks during the year was 1,564 and 600 vessels were berthed at the dock harbour walls. The Ballard Pier Station berth was used by 308 vessels. A regular service of postal and passenger expresses to and from the station in connection with the incoming and outgoing mail and passenger steamers was inaugurated and 154 trains were run during the year. On the bandars and land estates there was a large demand for occupations, which was satisfactorily met. At the Ballard Estate all the plots but two were leased, and, at the end of the year, there were four buildings completed and the con-

struction of fourteen had been commenced. A Debenture Loan of Rs. 38½ lakhs bearing interest at 6 per cent. per annum and repayable after 10 years was raised during the year. Expenditure on capital works during the year aggregated Rs. 37 lakhs, of which Rs. 13 lakhs were expended on the Alexandra Dock, Mazagon-Sewri Reclamation and the Port Trust Railway and Rs. 11 lakhs on the construction of the Oil Pier at Trombay with pipe line communication at Sewri, on which considerable progress was made. Proposals for dock extension at Trombay were under consideration. Owing to the dearth of housing accommodation in Bombay, considerable attention was paid to the question of housing employees, and good progress was made in the Port Trust programme of constructing quarters. Quarters for 12 officers and 200 menials were completed during the year, the amount expended being Rs. 7 lakhs.

(b) As the result of the post-war conditions the receipts of the Karáchi Port Trust fell from Rs. 53,76,732 to Rs. 41,06,406. The Trustees took special steps for the expansion and further improvement of the port of Karáchi.

(c) The financial position of the port of Aden continued to be satisfactory, and trade and shipping began to show a distinct recrudescence after the years of war.

9. Politics.—(a) The news of the so-called arrest of Mr. M. K. Gandhi on his entering the Punjab in defiance of an order under the Defence of India Rules was the signal for the outbreak of serious disturbances at Ahmedabad and Viramgám and in the City of Bombay. In Bombay an exceedingly critical situation subsided without loss of life and relatively little injury to person or property. At Ahmedabad and Viramgám the situation became very grave, three officers being killed and one burnt alive. Troops had to be called out and firing resorted to, which resulted in 28 rioters being killed and 123 wounded. Several public buildings and private houses and shops were destroyed or damaged. The measures adopted to quell the disturbances won the commendation of all shades of opinion and of the Hunter Committee which enquired into the disturbances. On the outbreak of the disturbances and of those in the Punjab, Mr. Gandhi temporarily suspended his Satyagraha movement which he finally postponed *sine die* later in the year in response to the almost universal advice of responsible opinion.

(b) The protraction of martial law in the Punjab and the heavy sentences inflicted by the Martial Law Tribunals however soon began to excite popular feeling which developed by degrees into widespread resentment as the full text of the judgments in the more important cases was published. This feeling was accentuated by the passing of the Indemnity Act, the scope and objects of which were largely misrepresented and misunderstood, and later by the published reports of the evidence given before the Disorders Inquiry Committee, more particularly in regard to events at Amritsar and Lahore. Moslem circles were in addition becoming much exercised over the future of Turkey and the Khilafat and to further surcharge public feeling the annual sessions of the Congress and the Moslem League were held at Amritsar. The main resolutions of the Congress centred round the martial law proceedings and the Reforms Act (9 and 10 Geo. 5, ch. 101). In regard to the latter keen interest had been evinced in the evidence given before the Joint Parliamentary Committee on the Reforms Bill and much anxiety was felt as to the scope the Committee's recommendations would take. These eventually proved to have been drafted in a more liberal spirit than had been anticipated and their embodiment *en bloc* in the Bill and its quick passage through both Houses of Parliament came as a welcome and gratifying surprise. The gracious terms of His Majesty's Proclamation announcing his assent to the Act and the Royal Amnesty evoked feelings of deep loyalty in all but ultra-extreme circles and caused a deep impression which was confirmed when it began to be realised by the prompt release of many important political prisoners and *detenus* throughout India that His Excellency the Viceroy intended to interpret the terms of the amnesty in their widest sense. Grateful appreciation was also generally felt of the great services rendered to India by the Secretary of State in the shaping and passage of the Reforms Act. The Congress, however, found the Act disappointing and decided to secure a majority in the Reformed Councils with a view to pressing for larger reforms at an early date. Although

denied at the time, it became clear later that the intention was to so obstruct the working of the Reforms as to make them unworkable and thus force the hands of Government. A large minority in the Congress were entirely opposed to this decision and more in agreement with the decision of the moderates to co-operate in securing the success of the reforms and thereby establish a claim to the grant of a larger measure of autonomy.

(c) Mahomedan circles were gratified at the special treatment accorded to Turkey in allowing her to send a delegation to the Peace Conference to represent her views in advance and by the reception by the Allies of a special Moslem deputation in the matter. As the year wore on, however, and no definite terms of peace had been formulated, Mahomedan opinion in India, which was anxiously concerned as to the future status of the Khilafat and the Sultan's sovereignty over the Holy Places, became more and more exacerbated. His Excellency the Viceroy's reply to the Khilafat deputation which waited on him in January 1919 was admitted to be both courteous and dignified and to have exhibited deep sympathy for the Mahomedans in their trouble, but it was generally considered disappointing in that it contained no indication of the general lines of the peace terms while tending to increase the anxiety felt in regard to the *future* of the Khilafat and the integrity of the Turkish Empire. The deputation immediately afterwards issued a statement urging the irreducible Moslem demand in regard to Turkey to be the *status quo ante bellum* with guarantees on behalf of the non-Moslem races, and regretting their inability to give His Excellency the Viceroy an assurance that Indian Moslem loyalty would be as staunch as ever if the terms of peace were not in consonance with Moslem demands. The Khilafat deputation took this as the basis of their mission when they proceeded to England and the Continent shortly afterwards. Unfortunately it was necessary for the Allied representatives to hold their deliberations in regard to the terms of peace with Turkey in secret. The cables were, however, soon busy with forecasts on many of the vital points affecting Moslem sentiment. Many of these anticipations, often issued with all the assurance of semi-official communications, had subsequently to be contradicted but meanwhile they had added to the general feeling of uncertainty and irritation. The entry into the arena against Turkey of high ecclesiastical dignitaries in England with suggestions, among others, in certain quarters that the Mosque of St. Sophia should be converted into a Christian Church once more was made the most of by the leaders of the Khilafat agitation as confirming Moslem opinion that the war against Turkey had been a religious war in disguise—Christian against Moslem in which Moslem soldiers had been inveigled into fighting against the Khalifa. The latitude given to all shades of Moslem opinion to ventilate their views and to consolidate opinion began to be misconstrued and already before the last quarter of the financial year there was wild talk in Sind and Bombay of "*Jehad*", "*Hijrat*" and "Non-co-operation" with Government if the terms of peace exceeded the limits laid down by the Khilafat party. With a view to impressing the people of England and allied statesmen with the depth of Mahomedan feeling a *hartal* was called for the 19th March and on that date meetings were also held at which a last appeal was made to England, the real arbiter, it was urged, in the shaping of the Turkish Treaty.

(d) There were roughly 60 strikes involving almost 200,000 hands during the year in the Bombay Presidency. The most important of these was the mill strike in Bombay City involving about 120,000 hands and lasting for a month. The causes in all these cases were economic, in some respects in a more acute form than those which precipitated the mill strike of January 1919. There were almost daily disorders throughout the mill strike in Bombay and in consequence a great strain was thrown on the police and the military who were called out to assist. It was difficult for some time for the men to formulate their demands, for they had no central organisation to represent them. A number of societies working in the mill areas were however able to get the men to elect delegates to represent them and formulate their grievances. Through the good offices of His Excellency the Governor a settlement was at last effected.

(e) Under the terms of the Royal Amnesty His Excellency the Governor in Council cancelled all executive orders in force under the Defence of India

Act, the Ingress into India Ordinance, or other special or emergency legislation involving restraint upon the liberty of British Indian subjects of His Majesty : 4 persons convicted of offences against the State were released and 72 out of 123 persons sentenced by the Commissioners appointed under the Defence of India Act to try offences in connection with the disturbances which occurred in Gujarát in 1919, were immediately released and substantial reductions made in the sentences of 18 others tried by the same Commissioners. In addition, all sentences of forfeitures of property passed by the Commissioners were remitted.

(f) Securities amounting to Rs. 26,700 of 36 presses and 5 newspapers deposited under the Press Act were returned out of a total number of 46 presses and 8 newspapers under security.

(g) The appointment of Sir S. P. Sinha as Under Secretary of State for India and his elevation to the Peerage came as a most welcome surprise to the press and was unfeignedly hailed by the moderate papers as an event of Imperial significance, though the extremist press expressed only a qualified approval, regarding it as an astute move on the part of the bureaucracy to weaken the forces of the nationalism in the country. Sir Sankaran Nair's resignation of his seat in the Viceroy's Executive Council was universally received with regret and declared to be "a national misfortune". Tributes were paid to his independence of character and it was asserted that his resignation did credit to his patriotism and sense of duty as the attitude of his colleagues and that of His Excellency the Viceroy towards the Reforms and the disturbances in the Punjab and elsewhere had made his position in the Council intolerable. His appointment, later on, as a Member of the India Council was welcomed on all hands as a move in the right direction.

10. **Local self-government.**—(a) At the close of the year about 75 out of 157 municipalities in the Presidency had a two-thirds elected majority of councillors. The consideration of the amending Bills to the Bombay Local Boards and District Municipal Acts will be taken up after Ministers under the Reforms Scheme have been appointed. Government have, however, decided to take a distinct step forward in the direction of liberalizing the constitution of all municipalities so far as it can be effected under the existing provisions of the Bombay District Municipal Act, 1901. A beginning has already been made by reducing the qualifying tax in several municipalities in accordance with the policy of Government as already announced, and it is now being followed on a wider scale. The policy of appointing non-official presidents of local boards was extended to three more district local boards and 27 more taluka local boards with the result that 12 out of 26 district boards and 29 out of 219 taluka boards in the Presidency possessed non-official presidents by the end of the year. All the district local boards and most of the taluka local boards have non-official vice-presidents.

The village Panchayats Bill was introduced in the Legislative Council and referred to a Select Committee.

(b) The question of revising the constitution of the Bombay Municipality so as to place it on a more democratic basis is under consideration.

(c) The Bombay City Improvement Trust completed the twenty-first year of its existence during which it has come into actual and prospective possession of about two-ninths of the total area of the city against one-ninth in the previous year. The year under report was the first complete year since the armistice of November 1918, and though normal peace conditions were not restored, the Trust adopted a distinctly forward policy to cope with the great dearth of accommodation. The Trust's programme of works will be a veritable landmark in its progressive policy which provides for the completion of all schemes within six years at a cost of over Rs. 9 crores. In addition to the provision of building sites the work of constructing chawls for the poor was earnestly taken up, and steady progress was made in spite of the difficulties of securing labour and plant. In respect of the disposal of lands and the expansion of the Trust's programme the year 1918-19 had made a record. This record was easily broken during the year 1919-20. The number of plots leased increased from 252 to 547 and the programme in hand is by far the most

ambitious one ever contemplated by the Trust. The demand for land on the Trust's estates continued unabated and practically all the available plots were leased. Of the total of 1,819 plots disposed of, no less than 465 were to be leased to co-partnership housing societies on condition that the rents of the buildings to be erected by them were not to be more than 6 per cent. on their outlay. Of the occupants of the Trust's chawls, about one-third are in the service of large employers including Government. When these large employers provide sufficient accommodation for all their workmen and servants, the Trust will be considerably assisted in its endeavours to provide chawls for the working classes. The co-operative housing movement showed marked increase. The Trust encouraged the movement by granting concessions to the societies which approached them for plots under proper safeguards. The transfer of the functions of the Trust to the Bombay Municipality has been decided upon in principle and the necessary formalities and legislation for effecting the transfer are under consideration.

11. **Public Works.**—During the year, a number of important Government buildings were under construction in the towns of Bombay, Poona, Nasik and Karachi. In Bombay, the New Custom House was in progress, the expenditure incurred to the end of the year under review amounting to Rs. 16,20,529 against the sanctioned estimate of Rs. 18,20,603. The building is practically finished. During the year, the sea wall at the site of the Gateway of India having been completed by the Port Trust, the site was ready for commencing the actual structure. The foundation piles of concrete were, therefore, driven and the foundations completed. Further progress was made on the construction of the New Custom House at Karachi, the expenditure incurred to the end of the year under review amounting to Rs. 8,00,268 against the sanctioned estimate of Rs. 9,58,886. The work on the Small Causes Court was also in progress, the expenditure during the year amounting to Rs. 35,213 against the sanctioned estimate of Rs. 3,27,279. At Nasik certain works in connection with the Acetone Factory were in progress, the expenditure to the end of the year under review amounting to Rs. 20,27,781. During the year further progress was made in the preparation or execution of schemes for the better housing of Government officers. Progress was marked in Poona, where several bungalows were begun and completed just after the close of the year. A temporary aviation ground was prepared at Juhu in the Thana district for the landing of the Bombay Karachi Aerial Mails. A length of 660 feet of the sea wall on the Kennedy Sea Face, Bombay, was completed at a cost of Rs. 3,20,056. The construction of new roads was in progress during the year in various parts of the Presidency. Bridges and causeways were also being built at certain places in the Presidency. Good progress was made on several important sanitary projects. Very good progress was made on the construction of the large Protective Irrigation Works in the Deccan. The masonry dam of Lake Arthur Hill, the storage reservoir for the Pravara Canals, has now reached a height of about 200 feet. The maximum height is to be 270 feet. The progress of work on the canals is also keeping pace with that on the dam and it is anticipated that the whole scheme will be completed in 1922 or 1923. The work on the Nira Right Bank canal and the New Bhatghar Dam also made good progress and it is hoped to supply water from this canal in 1923 or 1924. The expenditure on these two canal systems during the year amounted to over Rs. 25 lakhs. A scheme for developing the irrigation in the Nira Valley to the utmost extent possible is being investigated. There is every prospect of the development of the sugar industry on these Deccan canals. The plans and estimates for the Sukkur Barrage in Sind were completed during the year and the whole project, including the canals, has since been submitted to the Government of India for sanction. The project is estimated to cost 16 crores of rupees. The expenditure on irrigation works under all heads of accounts during the year amounted to Rs. 1,00,73,857.

12. **Excise.**—This was the second year of the triennial period of auctions of country spirit, toddy and opium shops and there was no important modification in the excise policy of Government. The duty on ganja in the Bombay Presidency, including Sind and Aden, was raised from Rs. 12-8-0 to Rs. 15-0-0 per seer and that on bhang in the Presidency proper and Aden from Rs. 1-8-0

to Rs. 2-8-0 per seer. In the Presidency proper the distillery contractors were faced with serious difficulties on account of the great scarcity of mhowra and a shortage of railway waggons for the transport of spirit, coal and mhowra, but on the whole shops were provided with the necessary supplies. As in the preceding year the Kotri Distillery was not in working order and country spirit required for consumption in Sind was obtained from other places. The consumption of opium, ganja and charas fell from 58,918, 47,549 and 13,240 seers to 53,356, 46,237 and 11,912 seers, respectively, while that of country spirit rose from 26,75,918 to 28,59,608 proof gallons, an increase of 6·8 per cent. The total excess revenue amounted to Rs. 3,86,81,127, an increase of Rs. 22,14,769.

13. **Salt.**—(a) In the Presidency proper the year showed a satisfactory return if not to pre-war conditions, at any rate to conditions prevailing in the early years of the war. The year 1917-18 was characterised by a shortage of stocks, high retail prices and consequent speculation; and in 1918-19 considerable efforts were made to increase production. These efforts were in a great degree successful, the price of salt having fallen appreciably in 1919-20. The production of salt was 12,505,054 maunds as compared with 16,589,309 maunds in the previous year. The decrease was due to the conditions of the market, particularly in the case of the Konkan to unseasonable rain, and at Dharasna, Chharwada and Bhandup to scarcity of labour. In 1918-19 dealers anticipated a continuance of scarcity and of high prices and were ready to buy extensively from the works—and the increased production enabled them to do so. The market became overstocked, with the usual result on sales which fell from 13,989,447 to 10,833,031 maunds in 1919-20. The manufacture of magnesium chloride from bitters at the Pritchard Salt-works continued as in the previous year.

(b) In Sind there was a great decrease both in production and issues, a decrease which was inevitable when the special circumstances of the war ceased. Shortage of supply and difficulties of transport throughout India led to a keen demand for Sind salt both from Maurypur and Darwari. With the return of normal conditions other provinces returned to their normal sources of supply. The production of salt at Maurypur thus fell from 8·60 lakhs of maunds to 6·94 lakhs of maunds and the aggregate outturn of all the salt-works in Sind from 14½ lakhs of maunds to a little over 7¼ lakhs of maunds—a decrease of 49 per cent. Issues decreased by 3·95 lakhs of maunds from 8·55 lakhs of maunds to 4·60 lakhs of maunds, due to the return to normal conditions of manufacture and transport at the salt sources in northern India. The manufacture of superfine salt, introduced experimentally in 1917-18 with the object of ascertaining to what extent the locally manufactured salt is capable of competing with the table salt imported by sea, continued during the year. The quantity produced and passed into consumption in 1919-20 was 30,338 maunds as compared with 13,672 maunds in the previous year.

14. **Public health and medicine.**—(a) The demand for military medical officers created by the war continued throughout the year following the armistice and affected the number of sanitary officers available for civil work. Thus out of 157 municipalities 8 only secured the services of a Health Officer. Twenty-nine large towns employed 51 trained sanitary inspectors and more will become available as the needs of the army decrease.

(b) Four new schemes for the improvement of water-supplies out of five were approved during the year. A laboratory was established at Karachi for the purpose of examining and reporting on drinking water, milk and foodstuffs, and to carry out generally the work of a Public Health Laboratory for Sind. The Poona laboratory continued its useful work in the examination of water samples and sewage effluents. The establishment of a third laboratory at Ahmedabad is under consideration. The Analyst in charge of the Poona laboratory paid a visit to Hubli to advise upon the working of the Jewell filters which form part of the water installation. He also visited Alibag to carry out tests in connection with the extension of the Narangi water works. The process of converting step-wells into draw-wells is being pushed on, 174 having been dealt with during the year, with beneficial results in the reduction of guinea worm and diseases of intestinal infection. Boring operations for artesian water-supplies were in progress at Kaira, Dholera, Bavla and Nadiad.

(c) There were nine sanitary associations working in the Presidency. Government sanctioned the grant to the Karáchi Health Association of half of its net recurring expenditure on the maintenance of a staff of lady health visitors subject to a maximum of Rs. 5,000 a year. The Surat Sanitary Association gave instruction in cholera prevention by means of illustrated lectures and carried out inspection of school children. The Henderson Ophthalmic scheme at Surat works in co-operation with this association. A Public Health Exhibition was arranged with the Sanitary Conference by the Ahmedabad Sanitary Association under the auspices of the Commissioner, Northern Division. A baby show was also organised. With the object of educating the public in general principles of sanitation, the question of establishing a Propaganda Bureau to work in conjunction with a Central Office controlled by the Government of India, and with the aid of voluntary associations is under consideration.

(d) The epidemic of cholera was unusually widespread and the mortality, by two exceptions, the heaviest of the last 20 years, the epidemic being most severe in Bombay City and the districts of Kolába, Thána, Násik, West Khándesh, Surat, Ahmednagar, Poona, Broach, Sholápur, Sátára, Ratnágiri, East Khándesh and Panch Maháls. Four temporary assistant surgeons were appointed on cholera inoculation duty in the districts of Kolába, Thána, Surat and Ahmednagar. The mortality from small-pox during the year was 62,232 as compared with 8,063 in the previous year and with a decennial mean of 5,059. The districts most severely affected were Sholápur, Kánara, Násik, Larkána, Poona and Dhárwár. In Bombay City 771 deaths were recorded against 992 in 1918. There was an increase of 35.59 per cent. on the previous year in re-vaccinations and of 1.75 per cent. in primary vaccinations. The Vaccine Institute at Belgaum continued to do excellent work. The plague epidemic was, with two exceptions, the least severe during the last 20 years, the total number of deaths being 9,626, of which 6,040 were accounted for by the districts of Dhárwár, West Khándesh and Sátára. The Plague Prevention Inquiry Laboratory, Poona, was taken over by the Bombay Government from the Research Fund Association. In marked contrast to the preceding year, influenza of a mild type only occurred in a few villages and towns scattered over the districts of the Presidency. Cases of influenzal pneumonia were rare.

(e) The Medical Department continued to work under difficulties imposed by the war.

(f) Four taluka dispensaries were opened during the year under the scheme for providing new dispensaries. To facilitate the construction of such dispensaries loans continue to be given to local bodies in addition to the annual grants.

(g) The number of women seeking medical relief at hospitals and dispensaries was 515,443. Of these, 452,907 were treated at general hospitals and dispensaries and 62,536 received treatment at institutions specially provided for the treatment of women and children. There were 12 such institutions and the opening of 3 more in Sind was sanctioned. Owing to the limited number of women doctors available for employment the scheme for employing such at general hospitals proceeds slowly. Three women assistant surgeons and seven sub-assistant surgeons were employed at certain civil hospitals.

(h) With a view to assist civil surgeons in the management of hospitals, advisory committees composed of influential members of the community have been attached to the civil hospitals at Poona, Ahmedabad, Belgaum, Dhárwár, Karáchi and Hyderabad.

(j) Nursing Homes, similar to that at the St. George's Hospital, intended for the treatment of well-to-do patients, were established in connection with the civil hospitals at Poona and Karáchi.

(k) Efforts are being made to establish local Nursing Associations throughout the Presidency and proposals for the reconstitution of the Bombay Presidency Nursing Association on lines which will admit of the formation of a

regularly graded Presidency Nursing Service, are under the consideration of Government.

(l) Several important schemes were under consideration during the year, such as the School of Tropical Medicine, Bombay, the Hygiene Laboratory, the Pasteur Institute, Bombay, the Pharmacological Laboratory, Bombay, the Medical College, Poona, and a Medical School at Dhárwár or Belgaum.

15. Education.—(a) The very remarkable recovery after the war is the most noticeable point in the Educational year under report. During the war expenditure was restricted as far as possible, the number of schools remained practically constant and that of pupils actually decreased. Since the war and particularly during 1919-20 the rate of progress has been slightly greater than in the years immediately preceding the war, during which education received a marked impetus by the award of large grants from Imperial revenues. During the year the number of schools and pupils attending them largely increased and the expenditure was more than double what it was ten years ago. It has now risen to Rs. 235 lakhs, as against Rs. 195 lakhs in 1918-19 and 164 in 1917-18, while the percentage of boys of school-going age attending schools was about 46·5 and of girls 12·6. Of the total expenditure Government contribute 54 per cent., district local boards 4 per cent., municipalities 11 per cent., while fees amount to 16 per cent. or roughly about one-sixth. The growth of the expenditure from provincial revenues from Rs. 49 lakhs in 1909-10 to Rs. 126 lakhs in 1919-20 indicates that the Government expenditure on education is increasing at a considerably more rapid rate than that from other sources. Municipalities contribute 4·5 per cent. more now than they did ten years ago, and local boards 5·3 less. Other interesting features in the year's progress were the recovery of the Royal Institute of Science from the military medical authorities, the acquisition of a new site and building for the Karnatak Arts College at Dhárwár, the opening of 7 more secondary schools, and an increase of Rs. 6 lakhs in expenditure on secondary schools. Reforms were made in the Vernacular Training Curricula and 9 more Government District Training Schools were opened. There was an increase of 860 teachers and of Rs. 1½ lakh in expenditure on training teachers. The Bombay Inspectorate opened after the close of the year is in working order and in consequence the work devolving upon the other Divisions is lightened to a certain extent. Nearly Rs. 19,000 in excess of last year's expenditure were devoted to scholarships in primary schools. Thirty-four more night-schools were started, syllabuses in nature study and school gardening were issued, and 20 English classes were attached to primary schools. In the expenditure on European schools there was an increase of about Rs. 75,000, but the number of pupils attending schools decreased by 110, due partly to the fact that Europeans can now take their children to England for their schooling. The results of the teaching do not seem to have been quite up to expectation, and this may possibly be accounted for by the internment of Jesuits and nuns by whom a large part of European education was conducted. A regular office was organized to deal with visual instruction. Nearly 100 magic lanterns and over 3,000 slides were in regular use. While public educational institutions increased very largely, private institutions decreased by 250. While Brahmans, Prabhus, etc., form only 7 per cent. of the population, and Marathas, Kunbis, etc., 64 per cent., practically 100 per cent. of children of school-going age among former attend schools and only 36 per cent. of the latter. From this it appears that the peasant classes are apathetic in the matter and the leaders of the peasant community do not exercise pressure upon the parents, or else that the educational pabulum offered them has not an attractive enough flavour. However, various associations are springing up among them and a brighter future is assured. A new scale was sanctioned for members of the Indian Educational Service, and there were five promotions from the Provincial Educational Service to the Indian Educational Service. Municipalities have made primary education free and four municipalities were permitted to make primary education both compulsory and free.

(b) There are now 20 colleges affiliated to the University of Bombay—an increase of one. The Karnatak College at Dharwar and the Surat College have

been raised to 1st grade. To suit the convenience of candidates for the B.A. degree, it was decided to hold B.A. examination in Poona, Karachi and Ahmedabad as well as in Bombay.

(c) The Government Law School continues to draw large numbers of students, there having been an increase of 149 during the year. The numbers, however, at the College of Engineering and the College of Commerce and Economics decreased. The Secondary Training College, Bombay, is to be moved to Poona and accommodation for 150 students is contemplated. It has also been decided to establish a new Medical School at Dharwar.

(d) Technical and industrial education is gradually being systematised on a sound basis under the supervision of the Committee of Direction. A full-time Inspector has been appointed and Government grants are being increased. The Victoria Jubilee Technical Institute, Bombay, again had a successful year but the Technical Institute in Ahmedabad did not attract as many pupils as heretofore. The number of students at the Sir J. J. School at Art decreased by 46 to 325. The new Principal has submitted proposals for the development of the school. Expenditure on technical and industrial education increased by about Rs. 37,000. An officer of the Indian Educational Service is at present in England studying the subject with a view to further reforms.

(e) Secondary schools for boys and girls increased by 7 and the number of teachers by 51. There were 606 more students residing in hostels than in the previous year in spite of the fact that prices are still very high. The Boy Scout Movement has not yet been formally introduced into secondary schools but it is intended to start it on a large scale this year. Moral instruction is given in Government schools for one period a week.

(f) There was an increase of 746 in the number of primary schools for boys and girls and of 58,000 pupils attending school, the increase in girl-pupils being 2 per cent. greater than that in boys. The expenditure on primary education increased by Rs. 22 lakhs. There were also 800 more teachers, of whom 40 per cent. were trained. The School Committee system did not work satisfactorily.

(g) Though the number of girls under instruction was small, the number of girls' schools, both primary and secondary, is increasing more rapidly than that of boys' schools. The increase in expenditure on girls' education was about Rs. 5¼ lakhs, and the number of public institutions increased by 153, the numbers attending schools, both public and private, being 12,000 in excess of the previous year. There are many indications too that parents and girls alike appreciate the efforts that are being made in the schools to provide a wider form of education for the girlhood of India.

(h) The number of Mahomedans in schools rose by 21,558. Various efforts were made, both by Government and by private individuals or associations, to assist the education of Mahomedans and preferential treatment was given to them in many ways. The Mulla Schools in Sind have proved successful, the grants to them amounting to about Rs. 1½ lakh. Special additional grants of something over Rs. 1¼ lakh were made for Mahomedan education during the year, and an Arts College for Mahomedans is contemplated.

(i) A recurring allotment of Rs. 1 lakh for the education of backward classes was sanctioned. The numbers of children of the backward classes belonging to the aboriginal and hill tribes in attendance at school decreased by nearly 2,000. It is probable that this decrease was due to high prices and the consequent necessity for earning wages, and also to the greater demand for labour. For similar reasons the number of children of the depressed classes attending schools decreased by 4,000. It is difficult to secure teachers for these schools, especially in Sind and the Southern Division. The numbers of children of the criminal tribes attending school increased by about 2,000, partly owing to the opening of nine new schools.

16. **Finance.**—A striking feature of the year's finance, viewed generally, is that while a deficit of between 13 and 14 lakhs was budgetted for, there actually resulted a surplus of three lakhs; and that, too, though the actual expenditure of 11,22 lakhs exceeded the budget estimate by 70 lakhs. The

reason was that the provincial revenue, amounting to 11,25 lakhs, exceeded the budget estimate by 86 lakhs. This increase of revenue occurred mainly under the heads of land revenue, stamps, income-tax and excise. Land revenue is a peculiarly fluctuating head of revenue, since it depends on the harvest, and of course only a normal harvest can be budgetted for, whereas it actually turned out a good one. The increases under the other heads just named show that the comparatively rapid growth of revenue which began in the second year of the war, but whose continuance on the same scale could not be counted on at the time the budget was framed, was in fact well maintained during the year under review. The increased revenue from stamps and income-tax reflects in the main business activity and prosperity. The increase under excise is mainly due to increased duties and vend fees; but the good harvest, high prices of agricultural produce, and high wages of labourers have all had their effect in augmenting this head of revenue. The total provincial revenue exceeded that of 1918-19 by 121 lakhs. The expenditure amounted to 11,22 lakhs, and, as already stated, exceeded the budget estimate by 70 lakhs. The restrictions on expenditure which had been imposed during the war remained in force, but the various measures which had been organised to relieve the agricultural distress which followed the poor monsoon of 1918, had necessarily to be continued during the earlier part of the year under review in spite of the excess expenditure involved, and at the same time the rise in cost of living rendered unavoidable increased expenditure on establishments. However, with expanding revenue it was still found possible to carry out a full programme of advance in the development of the Presidency, which advance is reflected in increased expenditure on education, medical relief and sanitation, assistance to local boards for local improvements, industrial development, and works of public utility executed by the Public Works Department. The total expenditure under these heads was 354 lakhs as compared with 260 lakhs in 1918-19. In particular the expenditure on education rose from 76 and 80 and 108 lakhs in 1916-17 and 1917-18 and 1918-19, respectively, to 130 lakhs, special attention being given to the development of primary education.

17. **Police and Crime.**—(a) A noticeable feature of the work of the police during 1919 was a large increase in the number of offences dealt with under the Indian Penal Code, chiefly cheating, theft and house-breaking. The principal causes adduced for this increase are the rise in the prices of all necessaries of life, growing population, the influx of paupers from distant provinces and the general insecurity resulting from protracted industrial and political unrest. The continued prevalence of severe economic conditions, of intensive political agitation and of industrial unrest as well as the occurrence of the serious disorders in Gujarat and in Bombay in April 1919, rendered the duty of the police exceptionally arduous, but in spite of very adverse circumstances, much excellent work was performed. During the year 1919, the settlement work of the Criminal Tribes was successfully continued and its good effects were increased. The population of the settlements rose by about 800 inmates. It is gratifying to note that during the year 1919, many settlers proved of assistance to the police in tracing offenders in a number of theft cases committed by outsiders. Marked progress was also made in the physical, intellectual and moral education of the children within the settlements, on whom primarily depends the eventual reclamation of the criminal tribes from their former mode of living.

(b) The general increase in crime is reflected in the statistics of criminal justice, which recorded a noticeable rise in the number of cases disposed of by courts and in the number of cases returned as true. Of the total number of cases reported, more than one-third fell under the Indian Penal Code, the remainder being under special and local laws. There was a slight decrease in the number of sentences of imprisonment, transportation and fine, but those of whipping showed an increase. Death sentences declined by a little over two per cent.

(c) Litigation which had been growing in volume during the past years, but which had dwindled a little during 1918, showed in 1919 a tendency to

increase again. Though pending cases in general increased, the arrears of cases over one year old have been considerably reduced.

(d) As a natural consequence of the conditions and facts reported above, there was an increase in the total number of prisoners. Nearly all the prisons continued to be over-crowded. With a view to relieve the pressure a convict gang of two thousand prisoners will be formed next year at Bhatgar where a lam is being constructed. Additional prisons will be available before long. Land has been acquired for a Central Jail at Chembur, a site has been selected for a jail for under-trial prisoners at Bombay, and the Central Jail at Hindalgi is under construction. The number of adolescents increased in the Borstal Juvenile Jail at Dhárwár where good work continued to be done. The Bombay Released Prisoners' Aid Society made good progress and its grant was increased. A grant was also sanctioned for a similar society at Bijápur. Over two thousand prisoners were released on the occasion of the Peace Celebration and forty prisoners were sent to the Salvation Army Industrial Home on conditional release.

(e) The Committee appointed by Government to consider and formulate proposals for the purpose of preventing professional beggary in the Bombay Presidency has submitted its report. The questions of the care and control of (a) children who are homeless and of whom improper use is being made by professional beggars and of (b) lepers are now under the consideration of Government. They have however decided that the general question of beggary should be dealt with after the meeting of the new Councils under the Constitutional Reforms.

PART II.

CHAPTER I.

PHYSICAL AND POLITICAL.

For—

Area, Aspect, Climate, Products,
Historical Summary,
Form of Administration,
Character of Land Tenures ; System of Surveys and Settlements,
Civil Divisions of British Territory,
Details of the Last Census,

See—

General Administration Report for 1911-12, part II, pages 1—91.

TRIBUTARY STATES.

1. In the following review of the administration of the Native States under the political supervision of the Government of Bombay the States are arranged in groups according to their geographical position. The States of Káthiáwár and North Gujarát, forming the most important group, lie mostly to the north of the Narbada and comprise an area more than twice as large as that of all the remaining States. The South Gujarát States, which lie to the south of the Tápti, are comparatively unimportant. The Marátha States fall into four groups. The North and South Konkan groups lie below the gháts to the north and south of Bombay, respectively. The Deccan and Southern Marátha Country States are situated in the central and southern portions of the Bombay Deccan. The Province of Sind contains one State. The Settlement of Aden, including Perim, directly administered by the Government of Bombay, is also included in this review.

2. The total area of these States is 62,988 $\frac{1}{2}$ square miles ; the population according to the census of 1911 is 7,444,549 ; and the gross revenue is Rs. 9,62,54,356.

I.—North Gujarat.

1.—CUTCH.

Ruling Chief.—His Highness Maháráo Shri Mirza Rájá Savái Sir Khengarji Bahádur, G.C.S.I., G.C.I.E., Ráo of Cutch ; *Residence*—Bhuj ; *Caste*—Jádeja Rajput ; *Age*—53 years ; Educated privately at Bhuj ; *Has male heirs.*

Area.—7,616 square miles (exclusive of the Runn which is about 9,000 square miles) ; *Population* (1911)—513,429 ; *Gross revenue based on five years' average*—Rs. 40,63,964 ; *Tribute to British Government*—Nil ; *Principal articles of production*—Wheat, bájri, inferior cereals and cotton ; *Manufactures*—Silver articles, coarse cotton cloth, silk stuffs, alum and saltpetre.

1. His Highness contributed Rs. 5,000 towards the endowment fund of Chief events. the Lady Chelmsford League for Maternity and Child Welfare in India, Rs. 3,000 towards the Lady Lloyd's Children's Welfare Fund, Rs. 500 towards the Lady Munro Fund for Indian blinded soldiers and Rs. 200 towards the Indian Wrestling and Athletic Tournaments held in Poona.

TRIBUTARY STATES.
*Cutch and
Kathiwadr.*
Season and crops.

2. The rains of 1919 were fair. The area under cotton and wheat cultivation increased by 111,448 and 3,446 acres, respectively. Three hundred and ninety-three new wells were sunk. No locusts appeared during the year. There was a rise in the prices of principal staple food-grains.

Police.

3. The number of the police force at the close of the year was 843, and Rs. 1,69,093 were allotted for the maintenance of the force. Offences reported to the police numbered 1,075, of whom 813 were sent for trial. In 672 cases the accused were convicted giving a percentage of 69.08. The value of stolen property amounted to Rs. 17,069, of which 76.17 per cent. was recovered against 49.96 per cent. in the previous year.

Criminal justice.

4. The number of criminal courts was 42. They tried 2,159 offences involving 3,743 persons, of whom 1,502 were convicted. Out of 86 appeals disposed of, decisions were confirmed in 32 cases, modified in 8, reversed in 15 and further inquiry was ordered in 6. Twenty-five remained pending.

Prisons.

5. The number of convicts in the 12 jails was 1,520. The cost of the upkeep amounted to Rs. 18,031.

Civil courts.

6. The 48 civil courts disposed of 3,434 suits, leaving 219 pending at the close of the year. Of 500 appeals, 372 were disposed of, leaving a balance of 128 appeals to be decided in the following year.

Registration.

7. The documents presented for registration numbered 1,645, the fees realized amounting to Rs. 8,207. Fifteen chhapas realized Rs. 1,347.

Public works.

8. Rs. 88,375 were spent on public works (including Rs. 2,544 as capital expenditure on Cutch State Railway) against Rs. 1,30,885 in the previous year. The net earnings of the Cutch State Railway were Rs. 69,661 against Rs. 55,099 in the previous year or 6.07 per cent. on the capital outlay.

Trade and customs.

9. Imports rose from Rs. 85,52,641 to Rs. 1,23,97,026, while exports fell from Rs. 61,14,198 to Rs. 48,22,164. Customs dues realized Rs. 13,40,106. Shipping arrivals numbered 2,766, departures 2,772.

Revenue and finance.

10. Receipts fell from Rs. 64,09,523 to Rs. 43,90,797 and disbursements from Rs. 87,38,975 to Rs. 20,65,721. The closing balance was Rs. 56,12,808 against Rs. 32,87,732 in the previous year.

Vital statistics.

11. Registered births rose from 11,289 to 12,360 while deaths fell from 22,229 to 10,712.

Medical relief.

12. In the 11 hospitals and dispensaries 97,197 patients were treated at a cost of Rs. 49,860. The numbers of deaths from plague and small-pox were 97 and 100. Successful vaccinations numbered 10,726.

Education.

13. The number of pupils in the 136 recognized schools rose from 7,522 to 7,732. The expenditure fell from Rs. 85,986 to Rs. 71,613.

Municipalities.

14. The seven municipalities received altogether Rs. 31,527 and spent Rs. 26,341; all except Bhuj kept their expenditure within their receipts.

2.—KA'THIA'WA'R.

Area—20,882 square miles; Population (1911)—24,96,057; Gross revenue based on five years' average—over Rs. 3,00,00,000; Tribute to British Government, His Highness the Gaskwar of Baroda and Junagad sartalbi—Rs. 10,78,534; Military force—1,023; Manufactures—Silk, gold and silver lace, carpets and copper and brass ware.

General.

1. The Agency is divided into four prants and consists of 187 separate States and talukas, jurisdiction being exercised by 78 chiefs and talukdars. The smaller non-jurisdictional estates are grouped into thana circles.

Chief events.

2. The chief events of the year were the investiture and marriage of the Thakor Saheb of Wadhwan and of His Highness the Maharaja Rana Saheb of Porbandar and the investiture of His Highness the Nawab Saheb of Junagad and of the Thakor Saheb of Palitana. The deaths occurred during the year of Lieut.-Colonel J. K. Condon, lately Political Agent, Jhalawad, while on privilege leave; His Highness the Maharaja Sir Bhavsinhji, K.C.S.I., Maharaja of Bhavnagar; Khachar Shri Vajsur Odha, Chief of Jasdan; Chief of Bajana; and the Talukdar of Vithalgadh. Official management was withdrawn from the Bantwa Thapla estate and the estate of minor Karimkhanji was handed over to

his brother Abderahemankhanji as guardian. Management on the sixth class jurisdictional Estate of Sanāla terminated and was replaced by the investiture of Vala Giga Hipa. Management was withdrawn from the estate of minor Vala Deva Odha of Bilkha and the estate was handed over to Bai Raibai, his mother, as guardian. The Tālukdāri Thāna of Jhinjhuvāda was converted into a regular Agency Thāna. Foundation stone was laid of the "Wood Dispensary" at Rājpur and opening ceremony was performed of Mrs. Strip Memorial Hall attached to the Tālukdāri Girassia School. On the death of Azam Balsinhji, Tālukdār of Khirasra, his son Azam Sursinhji succeeded. On the death of Vala Bhima Valera of Khijadia, a joint manager was appointed by the Agency pending partition. On the death of Vala Ram Ala of Bilkha a Sarkari Kamdar was appointed during the successor's minority. On the death of Vala Unad Godad, a fifth class tālukdar, the estates of the two minor successors were taken under management. On the death of Azam Sursinhji, Tālukdār of Jālia Dewāni, a manager was appointed during the minority of his grandson.

3. The early monsoon was fairly evenly distributed over the whole of Source and crops. Kāthiāwār. The untimely rains, however, in November and January damaged the Pachhtar crops, especially cotton and wheat. The outturn of crops was 8 to 12 annas in the rupee.

4. The last famine was more or less a fodder famine. The villagers have Famine. realised the value of a grass reserve and the Thānas, States and Tālukas have generally taken up the work of storing grass and kadbi. Prant storage schemes have been set on foot in Jhalāwad and Hālār and are expected appreciably to relieve the situation in future.

5. The total strength of the State and Agency police was 7,715 and the Police. cost Rs. 15,79,704. The percentage of convictions of accused persons sent for trial was 66·25 for State police and 63·13 for the Agency police. The percentage of stolen property recovered was 38·14 and 34·79, respectively.

6. There were 21 Agency courts as against 26 in the previous year. The Criminal justice. decrease of 5 was due to the fact that third class magisterial powers conferred on the Aval karkuns during the last year were withdrawn as famine conditions no longer prevailed. During the year 1,070 offences were reported in the Agency and 16,720 in the State courts, involving 1,701 and 18,874 persons, respectively. Of these, 481 or 28·21 per cent. were convicted by the Agency and 6,681 or 35·32 by the State courts. Twenty-eight criminal appeals and 21 revision applications were decided in the Agency and 567 criminal appeals in the State courts. The Chief Court of criminal justice disposed of 23 sessions cases as against 30 in the preceding year.

7. There are 14 Agency and 123 State prisons. The total number of Prisons. prisoners remaining in jails at the end of the year was 994. The total cost was Rs. 1,95,628, and the daily average of prisoner was 1,029.

8. In the original courts the total number of cases disposed of was 1,369 Civil justice. for the Agency courts and 18,192 for the State courts. Cases pending numbered 497 and 3,063, respectively. Fifteen thousand one-hundred and ninety-five applications for execution of civil decrees were disposed of, leaving a balance of 7,865 at the end of the year. Thirty-three civil appeals were disposed of in the court of the Agent to the Governor, Kāthiāwār, leaving 11 pending at the close of the year. In the State courts 1,159 appeals were disposed of, 590 remaining for hearing. The Agent to the Governor, Kāthiāwār, disposed of 74 political appeals as against 88 during the previous year.

9. In the Agency courts, 723 deeds and in the State courts 7,841 deeds Registration. were registered. The combined value was Rs. 73,31,320.

10. The total expenditure under this head was Rs. 36,17,706, of which Public works. works costing Rs. 1,96,967 were carried out by the Agency Engineer.

11. The gross revenue of the province is estimated at considerably over Revenue and finance. 3 crores of rupees. Of loans already granted by Government chiefly to meet famine and administrative charges, Rs. 13,55,890 were outstanding. The

TRIBUTARY STATES.
*Káthiáwár and
Pálanpur Agency.*

fresh loans advanced during the year amounted to Rs. 6,80,687. The recoveries during the year amounted to Rs. 1,51,048 as against Rs. 2,26,574 in the preceding year. The decrease in recoveries was due to conditions of scarcity.

Local funds.

12. The receipts and expenditure of the consolidated local fund were, respectively, Rs. 4,24,505 and Rs. 4,14,128 as against Rs. 3,99,169 and Rs. 3,77,911 in the preceding year. Excluded local fund accounts showed Rs. 2,46,617 and Rs. 2,30,816 as receipts and expenditure, respectively.

Trade.

13. Exports by sea amounted in value to Rs. 2,89,10,104 and imports to Rs. 4,97,40,487. Compared with the returns of 1918-19, there was a decrease of Rs. 2,19,959* in exports and an increase of Rs. 1,06,39,555* in imports, respectively. Rail-borne local trade was 9,29,576 tons and foreign import trade 13,22,902 tons and export trade 9,19,347 tons.

Vital statistics.

14. There were 62,923 births and 72,476 deaths against 68,526 and 1,58,785, respectively, in the previous year. The ratio per thousand was, respectively, 25.20 and 29.03. The deaths from plague were 1,308 as against 3,483 in the previous year.

Medical relief.

15. There are 141 hospitals and dispensaries in the province, of which 18 are under the control of the Agency Surgeon, Káthiáwár. Ten thousand one hundred and eighty-five in-door and 8,49,179 out-door patients were treated in these institutions during the year at a cost of Rs. 5,38,192. In the Rasulkhanji Hospital for Women 418 in-patients and 2,704 out-patients were treated at a cost of Rs. 17,588. Vaccinations and re-vaccinations numbered 68,892 against 70,162 in the previous year.

Education.

16. There was a decrease of 11 schools and an increase of 4,261 pupils during the year. The total number of schools is 1,741 and of pupils 1,29,676 (98,551 boys and 31,125 girls). The expenditure on education was Rs. 15,70,071. an increase of Rs. 59,304 over that of the previous year.

Rajkumar College.

17. There were 48 Kumars on the roll of the College at the end of the year. The receipts amounted to Rs. 81,106 and the expenditure to Rs. 80,482.

Managed estates.

18. There are 5 States of classes I to IV under Government management. At the beginning of the year under report 143 petty estates were under the supervision of the Political Agents in charge of prants. Fifteen estates were taken under management while 16 were released, leaving 142 estates under management.

3.—PA'LANPUR AGENCY.

<i>First Class Ruling Chiefs.</i>	<i>Residence.</i>	<i>Caste.</i>	<i>Age.</i>	<i>Where educated.</i>	<i>Heirs.</i>
His Highness Captain Sir Taley Mahomed Khán Sher Mahomed Khán, Diván of Pálanpur.	Pálanpur ...	Lohani Pathan, Mahomedan.	87	Privately	... Has a male heir.
His Highness Jaláludian Khán, Nawáb of Rádhanpur.	Rádhanpur...	Babi, Mahome- dan.	81	Rájkumár College, Rájkot.	Has no male heir.

Area—6,893 square miles; Population (1911) 515,092; Gross revenue based on five years' average—Rs. 17,83,336 (approximately); Tribute to His Highness the Gáikwár of Baroda—Rs. 44,051; Principal articles of production—Wheat, rice, jowári, bájri, cotton, gram, rape-seed, mug and castor oil seeds.

General.

1. The Agency comprises two first class States, Pálanpur and Rádhanpur, one third class State, Tharád, and a large number of minor States and petty tálukas.

Chief events.

2. Nawáb-Zada Yaver Hussein Khán, brother of His Highness the Nawáb of Pálanpur, died during the year. On the death of Thákor Samatsingji Bhupatsingji of Diodár his estate was divided in equal shares between Thákor Chamansingji and minor Himatsingji Vájésingji. The estate of the late Thájore Háranji of Korda was resumed by minor Bhojrájji Dariákhán of Korda. Management over the estate of the late Thákor Sardarsingji of Thara was withdrawn.

* The Agent to the Governor, Káthiáwár, reports that the figures supplied by him last year were incorrect.

3. The rainfall was irregular and unevenly distributed. It was scanty till the end of July when the maximum was 9'77". It was excessive in August, reaching a maximum of 32'41". The average of kharif crop was about 7 annas and that of rabi was about 10 annas in the rupee.

TRIBUTARY STATES.
Pálanpur Agency
and Mahá Kantha.
Season and crops.

4. The total strength of the States and the Agency police was 1,241 and the cost Rs. 2,70,845. The number of offences reported to the police rose slightly from 1,006 to 1,011. Out of property worth Rs. 1,03,197 reported as stolen, 32'93 was recovered. The previous year's figures were Rs. 1,04,037 and 54'3.

Police.

5. The number of courts was 35 and the number of persons convicted 637 against 653 in the previous year. As a result of 47 appeals, 11 were confirmed, 15 modified, 12 reversed, 4 rejected and 5 were pending at the end of the year.

Criminal justice.

6. In the 25 Jails and lock-ups, there were 1,127 inmates against 1,067 in the previous year. The cost of maintenance was Rs. 19,306.

Prisons.

7. Out of a total of 3,212 suits, 2,486 were decided against 1,655 in the previous year. The number of civil appeals received during the year decreased from 99 to 73, out of which 58 were disposed of against 76 in the previous year.

Civil justice.

8. The number of documents registered was 720 against 817 in the previous year. The fee revenue increased from Rs. 4,341 to Rs. 4,655.

Registration.

9. There was no municipality under the Agency jurisdiction. There were 4 municipalities under the Pálanpur and Rádhanpur States with an aggregate income of Rs. 15,776 and an expenditure of Rs. 20,188. The income was supplemented by State grants.

Municipalities.

10. The outlay on public works was Rs. 1,45,291 against Rs. 1,20,527 in the previous year.

Public works.

11. The gross revenue of the Pálanpur, Rádhanpur, Tharád, Wáo and Wáráhi States amounted to Rs. 18,23,324 against Rs. 19,56,391 and the gross expenditure to Rs. 17,41,200 against Rs. 16,38,665 in the previous year.

Revenue and finance.

12. There was an opening balance of Rs. 74,611. Receipts increased from Rs. 1,65,491 to Rs. 1,94,278 and expenditure from Rs. 1,84,720 to Rs. 2,14,053.

Local funds.

13. There were 7,139 births and 6,085 deaths, showing a decrease of 1,993 and 33,270, respectively.

Vital statistics.

14. The number of patients treated in the 16 dispensaries in the Agency decreased from 51,315 to 46,887 and the expenditure from Rs. 41,142 to Rs. 37,325. Fifteen thousand three hundred and sixty-nine persons were successfully vaccinated by 12 vaccinators at a cost of Rs. 4,611.

Medical relief.

15. The total number of schools was 93 with a daily attendance of 3,479 against 3,496 in the previous year.

Education.

4.—MAHI KA'NTHA.

Principal Ruling Chief—His Highness Lieut.-Colonel Mahárája Sir Doulatsingji, K.C.S.I., Mahárája of Idar ;
Residence—Himatnagar ; *Caste*—Ráthod Rajput, Hindu ; *Age*—42 years ; Educated at the Nobles' School at Jodhpur and the Mayo College at Ajmer ; *Has male heir*.

Area—3,124 square miles ; *Population* (1911)—4,12,688 ; *Gross revenue based on five years' average*—Rs. 16,91,654 ; *Tribute to His Highness the Gáskvár of Baroda*—Idar Rs. 30,340 ; sixty-two small states and tálukas Rs. 95,369 ; *Principal articles of production*—Wheat, gram, cotton and all common grains, marble and chalk ; *Manufactures*—Dyed cloths.

1. The Agency consists of the first class State of Idar and 62 small States and tálukas.

2. The fourth Mahárája Kumár of Idar died during the year. His Highness married the Kunvari of the Thákor of Jakora under Márwár and the sister of the present holder of Bhutia under the State. The third Mahárája Kumár married the daughter of the Chirani Thákor under Márwár. The birth of the second Bhamarji took place during the year. The death occurred of the late Mahárája Keshrisingji's widow. On new year's day His Majesty the King-Emperor conferred the distinction of Knight Commander of the Order of the Star of India on His Highness the Mahárája. Government withdrew the

Principal events.

appellate powers of the Political Agent, Mahi Kántha, and the revisional powers of the Commissioner, Northern Division, in respect of certain criminal offences and of all civil cases decided by the Chiefs of Málpur and Kátosan as a mark of personal distinction during their life time. A fifth Kumár was born to the Raolji's Saylawala Thákráni. The Thákor of Ilol contracted a fourth marriage with the daughter of the Thákor of Karchha, a Jadeja Chief under the Idar State. A Kumár was born to his Lawadwala Thákráni. Government raised the Thákor's jurisdictional powers from the 4th to the 3rd class as a personal distinction. Government withdrew the appellate powers of the Political Agent and the revisional powers of the Commissioner, Northern Division, in respect of certain criminal offences and of all civil cases decided by the Thákor of Sudásna as a mark of personal distinction. The status of the táluka has been raised from the 5th to the 4th Class as a mark of recognition of the meritorious administration and the good services rendered by the Thákor during the late war. The Pethápur and Valasana tálukas were transferred to the charge of the Political Agent, Mahi Kántha. The son and heir apparent of the Thákor of Ambáliara died of fever. The designation of the tálukdárs of Punádra, Khádal, Rámas and Dabha has been changed from "Miyán" to "Thákor". The minor Kumár Natwarsingji of Vadágám having died, Bháyat Gopálsingji Kesarisingji was installed in his place, and invested with the powers of a 3rd class magistrate and to hear civil suits up to the value of Rs. 250. The Dabha táluka was released from Agency management. Thákor Vakhatsingji of Hapa, who belongs to the 6th Class, was invested with the powers of a 5th Class tálukdár, as a mark of personal distinction. Kumár Mulsingji, the heir apparent, died on the 8th March 1920. Government sanctioned the grant of powers of a 3rd class magistrate to Takhatsingji of Satlásna and authorized him to hear certain civil suits as a personal distinction. Kumár Fatesinghji of Khádal married the daughter of a Bháyat of Mándva under Baroda. Minor Thákor Harisinghji of Prempur having attained majority, the táluka was released from Agency management.

Season and crops.

3. The rainfall was timely and sufficient and the year was one of agricultural prosperity. The maximum and minimum rainfall measured was 59·75 at Málpur and 30·64 at Warsoda. In some places the winter crop was slightly damaged by frost. The outturn of monsoon crops varied from 8 to 14 annas while the winter crops yielded from 6 to 14 annas in the rupee. Fodder was sufficient. Cold and heat were normal. The highest and lowest temperatures recorded in the civil hospital at Sádra were 109 and 44 against 111 and 52, respectively, in the previous year. There was no rain during the winter.

Frontier questions.

4. Quiet was preserved on the frontier throughout the year. No border court was held.

Police.

5. The total strength of the police in Mahi Kántha was 1,397 against 1,348. The cost increased from Rs. 2,28,891 to Rs. 2,54,022. The number of offences reported decreased from 601 to 576. The percentage of convictions obtained by the Agency police was 88·13 against 75·8 in the previous year, that obtained by the State police other than Idar was 60·6 against 72·7 while that obtained by the Idar State police was 33·04 against 35·5. The percentage of recovery of stolen property by the Agency police was 46·2 against 68·27 and that by the State police, other than Idar, was 32·2 against 30·71. The percentage of recoveries by the Idar State police was 11·1 against 7·3.

Criminal justice.

6. In 556 cases the magistracy dealt with 1,856 persons, of whom 632 were convicted. The Political Agent and the Idar State decided 10 and 11 appeals, respectively.

Prisons.

7. In 34 jails including 5 thána lock-ups, 575 prisoners were detained at a cost of Rs. 9,755. The 23 jails of the Idar State held 211 prisoners maintained at a cost of Rs. 5,432.

Civil justice.

8. One thousand seven hundred and ten suits were disposed of at the close of the year, leaving a balance of 230. Out of 25 appeals 19 were disposed of.

Registration.

9. In the Agency 509 and in Idar 366 documents were registered. The fees realized amounted to Rs. 3,198 and Rs. 1,381, respectively.

10. The outlay on public works amounted to Rs. 1,09,529, of which Rs. 31,369 were spent by Idar.

11. The gross revenue of the Agency amounted to Rs. 17,17,837 and expenditure to Rs. 17,18,481. The gross revenue of the Idar State, excluding subordinate jágirs, amounted to Rs. 9,03,642 as against Rs. 8,70,433, showing an increase of Rs. 33,209. The total expenditure of the State proper amounted to Rs. 8,65,939 against Rs. 8,39,055. The increase is due to expenditure at the time of the marriages of His Highness' daughter and the third Mahárája Kumár, the birth of the second Bhamarji and the death of Maji Zaliji.

12. The revenue realized by the Agency amounted to Rs. 6,543 against Rs. 5,507 in the previous year. Stamps.

13. Births and deaths numbered 6,242 and 4,750, respectively, compared with 7,691 and 17,805 in the previous year. Vital statistics.

14. In 20 hospitals and dispensaries 57,958 patients were treated at a cost of Rs. 43,193. The number of persons vaccinated during the year was 9,129, of which 8,955 were successful. Medical relief.

15. The total number of schools was 151, the number of pupils being 9,112 and the cost of maintenance Rs. 52,433. The preceding year's figures were 149, 8,793 and Rs. 48,993. Education.

5.—REWA KA'NTHA.

First and Second Class Ruling Chiefs.	Residence.	Caste.	Age.	Where educated.	Heirs.
His Highness Captain Mahárána Shri Vijayasinhji Chhatrasinhji, Rája of Rájpipla.	Nándod (Ráj-pipla).	Gohel Hindu.	Rájput, 30	Rájkumár College, Rájkot, and Imperial Cadet Corps, Dehra Dun.	Has male heir.
Maháráwal Shri Fatehsinhji Motisinghji, Rája of Chhota Udepur.	Chhota Udepur.	Chávan Hindu.	Rájput, 36	Rájkumár College, Rájkot.	Do.
Captain Maháráwal Shri Ranjitsinhji Mánsinhji, Rája of Bária.	Bária	Khichi Rájput, Hindu.	Chávan, 34	Do. ...	Do.
Mahárána Shri Sir Vakhtasinhji Dalesinhji, K.C.I.E., Rája of Lunávada.	Lunávada	Solanki Hindu.	Rájput, 60	Do. ...	Do.
Nawáb Jamiat Khán Manvar Khán, Bábi of Bálásinor.	Bálásinor	Bábi Sunni Musalmán.	Pathán, 26	Rájkumár College, Rájkot, and Imperial Cadet Corps, Dehra Dun.	Has no heir.
Mahárána Shri Joráwar-sinhji Pratapsinhji, Rája of Sunth.	Sunth	Puvar Hindu.	Rájput, 39	Rájkumár College, Rájkot.	Has male heir.

Area—4,956 square miles; Population (1911)—6,65,099; Gross revenue based on five years' average—Rs. 52,19,833; Tribute to His Highness the Gaikvár of Baroda—Rs. 1,30,801; Tribute to British Government—Rs. 24,382; Military force—1,226; Principal articles of production—Rice, wheat, bájri, jowár, cotton, maize, gram, mhowra (flower and seed) and timber, akuk (cornelian) stone in Rájpipla and manganese in Chhota Udepur; Manufacture—Glass making in Bária State.

1. There is one first class State (Rájpipla), five second class States, one third class State, four minor States and two Thána Circles, comprising petty estates and talukas (unclassified). Twelve petty estates were under management. General.

2. His Highness Mahárána Shri Vijayasinhji, Rája of Rájpipla, was granted the permanent honorary rank of Captain. Kumár Shri Naharsinhji of Bária was granted an honorary commission in the Indian Land Forces. The powers of a third class State were conferred on the ruler of the Kadána State as an hereditary distinction. Thákor Pusasingji of Sanjeli married the second daughter of Bhayat Lalsingji of Gondal. Kumár Ranmalsingji of Sihora was married to the sister of Thákor Ranjitsingji of Jambughoda. Thákráni Anandkunverba, widow of Rána Jitsingji of Mandwa, died in February 1920. Thákor Motisingji of Raika died and his estate was taken under management owing to the minority of his son. Chief events.

3. The maximum rainfall was 64.76 inches at Kadána and the minimum was 34.53 at Umetha. The rainfall was general and sufficient and the year turned out a good one except that millet, cotton, tur and tobacco crops were Season and rainfall.

TRIBUTARY STATES.
*Rewa Kantha and
Cambay.*
Border court.
Police.

partially damaged by excessive late rains. In Rájpipla damage was caused in some places, especially in the hilly parts, by rats.

4. No meeting was held during the year.

5. Dacoities in the Kaira district rendered co-operation with the State police of the Agency imperative. The States of Bálásinor and Kadána, through which fugitive dacoits find passage to the uplands of Central India, handed over control of their police to the Special Additional Superintendent of Police appointed to put down these dacoities. The total strength was 1,437 against 1,435. The number of persons sent up for trial was 1,670 against 1,740 in the previous year. Out of these, 1,218 were convicted against 1,283. The value of property stolen amounted to Rs. 52,450 and that recovered to Rs. 13,741 against Rs. 49,036 and Rs. 21,850, respectively. Thus the percentage came to 26 against 44.

Criminal justice.

6. The Thákors of Umetha and Jambughoda were empowered to try opium cases arising in their talukas in which the quantity of opium seized was less than 10 tolas. The criminal Courts dealt with 5,147 persons against 5,091. Of these, 1,803 were convicted, 3,018 discharged or acquitted, 74 committed or transferred, 3 died and 249 remained under trial at the end of the year, the corresponding figures of the previous year being 1,639, 3,066, 38, 6 and 342, respectively.

Prisons.

7. The number of prisons including lock-ups was 31, the same as last year, while that of inmates was 1,599 against 1,325. The health and conduct of prisoners was good and there were no escapes from prison.

Civil justice.

8. There were 1,375 suits pending and 2,935 were newly filed, giving 4,310 for disposal against 1,769, 2,141 and 3,910, respectively, of the preceding year. Of the total, 2,955 suits were disposed of and 1,355 were left over, the corresponding figures of the previous year being 2,535 and 1,375, respectively.

Registration.

9. The number of documents registered was 2,320 affecting property worth Rs. 13,17,965 against 2,714 and Rs. 16,05,425, respectively. Rs. 13,565 were realized as registration fees against Rs. 14,825.

Revenue and finance.

10. Receipts amounted to Rs. 55,29,006 and expenditure to Rs. 55,82,572 against Rs. 61,63,392 and Rs. 56,46,943, respectively.

Vital statistics.

11. Births amounted to 14,099 against 16,407 and deaths to 19,775 against 31,445. There was no epidemic. But cholera appeared in Rájpipla, the number of attacks and deaths being 1,218 and 647, respectively. There were two cases of rabies in the Chhota Udepur State and the persons affected were sent to Kasauli at the expense of the State.

Medical relief.

12. The number of dispensaries was 34 against 32. The number of in-door and out-door patients treated was 1,61,484 against 1,67,120. The cost of maintaining the dispensaries was Rs. 71,957 against Rs. 63,980. There are Veterinary dispensaries at Nándod (Rájpipla) and at Bária. The numbers of primary vaccinations and revaccinations were 22,608 and 1,277, giving a total of 23,885 against 23,069 in the preceding year. There was thus an increase of 286 in primary vaccinations and of 530 in revaccinations, making a total increase of 816. The cost of each successful operation came to annas four and pies three only against annas three and pies eleven in the previous year.

Education.

13. Schools numbered 249 against 226. They consisted of 3 high schools, 6 Anglo-vernacular schools, 220 primary schools and 20 other schools. The number of pupils rose from 14,866 to 15,519.

6.—CAMBAY.

Ruling Chief—His Highness Sháhazáda Hussein Yavar Khán Sábeb Bahádur; *Caste*—Moghal. (Shia); *Age*—9 years. (The State is under an Administrator.)

Area—350 square miles; *Population* (1911)—72,656; *Gross revenue based on five years' average*—Rs. 7,08,221; *Tribute to British Government*—Rs. 21,924; *Military Force*—155; *Principal articles of production*—Jowári, bájri, kodra, rice, wheat, cotton, pulses, oil-seeds and tobacco; *Manufactures*—Cotton and silk cloths, carpets and articles of agate and cornelian stone.

Season and crops.

1. The rainfall registered was 25.41 inches. There was fairly good rain in June, July and August. It was evenly distributed and consequently there

was a fairly good yield of bājri, bāvto, kodra and rice. It, however, disappeared in the month of September with the result that the kathol crops yielded a very poor outturn. The wheat crop was satisfactory and cotton fair.

2. The police numbered 221, including 62 armed men, and cost Rs. 52,726. The ratio of police to population and area remained the same, i.e., '3 per cent. and '63 per square mile respectively. One hundred and nineteen persons were arrested, of whom 77 were convicted. The value of stolen property was Rs. 3,920 against Rs. 8,028 and the percentage of recovery was 56·66 against 72·88.

3. There were 677 cases for disposal against 481. Of 1,088 persons concerned, 63 were discharged, 490 were convicted, 531 were acquitted either after trial or on cases being compounded, while 4 persons concerned in 4 cases died a natural death.

4. The daily average of the jail population was 45·7 against 36·8 and the cost was Rs. 7,255 against Rs. 5,903.

5. The civil courts disposed of 935 out of 991 cases against 677 out of 729. The appellate courts heard 47 appeals. The decisions of the lower courts were confirmed in 19, reversed in 8 and amended in 4, while 12 cases were compromised, leaving a closing balance of 4 appeals.

6. The number of documents presented for registration was 1,096 against 1,372. The registration fees amounted to Rs. 11,701 against Rs. 12,960.

7. The total expenditure on public works fell from Rs. 1,79,433 to Rs. 1,03,752. The gross earnings of the Cambay Railway up to March 1920 amounted to Rs. 78,007 against Rs. 72,605.

8. The total receipts and expenditure were Rs. 5,93,470 and Rs. 6,29,898 against Rs. 7,93,774 and Rs. 6,46,720 last year.

9. The five medical institutions had an average daily attendance of 548·8 against 478·6. The cost to the State was Rs. 14,282.

10. The number of births was 2,029 or 27·93 per mille and of deaths 3,176 or 43·71 per mille against 27·58 and 57·05 in the preceding year.

11. The 45 schools in the State had an average attendance of 3,007·6 against 2,810·0 last year. The cost of education was Rs. 43,904. Primary education was announced to be completely free throughout the State in memory of the Peace Celebration Day.

12. The income, including the State grant of Rs. 25,000, of the Cambay municipality was Rs. 44,754 and its expenditure was Rs. 37,688.

II.—SOUTH GUJARAT.

1.—DHARAMPUR, BANSDA AND SACHIN.

Ruling Chiefs.	Residence.	Caste.	Age.	Where educated.	Heirs.
Mahārāna Shri Mohan-devji Nārāyendevji, Rāja of Dharampur.	Dharampur	... Sesodia Rajput ...	57	Rāj Kumār College, Rājkot.	Has male heir.
Mahārāval Shri Indrasinhji Pratapsinhji, Rāja of Bānsda.	Bānsda	.. Solanki Rajput ...	32	Do. ...	Do.
Captain His Highness Nawāb Sidi Ibrāhīm Muhammad Y a k u t K h ā n Mubazarat Daula Nasrat Jang Bahādur, Nawāb of Sachin and A.-D.-C. to General Officer Commanding, VI Dn. (Southern Army).	Sachin	... Sunni Mahomedan.	33	Rāj Kumār College, Rājkot; Mayo College, Ajmer; and Imperial Cadet Corps, Dehra Dun.	Do.

Area—968 square miles; Population (1911)—178,492; Gross revenue based on five years' average—Rs. 22,16,529; Tribute to British Government—Rs. 9,154; Principal articles of production—Rice, nāgli, jowari, gram, pulses, sugarcane and molasses; Manufactures—Cotton cloth.

1. This group consists of the three second class States named above. General.

2. In Dharampur the season was fair although it was somewhat marred by excessive rains after the close of the season. The estimate of crops was Season and crops.

11 annas in the rupee. In Bansda the rainfall was sufficient. In Sachin the rainfall was very good and the outturn of crops would have been excellent but for the untimely rain in January which spoiled the jowári corn and kadab to some extent.

- Police. 3. The strength of the police was practically the same, viz., 402 against 404 in the previous year, but the cost increased from Rs. 59,705 to Rs. 64,207. The number of offences reported decreased from 332 to 266 and that of persons arrested from 376 to 301. Of 292 persons sent for trial 257 were convicted and 27 acquitted or discharged. The value of property stolen fell from Rs. 6,889 to Rs. 3,117, of which property worth Rs. 859 was recovered against Rs. 3,218 in the previous year.
- Criminal justice. 4. The number of persons brought to trial was 736, of whom 274 were convicted as against 788 and 337, respectively, in the previous year. Five cases involving 34 persons were pending at the close of the year. Five appeals were received, in all of which sentences were modified.
- Prisons. 5. The number of inmates in the three jails fell from 187 to 178, but the daily average rose from 31.4 to 42.0. The total cost also rose from Rs. 5,676 to Rs. 6,261.
- Civil justice. 6. Of 248 cases, 207 were disposed of as compared with 204 and 174, respectively, in the preceding year. Forty-one cases were pending at the close of the year. Four out of 6 appeals were decided.
- Registration. 7. The number of documents registered rose from 469 to 497 while the income fell from Rs. 2,209 to Rs. 2,129.
- Public works. 8. The expenditure incurred on public works fell from Rs. 3,51,529 to Rs. 2,80,413.
- Revenue and finance. 9. The gross income and expenditure of the three States were Rs. 22,16,529 and Rs. 21,41,546, respectively, as against Rs. 18,82,243 and Rs. 18,25,199 in the previous year.
- Vital statistics. 10. The number of births and deaths fell from 3,859 and 17,349 to 3,043 and 6,273, respectively.
- Medical relief. 11. At the 9 dispensaries in the three States 72,972 patients were treated as against 86,433. The expenditure increased from Rs. 39,169 to Rs. 42,482. But the average daily attendance fell from 610 to 586. There were 79 lepers in the leper asylum at Dharampur. The cost of maintaining the asylum fell from Rs. 5,225 to Rs. 2,376. The seven vaccinators performed 4,394 operations, of which 4,303 were successful. The expenditure on vaccination was Rs. 4,651.
- Education. 12. The number of schools was the same as last year, viz., 64. The number of pupils fell slightly from 3,868 to 3,814. Expenditure rose from Rs. 45,461 to Rs. 49,842.
- Municipalities. 13. Dharampur and Nani Vahial in the Dharampur State and Bansda town in the Bansda State have municipalities. There is no municipality in Sachin.

2.—THE DANGS.

Area—999 square miles ; Population (1911) 29,353 ; Gross revenue based on five years average—Rs. 28,417.

- General. 1. The country is divided into 14 States of unequal area, each under the nominal rule of a Bhil Chief known as Raja, Naik, Pradhan or Powar.
- Season and crops. 2. The rainfall at Ahwa was 69 inches and 94 cents. The exceptionally heavy rainfall in January greatly spoiled the harvested crop. Field rats and pig damaged the groundnut crop.
- Criminal justice. 3. The number of cases tried rose from 49 to 52, of which 45 were under the Indian Penal Code.
- Public works. 4. The amount spent on the construction of new roads, including repairs, was Rs. 17,039 and that on buildings, including walls, was Rs. 9,573.
- Revenue. 5. Revenue collections increased from Rs. 6,162 to Rs. 6,860. Excise duty realized Rs. 24,389 as against Rs. 24,797 in the previous year.

6. The numbers of out-door and in-door patients treated at the Ahwa dispensary were, respectively, 4,295 and 23 as against 2,801 and 34 in the previous year. Vaccinations numbered 830 against 660 in the previous year.

TRIBUTARY STATES.
Dangs, Surgána
and Jawhár.
Medical relief.

7. There was no progress in education during the year under report as all schools were closed for many months on account of sickness among teachers and children. The average number of children on the roll at various schools was 177 as against 286 in the previous year. The American Missionaries continued to do the same admirable educational work as hitherto.

Education.

III.—NORTH KONKAN.

1.—SURGA'NA.

Ruling Chief—Prataprav Deshmukh; *Residence*—Surgána; *Caste*—Hindu, Kunbi; *Age*—39 years; *Educated in* the Surgána State School; *Has male heirs*.

Area—360 square miles; *Population* (1911)—15,180; *Gross revenue based on five years' average*—Rs. 35,948; *Tribute to British Government*—Nil; *Principal articles of production*—Rice, nágli and timber.

1. The State contains 61 villages, of which 46 are khálsa and 15 alienated. General.

2. The rainfall was 85.16 inches as against 44 inches during the preceding year. The crops were good. The cattle were in good condition, and fodder and water-supply were also plentiful. The prices of grain, cloth and other necessaries remained at the same level as in the famine year. Season and crops.

3. There was no change in the total strength of the police, viz., 20. Police.

4. Of 93 persons brought to trial during the year, 52 were convicted, 23 were acquitted, 2 were discharged without trial and the cases of 16 were pending at the close of the year. No appeals were filed. Criminal justice.

5. There is only one prison at Surgána, to which 7 persons were admitted during the year, while 7 were undergoing imprisonment at the beginning of the year. The daily average number of prisoners was 6 and the expenditure Rs. 745. Prisons.

6. The Deshmukh exercises the powers of a civil court and disposed of 13 cases as against 43 in the preceding year. Civil Justice.

7. The total gross revenue was Rs. 40,267 as against Rs. 35,998 in the preceding year. The total expenditure was Rs. 36,826 as against Rs. 30,473 in the preceding year. Revenue and finance.

8. The births and deaths registered during the year were 156 and 41, respectively, as against 220 and 2,450 in the preceding year. Vital statistics.

9. There is one dispensary on which the expenditure was Rs. 374 as against Rs. 612 in 1918-19. The State employed a vaccinator for three months, who vaccinated 542 children as against 317 in the preceding year. Medical relief.

10. There are two primary schools, one at Surgána and the other at Umarthan. The attendance fell from 40 to 22 at Surgána. The school at Umarthan was temporarily closed from 1st July 1919. The cost was Rs. 371 as against Rs. 508 in the preceding year. Education.

2.—JAWHA'R.

Ruling Chief—Rája Vikramshah Patangshah; *Caste*—Koli; *Age*—34 years; *Has male heir*.

Area—310 square miles; *Population* (1911)—53,489; *Gross revenue based on five years' average*—Rs. 3,78,625; *Tribute to British Government*—Nil; *Military force*—Nil; *Principal articles of production*—Rice, nágli and timber.

1. The State is administered, under the supervision of the Collector of Thána as Political Agent, by the Rája, assisted by a Kárbhári. General.

2. The rainfall was timely and sufficient, crops good and season prosperous. Season and crops.

3. The total cost of the police increased from Rs. 9,695 to Rs. 11,729. Cognizance was taken of 76 offences and 81 arrests were made. Fifty-nine were convicted and 4 were discharged. The value of property stolen and recovered was Rs. 3,814 and Rs. 1,045, respectively. Police.

Prison.

4. Of the 274 offenders dealt with in 150 cases, 102 were convicted, 158 were discharged or acquitted, 1 died during trial and 13 remained under trial at the close of the year. There were no appeals except the one pending from the preceding year.

Civil justice.

5. There were 42 admissions. The daily average was 9.9 and the total expenditure Rs. 632.

Registration.

6. Out of the total of 83 suits, 76 were disposed of. There were 5 appeals, of which two were decided.

Forests.

7. The number of documents presented for registration was 188, of which 187 were registered and one was refused. The fees realized amounted to Rs. 368 as against Rs. 453 in the previous year.

Public works.

8. Forest revenue rose from Rs. 1,49,024 to Rs. 2,25,840. The increase was due to the high prices obtained in the sales of forest coupes. The total forest expenditure rose from Rs. 9,169 to Rs. 14,150. The increase was due to increase of salaries, fire-tracing, and construction of a forest road and two forest stations for beat and round guards. The area burnt by fire was 106 acres as against 45 in the preceding year, and the damage amounted to Rs. 50.

Revenue and finance.

9. The expenditure was Rs. 82,652. Out of this Rs. 9,547 were spent on roads, Rs. 10,486 on buildings, Rs. 11,195 on water-works, Rs. 29,381 for purchase of a bungalow, Rs. 17,600 on Radhasagar, and the rest on a famine relief work opened in the preceding year and on salaries of servants.

Vital statistics.

10. The gross revenue increased from Rs. 4,34,997 to Rs. 6,06,664 and gross expenditure from Rs. 2,46,055 to Rs. 3,68,486. The increase in receipts was due to the collection of the preceding year's arrears of land-revenue and half of the increased assessments in Karyat-Haveli Mahál according to the revision survey, the receipt of past three years' abkari assessment from the a state building, government, the high prices fetched in the sales of forest coupes, collection of advances, deposits and tagai. + the sale

Medical relief.

11. The birth and death ratios per mille of population were 16.50 and 49.2, respectively, as against 25.31 and 105.42 of the preceding year.

Education.

12. The number of patients at the two dispensaries was 4,664, a decrease of 175. The expenditure, including the cost of vaccination, was Rs. 4,434. The number of vaccinations decreased from 1,485 to 1,115.

Municipality.

13. The number of schools fell from 19 to 18. The English school started as an experiment in the preceding year had to be closed for want of pupils. The number of pupils (of other schools) rose from 596 to 606 and the average daily attendance from 294 to 322.

14. The receipts and expenditure amounted to Rs. 2,884 and Rs. 2,613, respectively, as against Rs. 1,682 and Rs. 1,087.

IV.—SOUTH KONKAN.

1.—JANJIRA.

Ruling Chief—His Highness Nawab Sidi Sir Ahmed Khan Sidi Ibrahim Khan, G.C.I.E.; *Residence*—Murud Janjira; *Caste*—Habsi, Sunni Mahomedan; *Age*—58 years; *Educated at the Rajkumar College, Rajkot; His male heir.*

Area—377 square miles; *Population (1911)*—1,01,090; *Gross revenue based on five years' average*—Rs. 6,70,000 (approximately); *Military force*—238; *Articles of production*—Rice, nagli, cocconut, betelnut, timber, myrabolan, fish, bajri, jowari, cotton, hemp and sesamum. Jafarabad in Kathiawar is a dependency of the State.

General.

1. The State proper and the dependency, Jafarabad, are administered by the Nawab Saheb, the Collector of Kolaba being political Agent for the State and Jafarabad being within the limits of the Kathiawar Agency. The statistical information in this summary contains gross figures for the State and the dependency.

Chief events.

2. His Highness ordered a dharmshala to be built at Murud at a cost about Rs. 20,000 as a peace memorial. The foundation stone was laid on 1/

December 1919. His Highness contributed Rs. 8,000 towards the expenses of the Afghan War and gave a donation of Rs. 14,000 for two motor lorries for the convenience of sick soldiers. His Highness contributed Rs. 2,500 towards the Imperial Indian War Relief Fund, sent two pearls valued at about Rs. 1,100 to Her Excellency Lady Lloyd's Children's Welfare Fund, Bombay, and Rs. 1,000 to Her Excellency Lady Chelmsford's similar fund for India. He also contributed Rs. 1,000 towards the Kathiawar Famine Fund.

3. The rainfall was plentiful and well distributed. In Jafarabad it was above the normal. The monsoon crops were excellent, their outturn varying from 12 to 16 annas. The yield of cocoanut and betelnut was however below the average. Season and crops.

4. The total strength of the force remained unchanged, *viz.*, 188, but the total cost rose slightly from Rs. 26,218 to Rs. 26,907. The value of property reported as stolen rose considerably from Rs. 4,833 to Rs. 20,847, of which Rs. 14,000 were attributed to a single dacoity in Jafarabad. The dacoits have been traced but are evading arrest and no property has yet been recovered. Recoveries in other cases amounted to Rs. 4,699 against Rs. 1,687 in the previous year. The total number of cognizable and non-cognizable cases dealt with by the police rose in the State proper from 112 to 123 and in the dependency from 54 to 87. There were seven dacoities in Jafarabad by bands from the neighbouring Junagad State, and special measures were taken in conjunction with the Junagad police to patrol the villages. Six temporary police were engaged in Jafarabad for this purpose. Police

5. The number of cases disposed of was 173 involving 404 persons. Of the persons apprehended, 80 were convicted. There were 4 appeals, all of which were decided. Criminal justice.

6. The total number of prisoners undergoing sentences was 74 as in the previous year. The total cost of the jails was Rs. 3,565 as against Rs. 3,495. Prisons.

7. The number of suits for disposal rose from 573 to 634, of which 514 were disposed of. There were 45 appeals, of which 40 were disposed of. Civil justice.

8. The total number of documents presented for registration was 1,689 against 1,218 in the previous year. The total receipts and expenditure were Rs. 6,719 and Rs. 596 as against Rs. 4,382 and Rs. 605, respectively. Registration.

9. Receipts fell from Rs. 1,61,463 to Rs. 1,25,184 while expenditure rose slightly from Rs. 11,711 to Rs. 11,788. Of the 145 forest offences, 75 were detected and all were compounded departmentally except one in which the offenders persisted in illegally cutting trees and were prosecuted and sentenced to pay a fine. Forests

10. The total expenditure amounted to Rs. 63,178 as against Rs. 63,570. Rs. 16,485 were spent on communications, Rs. 30,892 on public buildings, Rs. 1,918 on water supply and the rest for establishment, repairs to salt marsh lands owned by the State and other miscellaneous works. Public works.

11. The total receipts and expenditure fell from Rs. 8,66,630 and Rs. 8,97,492 to Rs. 8,60,291 and Rs. 8,96,020, respectively. Revenue and finance.

12. The value of import trade fell from Rs. 21,00,534 to Rs. 20,66,837 while that of export trade rose from Rs. 10,06,790 to Rs. 14,63,676, the fluctuations being due principally to the removal of customs duty at Jafarabad. Trade and manufac-
ture.

13. Receipts and expenditure again fell from Rs. 27,972 and Rs. 10,657 to Rs. 22,228 and Rs. 10,267, respectively. Customs.

14. The gross revenue increased from Rs. 1,49,742 to Rs. 1,51,292, while the expenditure decreased from Rs. 43,033 to Rs. 26,150. Abkari.

15. The births and deaths registered during the year numbered 2,824 and 3,700 as against 3,877 and 7,462, respectively. The heavy mortality of the previous year was due to severe influenza. Vital statistics.

16. The number of medical institutions was 8 as in the preceding year. The total cost of maintenance was Rs. 17,332 as against Rs. 14,665 in the previous year. Medical relief.

Chapter I. PHYSICAL AND POLITICAL.	17. The number of schools rose from 76 to 79 and that of the pupils from 3,732 to 3,925 of whom 582 were girls. The expenditure rose from Rs. 37,130 to Rs. 41,193, of which Rs. 3,028 were spent on professional and technical education.
Municipalities.	18. The three municipalities had an aggregate income and expenditure of Rs. 12,928 and Rs. 9,684 as against Rs. 12,543 and Rs. 10,628, respectively, in the preceding year.
2.—SA'VANTVA'DI.	
	<i>Ruling Chief</i> —Khem Savant Bhonsle <i>alias</i> Bāpu Sāheb Rāje Bahādūr Sar Desāi ; <i>Residence</i> —Sāvantvādi ; <i>Caste</i> —Marāthā, Hindu ; <i>Age</i> —22 years ; <i>Is unmarried</i> .
	<i>Area</i> —925 square miles ; <i>Population</i> (1911)—217,340 ; <i>Gross revenue based on five years' average</i> —Rs. 5,61,227 ; <i>Military force</i> —Nil ; <i>Principal articles of production</i> —Rice, nāchni, vari and cocconut ; <i>Manufactures</i> —Khuskhus, hosiery articles, gold-thread and beeile-wing embroidery, horn works, toys, lacquered ware, etc.
Season and crops.	1. The rainfall was 135·48 inches as against 119·99 in the preceding year. It was timely and sufficient throughout the State. The outturn of rice and nāchni was annas 12 in both cases as against annas 6 and 5, respectively, last year.
Police.	2. The strength of the police force was the same as last year, viz., 324 of all ranks, but its cost rose from Rs. 55,363 to Rs. 62,558. The number of persons sent up for trial in connection with 141 offences investigated was 91, of whom 78 were convicted. Property valued at Rs. 3,370 was reported as stolen, of which 73·61 per cent. was recovered as against 64·32 in 1918-19.
Criminal justice.	3. The ten criminal courts in the State dealt with 289 offences involving 473 persons. Of these, 152 or 56·09 were convicted and sentenced. Of the 16 appeals available for disposal, 13 were disposed of during the year and three remained pending at the close of the year.
Prison.	4. The number of prisoners confined in the State Jail was 61 and the daily average 11·90. The cost amounted to Rs. 2,835 as against Rs. 2,430 last year.
Civil justice.	5. Of the 3,029 suits for disposal, 2,390 were decided and 639 remained pending at the end of the year. Out of the 174 appeals before the first appellate court, 133 were decided. Out of the 67 second appeals, including 13 from last year, 46 were disposed of, leaving a balance of 21 undisposed of at the close of the year.
Registration.	6. Out of the 2,157 documents presented, 2,156 were registered, the value of the property affected being Rs. 6,03,263. The total fee realizations amounted to Rs. 4,529 and the expenditure to Rs. 1,654.
Forests.	7. The total area under forest was 34,856 acres. The receipts amounted to Rs. 63,885 and the expenditure to Rs. 20,421 as against Rs. 53,240 and Rs. 17,597, respectively, in the preceding year.
Public works.	8. The total expenditure on public works amounted to Rs. 88,788 as against Rs. 98,740.
Revenue and finance.	9. The receipts amounted to Rs. 6,16,247 as against Rs. 5,12,392 and the expenditure to Rs. 5,36,108 as against Rs. 5,61,706. The closing balance was Rs. 8,89,621, out of which Rs. 20,380 belonged to the State Provident Fund.
Local funds.	10. The receipts amounted to Rs. 72,739 as against Rs. 70,208 and the expenditure to Rs. 76,582 as against Rs. 71,888. The closing balance was Rs. 33,018.
Vital statistics.	11. The total number of births registered was 5,103 and that of deaths 6,031. The birth-rate gave a ratio of 23·4 and the death-rate 27·7 per mille as compared with 32·4 and 49·9 per mille, respectively.
Medical relief.	12. At the 8 medical institutions 33,123 patients were treated at a total cost of Rs. 19,620 as against 32,710 patients at a total cost of Rs. 21,535. During the year 5,130 persons were vaccinated as against 5,267 in the preceding year.
Education.	13. The total number of schools was 135 or 5 more than last year and that of pupils was 10,237 or 721 more in the preceding year. The increase in the number of schools as well as in pupils was chiefly due to the opening of 12 new schools in the different villages of the State during the year. The total cost of the department amounted to Rs. 60,251 as against Rs. 55,894.

6. There were 124 estates under the management of the Judicial Department. Management was assumed of 26 new wards and withdrawn from 16 during the year, leaving 134 wards under management at the close of the year. Wards under the management of the Revenue Department numbered 23 against 16 of the previous year.

7. The number of documents presented for registration increased from 7,249 to 9,023 and the value of property involved from Rs. 29,75,639 to Rs. 42,36,742. The fees realised also increased from Rs. 48,536 to Rs. 61,809. The cost of maintaining the department rose from Rs. 5,265 to Rs. 7,097.

8. The area under forest remained unchanged during the year, viz., 489 square miles. The total receipts rose from Rs. 24,442 to Rs. 30,949 but the expenditure fell from Rs. 91,462 to Rs. 45,525. The yield of hirda crop decreased from 12,880 khandis to 3,592 khandis and the revenue from its sale fell from Rs. 1,06,260 to Rs. 35,133. The abnormal decrease in the produce was due to the failure of the crop during the year.

9. The amount spent on public works during the year rose from Rs. 1,99,309 to Rs. 3,18,674, of which Rs. 1,25,500 were spent on repair works and Rs. 1,63,408 on original works. The apparently abnormal increase in expenditure is due to the fact that the accounts of the last two years were adjusted during the year under report.

10. The gross revenue of the year amounted to Rs. 93,70,250 against Rs. 86,43,514 and the gross expenditure amounted to Rs. 95,95,776 against Rs. 83,74,721. The closing balance was Rs. 6,46,488 against Rs. 8,38,002. The net receipts and expenditure during the year amounted to Rs. 74,66,711 and Rs. 76,58,224 against Rs. 72,78,461 and Rs. 69,97,383, respectively.

11. Births and deaths numbered 24,323 and 25,003 compared with 25,820 and 72,901, respectively, of the previous year. Influenza and plague epidemics were responsible for the abnormal rise in the number of deaths in the previous year.

12. There were one hospital and 17 dispensaries in the State including 1 homeopathic and 1 ayurvedic dispensary. The number of out-door patients fell from 1,43,188 to 1,36,841 while the cost rose from Rs. 54,843 to Rs. 66,735.

13. The number of schools fell from 330 to 310 but the number of pupils rose from 15,421 to 15,903. The cost of maintaining these schools also decreased from Rs. 1,77,237 to Rs. 1,72,975. The number of free and compulsory primary schools rose from 95 to 123 and the number of pupils attending them from 4,631 to 5,389. The expenditure increased from Rs. 5,986 to Rs. 12,859.

14. The number of municipalities in the State was the same as in the previous year, viz., 11. The first in importance is the city municipality in the capital. The income of this municipality rose from Rs. 1,60,300 to Rs. 2,12,677 and the expenditure from Rs. 1,65,199 to Rs. 1,85,216. The total revenue of the 10 district municipalities increased from Rs. 44,225 to Rs. 46,222 and the expenditure from Rs. 42,210 to Rs. 47,664.

2.—SOUTHERN MARÁTHA COUNTRY STATES.

1. The Southern Marátha Country Agency consists of the following States :—

Name of State...	Area in square miles.	Population according to the census of 1911.	Tribute to British Government.	Gross revenue based on five years' average.
			Rs.	Rs.
Sángli	1,112	227,146	1,35,000	11,70,964
Miraj (Senior)	342	80,281	12,558	3,57,839
Miraj (Junior)	196½	36,490	7,389	2,82,691
Kurundwad (Senior)	185	38,375	9,619	1,66,317
Kurundwad (Junior)	114	84,084	20,515	1,86,408
Jamkhandi	624	100,304	2,672	7,00,104
Mudhol	368	62,831	Nil	3,87,456
Rámárdurg	169	36,610	Nil	1,49,567
Total	3,010½	616,121	1,87,753	34,01,146

Chapter I.
PHYSICAL
AND
POLITICAL.

TRIBUTARY STATES.
Southern Maratha
Country States.
Chief events.

2. The Chief of Sāngli was appointed to the (honorary) rank of Lieutenant. A daughter was born to him during the year. Shrimant Soubhagyavati Yeshodabaisaheb, wife of the Chief of Kurundwad (Senior), died on the 11th December 1919. He married Shrimant Soubhagyavati Sitabaisaheb on the 15th February 1920. The elder son of the Chief of Mudhol died on 21st February 1920.

Season and crops.

3. The rainfall and consequent outturn of the crops were fair on the whole. There was a general scarcity of food-grains and fodder. The supply of water was sufficient.

Police.

4. The strength of the police was practically the same as in the previous year, viz., 1,621 against 1,620. The aggregate cost was Rs. 2,42,321 against Rs. 2,44,183. Six hundred and twenty-four offences were reported during the year against 558 of the previous year, and the number of persons arrested was 753 against 848 (including persons arrested during the previous year). The number sent for trial fell from 842 to 816, of whom 442 against 404 were convicted and 233 against 270 were acquitted or discharged. The value of property stolen and recovered during the year was Rs. 83,078 and Rs. 45,892 against Rs. 1,00,576 and Rs. 39,352, respectively. The percentage of recoveries to property stolen was 48·8 against 39·6.

Criminal justice.

5. The number of offences reported during the year was 1,718 against 1,599. The courts dealt with 4,651 persons, of whom 783 were discharged, 2,099 acquitted, 718 convicted, 90 committed or referred, 48 died or escaped and 913 remained awaiting trial at the end of the year. Of 114 criminal appeals 97 were disposed of during the year.

Prisons.

6. The number of jails and lock-ups remained the same as last year, viz., 27. The number of persons confined in them was 1,117 against 935. The total cost of jails and prisoners was Rs. 43,979 against Rs. 32,041. There were in all 4 deaths reported in the jails.

Civil justice.

7. The total number of suits for disposal was 5,504 against 5,716 of the previous year. Of these, 3,197 against 3,620 were disposed of, leaving 2,307 against 2,096 suits to be decided. Out of 3,440 applications for execution of decrees, 2,395 were disposed of, leaving a balance of 1,045 at the end of the year. The number of civil appeals for disposal was 742 against 702, of which 456 against 404 were disposed of.

Registration.

8. The number of documents registered during the year was 16,070 against 14,655. The amount realized from fees was Rs. 77,563 against Rs. 74,116 and the cost of the department amounted to Rs. 6,105 against Rs. 5,107 of the previous year.

Forests.

9. The total area under forest was 128,443 acres. The receipts and expenditure amounted to Rs. 55,587 and Rs. 20,462, respectively.

Public works.

10. The total outlay on works of public utility amounted to Rs. 3,98,326 against Rs. 3,95,119 in the previous year.

Revenue and finance.

11. The total receipts, including balance of the preceding year, amounted to Rs. 87,11,073 against Rs. 81,21,047 and expenditure to Rs. 37,66,992 against Rs. 39,19,069. The closing balance was Rs. 49,44,081 against Rs. 42,01,978.

Vital statistics.

12. The births and deaths numbered 17,794 and 15,683 compared with 17,742 and 27,049 of the previous year. The number of deaths due to plague was 123 against 905, and to cholera 104 against 65 in the previous year. The number of persons vaccinated during the year was 19,348 against 20,569.

Medical relief.

13. The number of dispensaries fell from 27 to 26. The patients treated numbered 155,880 against 201,075 at a cost of Rs. 73,931 against Rs. 76,245.

Education.

14. The number of schools rose from 426 to 428. The daily attendance was 17,570 against 15,948 of the previous year. The expenditure of the department was Rs. 2,32,318 against Rs. 1,94,144. The number of libraries rose from 39 to 40.

Municipalities.

15. The number of municipalities remained unchanged, viz., 30. The total receipts amounted to Rs. 2,75,956 against Rs. 2,54,770 and the expenditure to Rs. 1,53,375 against Rs. 1,35,691 of the previous year.

TRIBUTARY STATES.
*Southern Maratha
Country States.*

Chief events.

2. The Chief of Sāngli was appointed to the (honorary) rank of Lieutenant. A daughter was born to him during the year. Shrimant Soubhagyavati Yeshodabaisaheb, wife of the Chief of Kurundwad (Senior), died on the 11th December 1919. He married Shrimant Soubhagyavati Sitabaisaheb on the 15th February 1920. The elder son of the Chief of Mudhol died on 21st February 1920.

Season and crops.

3. The rainfall and consequent outturn of the crops were fair on the whole. There was a general scarcity of food-grains and fodder. The supply of water was sufficient.

Police.

4. The strength of the police was practically the same as in the previous year, viz., 1,621 against 1,620. The aggregate cost was Rs. 2,42,321 against Rs. 2,44,183. Six hundred and twenty-four offences were reported during the year against 558 of the previous year, and the number of persons arrested was 753 against 848 (including persons arrested during the previous year). The number sent for trial fell from 842 to 816, of whom 442 against 404 were convicted and 233 against 270 were acquitted or discharged. The value of property stolen and recovered during the year was Rs. 83,078 and Rs. 45,892 against Rs. 1,00,576 and Rs. 39,352, respectively. The percentage of recoveries to property stolen was 48·8 against 39·6.

Criminal justice.

5. The number of offences reported during the year was 1,718 against 1,599. The courts dealt with 4,651 persons, of whom 783 were discharged, 2,099 acquitted, 718 convicted, 90 committed or referred, 48 died or escaped and 913 remained awaiting trial at the end of the year. Of 114 criminal appeals 97 were disposed of during the year.

Prisons.

6. The number of jails and lock-ups remained the same as last year, viz., 27. The number of persons confined in them was 1,117 against 935. The total cost of jails and prisoners was Rs. 43,979 against Rs. 32,041. There were in all 4 deaths reported in the jails.

Civil justice.

7. The total number of suits for disposal was 5,504 against 5,716 of the previous year. Of these, 3,197 against 3,620 were disposed of, leaving 2,307 against 2,096 suits to be decided. Out of 3,440 applications for execution of decrees, 2,395 were disposed of, leaving a balance of 1,045 at the end of the year. The number of civil appeals for disposal was 742 against 702, of which 456 against 404 were disposed of.

Registration.

8. The number of documents registered during the year was 16,070 against 14,655. The amount realized from fees was Rs. 77,563 against Rs. 74,116 and the cost of the department amounted to Rs. 6,105 against Rs. 5,107 of the previous year.

Forests.

9. The total area under forest was 128,443 acres. The receipts and expenditure amounted to Rs. 55,587 and Rs. 20,462, respectively.

Public works.

10. The total outlay on works of public utility amounted to Rs. 3,98,326 against Rs. 3,95,119 in the previous year.

Revenue and finance.

11. The total receipts, including balance of the preceding year, amounted to Rs. 87,11,073 against Rs. 81,21,047 and expenditure to Rs. 37,66,992 against Rs. 39,19,069. The closing balance was Rs. 49,44,081 against Rs. 42,01,978.

Vital statistics.

12. The births and deaths numbered 17,794 and 15,683 compared with 17,742 and 27,049 of the previous year. The number of deaths due to plague was 123 against 905, and to cholera 104 against 65 in the previous year. The number of persons vaccinated during the year was 19,348 against 20,569.

Medical relief.

13. The number of dispensaries fell from 27 to 26. The patients treated numbered 155,880 against 201,075 at a cost of Rs. 73,931 against Rs. 76,245.

Education.

14. The number of schools rose from 426 to 428. The daily attendance was 17,570 against 15,948 of the previous year. The expenditure of the department was Rs. 2,32,318 against Rs. 1,94,144. The number of libraries rose from 39 to 40.

Municipalities.

15. The number of municipalities remained unchanged, viz., 30. The total receipts amounted to Rs. 2,75,956 against Rs. 2,54,770 and the expenditure to Rs. 1,53,375 against Rs. 1,35,691 of the previous year.

3.—SÁVANUR.

Ruling Chief—Captain Abdul Majid Khan, Dilerjung Bahadur, Nawáb of Sávanur; *Residence*—Sávanur and Dhárwár; *Castle*—Pathán, Mahomedan; *Age*—29 years; *Has male heir*.

Area—70 square miles; *Population* (1911)—17,909; *Gross revenue based on five years' average*—Rs. 1,34,123. *Principal articles of production*—Cotton, jowari, rice, wheat, betel-nut and betel leaves (*pan*); *Manufactures*—Coarse cloth and country blankets.

1. The Nawáb continues to enjoy the honour of being an Aide-de-Camp General. to His Excellency the Governor of Bombay.
2. The total rainfall during the year was 28·43 as against 19·75 of the Season and crops. preceding year. Though the total fall was above the average, it was not timely and equally distributed, with the result that the crops suffered to some extent.
3. The police force of the State consisted of 49 officers and men. The Police. percentage of convictions and recovery of stolen property was 88 and 56·1, respectively, as against 85·9 and 100 last year. No serious crime was committed during the year.
4. Out of the 95 persons brought to trial, 25 were convicted, 2 were Criminal justice. committed to the Court of Sessions and 67 were acquitted or discharged. The Third Class Magistrate tried 50 persons, of whom 35 were convicted and the rest were either acquitted or discharged. There were 14 persons for trial before the District Magistrate, of whom 10 were convicted and 4 were acquitted or discharged. Two persons were committed to the Court of Sessions, of whom one was convicted and the other acquitted. No appeals were preferred against the decisions of the First and Third Class Magistrates. There was one revision application against the order of the Magistrate of the First Class which was refused.
5. During the year 20 convicts and 16 under-trial prisoners were Prisons. admitted to the jails.
6. The number of suits on the file of the Civil Court, including those Civil justice. pending from the previous year, was 95. Of these, 73 were disposed of. There were 52 decrees for execution, of which 31 were disposed of. Three applications under the Guardian and Wards Act were received during the year. The Diván in exercise of the powers of a Mámlatdár under the Mámlatdárs' Court Act, received and disposed of one application. Of the 27 appeals, 16 were disposed of by the district court. The High Court disposed of 10 appeals.
7. The number of documents registered was 320 and their value Registration. Rs. 1,29,891.
8. The total expenditure on public works was Rs. 49,820 as against Public works. Rs. 47,488.
9. The opening balance was Rs. 2,69,135. The income and the expendi- Revenue and finance. ture amounted to Rs. 1,63,075 and Rs. 1,50,890, respectively. The year closed with a balance of Rs. 2,52,315.
10. The numbers of births and deaths were 601 and 525 as against 541 and Vital statistics. 1,485, respectively, in the previous year. The number of persons vaccinated was 812 as against 1,134 in the previous year. A few cases of plague and influenza occurred at Sávanur and in one or two State villages.
11. The numbers of out-door and in-door patients treated at the Sávanur Medical relief. dispensary were 8,236 and 12 as against 9,204 and 9, respectively, in the previous year.
12. The number of schools under the management of the State was the Education. same as last year, 18. The expenditure incurred by the State on education was Rs. 11,010 as against Rs. 11,655 in the previous year.
13. There is only one municipality at Sávanur. The opening balance Municipality. was Rs. 9,076. Income and expenditure were Rs. 10,941 and Rs. 8,469, respectively.

VII.—SIND.

KHAIRPUR.

Ruling Chief—His Highness Lieut.-Colonel Mir Sir Imambaksh Khan Talpur, G.C.I.E.; *Residence*—Kot Diji; *Caste*—Talpur, Baluch, Mahomedan; *Age*—60 years; *Educated* privately; *Has male issues*.

Area—6,050 square miles; *Population* (1911)—2,33,788; *Gross revenue based on five years' average*—Rs. 23,41,050; *Military force*—Imperial Service Troops 179, others 415; *Principal articles of production*—Fuller's earth, carbonate of soda, cotton, wool, grain, ghee, hides, tobacco and indigo; *Manufactures*—Cloth, leather, ivory work, metal work, cutlery, cotton, silk and woollen work, lacquered wood work, glazed pottery and carpets.

Chief events.

1. A son was born to Mir Allahdad Khan, son of His Highness' cousin, on 25th July 1920.

Season and crops.

2. The total area under cultivation during the year under report was 228,308 acres against 160,856 acres of the previous year, showing an increase of 67,452 acres.

Military.

3. The number of men in the State Infantry Battalion was 215. There were also 4 artillerymen. The Imperial Service Camel Corps escort comprises a fixed strength of 3 officers, 38 rank and file, 16 followers, 8 camelmen and 40 camels. The Transport Corps comprises 3 officers, 18 rank and file, 17 followers, 76 camelmen and 240 baggage camels.

Police.

4. The police force numbered 280 and the cost of establishment was Rs. 67,613 against Rs. 59,970 in the previous year. In 489 reported offences, 457 persons were arrested and sent for trial. The percentage of convictions was 67·83 as compared with 74·1 of the previous year. The value of stolen property was Rs. 26,485 as against Rs. 25,300. The percentage of recoveries was 43·49 as against 52·16.

Criminal justice.

5. In the 15 criminal courts, 814 offences were reported and 1,554 persons were tried. The percentage of convictions was 39·51 compared with 52·54 of the previous year. Criminal appeals numbered 29, of which 20 were rejected. In 1 case decision was upheld and in 2 modified, while 6 remained pending at the close of the year.

Prisons.

6. In the two jails at Khairpur and Kot Diji the inmates numbered 609, showing a decrease of 137. The cost of maintenance was Rs. 30,375 against Rs. 21,054 in the previous year. The total mortality in the jail of Khairpur was 8.

Civil justice.

7. The number of civil courts was 15, the same as last year. The number of civil suits filed was 1,038 against 1,251. Including arrears, there were 2,899 suits for disposal, of which 1,853 were decided during the year compared with 1,869 during the previous year. Out of 184 appeals, 131 were disposed of.

Registration.

8. The number of documents registered decreased from 925 to 782 and the amount of fees realized from Rs. 7,709 to Rs. 6,834.

Forests.

9. The forest revenue decreased from Rs. 23,018 to Rs. 15,371.

Public works.

10. The total amount spent on public works was Rs. 1,62,372 as against Rs. 1,93,579 in the previous year.

Revenue and finance.

11. The gross revenue of the State excluding jagirs was Rs. 18,57,476, showing an increase of Rs. 66,843. The expenditure amounted to Rs. 20,80,392, showing an increase of Rs. 2,18,974.

Medical relief.

12. There were 3 hospitals and 6 dispensaries in the State. The number of out-door patients treated was 139,846 against 150,913 in the previous year. The cost of maintenance of the institutions was 27,740 as against Rs. 30,754 in the previous year. The number of animals treated in the Sir Faiz Mahomed Veterinary Hospital at Khairpur was 15,627 against 13,809 in the previous year. Vaccination increased from 4,868 to 5,058.

Vital statistics.

13. The number of births was 1,198 against 740, while the number of deaths was 1,504 against 27,215 during the previous year. The birth and death-rates were 5·35 and 6·72, respectively.

Education.

14. The number of schools during the year under report was 122 and the number of pupils was 5,100. The daily average attendance was 3,242·6.

VIII.—ADEN.

For details see the Annual Report of the Aden Settlement for the year ending 31st March 1920.
Area (including Perim)—80 square miles; Population (1911)—46,155; Gross revenue based on five years' average—
Rs. 2,26,70,316.

1. Major-General Sir James Stewart, K.C.M.G., C.B., held charge of the Residency from the 1st to the 25th April 1919 and again from the 31st October 1919 to the end of the year. Brigadier-General L. N. Beatty, C.M.G., acted as Resident from the 26th April to the 28th August 1919. Lieut-Colonel C. H. B. Lees, C.M.G., acted from the 29th August to the 25th September and Major-General Sir W. S. Delamain, K.C.M.G., C.B., D.S.O., from the 26th September to the 30th October 1919. Personnel.

2. The total number of officers and men of the land police was 374, of whom 15 were mounted. Only 64 were literate. The expenditure on the force rose from Rs. 1,33,595 to Rs. 1,51,992, of which Rs. 1,06,668 were borne by Government, Rs. 28,800 by the Aden Settlement and Rs. 16,523 by the Port Trust. Out of 267 persons concerned in 416 offences and sent up for trial, 220 were convicted and 47 discharged. The percentage of convictions fell from 77.27 to 76.66. The value of property stolen increased from Rs. 15,265 to Rs. 30,460, of which property worth Rs. 7,702 was recovered. The conduct of the police was fair. Five were dismissed, 33 discharged, 3 reduced and 99 were otherwise punished. The strength of the harbour police was 61 men of all ranks. Six hundred and seventy-one persons were deported to Somaliland and to the interior of Arabia. Police.

3. The total number of offences reported to the magistracy was 754, including 1,249 persons, of whom 859 were convicted and 381 acquitted. The bulk of the offences were thefts, simple hurt and breaches of municipal and martial law regulations. The Sessions Court disposed of one case, resulting in conviction and three years' rigorous imprisonment. There were 7 appeals, in 3 of which the sentences passed by the courts were confirmed while in 4 the sentences were reduced. Of the 33 cases which came up for revision, the sentences were upheld in 21 cases and reduced in 4 cases. In 4 cases the lower courts' orders were set aside, in 2 cases the persons were released, 1 case was quashed and in 1 case the application was rejected as time-barred. Criminal justice.

4. The jail contained 486 male and 5 female prisoners as against 391 male and 6 female prisoners in the previous year. The daily average number of male prisoners was 79.0 and that of female prisoners 0.4. The expenditure increased from Rs. 22,234 to Rs. 26,443. The sale of articles manufactured in the jail realized Rs. 19,378 as against Rs. 15,769 in the preceding year. There was one death during the year. Nine prisoners were released on the remission mark system. Prisoners.

5. There were 2,044 suits for disposal, of which 2,026 were disposed of and 18 remained pending at the close of the year as against 1,639 and 13, respectively in the previous year. There were 202 applications for the execution of decrees valued at Rs. 1,63,944. They were all disposed of during the year. Thirty-three persons were committed to jail for non-payment of Rs. 17,922. There were 27 appeals and 48 applications for revision. The judgment of the lower court was upheld in 41 cases, varied in 5 and reversed in 3. Eight cases were remanded for re-trial, 1 was rejected as time-barred, 2 were withdrawn and 1 was settled. Fourteen appeals were pending at the close of the year. Civil justice.

6. The number of documents registered increased from 327 to 489 while their value decreased from Rs. 14,64,971 to Rs. 10,85,695. Receipts and expenditure amounted to Rs. 4,488 and Rs. 1,734 as against Rs. 3,858 and Rs. 2,048, respectively, in the preceding year. Registration.

7. The Executive Committee of the Aden Settlement performs all the functions of an Indian municipality. Receipts rose from Rs. 4,57,175 to Rs. 5,14,727 and expenditure from Rs. 3,65,788 to Rs. 4,28,298, leaving a surplus of Rs. 3,32,771. Municipality.

8. Expenditure on Imperial civil works fell from Rs. 58,932 to Rs. 5,389 while that on Provincial civil works rose from Rs. 69,090 to Rs. 1,73,142. Public works.

TRIBUTARY STATES.
*Aden and Condition
of the people.*
Revenue and finance.
Vital statistics.

9. Receipts fell from Rs. 3,23,92,012 to Rs. 2,54,11,822 and expenditure from Rs. 3,25,30,926 to Rs. 2,54,40,225. The closing balance was Rs. 3,30,538.

10. The total numbers of births and deaths were 921 and 2,058 as against 1,067 and 2,071, respectively, in the previous year.

Medical relief.

11. Besides the military hospitals attached to the Aden Field Force there are two hospitals and three dispensaries at Aden and a smallpox hospital at Maala with an aided dispensary. The Keith Falconer Mission Hospital remained closed during 1919 also. The total number of patients treated at the various medical institutions was 35,814. Vaccinations numbered 1,198.

Education.

12. In the five Government schools there were 450 pupils with an average daily attendance of 365·8. The expenditure rose from Rs. 30,261 to Rs. 34,494, of which Rs. 5,000 were contributed by the Aden Settlement. The number of private schools increased from 41 to 43 and that of pupils from 1,835 to 2,048. Of the 43 private schools 31 received grants-in-aid amounting to Rs. 13,445. There are two aided night schools, where 46 boys and 1 girl attended.

Miscellaneous.

13. Information concerning marine matters and the port trust will be found in Chapter III, concerning trade in Chapter IV, and concerning salt and excise in Chapter V of this report.

IX.—CONDITION OF THE PEOPLE.

With the return of normal monsoon condition there was a considerable improvement in the condition of the agriculturists, except in a few States. Remission of duty and other concessions were granted where they were found necessary. Owing to the favourable monsoon the supply of corn was sufficient. This enabled the agriculturists to pay their land revenue and *tagai* without difficulty. The labouring class, both skilled and unskilled, also thrived owing to the high rates of wages. Prices of food-grains rose with the advance in prices of all the necessaries of life. There was sufficient supply of fodder and water owing to the favourable season and the condition of the cattle was good. There was no epidemic of any serious character and the general health of the people was good.

CHAPTER II.

ADMINISTRATION OF THE LAND.

I.—SURVEYS.

1.—TOPOGRAPHICAL SURVEY.

During the year under report topographical survey operations were carried out in the Bijapur and Dhárwár districts.

2.—TIDAL OPERATIONS.

Tidal operations were continued at Karáchi and Bombay (Apollo Bandar and Prince's Dock). All the tidal observatories were inspected and the tide-gauges cleaned, adjusted and left in good working order.

3.—MAGNETIC SURVEY.

The magnetic observatories at Dehra Dun, Toungoo, Kodaikanal and Alibág were visited for the purpose of taking magnetic observations for the comparison of instruments.

4.—REVENUE SURVEY.

1. The permanent strength of the Gujarát field party is 10 surveyors. Two of these were deputed on city survey work, one was placed under the Assistant Settlement Officer, Ahmedabad, for settlement work and one was on sick leave throughout the year. The remaining 6 men did measurement of land relinquished by the Ahmedabad-Dholka Railway, measurement of land required for Nadiád-Kaira Railway, measurement of Jambusar-Dewan road, important measurement work in Kaira district, boundary verification in Surat and Jambusar and classification of villages of Chandana in Kaira and Vasodra in Ahmedabad. They measured 2,922½ acres in 2,000 survey numbers and classed 2,285 acres in 925 survey numbers, verified boundaries of 26 villages with villages of Baroda State and laid down 119 traverse stations for measurement of roads and railway lines. The survey of Kharághoda salt works was undertaken at the request of the Excise Commissioner. All the work has been completed and maps sent for printing. The cost of this survey was Rs. 887 which will be paid by the Excise Department. The village of Gadakpur in Panch Maháls was surveyed by 2 men on the minor triangulation system. Forty-three traverse stations were made and 135 survey numbers of 1,099 acres measured. Seventy-six days were taken for this survey. For the survey of the village Vasodra in Ahmedabad 2 men were sent for 64 days for traverse work. Sixty-eight theodolite stations were made. Four men then measured 385 survey numbers of 971 acres in 105 days. Classification of this village has also been completed, and settlement proposals are being framed. For the survey of village Charal in Ahmedabad 2 men did traverse work for 50 days and laid 50 traverse stations, after which four men measured 1,806 acres in 124 days. For the survey of village Ghoda in Viramgám traverse survey was completed by 2 men in 136 days, making 172 stations. In the village of Chandána in Mátar, riverain and bhatha lands were measured on a frame work of triangulated pillars. Only 7 theodolite stations were made on the side of the village where there was alluvion and diluvion. Four hundred and thirty-two survey numbers were classed. All this survey work was done on the minor triangulation system. It was tested by the Superintendent of Land Records and found satisfactory. Maps of completed villages are being prepared for printing. Measurement of roads and railway lines was done by field party surveyors on a frame work of triangulated pillars. Ten miles of Jambusar-Dewan road with 90 theodolite stations, 2½ miles of Tavra-Shukaltirth road with 20 theodolite stations and 9 miles of the proposed Kaira-Nadiád railway line with 90 theodolite stations were completely mapped. Out of the

Northern Division.

3 permanent surveyors of the Thána field party one was deputed on city survey work. The other two measured the salt lands at Bhándup and the lands to be acquired in the village of Dighe, verified the boundary on the Damán Frontier and did other important measurement work of 241 acres in 157 survey numbers and classified 216 acres in 55 survey numbers. The Central Record Office, Ahmedabad, showed much arrears in correction of survey records in the past years. The Superintendent of Land Records therefore after close scrutiny and test of the work revised the scale of output and redistributed the work among the staff and reviewed the work at frequent intervals. The result is that at the end of the year there were only 101 cases in hand to be disposed of. During the Superintendent's scrutiny it was found that many correspondences were returned on very trifling pretexts to other officers for supplying "further information." Last year the number of such correspondences returned was 3,280. A rigid curb was put upon this tendency and only those correspondences in which further information was genuinely necessary were returned. This year the number of such cases was only 433. The staff disposed of 1,030 correspondences of correction in survey records as against 841 in last year and 6,027 miscellaneous correspondences. One member of the staff was employed for about $9\frac{1}{2}$ months on comparing the abstracts of Village Form I with those of akarbands and setting right the discrepancies. This agreement between village and survey office records had been neglected since the survey many years ago: and it is a very important achievement to have worked out the agreement. In doing so many errors have necessarily been discovered and put right. This work has been completed for all the villages of the Gujarát districts except 47 for which further investigation is afoot. Rs. 1,272 were realized by the sale of maps and giving extracts from survey records. The Thána district survey office disposed of 285 correspondences relating to correction of survey records and 1,598 miscellaneous correspondences. The outturn of this office is poor: so steps have been taken by the Superintendent to fix a proper scale here also and to distribute the work properly among the staff. The quality of work of this office has improved appreciably as very few mistakes were observed in it. One surveyor from pôt hissa parties was employed in this office to correct the survey records due to pôt hissa survey. He disposed of 43 correspondences of 38 villages, leaving in hand 34 correspondences affecting 84 villages. One kárkun was also employed to correct the survey records of agricultural lands converted to non-agricultural purposes. He was on this work for 6 months and disposed of 39 correspondences of 25 villages, leaving in hand 28 correspondences of 9 villages. The work of tallying abstracts of Village Form I with those of akarbands has now been completed for Thána also. Rs. 1,222 were realized by the sale of maps and the supply of extracts from survey records.

Central Division.

2. The Central Division field party consisted of 15 surveyors and classers up to March 1920. From April 11 more hands were added to push on the survey of inám villages. Up to 15th November the party was employed on recess work of 4 inám villages—Kodit Budruk, Kodit Khurd, Chambli and Dive of Purandhar. Last year the first three villages were partially surveyed and classed while Dive was entirely surveyed on the minor triangulation system. Field work was commenced from 15th November 1919 and closed on 8th July 1920. Out of the 6 villages left incomplete last year, Pimpri and Nazre Karhe Pathar of Purandhar were completed on the partial system and Kumboshi, Ketkavale and Panawdi of Purandhar and Tathavde of Haveli were completed on the minor triangulation system. In addition Kolvihire of Pandharpur was completed this year on the partial system. The Superintendent of Land Records tested the field work of all these villages except Panawdi, inspected the bandharas and collected information for settlement purposes. The total cost of survey and classification of these 7 villages comes to about Rs. 14,495 excluding Rs. 1,542 for stones and Rs. 1,828 for labour charges which will be recovered from occupants. Rs. 1,998 will also be recovered as pôt hissa measurement fees. The cost to Government is 12 annas per acre or Rs. 12-7-0 per survey number which is not excessive looking to the 50 per cent. increase in pay of surveyors and clerks, in the shape of temporary and provisional allowance. Five more villages, Shiravali of Bhimthadi, Malsiras of Purandhar, Vadu

Khurd and Bakari of Haveli and Yeoti of Shrigonda, were taken up. Triangulation work was completed in all. Measurement has been completed in Shiravali and Málsiras is partly measured. One surveyor was deputed to examine the classification in Gulani and Pargaon of Khed. The field party measured 16,646 acres of 958 survey numbers consisting of 7,029 hissas in seven villages and laid down 800 pillars in 4 villages and classed 16,960 acres in 7,750 hissas of 857 survey numbers. The test by the head surveyor of measurement and classification work was fair. All the district survey offices in the Division were inspected in detail by the Superintendent of Land Records. These offices carried out their routine work. Owing to territorial changes in West Khándesh that district survey office had to re-arrange its records and prepare fresh lists of papers according to the newly constituted talukas. In East Khándesh the torn and damaged survey records are being repaired or re-written. The Násik district survey office was heavily worked on account of pôt hissa survey being carried out in the district. The pôt hissa survey brought to light many mistakes in the original survey. One clerk from the pôt hissa party has been attached to the Nasik district survey office for correcting these mistakes. He disposed of 306 correspondences during the year. Two special kárkuns were attached to the Násik district survey office for imposing the necessary chads when pátasthal assessment is abolished on land converted to motasthal, bágayat or dry-crop. Statements showing assessments on agricultural lands used for non-agricultural purposes were prepared for 5 talukas and sent to the special officer for revising non-agricultural assessment. Settlement statistics were also supplied to the pránt officer for preparing second revision settlement report of Peth taluka. In the Ahmednagar district survey office one clerk from pôt hissa survey party was engaged for disposal of extra work occasioned by pôt hissa survey operations in the district, such as issue of tippans and references in connection with mistakes found by pôt hissa surveyors in the original survey work. During 8 months he disposed of 79 correspondences and arranged pôt hissa records of 203 villages and disposed of other miscellaneous work. For 4 months he tallied the abstracts of Village Form I with those of akarbands. Survey papers found torn or damaged were repaired or re-written. In the Sátára district survey office 4 measurers were employed for correcting survey records due to reconstitution of several gadh (Hill Fortress) villages. Two clerks from pôt hissa survey party were employed in correcting mistakes found in the original survey work during pôt hissa survey. The work of tallying abstracts of Village Form I with those of akarbands was completed in the district survey offices of East and West Khándesh, Násik, Ahmednagar and Sholápur except one village. (In Poona and Sátára 76 and 20 villages, respectively, remain. The end of this important task is thus plainly in sight. The tab and pigeon-hole systems are now working well. Some defects were noticed at the time of inspection and were corrected and explained. This system assures a proper control over measurement, classification or correction work, and arrears can easily be watched and checked. The staff of the district survey offices, except Násik and Ahmednagar, now consists of the Head Quarter Assistant and Record Keeper. The post of Record Kárkun was abolished on introduction of Special Measurer Circle Inspectors scheme on the understanding that these Measurer Circle Inspectors would be able to help the district survey offices in correction work during 5 months of the rainy season. The Superintendent of Land Records reports that this expectation is not yet quite fulfilled. The Special Measurer Circle Inspectors were kept for a long time in the district for measurement work and were not available in the district survey offices for the whole rainy season (as applications for measurement have increased since the introduction of the new scale of fees for measurement work). The district survey office staff itself can do little correction work owing to other multifarious work. This staff is of very average abilities. The Superintendent of Land Records has now laid down a scale for all kinds of work to be done by the clerical staff and fixed the time for the Measurer Circle Inspectors to come to the district survey offices. This will enable him to see how much work can properly be done by the staff and whether any extra help is really necessary. Also after revision of pay of the staff a better class of recruits can be obtained but this will not make itself felt till the old hands retire or are removed. The District Inspectors will have to keep a rigid watch on the disposal of work. Some

years must elapse before we can accomplish much improvement in the personnel and work of this staff.

Southern Division.

3. At the beginning of the year the strength of the field party was 37 surveyors, 4 learners and 1 clerk. Most of them were placed on paid work, 12 on hissa survey, 12 on city survey, 5 on survey of Biwalkar Jághir in Panvel, 5 on hissa survey work in Konkan and then on survey of villages of Bávda State in Ratnágiri and 2 on measurement work in Dhárwár district. During the rainy season 3 surveyors were sent to Belgaum, 4 to Dhárwár and one to Kánara to clear off arrears in the district survey offices. Four surveyors were sent to Gadag city survey office for clearing arrears. During the fair season 3 field party surveyors measured 1,763 new hissass and disposed of 195 correspondences of ordinary measurement work in Belgaum and one surveyor and one temporary measurer measured 689 new hissass in 2 months. Two surveyors disposed of 93 measurement correspondences in Dhárwár. On completion of pót hissa survey in the Karnátic two parties of 14 men were put from 15th March 1920 on survey of inám villages in the Bijápur district. The villages of Tignibidri, Chondi and Hallur were completely measured by plane table based on minor triangulation, and classed also as settlement is to be introduced in them. Nagarhalli, Khad and Honganhalli were also completely measured in the same way and Mutat and Karjol were measured according to partial system as the old survey in these two villages was found serviceable. Karjol has been half done. Eighteen thousand three hundred and twelve acres in 1,295 survey numbers with 762 hissass were measured and 476 triangulated pillar stations were made. The expenditure on these 8 villages and classification of the first three was Rs. 4,216, i.e., annas $3\frac{3}{4}$ per acre or Rs. $3\frac{1}{4}$ per survey number. A large portion of the expenditure is to be recovered as pót hissa fees and charges for boundary marks and labour. The minor triangulation system was quite new to the surveyors and so the progress was slow. Still the expenditure is creditably low. Three surveyors under one head surveyor started the survey of Here Jághir villages in Belgaum from 20th April 1920. By the middle of May four temporary measurers were added for plane table work. Traverse work was finished in Kurtanwádi, Naganwádi, Jattewádi and Narewádi. The first village was completely measured by plane table and the second and third partly. Two hundred and eighty-five pillar stations were made and 101 survey numbers with 674 hissass measured. A party of 8 surveyors and one head surveyor took up the survey of Bávda Jághir villages in Ratnágiri from 1st December 1919. Traverse work was finished in Sávdá, Math, Talavde and Mur. Measurement by plane table was completed in the first three villages and Math was completely classified. One thousand and twenty two pillar stations were made and 1,809 hissass measured. The survey of Sardár Biwalkar's Jághir in Panvel which lapsed to Government was started by seven surveyors and one head surveyor from 1st December 1919 and closed by the middle of April pending decision of the Government of India on the memorial of the Sardár for restoration of the Jághir. Measurement and classification of 3 villages was completed and 366 survey numbers with 1,735 hissass were measured. Out of the 16 villages of the Jághir 12 have been completely measured and classed. The Superintendent of Land Records inspected all the district survey offices of his division. All the offices are reported to have worked satisfactorily. Special arrangements were made to clear off arrears by deputing Special Measurer Circle Inspectors and field party surveyors for correcting survey records, etc. They opened the year with 1,023 correspondences in hand. Ten thousand three hundred and fifty-one correspondences were received during the year, and 10,603 correspondences were disposed of, leaving a balance of 771 correspondences. The correspondences in these offices are now being filed according to the A. B. C. D. lists. The tab and pigeon-hole system is working very satisfactorily. The work of tallying abstracts of Village Form I with those of akarbands has been finished for the whole division except in 25 villages.

Sind.

4. During the year one field survey party was sent for work in the Shahbandar táluca of the Karáchi district. The area measured by this party was 8,875 acres.

5.—CITY SURVEYS.

1. In Kalyán enquiry was completed and writing of property register and sanads is in progress. Proposals for sanctioning establishments and equipment for maintaining the city survey have been submitted. In Bhiwandi survey and enquiry are completed. In Umreth enquiry was completed. In Kapadvanj both survey and enquiry have been finished. Re-survey of Bulsár (first done in 1870) has been completed and enquiry is in progress. Survey of Ahmedabad was begun anew as records of the old survey were burnt in last year's disturbance. Traverse work was nearly finished and house measurement is progressing. In Broach the old city survey work is being reviewed by the maintenance staff. Five thousand six hundred properties in 11 sheets have been revised. The revision showed that most of the properties had so changed that tracing of the corrected sheets required skilled tracers who are not available at Broach. Endeavours are being made to send a good tracer from Poona. Maintenance of the survey in all cities formerly surveyed is going on satisfactorily. One surveyor reviewed the last two cities. At Bándra, Godhra and Thána the first cycle of review has been completed and the second cycle begun. Sanad fees, aggregating Rs. 6,050, remain to be recovered. Three village sites were surveyed along with the survey of the area of the suburbs of Ahmedabad. Six village sites in this area remain to be surveyed. The survey of 15 village sites of Surat and Broach surveyed formerly are being maintained properly by the talátis. Complaints have been made that the talátis of Surat are not being paid promptly the fees for recording mutations: it is being rectified.

Northern Division.

2. Enquiry work at Sátára, which had much prolonged owing to absence of house-owners, increase in the estimated number of properties and many tenures of land, was finished by end of May. Proposals for a maintenance establishment and equipment have been submitted to Government. Survey of Pandharpur and Amalner has been completed and enquiry in both towns is in progress. In Shirpur survey is in progress. The town of Bhagur was surveyed as it came under the proposed extended limits of Deoláli Cantonment. It was then proposed to apply a city survey. An enquiry officer has lately been appointed but enquiry has not yet been started. In Poona Suburban Municipal limits enquiry has been completed. It is found that a small area between the river, railway, boat club and District Judge's bungalow remained unsurveyed by oversight. This will be done soon and the property register completed. Revision of the city survey of Ahmednagar was taken in hand. Traverse and house measurement are in progress. Maintenance of cities formerly surveyed is going on satisfactorily. In Ahmednagar traverse stations were not demarcated during the survey. This is being done now. Second round of review is started at Jalgaon, Bársi and Dhulia. Government have sanctioned the city surveys of Shirpur, Vámbori, Dharangaon and Erandol which will be started on completion of those now in hand. A tracing office with two tracers has been opened in Poona under the Superintendent of Land Records. They traced the city survey sheets of Yeola, Broach, Byádgi and Kalyán. Sheets of Sátára, Sholápur and Poona Suburban area are in hand. The village sites of Sansari, Belatgávan, Vihitgaon, Vadner and Shingwabahula were completely surveyed along with the survey of villages coming under the survey of the environs of Deoláli Cantonment. The village site of Nandurbahula has been traversed. House measurement remains.

Central Division.

3. City surveys of Athni, Navalgund and Guledgudd were started. Traverse and house measurement have been completed in Navalgund and Guledgudd and enquiry has been commenced in the last city. In Athni traverse work has been completed and house measurement is in progress. The revision of the city survey of Dhárwár has been completed. Enquiry is in progress. Revision of Gadag and Hubli city surveys is in progress. Sanads have been prepared in Belgaum and Ránebennur and are in progress in Byádgi and Bágalkot. Fees for all these city surveys will be recovered shortly. Maintenance of cities recently surveyed is going on satisfactorily.

Southern Division.

4. The town survey of Garhi Yasin and the city survey of Sukkur were sanctioned during the year. The work at Garhi Yasin was practically

Sind.

completed in the beginning of June 1920. In all 2,294 properties were measured. The traverse work of the city of Sukkur was practically completed during the year. The number of properties measured was 950.

2.—Settlements.

1.—SURVEY SETTLEMENTS.

1.—Presidency proper.

Northern Division.

1. The officers who were appointed Assistant Settlement Officers for revising the settlements of Government villages and jamas of talukdari villages in Dholka, Dhandhuka, North and South Daskroi talukas could not submit their report on account of famine duty and their transfer afterwards on other duties. Arrangements have, however, been made to complete these reports. Arrangements are being made to revise the settlements of Virangam, Prantij, Modasa and Gogho.

Central Division.

2. Revision settlement proposals were sanctioned by Government for Khed, Amalner, Parola, Erandol, Nevasa, Rahuri, Shrigonda and Dhulia talukas; and revised rates were introduced. Akarbands were prepared for Amalner, Parola and Dhulia talukas and 2 inam villages of Tasgaon taluka and 1 of Wai taluka. Revision settlement reports of Peth, Janner, Malsiras, Bhusaval and Edlabad talukas are under consideration. The Superintendent of Land Records submitted settlement proposals for inam villages of Hatnur, Pachvad and Ambi. Proposals for Hatnur were sanctioned by Government. The rest are under consideration. Settlement reports for inam villages of Shingapur, Waghapur, Kumbharvalan, Supe Khurd and Ekhatpur were submitted by the Superintendent of Land Records. These have again been referred to him for reconsideration.

Southern Division.

3. Revision settlement proposals are being framed for Karjat taluka and Khalapur petha. Akarbands were prepared for Belgaum and Khanapur talukas. The Superintendent of Land Records submitted proposals for settlement of the village of Yedihalli which were sanctioned by Government. The new rates were introduced and akarbands prepared.

2.—Sind.

Revised irrigational settlements were introduced during 1919-20, in the Shikarpur taluka of the Sukkur district, in the Umarnot taluka of the Thar Parkar district, in the Jamrao tract of the Mirpurkhas, Jamesabad, Digri and Sanghar talukas of the Thar Parkar district and Sinjoro taluka of the Nawabshah district.

2.—ALIENATION SETTLEMENTS.

Information under this head is not given for this year under the orders of Government.

3.—Waste Lands.

The following table shows the variations in the area under cultivation in the past two years:—

District.	1918-19.			1919-20.		
	Total culturable area.	Occupied.	Balance culturable waste.	Total culturable area.	Occupied.	Balance culturable waste.
<i>Northern Division.</i>						
	Acres.	Acres.	Acres.	Acres.	Acres.	Acres.
Ahmedabad ...	1,537,171	1,406,716	130,455	1,544,927	1,417,871	127,056
Kaira ...	536,261	523,081	13,180	536,427	524,550	11,877
Panch Mahals ...	546,289	468,094	78,195	546,295	468,509	77,786
Broach ...	498,472	472,099	26,373	498,651	472,476	26,175
Surat ...	793,386	668,274	125,112	794,041	669,142	124,899
Thana ...	953,181	887,295	65,886	952,993	887,457	65,536
Total ...	4,864,760	4,425,559	439,201	4,873,334	4,440,005	433,329

District.	1918-19.			1919-20.		
	Total culturable area.	Occupied.	Balance culturable waste.	Total culturable area.	Occupied.	Balance culturable waste.
<i>Central Division.</i>	<i>Acres.</i>	<i>Acres.</i>	<i>Acres.</i>	<i>Acres.</i>	<i>Acres.</i>	<i>Acres.</i>
Ahmednagar ...	2,614,372	2,573,970	40,402	2,618,435	2,571,464	46,971
East Khandesh ...	1,971,487	1,804,953	66,535	1,871,779	1,805,342	66,437
West Khandesh ...	1,593,705	1,423,911	169,794	1,590,015	1,424,370	165,645
Nasik ...	2,556,609	2,492,777	73,833	2,556,130	2,482,053	74,077
Poona ...	1,927,429	1,913,171	14,258	1,927,548	1,913,125	14,423
Satara ...	1,426,938	1,402,209	24,729	1,427,306	1,403,772	23,534
Sholapur ...	2,369,312	2,355,939	13,373	2,372,152	2,358,580	13,572
Total ...	14,359,852	13,956,930	402,473	14,363,365	13,958,706	404,659
<i>Southern Division.</i>						
Belgaum ...	1,222,685	1,149,157	73,528	1,222,836	1,149,886	72,950
Bijapur ...	2,223,255	2,173,715	49,540	2,223,878	2,174,200	49,678
Dharwar ...	1,655,969	1,604,052	51,917	1,655,655	1,603,717	51,938
Kanara ...	383,105	338,884	44,221	383,111	338,899	44,212
Kolaba ...	745,864	722,811	23,053	745,784	722,810	22,974
Ratnagiri ...	1,610,047	1,600,879	9,168	1,609,519	1,600,229	9,290
Total ...	7,840,925	7,589,498	251,427	7,840,783	7,589,741	251,042
<i>Smd.</i>						
Hyderabad ...	2,020,955	1,060,687	940,268	2,024,021	1,094,751	929,270
Karachi ...	1,954,540	689,232	1,265,308	1,975,571	737,264	1,238,307
Larkana ...	2,071,440	1,174,978	896,462	2,077,550	1,201,807	875,543
Sukkur ...	1,621,987	747,232	874,755	1,622,895	778,965	843,930
Thar Parkar ...	4,127,212	2,172,652	1,954,560	4,129,522	2,259,408	1,870,114
Upper Sind Frontier ...	1,181,636	899,588	282,048	1,191,514	923,990	267,524
Nawabshah ...	1,600,506	1,178,267	422,239	1,609,562	1,189,924	419,638
Total ...	14,578,276	7,942,636	6,635,640	14,630,135	8,186,109	6,444,026

4.—Land Records.

1.—PRESIDENCY PROPER.

1. The Land Records staff was, as of recent years, assisted by large temporary parties of surveyors. In the Northern Division the measurement of sub-divisions was drawing to a close and so the staff was not so large as in the Central Division. In the Southern Division the measurement of sub-division was completed in the Karnatic districts and the staff disbanded. In the Konkan districts it is still going on and will take two or three years more. The Land Records staff supervised the preparation and maintenance of record of rights and carried out pôt hissa and city surveys and survey of inam villages on minor triangulation method both for settlement purposes and for preparation of record of rights, assisted in settlement work, and kept all survey records corrected up to date. It was also employed in the maintenance of pôt hissa and city surveys. It is worthy of note that the whole electoral system or at any rate the preparation of electoral rolls for land holders and for house occupiers rests on the work of the Land Records Department. Steps are being taken to put this branch and its work on a permanent and accurate footing.

2. No junior Civilian or Probationary Deputy Collector was due for survey training. No class was held in the Northern Division for training ordinary circle inspectors. Instead, classes were opened at Ahmedabad and Thana to train new men in pôt hissa survey work and to instruct Special Measurer Circle Inspectors and General Duty Circle Inspectors in theodolite work and survey of villages on the minor triangulation system. In the Central Division a class was opened at Satara consisting of 10 Measurer Circle Inspectors and probationers for upper branch of subordinate revenue service, three record keepers of district survey offices, one clerk from the office of the Superintendent of Land Records and 3 karkuns from Native States in the Southern Maratha Country. They were first given a theoretical course in survey and then put independently on survey work in some villages of Satara for measuring pôt hissas. They measured 1,456 actual pôt hissas which were tested by the Superintendent of Land Records. All did the survey work fairly.

well. Four men were examined in revenue matters all of whom passed. For the 1,756 hissas measured by the men of the class usual pôt hissa fees were charged from the occupants of the hissas and so the net cost to Government for training these 17 men was only Rs. 65. In the Southern Division a class was opened at Belgaum for three weeks for theoretical course and for three weeks the candidates did independent work. Twenty-three candidates and one circle inspector from Kurundwad State appeared when the class opened. Owing to illness and other reasons only 16 held out till the final examination of whom 14 passed; also the circle inspector from Kurundwad. The cost of the training was Rs. 561 which had to be borne wholly by Government as there were no new pôt hissas or original survey work which could be given to the candidates and for which survey fees could be charged. Rs. 45 were recovered from the Kurundwad State for training their circle inspector. As now all routine measurement is to be done by Special Measurer Circle Inspectors, the training of village accountants in survey has been finally abandoned. This will cost the public more: but with the watan system, all hope of getting disciplined work out of Village Officers or at least distasteful out-door work has to be abandoned: and the taxpayer pays more, as he does for most vested monopolies.

Record of Rights.

3. The re-writing of the record of rights had to be postponed in the following cases:—In all the villages of the Jhalod and Dohad talukas of the Panch Mahals district, in 86 villages of the Akola taluka of the Ahmednagar district, in all talukas and mahals of Junnar, Khed, Ambegaon and Dhond talukas of Poona district and in all villages of the Khed taluka of the Ratnagiri district pending measurement of sub-divisions; in all villages of the Hansot taluka of the Broach district owing to the work connected with the preparation of electoral rolls; in all villages of the Erandol taluka of East Khandesh district pending second revision settlement; in all villages of the Dindori taluka of the Nasik district pending preparation of irrigation record of rights; in all villages of the Belgaum and Khanapur talukas of the Belgaum district owing to the work connected with census and the preparation of electoral rolls; and in all villages of the Karmala, Pandharpur, Malsiras and Sholapur talukas of Sholapur district and in all villages of the Alibag, Mahad, Mangaon and Roha (part) talukas of the Kolaba district for other reasons. The progress of re-writing of the record of rights was as follows:—

District.	Taluka.	Villages.
Thana	Kalyan	Titvala and Dahezar Circles.
Do.	Murbad	82.
Do.	Bassein	Sopara and Manitpur Circles.
Do.	Mahim	Sopale and Boisar Circles.
Do.	Bhiwandi	46 villages of Bhiwandi Circle.
Do.	Do.	46 Do. Padgha Circle.
Do.	Do.	2 Do. Angaon Circle.
Kaira	Nadiad	All Narvadari villages,
Do.	Borsad	} Whole talukas.
Panch Mahals	Godhra	
Do.	Kalol	
Do.	Halol	} Land on Hunda tenure in Sarbhon and Puni.
Surat	Madha	
Sholapur	Madha	89 } Rough copy.
Do.	Sangola	75 } 5 Inam villages.
East Khandesh	Bhadgaon Peta	152.
Ahmednagar	Sangamner	71.
Do.	Akola	119 } Verification of mutation entries.
West Khandesh	Shirpur	116 }
Do.	Shahda	124 }
Do.	Taloda	124 }
Satara	Wai	84 } Preliminary work of rewriting.
Do.	Karad	85 }
Nasik	Niphad	4.
Belgaum	Gokak	Whole taluka.
Do.	Hukeri	Whole in progress.
Dharwar	Hangal	} Whole talukas.
Do.	Kod	
Ratnagiri	Malvan	Do.
Do.	Rajapur	12 villages.
Kolaba	Khalapur	93 Do.
Do.	Roha	28 Do.
Do.	Mahad	26 Khoti villages.

The Record of Rights was promulgated for the first time in one lapsed inam village of Malvan taluka. The Maxwell Inversion System introduced in Navalgund and Honavar talukas is reported to be working well and the Settlement Officer is confident that it will win acceptance as the best system. As the exemption from record of rights of surveyed city and village sites has now been cancelled, the Record of Rights Act is applied to all cities surveyed under section 131, Land Revenue Code, and the Record is prepared in the form of Property Register.

4. This work consists of (1) general measurement of all sub-divisions for the first time and (2) measurement of new sub-divisions that have been formed after the original measurement. The work is detailed below :—

In the Northern Division original measurement of sub-divisions was done in Matar and Mehmedabad talukas of Kaira by five parties and 72,201 hissas were measured in 117 villages. Thus the whole of Kaira district has been completed. The average outturn per day was 13·3 hissas. Considering that the men were new recruits freshly trained, the output was remarkably satisfactory. Average cost per hissa comes to 8·06 annas. Looking to the higher scale of pay we had to give, the average cost is astonishing. Next year the cost will be perhaps more. Four surveyors under a nimtandar were employed in surveying suburban villages of Ahmedabad together with survey of village sites. Field work in seven villages was completed. The plots measured in detail were 3,953 and 2,805 acres in 748 agricultural survey numbers and 4,297 acres in 840 non-agricultural numbers were measured. Office work of these villages is being done. Now only six village sites remain to be measured. Original work now remains to be done in Dohad and Jhalod talukas of Panch Mahals and the non-talukdari villages in Dholka, Sanand, Viramgam, Prantij, Modasa, Dhandhuka and Gogho talukas of Ahmedabad. This will require at least one fair season to complete. Pôt hissa survey fees amounting to Rs. 444 were recovered in Ahmedabad, Rs. 5,407 in Kaira and Rs. 23,470 in Panch Mahals. Rs. 12,461 in Ahmedabad and Rs. 1,217 in Panch Mahals remain to be recovered. The Ahmedabad figures include charges for surveying pôh hissas in the suburbs of Ahmedabad. The number of new hissas measured by Special Measurer Circle Inspectors in all the districts of Gujarat was 17,611. In Thana original pôh hissa survey was commenced from December by four parties under a survey mamlatdar and 30,533 sub-divisions were measured and 30,457 other entries in record of rights were examined in 95 villages. Average cost per hissa comes to annas 14 and 5 pies. The increase in the pay of surveyors and nimtandars has raised the cost. The average outturn per day was 7·75 hissas measured and 7·73 entries in record of rights tested. During the year recovery statements for Rs. 27,105 were issued. Fees recovered amounted to Rs. 27,910 including past arrears. Still Rs. 12,227 of past arrears are to be recovered. Original pôh hissa survey now remains to be done in three circles of Vada, three of Mokhada, four of Shahapur and two (88 villages) of Bhiwandi. Sufficient well-trained men are not available to push on this work. Every endeavour is being made to increase the staff. With the revised grades of salaries it will be possible to recruit more men and to expect more zeal for work. In Thana the field work is commenced from December and not from November as in other districts. Thus the parties lose one month's output. The survey mamlatdar has been asked to see whether work cannot be started in November in Thana as elsewhere. Three hundred and twelve new hissas were measured in Thana. In the Central Division at the end of last year there were 15 field parties and 3 head-quarter parties with a total strength of 207 men. Till about end of November these parties were engaged on distributing assessments on the sub-divisions measured in 1918-19 and preparing extracts of maps to be supplied to Kabjedars. For pushing on pôh hissa survey work, city surveys, and survey of inam villages, 40 recruits were trained at Poona and Satara. After the training and examination only 30 candidates were found suitable. Out of these 28 were added to different parties. Fourteen competent measurers were trained in theodolite work to push on the survey of inam villages on minor triangulation system. After examination only eight were found useful. At the opening of the fair season 17 parties of 164 measurers were sent out for field work and two parties were kept at head-quarters one at

Poona and one at Satara for clearing off arrears of recess work and for preparing extracts of maps to be supplied to kabjedars. One survey mamlatdar had eight parties under him to work in Satara and Javli talukas and another had nine parties to work in Akola and Igatpuri talukas. The former had also to supervise the two head-quarter parties. Owing to drafting of men on survey of inam villages and akarband work two parties were abolished, one from 1st April and one from 1st May 1920, and one party was deputed by orders of the Collector of Ahmednagar from April to middle of June 1920 to work under the Land Acquisition Officer. Thus 15 field parties and 2 head-quarter parties with 216 hands worked up to end of the year. These parties measured 1,42,095 hissas, distributed assessments over 1,62,807 hissas and prepared maps of 1,61,528 hissas for supplying to kabjedars. This year the outturn of field work is less, compared with last year, due to the fact that the parties had to work in hilly portions of Akola, Javli and Satara where plane table work presented some difficulties. Also half the number of men working in Javli taluka were attacked with malaria. New recruits gave half scale outturn. The work has improved in quality but not in quantity. Tests and inspection by nimtandars was adequate. The Superintendent of Land Records inspected all the parties. Rs. 590 were given as bonus for extra work. The pay of the measurers and nimtandars was revised. The average cost per hissa measured comes to $5\frac{1}{2}$ annas and for recess work $5\frac{1}{4}$ annas which is now cheaper than for any other Division except Gujarat. Original work now remains to be done in 2 talukas and 2 pethas of Poona, 6 talukas and 2 pethas of Satara, 4 talukas of Nasik and 2 talukas and 25 villages of Sholapur while the work of 2 talukas of Satara, and one taluka of Ahmednagar and one of Nasik is in hand. Besides, pôt hissas in 56 inam villages of Haveli and Purandhar talukas remain to be measured. Rs. 1,13,377 were recovered as pôt hissa fees during the year. Rs. 97,942 have yet to be recovered while demand statements are to be prepared for Rs. 73,139. In East Khandesh a special party of eight measurers under one nimtandar was maintained throughout the year for measuring new hissas. It measured 5,252 new hissas in 175 villages of Jalgaon and Jamner talukas. The average cost per hissa measured is $8\frac{1}{2}$ annas and for recess work $5\frac{1}{4}$ annas. In West Khandesh four Special Measurer Circle Inspectors measured 1,588 new hissas in 106 villages of Dhulia, Sindkheda, Nandurbar, Shahada, Shirpur and Sakri, and distributed assessments over 1,212 hissas of 78 villages in addition to other ordinary measurement work in the district. Cost of measuring hissas and other measurement work cannot be separated and so a fixed fee of annas 12 per hissa will be levied. This will clearly have to be raised to one rupee for next season. In Nasik three Special Measurer Circle Inspectors measured and distributed assessments over 826 new hissas in 20 villages of Sinnar. A fixed fee of Re. 1 per hissa will be levied. In Ahmednagar two men from hissa survey party measured 1,112 new hissas in 35 villages of Rahuri. Average cost per hissa comes to 5 annas. One man distributed assessments over 695 hissas of 18 villages of Kopergaon at an average cost of $5\frac{1}{4}$ annas per hissa. In Sholapur one man measured 736 new hissas in 52 villages of Sholapur at an average cost of 9 annas per hissa and two men distributed assessments over 324 hissas in 17 villages of Sholapur and Barsi at an average cost of $5\frac{1}{2}$ annas per hissa. In Poona four men measured 4,286 new hissas in 28 villages of Sirur at an average cost of 7 annas per hissa and two men distributed assessments over 1,362 hissas of 16 villages at an average cost of 4 annas. This year special hands were engaged to dispose of past arrears of measuring new hissas. In future this work will be entrusted to the Special Measurer Circle Inspectors in all districts. For measuring new hissas Rs. 3,983 have been recovered during the year and Rs. 2,547 remain to be recovered. Demand statements for Rs. 10,729 are yet to be prepared. For extension of the limits of Deolali cantonment the following 13 villages were surveyed on the minor triangulation system. (1) Bhagur, (2) Sansari, (3) Belatgavan, (4) Vihitgaon, (5) Vadner, (6) Shingvabahula, (7) Pimpalgaon Khamb, (8) Dadhegaon, (9) Nandurbahula, (10) Ambad Budruk, (11) Donwad, (12) Rahuri, (13) Nanegaon. The first eight villages and parts of Donwad and Nanegaon were triangulated and Bhagur and part of Sansari were measured by plane table last year. This year half of Nandurbahula including the village site and a part of Ambad Budruk were triangulated. Sixty-seven pillars were set up. Villages 2 to 7 have

been wholly measured by plane table except village sites and parts of villages 11 to 13 by chain and cross-staff. Four thousand nine hundred and sixty-eight hissas in 791 survey numbers and 534 entire survey numbers, 620 bungalows and 1,089 properties were measured. Recess work of 2,031 hissas and computation of 235 stations was done. The expenditure on the survey of these villages up to now is Rs. 13,698. The villages of Pangri, Bhavdi, Palu and Surkundi in Khed taluka of Poona were surveyed on minor triangulation system for preparing record of rights. Triangulation with 641 stations has been completed in all and Bhavdi and Pangri are completely measured and Palu half finished. Two thousand four hundred and forty-one hissas in 421 survey numbers and 189 entire survey numbers were measured. Recess work of 440 hissas and computations for 1,056 triangles was done. The cost up to now is Rs. 4,149. In the Southern Division from December 1919 two parties were working in Hukeri and five in Athni talukas. They measured 13,840 hissas at a cost of Rs. 3,966, i.e., annas 11 to 12 per hissa. This work in Karnatic has now come to an end. Rs. 68,379 have been recovered as survey fees, leaving Rs. 49,535 in arrears. In addition, demand statements for Rs. 59,944 were sent to talukas in April and May for recovery. In the Konkan 10 parties were working in Khed taluka of Ratnagiri under the survey mamlatdar. They measured 57,288 hissas, i.e., 10,500 more than last year. The country to be surveyed was very rugged, survey numbers irregularly shaped and each hissa contained many kinds of soils which had to be carefully plotted. Some surveyors were attacked by panthers and wild boars and one was killed by a snake. The work was often in waterless tracts, and was carried on under very great difficulties. So the work was difficult and the output (5·7 hissas a day) was low. This survey was done concurrently with checking of record of rights by talatis who fully co-operated with the measurers. The cost for field season is Rs. 26,848 and average cost per hissa of field work is $7\frac{1}{2}$ annas and $4\frac{1}{2}$ annas for recess work, making 12 annas per hissa. This is a marked improvement over last year's figures for which *much* credit is due to the survey mamlatdar who worked very enthusiastically and brought the work up to mark. Pôt hissa survey in Ratnagiri has come to an end, a few talukas in Kolaba remain. Rs. 8,822 were recovered in Ratnagiri and Rs. 1,949 in Kolaba, leaving a balance of Rs. 28,830 in Ratnagiri and Rs. 21,565 in Kolaba. Recoveries were not pressed in the villages where land revenue was suspended owing to famine. Demand statements for Rs. 28,812 were sent for Malvan taluka and for Rs. 23,460 for Pen, Nagothna and Mangaon talukas. All these statements have been assessed on hissas surveyed in groups according to size; Government bearing a small portion of the cost, i.e., Rs. 11,653 in Malvan, Rs. 2,898 in Mangaon and Rs. 875 in Pen and Nagothna. In Belgaum 3,484 new hissas were measured by three Special Measurer Circle Inspectors, helped by two field party surveyors for two months. In Dharwar two Special Measurer Circle Inspectors and two field party surveyors measured 9,974 new hissas. In Bijapur eight Measurer Circle Inspectors measured 5,899 new hissas. In Kolaba 1,248 new hissas and in Ratnagiri 1,176 new hissas were measured by Taluka Circle Inspectors. The Special Measurer Circle Inspectors had to measure new hissas in addition to ordinary measurement work in their districts.

2.—SIND.

1. Five mukhtyarkars came up for the four weeks survey class and all of them were granted the usual certificates. One mahalkari, three graduates and one munshi from the head Record Office were deputed for the survey course of three months. All of them were declared to have passed. Eleven candidates appeared at the survey examination held for untrained Tapadars. Five passed the test. The final examination of the Tapadars' Training School, Hyderabad, took place during the year. Of the 140 candidates who appeared at it, 115 passed the examination. Training classes.

2. During the year the record of rights was introduced in nine dehs of the Rohri taluka of the Sukkur district. The record of rights was promulgated in an unalienated portion of an inami deh in the Nawabshah district. The record was due for re-writing in the Rohri, Garhi Yasin, Sukkur and Shikarpur talukas of the Sukkur district, in Guni, Badin, Dero Mohbat and Tando Bago Record of Rights.

talukas of the Hyderabad district, in Nawabshah, Moro, Sakrand, Naushahro and Kandiaro talukas of the Nawabshah district, in Mirpur Sakro; Ghorabari talukas and newly surveyed 77 dehs of the Karachi taluka of the Karachi district and in Mirpur Khas, Jamesabad, Digri, Umarkot, Khipro and Sanghar talukas of the Thar Parkar district. The work has been actually carried out in Rohri (with the exception of one deh Kartar which was under water) and Garhi Yasin talukas of the Sukkur district and in the three talukas of the Karachi district. The re-writing was postponed in Sukkur taluka owing to non-observance of the preliminaries and formalities which are necessary before the re-writing is commenced; in Shikarpur, Sakrand and the six talukas of the Thar Parkar district owing to the fact that proposals for revision of settlement were under investigation; in Tando Bago, Nawabshah and Moro owing to the village establishment being busy with the preparation of electoral rolls; and in Naushahro and Kandiaro owing to the abnormally large number of heirship cases remaining undisposed of. In Guni, Badin and Dero Mohbat the re-writing has been commenced. The re-writing work in Hala and Hyderabad talukas of the Hyderabad district, in Sehwan, Dadu and Johi talukas of the Larkana district and in Sinjhoru taluka of the Nawabshah district referred to in the previous year's report was completed during the year under report.

Sub-division measurement.

3. The work of measuring fresh sub-divisions of survey numbers was, except in the Sukkur district, up to date and it was done by the village establishment as a part of their ordinary duty. The total number of cases in which acquisition of rights was not reported during the year was 2,156 and the fine imposed amounted roughly to Rs. 3,500.

5.—Wards' and other Estates.

For details see the Report of the Talukdari Settlement Officer, the Report on the Administration of Incumbered Estates in Sind and the Reports on the Administration of Minors' Estates and of the Estates under the management of the Court of Wards for 1919-20.

I.—ESTATES IN CHARGE OF THE TALUKDARI SETTLEMENT OFFICER.

Revenue administration.

1. The Talukdari Settlement Officer is responsible for the collection of *jama* and *takavi* of all talukdari estates in the Ahmedabad district and is also in revenue charge of them. The *jama* demand of the district including past arrears was Rs. 7,48,196, out of which Rs. 5,79,659 were recovered and Rs. 8,440 were written off, leaving a balance of Rs. 1,60,097 for future collection. The season being favourable, one half of the suspended revenue of last year, and in some cases the whole of that revenue, was recovered in addition to the current year's demand. The sum of Rs. 1,60,097 shown as balance represents chiefly the remaining half of the suspended revenue of last year, which under the rules could not be recovered this year. *Takavi* was granted to the extent of Rs. 1,96,224, while Rs. 5,87,885 were recovered during the year.

Classification of estates under management.

2. A list of all estates under the management of the Talukdari Settlement Officer is given below :—

Serial No.	Authority under which managed.	No. of estates.
1	Guardians and Wards Act	7
2	Civil Procedure Code, Schedule 3, paragraph 7	7
3	Civil Procedure Code, order 40, rule 5	5
4	Gujarat Talukdars' Act, section 26	1
5	Do. section 28	150
6	Land Revenue Code, section 144	26
7	For loan and <i>takavi</i> debts due to Government— (i) Formerly managed under Act VI of 1862 (ii) Others.	4 33
8	On behalf of creditors	3
9	Miscellaneous	1
	Total	237

Collection of revenue in managed estates.

3. The total rental demand of the estates under management, including arrears of past years, was Rs. 5,67,708, out of which Rs. 4,43,286 were collected, and Rs. 17,394 were written off, leaving a balance of Rs. 1,07,028 for future collection. The large balance is due to the previous year's suspended revenue, only one half of which was collected this year. The amount remitted includes

not only remissions of rents granted to tenants but also remissions and adjustments in the case of talukdars themselves on account of *gharkhed* or "home farm" lands given to them for maintenance, etc.

4. No appreciable progress was made during the year. There were 50 *darkhāsts* in the beginning of the year and 16 new were received during the course of it. Out of these, 15 were returned to the Courts, leaving 51 at the close of the year. Rs. 2,291 were paid to the judgment creditors. The balance of decretal debts at the end of the year was Rs. 1,25,167. Settlement and liquidation of debts.

5. Four estates originally taken under management under Act VI of 1862, though formally released by the operation of the clause limiting management to 20 years, still remained under management for the recovery of debts due to Government. The amount paid towards liquidation of debt out of these estates was Rs. 3,390. The amount due to Government at the end of the year was Rs. 57,985. None of these estates was released from management during the year. Estates attached under the old Incumbered Estates Act.

6. Permission to borrow money under section 31 of the Gujarāt Talukdars' Loans Act was granted to the extent of Rs. 36,122.

7. There were 8 partition suits in the beginning of the year. Five new suits were filed during the year. No suit was disposed of. Thirteen suits thus remained pending at the close of the year. Partition.

8. The preparation of the Settlement Registers in Viramgām taluka was taken in hand during the year and is expected to be finished before the beginning of the next fair season. The field work in the Limbdi villages of Dhandhuka taluka except in one village (Akru) was also completed during the year. The rest of the Dhandhuka taluka will be taken in hand later, and will be finished by the end of the year. The registers in Parāntij taluka and Modāsa mahāl will thus be left untouched. Proposals regarding these talukas have already been submitted. Survey and settlement.

9. There were 29 Kumārs receiving education at the talukdāri hostel at Dhandhuka at the beginning of the year. Ten new Kumārs were admitted and seven left during the year. There were thus 32 Kumārs in the hostel at the close of the year. Education.

10. The Commissioner, N. D., having been appointed Court of Wards in supersession of the Talukdāri Settlement Officer, the estates hitherto managed under the Court of Wards Act are now managed by the Collector as a delegate of the Court of Wards. They have therefore been excluded from this report. General.

2.—INCUMBERED ESTATES, SIND.

1. There was no estate under the management of a district officer during the year. Estates managed by district officers.

2. The number of estates under the Manager, Incumbered Estates in Sind, at the commencement of the year, was 211. Six new estates were taken under management and 51 released, leaving 166 at the close of the year. The balance at the credit of the estates at the beginning of the year was Rs. 74,022 to which receipts amounting to Rs. 7,17,490 were added. Out of the total of Rs. 7,91,512, Rs. 7,04,371 were spent, leaving a balance of Rs. 87,141 at the end of the year. The chief items of expenditure were Rs. 22,005 in liquidation of loans, Rs. 1,90,089 in liquidation of private debts, Rs. 4,288 for cultivation expenses, Rs. 1,88,626 for Government assessment, Rs. 74,475 for maintenance, Rs. 97,911 for miscellaneous expenses, Rs. 47,490 for management expenses for 1918-19. Rs. 58,400 were also paid in advance for management expenses for 1919-20 and Rs. 21,087 for refunds of produce. At the close of the year Rs. 5,425 were due to Government on account of *takāvi* loans and Rs. 39,166 on account of private loans. Estates under the Manager, Incumbered Estates.

3.—ESTATES MANAGED BY COLLECTORS.

Information under this head is not given for this year under the orders of Government.

6.—Revenue and Rent-paying Classes.

Information under this head is not given for this year under the orders of Government.

CHAPTER III.

PROTECTION.

For—

Legislative Authority

See—

General Administration Report for 1911-12, Part II, pages 115-118.

1.—Course of Legislation.

Acts passed.

1. In the period between the 1st April 1919 and 31st March 1920, five Acts were passed by the Legislative Council of the Governor of Bombay, and after receiving the assent of Their Excellencies the Governor and the Governor General were published in the *Bombay Government Gazette*.

The Acts were as follows :—

- (1) Act No. II of 1919 (an Act to amend certain enactments and to repeal certain other enactments) introduced as Bill No. X of 1918 on 25th October 1918, received the assent of the Governor General on 30th April 1919.
- (2) Act No. III of 1919 (an Act further to amend the Government Occupants (Sind) Act, 1899) introduced as Bill No. III of 1919 on 26th April 1919, received the assent of the Governor General on 1st August 1919.
- (3) Act No. IV of 1919 (an Act further to amend the Bombay Port Trust Act, 1879) introduced as Bill No. II of 1919 on 4th March 1919, received the assent of the Governor General on 4th August 1919.
- (4) Act No. V of 1919 (an Act further to amend the Bombay Local Boards Act, 1884) introduced as Bill No. V of 1919, received the assent of the Governor General on 8th August 1919.
- (5) Act No. VI of 1919 (an Act to amend the Bombay Prevention of Gambling Act, 1887) introduced as Bill No. IX of 1919 on 12th November 1919, received the assent of the Governor General on 10th January 1920.

2. The Bombay Repealing and Amending Act, 1919 (Bom. II of 1919) provided for certain modifications in various Acts of the legislature affecting the Bombay Presidency which have from time to time appeared to be desirable.

Under section 8 of the Government Occupants (Sind) Act, 1899, Government occupancies could not be attached or sold in execution of a decree of a court or in insolvency proceedings and could not be transferred or changed without the previous consent of the Commissioner in Sind. These restrictions made it difficult for co-operative societies in Sind to obtain loans from the Bombay Central Co-operative Bank or other sources at present available to them, for the liability of members of the societies, which forms the basis of the credit of the societies, could be enforced only against their moveable property. The object of the amending act (Act No. III of 1919) is to repeal the restrictions in question.

The Bombay Port Trust (Amendment) Act, 1919 (Bom. IV of 1919) made the requisite amendment in section 43 of the Bombay Port Trust Act, 1879, necessitated by the exchange of certain land in the possession of the G. I. P. Railway Company at Wari Bunder, with the sanction of the Government, for Port Trust land at Sewri Reclamation.

The Bombay Local Boards (Amendment) Act, 1919 (Bom. V of 1919) enabled local boards to pay the expenses incurred by a non-official member in travelling on the business of the boards. There was no provision in the Bombay Local Boards Act authorizing such payment which has become necessary in view of the recently adopted policy of Government in appointing non-official presidents of local boards and the consequent increase in the duties and responsibilities of non-official members.

The two main objects of the Bombay Prevention of Gambling (Amendment) Act, 1919, were—

- (1) to make it clear that betting offices, or, as they were popularly known, "bucket shops" were within the purview of the Bombay Prevention of Gambling Act, 1887, and
- (2) to suppress betting in streets and other public places. It had been brought to the notice of Government that a considerable increase in the number of such betting offices had recently taken place in Bombay and as such establishments facilitated unrestricted betting and exercised in all respects a deleterious influence, it was necessary to suppress them. As their suppression would inevitably have led to an increase in street betting, it was deemed advisable to declare the latter also illegal. The amendments to secure these two objects have been based on the amendments made in the corresponding Bengal Act IV of 1913.

3. Twelve bills were introduced in the Legislative Council during the Bills introduced. period under report. The bills were as follows :—

- (a) Bill No. III of 1919 (a Bill further to amend the Government Occupants (Sind) Act, 1899).
- (b) Bill No. IV of 1919 (a Bill to amend the law relating to the duty payable on tobacco and to the import, transport, retail sale and warehousing thereof in the City of Bombay).
- (c) Bill No. V of 1919 (a Bill further to amend the Local Boards Act, 1884).
- (d) Bill No. VI of 1919 (a Bill further to amend the Bombay District Municipal Act, 1901).
- (e) Bill No. VII of 1919 (a Bill further to amend the City of Bombay Municipal Act, 1888).
- (f) Bill No. VIII of 1919 (a Bill to amend the law relating to the regulation of public conveyances).
- (g) Bill No. IX of 1919 (a Bill further to amend the Bombay Prevention of Gambling Act, 1887).
- (h) Bill No. X of 1919 (a Bill further to amend the City of Bombay Police Act, 1902).
- (i) Bill No. XI of 1919 (a Bill to provide for the constitution of village panchayats).
- (j) Bill No. I of 1920 (a Bill to amend the Bombay Disqualification of Aliens Act, 1918).
- (k) Bill No. II of 1920 (a Bill further to amend the Bombay Land Revenue Code, 1879).
- (l) Bill No. III of 1920 (a Bill to amend the Bombay Cotton Contracts Control (War Provisions) Act, 1919).

4. Bills Nos. III, V and IX of 1919 have been mentioned under Acts passed as Acts Nos. III, V and VI of 1919 respectively.

Bill No. IV of 1919 introduced in the Legislative Council by publication in the *Bombay Government Gazette* on 2nd May 1919, was read for the first time and referred to a Select Committee on the 7th July 1919. The report of the Select Committee and the Bill as amended by them were published in the *Bombay Government Gazette* on the 15th August 1919 but the second and third readings had not been taken before the expiry of the period under report.

Bill No. XI of 1919, read for the first time, was referred to a Select Committee which reported on 19th February 1920. The Bill, however, was postponed at the meeting held on 13th March 1920.

Bill No. VI of 1919, Bill No. VII of 1919, Bill No. VIII of 1919 and Bill No. X of 1919, read for the first time at the meeting of the Legislative Council on 10th December 1919 and referred to Select Committees, were read for the second and third time on March 13th, 1920, while Bill No. I of 1920, Bill No. II of 1920 and Bill No. III of 1920 were also read three times at the March meeting of the Council. These Bills were not, however, published as Acts during the period under report.

Bill withdrawn.

5. During the period under report the Bill for the prevention of juvenile smoking, which was introduced by the Honourable Major C. Fernandes, M.D., F.C.P.S., I. M. S., a non-official additional member of the Legislative Council, was withdrawn by the mover with the permission of the Council.

Other work transacted.

6. Besides the above legislative work, the following work was transacted in the Council during the period mentioned :—

(1) Six hundred and forty-nine questions were put by the Honourable Members and answered by Government and 78 resolutions of general public interest were moved and discussed.

Out of these 78 resolutions, 22 were carried, 14 were lost, 30 were withdrawn, 9 were postponed, and 3 were not moved.

(2) The following resolutions were carried against Government at the meetings of the Legislative Council held on 20th September 1919 and 16th March 1920 :—

Resolution by the Honourable Mr. Purshotamdas Thakurdas, C.I.E., M.B.E.—

“ This Council recommends that His Excellency the Governor in Council be pleased to accelerate further the pace of construction of irrigation works in the Presidency by all such steps as may be necessary including—

(a) the provision of additional staff for the irrigation department ;

(b) the importation of labour from other Presidencies if necessary ;

(c) full advertisement of the irrigation programme for a certain number of years, in India and different parts of the world, in order to secure the employment of better class of contractors for construction of irrigation works from India and, if warranted, suitable contractors from abroad also ;

(d) the use of up-to-date machinery for excavation and speedier construction than hitherto.”

Resolution by the Honourable Mr. S. B. Upasani—

“ This Council recommends to His Excellency the Governor in Council that the system of taluka courts and of linked courts, where necessary, be extended to all the districts in the Presidency so that the ryots may not have to go beyond the limits of their revenue talukas for their civil litigation.”

2.—Police.

For details see the Annual Reports on the Bombay District Police and the Bombay City Police for the year 1919 and the tables under Police in Part VI of the Statistics of British India.

1.—MOFUSSIL, SIND AND RAILWAYS.

Strength and cost.

1. During the year 1919 the strength of the police, exclusive of the Dangs, fell from 27,779 to 26,333 due to the introduction of the revision scheme. The cost rose from Rs. 86,31,142 to Rs. 99,96,937.

Education.

2. The total number of educated officers and men increased from 13,081 to 13,923 and the percentage of actual strength from 56.42 to 58.69. There

was, however, a decrease of 3 in the number of educated petty officers and an increase of 845 in the number of men as compared with the figures for 1918. The increase in the number of educated men is satisfactory. The Central Division and Sind showed the greatest progress. Special efforts are being made to encourage literate recruits by the grant of literacy allowances and the opening of schools for the children of policemen.

3. In the Presidency proper, a total of 5,282 armed police, foot and mounted, went through the annual musketry course against 5,269 in 1918. The number who secured marksmen's badges was 2,015 as against 2,276 in 1918. In Sind the number of marksmen rose from 651 to 808. In the revolver shooting competition for officers, 414 inspectors, sub-inspectors and sergeants took part, of whom 85 were adjudged marksmen. Prizes to the value of Rs. 1,200 were awarded to the winners of different competitions. Musketry.

4. There was an increase of 233 in the number of officers and men punished departmentally and by the courts, the total number punished being 2,258 against 2,025 in 1918. The percentage of punishments to the actual strength of the force was 9·52 against 8·73 in 1918. Of the 2,258 punishments, 2,114 were inflicted departmentally and 144 by the courts as against 1,931 and 94, respectively, in the preceding year. Punishments.

5. Rewards by promotion, good service tickets and money grants numbered 13,663 against 14,551 in 1918. Special promotion by way of rewards stood at 15 against 28 in the preceding year. The percentage of officers and men rewarded to the actual force stood at 57·6 against 62·77 in 1918. Rewards.

6. The total number of cognizable and non-cognizable offences reported during the year was 126,334 against 109,867 in 1918—an increase of 16,467 cases under all classes. Taking Indian Penal Code and class VI (Miscellaneous) cases separately, both cognizable and non-cognizable, there was an increase of 9,787 under the former and an increase of 6,680 under the latter. Cognizable crime showed an increase of 8,609 and non-cognizable crime of 7,858. The figure of cognizable and non-cognizable crime for the year under report was the highest during the quinquennium while that for the year previous was the lowest. Reported crime.

7. The number of reported cognizable cases of all classes increased from 39,311 to 47,069. The record for 1919 exceeded any figure previously registered. The increase, amounting to 7,758, consisted of 7,293 cases under the Indian Penal Code and of 465 cases under class VI. Cognizable cases.

8. Inclusive of cases pending from the previous year, the total number of cases for disposal rose from 44,380 to 53,900. The number of cases in which the police refused investigation under section 157 (1) (b), Criminal Procedure Code, was 3,240 against 3,110 in 1918, leaving 50,660 cases for investigation against 41,270 in the preceding year. The percentage of cases dealt with under section 157 (1) (b), Criminal Procedure Code, was 6·01 as against 7 in 1918. Investigation of complaints.

9. The number of cases excluded as false or due to mistake of law or fact, was 9,469 as against 8,434 in 1918. The percentage of cases excluded to cases for disposal again showed an improvement, the percentage being 17·57 in 1919, 19·0 in 1918 and 21·60 in 1917. Excepting Sind where the percentage rose slightly, all the Divisions and railways share the improvement. Excluded cases.

10. Out of the excluded cases, 1,784 cases were classed as being maliciously false, against 1,496 in 1918 or an increase of 288 cases. Prosecutions were undertaken in 374 cases, of which 146 resulted in conviction, while 144 were pending at the end of the year. The percentage of prosecutions undertaken to the total number of maliciously false cases was 20·96 against 24·79 in 1918. False cases.

11. Coincident with the increase in the number of cognizable cases for disposal, there was an increase in pending cases from 6,453 to 7,244. The percentages of cases pending to cases for disposal decreased from 14·54 to 13·44. Pending cases.

True cases.

12. Eliminating "excluded" and "pending" cases, the number of real cognizable cases disposed of increased from 29,255 to 36,939. The increase of 7,684 cases was general and occurred mainly in the Central Division (2,574) and Presidency railways (2,370). An examination of the variations of crime under the several classes shows a considerable increase, namely, of 1,739 cases under class III (serious offences against person and property) and of 5,137 cases under class V (minor offences against property). Of the number of cases disposed of, those of murder, dacoities, robberies, house-breaking, thefts and receiving stolen property rose, respectively, by 37 to 377, by 176 to 403, by 149 to 507, by 1,347 to 10,583, by 4,511 to 17,567 and by 309 to 1,009.

Undetected cases.

13. Concurrently with the increase in the number of reported crimes and crimes for disposal, the number of undetected cases rose from 12,927 to 16,458. The increase was distributed over the entire Presidency and was most marked on the Presidency railways (1,968 cases), which were followed by the Central Division (722 cases), the Southern Division (237 cases) and Sind (224 cases).

Persons in police cases.

14. The total number of persons arrested by the police *suo motu* was 39,595 against 33,455 in 1918. Persons released without being brought to trial numbered 1,014 against 710 in 1918. Of the 47,066 persons for disposal, 37,536 were placed before the courts, of whom 24,367 were convicted, *i. e.*, 64.92 per cent. against 64.58 per cent. in 1918. The percentages for the Presidency proper and Sind were 68.82 and 54.02, respectively, against 68.41 and 55.15 in 1918. At the end of the year there were 7,440 persons awaiting trial against 7,356 in 1918.

Property stolen and recovered.

15. The value of property reported as stolen in connection with cognizable crime was Rs. 35,20,384 as against Rs. 20,85,708 in 1918 and the value of property recovered was Rs. 9,37,605 as against Rs. 7,06,691 in 1918. The number of cases in which property was recovered rose from 10,703 to 13,332, while the percentage fell from 55.02 to 51.91.

Criminal Investigation Department.

16. The number of inquiries undertaken during the year in the Presidency proper rose from 106 to 163, of which 135 were criminal. The Sind Criminal Investigation Department investigated 31 criminal cases.

Finger Print Bureau.

17. At the beginning of the year there were 100,833 finger impression slips on record in the Presidency proper. During the year 11,418 new slips were added and 3,158 were destroyed, leaving 109,093 slips at the end of the year. In 3,077 out of 24,672 references the antecedents of accused persons were traced as against 2,305 out of 20,393 in the preceding year. In the Sind Bureau the number of slips rose from 55,828 to 59,181. The number of references in Sind rose from 7,157 to 9,048 and the number traced from 1,649 to 2,254.

Miscellaneous.

18. In addition to their duties directly pertaining to the prevention and detection of crime, the police carried out as usual a large amount of miscellaneous work in connection with the serving of summonses and warrants, the licensing and control of public conveyances, inquiries into accidents, fires, suicides and suspicious or unnatural deaths, and the guarding and escort of prisoners and treasure.

2.—RURAL POLICE.

The number of cases in which the village police rendered special assistance was 711 against 648 in 1918. Their services were recognized in 97 cases by the grant of good service tickets and by the grant of rewards amounting to Rs. 5,401 against Rs. 3,659 in 1918. On the other hand 370 village police were reported against for neglect of duty against 327 in 1918. Of the former, 48 who were concerned in the commission of crime, were prosecuted with the result that 28 were convicted. There are no village police in Sind.

3.—ADDITIONAL POLICE.

Temporary police consisting of a total of 317 officers and men were entertained for additional police establishments, plague, famine and other miscellaneous duties.

4.—BOMBAY CITY POLICE.

1. Excluding the Commissioner, three Deputy Commissioners and ten Superintendents, the sanctioned strength of the police was increased during the year by 22 officers and 441 men to 193 officers and 3,514 men. The actual strength, however, was 186 officers and 3,078 men. The total cost of the force rose from Rs. 17,44,174 to Rs. 21,49,553. Establishments.
2. During the year 157 officers and men were punished departmentally and 11 judicially, while 25 were dismissed, the corresponding figures for the preceding year being 93, 9 and 17. Rewards were given in 1,909 cases and 26 promotions were made. Admissions into the police hospital totalled 6,476 as compared with 5,260 in 1918, the daily average on the sick list rising from 71.2 to 89.6 in the case of Indian constabulary and from 0.15 to 0.42 in the case of European police. Conduct and health.
3. There were 130 resignations, 29 discharges, 25 dismissals, 78 deaths and 59 retirements on pension or gratuity. Large numbers of men who were demobilized from Marátha regiments were recruited for the police. Casualties and recruiting.
4. Exclusive of European officers, the number of officers able to read and write stood at 89, of whom 67 were literate in English. Literate head constables and constables numbered 1,074, of whom 148 had a knowledge of English. The number of recruits attending the Recruits' Training School at the beginning and end of the year was 127 and 118, respectively. It has been found necessary to add materially to the number of classes according to the number of recruits admitted and passed out and the school is a proved success; a new and important addition was made to it by the formation of a class for writer head constables. Education.
5. The number of cognizable cases reported to the police during the year increased from 64,204 to 67,110. Out of 66,518 cases classified as true, 59,720 or 89.78 per cent. resulted in convictions. Cognizable offences.
6. Including 52 cases pending from the previous year, non-cognizable cases reported direct to the magistracy rose in number from 15,331 to 16,475, of which 6,169 ended in convictions as against 5,998. Non-cognizable offences.
7. At the close of the year the number of undetected cases was 4,591 against 3,415. Undetected cases.
8. The value of property stolen rose from twelve crores of rupees to over twenty and the percentage of recoveries from 30.24 to 36.41. Property stolen and recovered.
9. The Department dealt with 192 criminal cases, besides scrutinizing plays, maintaining a close surveillance over all outgoing and incoming vessels, and rendering assistance to the mofussil police and the police of other provinces. It was also in close touch with the Pilgrim Department, the military authorities and the Postal Censor, and rendered assistance in various ways to these officers. During the year the Department was actively engaged in connection with labour unrest, the agitation against the Rowlatt Act and the Satyagraha and Khilafat movements. A great deal of attention had to be devoted to passports and foreigners, and the Afghan War also gave rise to a good deal of extra work. Criminal Investigation Department.
10. The total number of slips on record at the close of the year was 59,590, showing an increase of 2,192 over the figure of the previous year. Out of 9,402 references, 2,267 were traced as against 1,671 in 1918. Finger Print Bureau.
11. The number of licenses of all kinds under the Arms Act fell from 12,097 to 11,380. The number of licenses under the Explosives Act increased from 357 to 370 while that under the Petroleum Act fell from 197 to 157. Four persons were convicted under the Arms Act and one under the Petroleum Act. Arms, Explosives and Petroleum Acts.
12. The number of motor vehicles registered during the year was 1,880, an increase of 1,497. Driving licenses to the number of 5,571 were issued and 404 vehicles were licensed to ply for hire. Prosecutions fell from 321 to 209 and convictions from 269 to 155. It was estimated that 4,500 motor vehicles were running in Bombay, exclusive of tram cars. Motor Vehicles Act.
13. Licenses for 12 theatres and 6 cinema theatres were renewed. One new cinema theatre was opened during the year, and two were closed down as Theatre and performance licenses.

their lease had expired. One cinema theatre was under construction at the close of the year. The number of performance licenses issued was 233 against 213. Forty-nine plays were scrutinized by the Department, of which 41 were passed as unobjectionable, 1 was rejected and 7 were passed on revision.

- Pilgrims. 14. During the year 9,218 pilgrims left Bombay for the Hedjaz as compared with 1,313 in 1918.
- Fires. 15. Fires decreased from 313 to 265 and the loss of property involved from Rs. 36,48,414 to Rs. 25,73,988.
- Street accidents. 16. The number of persons killed in street accidents was practically the same as in the previous year, namely, 78, as compared with 79, but the number of persons injured rose from 1,904 to 2,357. Tram cars were responsible for 12 deaths and 346 cases of injury, and motor cars for 46 deaths and 841 cases of injury.
- Miscellaneous. 17. The miscellaneous work performed by the police included the investigation of applications for passports of persons desiring to leave Bombay by sea, which numbered 4,209 as compared with 2,520 in 1918. The Bombay City Mounted Police Co-operative Credit Society has effected a marked improvement in its financial status, its share capital and profits having increased and its liabilities decreased.

5.—ADEN POLICE.

Information concerning the Aden Police will be found in chapter 1 of the report.

6.—VAGRANTS.

- Government male workhouse. 1. The total number of inmates during the year was 99, and the daily average population 13 against 14 in the previous year. Employment was found for 30, 2 were deported, 23 were discharged, 3 were sent to friends, 1 to the Home of the "Little sisters of Poor," Bangalore, 4 to the Salvation Army Home, 2 to the Strangers' Home, 1 to Sailors' Home, 1 to the Leper Asylum, Madras, and 1 was sent to England by the Brigade Office. One died and 16 were accounted for in other ways. The number remaining at the end of the year was 14. The total expenditure rose from Rs. 7,400 to Rs. 8,609.
- Government female workhouse. 2. Two female vagrants were admitted and discharged and none remained at the end of the year.

3.—Wild Animals and Venomous Snakes.

For details see tables under Wild Animals and Snakes printed in Part V of the Statistics of British India.

- Casualties. 1. The total mortality amongst human beings reported during the year as due to wild animals was 45 as against 42 for the previous year. The number of deaths caused by snake-bite fell from 1,486 to 1,161, of which Ratnagiri accounts for 215, Thana for 154 and Satara for 103. The Brunton lancet was used in 11 cases only, but in none of these cases was the snake authentically identified as venomous.
- Rewards. 2. The amount of rewards paid for the destruction of wild animals and venomous snakes was Rs. 171 as against Rs. 169 in the previous year.
- Licenses. 3. The number of licenses for arms in force during the year was 17,854, of which 4,832 were granted during the year.

4.—Chemical Analysis.

For details see the Annual Reports of the Chemical Analysers to Government, Bombay and Sind, for the year 1919 and the tables under the Medico-legal investigations printed in Part VI of the Statistics of British India.

1.—BOMBAY.

- General. 1. There was a decrease in the number of analyses from 7,658 to 6,806.
- Medico-legal analyses. 2. Medico-legal cases numbered 731, of which 352 were cases of suspected human poisoning and 68 of suspected animal poisoning. Poison was detected in 134 of the former and in 32 of the latter cases. Blood stains were

detected in 193 out of 222 cases. During the year 678 blood stains were forwarded to the Imperial Serologist, Calcutta, who reported that 615 were of human, 14 of ruminant and 2 of non-mammalian blood. No definite statement could be made as to the others. The total number of articles examined in medico-legal cases was 2,429.

2.—SIND.

The number of analyses carried out was 1,103 as against 1,292 in the preceding year, the decrease being due to the great drop in the number of articles received from the Supply and Transport Department. The number of medico-legal cases investigated was 89, the number of articles examined being 291. Poison was detected in 15 out of 27 cases of suspected human poisoning. Only one case of suspected animal poisoning was received, but no poison was found. Blood was detected in 39 cases, of which 23 were murder cases. During the year 88 blood stains were forwarded to the Imperial Serologist, Calcutta, who reported that 70 were of human blood.

5.—Criminal Justice.

For details see the Report on the Administration of Criminal Justice in the Presidency of Bombay for the year 1919 and tables under Criminal Justice printed in Part VI of the Statistics of British India.

1. The number of offences reported during the year was 151,918. ^{Násik, General.} Thána and Bombay City contributed to the increase, while there was a marked decrease in Ahmedabad. Of the total number of offences reported, 49,516 were under the Indian Penal Code and 102,402 under Special and Local Laws. The number of complaints dismissed under section 203, Criminal Procedure Code, was 5,881, and the number of complainants fined under section 250 was 533. Of the total number of cases under inquiry, those found to be true rose by 9,251 to 145,142; and the number of cases brought to trial, including those found to be true and pending from the previous year, increased by 10,165 to 147,364. Out of 566 cases affecting human life brought to trial, 200 were murders, the corresponding figures for the previous year being 705 and 199.

ORIGINAL JURISDICTION.

1.—Presidency Magistrates' Courts.

1. Of the total number of cases brought to trial, 73,114 were in the courts ^{Cases and persons} of Presidency Magistrates and before the Benches of Honorary Presidency ^{brought to trial.} Magistrates, showing an increase of 7,416 over the previous year. The number of cases under Special and Local Laws increased from 54,936 to 61,442 and the number under the Penal Code from 10,762 to 11,672. The increase under the former head was most marked in offences under the Bombay City Police Act which rose from 26,966 to 31,814. The number of offences under the Act for the Prevention of Cruelty to Animals rose from 10,872 to 12,420; under the Municipal Act from 9,603 to 10,669; and under the Act for the Prevention of Gambling, from 451 to 593. On the other hand the number of offences under the Public Conveyances Act fell from 5,665 to 4,645. Offences relating to theft under the Indian Penal Code rose from 3,479 to 4,065. Of the 72,906 cases disposed of, 23,639 came before Stipendiary Magistrates and 49,267 before Benches of Honorary Magistrates, and 84 persons were committed for trial to the High Court. At the close of the year 155 cases were pending. The number of witnesses examined rose from 106,728 to 120,401. The number of persons brought under trial was 83,494, of whom 15,269 were acquitted or discharged, 67,932 were convicted, 21 died, 32 were transferred, 84 were committed to the High Court Sessions, 1 was handed over to the military authorities and 155 remained under trial at the close of the year. The percentages of convictions by Stipendiary Magistrates and by Benches of Honorary Magistrates were 51 and 98, respectively.

2. Seventeen persons were required to furnish security for good behaviour ^{Miscellaneous cases.} under chapter VIII of the Criminal Procedure Code, of whom 10 had, owing to default, to be sent to prison. Six complainants were ordered to pay compensation to accused persons under section 250 of the Criminal Procedure Code, the

accusations having been found to be frivolous or vexatious. Proceedings for maintenance under chapter XXXVI of the Criminal Procedure Code were taken against 84 persons and proceedings under chapter XLII of the Code for forfeiture of bail or recognizance were taken in the case of 1,337 persons.

Punishments.

3. Of the persons convicted, 3,833 were punished with rigorous imprisonment, 2,112 with simple imprisonment, 54,519 with fine and 534 with whipping. One hundred and thirty-four sentences of imprisonment were in the case of youthful offenders, commuted to detention in a reformatory school, 5,950 convicted persons were warned and discharged, 138 were sent to the Leper Asylum at Matunga, 704 were released on probation of good conduct under section 562, Criminal Procedure Code, and 4 persons were convicted under the Workman's Breach of Contract Act XIII of 1859.

2.—Magistrates and other Authorities outside Bombay.

Cases and persons
brought to trial.

1. The number of cases disposed of outside Bombay rose from 67,956 to 70,337, of which 22 were dealt with by District Magistrates, 50,717 by Subordinate Stipendiary Magistrates, 6,743 by Honorary Magistrates, 208 by Special Magistrates, 10,873 by Benches of Magistrates, 59 by Sanitary Committees and Sanitary Boards and 1,578 by Village Officers. Besides, District and Sub-Divisional Magistrates decided 137 cases referred to them under sections 347 and 349 of the Criminal Procedure Code. Of the total number of cases referred to above, the cases of 1,376 persons were committed or referred to the sessions, and the remainder involving 121,947 persons finally disposed of by the various tribunals. Out of the total 121,947, 58,758 or 48·1 per cent. were convicted and 55,507 or 45·5 per cent were acquitted or discharged. Of the persons convicted, the numbers tried summarily were 4,639 by Benches of Magistrates, 8,864 by Subordinate Stipendiary Magistrates, 2,202 by Honorary Magistrates, 4 by Chief Magistrates of Districts and 283 by Village Officers.

Miscellaneous cases.

2. Proceedings under chapter VIII of the Criminal Procedure Code to prevent a breach of the peace were taken in 161 cases involving 574 persons, the number of persons dealt with in Kaira alone being 149. The number of cases under chapter XII of the Code involving questions of the possession of land decided by Magistrates was 100. Four hundred and seventy-five complainants were ordered to pay compensation for frivolous or vexatious accusations. Proceedings for maintenance under chapter XXXVI were taken against 364 persons. The number of witnesses examined in the courts of magistrates in the mofussil rose from 147,310 to 166,656.

Punishments.

3. Of the persons convicted, 13,209 were sentenced to rigorous imprisonment and 1,167 to simple imprisonment and 43,405 were fined. Whipping was ordered in 341 cases. Four of the sentences of rigorous imprisonment included a term of solitary confinement and in the cases of 27 youthful offenders the sentence of imprisonment was commuted to one of detention in a reformatory school. Three thousand eight persons were ordered to find or give security or recognizance to keep the peace or sureties for good behaviour. Of the sentences of imprisonment imposed, 4,401 were for terms not exceeding 15 days; 8,551 for terms not exceeding six months; 2,421 for terms not exceeding two years; and 10 for terms exceeding two years. Sentences of whipping were passed on 341 persons as against 177 in the preceding year. The total amount of fines imposed was Rs. 3,94,110, of which Rs. 3,39,834 were realized and Rs. 24,980 were paid as compensation to complainants.

3.—Courts of Session.

Cases and persons
brought to trial.

1. The number of cases decided rose from 668 to 851. The number of persons brought to trial rose by 1,051 to 2,835. The cases of 2,608 persons were decided and of 227 remained under trial at the close of the year. Of the 2,608 persons tried, 1,456 or 55·8 per cent. were convicted and 1,093 or 41·9 per cent. were acquitted or discharged and the cases of 49 persons were referred to the High Court under sections 307 and 374 of the Criminal Procedure Code, while 10 persons died during trial. The number of witnesses rose from 7,652 to 8,743. The average duration of Sessions trials fell from 43·1 to 38·3 days. The duration of cases was the highest in the districts of Bijapur (79), Násik (74·4),

Broach (58·5), Belgaum (51), Ahmednagar (46) and Dhárwár (42·5). There were noticeable reductions in the Kolába, Panch Maháls, Sholápur, Kaira, Sátára and Ahmedabad districts.

2. Of the persons convicted, sentences of death were passed in 64 cases ^{Punishments.} and of transportation in 108 cases, 1,237 persons were sentenced to rigorous imprisonment and 35 to simple imprisonment. Fines were imposed in 171 cases and whipping was ordered in 2. Besides, 12 persons were sentenced to rigorous or simple imprisonment on failure to furnish security for good behaviour. The term of imprisonment did not exceed 15 days in 33 cases, 6 months in 199 cases, 2 years in 344 cases and 7 years in 692 cases. In 16 cases the term exceeded 7 years. The amount of fines imposed increased from Rs. 27,161 to Rs. 29,017 and of the amount realized from Rs. 8,694 to Rs. 12,723. The amount paid as compensation fell from Rs. 1,381 to Rs. 1,010.

3. The numbers of persons tried by jury and with the aid of assessors ^{Trial by jury and with assessors.} were 428 and 1,848, respectively. The jury's verdict was approved in respect of 416 persons. In cases tried with assessors the judge agreed with the opinion of both the assessors in the cases of 1,265 persons. In the cases of 170 he differed from the opinion of one and in the cases of 413 from the opinion of both the assessors.

APPELLATE JURISDICTION.

In the magistrates' courts 1,264 appeals involving 2,103 persons were decided. Appeals of 517 persons were summarily dismissed and sentences on 784, whose appeals were admitted, were confirmed. In the sessions courts, 1,412 appeals involving 1,961 persons were decided. The appeals of 845 persons were summarily dismissed and 577 appellants, whose appeals were admitted, were unsuccessful. Of the 202 revision cases which came before District Magistrates, applications of 159 persons were rejected, in the cases of 4 persons the original sentence or order was upheld and in the cases of 19 persons new trials or further inquiries were ordered. The cases of 20 persons were referred to the High Court. Of the cases of 532 persons decided on revision by courts of sessions, applications of 466 persons were rejected, the cases of 20 persons were referred to the High Court and in the cases of 46 persons new trials or further inquiries were ordered.

HIGH COURT.

1.—Original Jurisdiction.

Out of 68 cases, 67 were tried and 1 remained undisposed of at the close of the year. Altogether 91 persons were tried, of whom 66 were convicted and 25 acquitted.

2.—Appellate Jurisdiction.

At the beginning of the year 81 appeals were pending and 843 were preferred during the year. Of these, 766 were decided, leaving 157 pending at the close of the year. In the case of appeals against sentences of Courts of Sessions the sentences of lower courts were upheld in 518 cases, reversed in 49 and modified in 41. One case was remanded for re-trial. One hundred and thirty-seven appeals against sentences by Presidency Magistrates were decided, the sentences being affirmed in 125, modified in 7 and reversed in 5.

3.—Superintendence, Reference and Revision.

Cases falling under these heads were received from lower courts and 38 cases were taken up by High Court *suo motu*. Most of them were disposed of before the close of the year.

General.

Four hundred and sixty-three cases in which the accused were European-British subjects were decided during the year as against 402 in the previous year. Bombay contributed the largest number, 395. Commissioners appointed under section 3 of the Defence of India Act IV of 1915 disposed of 41 cases involving 484 persons, out of which 335 were discharged or acquitted and 149 convicted. Of the 155 persons under trial for offences against the State, 101 were acquitted or discharged and 54 convicted.

6.—Prisons—Civil and Criminal.

For details see the Administration Report of the Bombay Jail Department for 1919 and tables under Jails printed in Part IV of the Statistics of British India.

Number of jails and population.

1. The number of central, district, special and extra-mural prisons remained unchanged during the year. The total population in jails, lock-ups and civil jails increased from 128,757 to 149,289 and the daily average population from 12,095 to 15,196. The daily average in prisons and second class jails only also rose from 9,666 to 11,545 and the number of females from 1,055 to 1,332. The numbers of juveniles under 15 years of age increased from 22 to 33, of whom 3 were sent to the reformatory school by district magistrates.

Disposal of prisoners.

2. The number of transportations fell from 149 to 100. Of the 2,394 prisoners released, 2,292 were released on account of the Peace Celebration, 40 were sent to the Salvation Army Home, Bombay, 39 were sent to Criminal Tribes Settlements and 7 were recruited in the Army. During the year 23 convicted prisoners escaped against 21 in the previous year, while 18 were recaptured. Four escaped convicts of previous years were retaken.

Nature and length of sentences.

3. The number of prisoners sentenced to simple imprisonment increased from 719 to 776 and of those sentenced to rigorous imprisonment from 17,286 to 22,656. The number of prisoners sentenced to rigorous imprisonment with solitary confinement was 132 against 96 in the previous year. The number of prisoners classed as habituals rose from 2,011 to 2,573, excluding 1,570 prisoners sentenced under Chapter VIII of the Criminal Procedure Code.

Punishments.

4. The number of offences punished by the prison authorities increased by 812 to 17,199 and those punished by criminal courts from 15 to 32.

Remission system.

5. During the year 2,875 prisoners were released under the remission system as compared with 2,849 in the preceding year. The percentage of those actually released to the total number who might have been released, if of average good conduct, was 97·8 against 98·2 in 1918. The average number of convicts employed as prison officers was 1,165 males and 11 females against 1,031 and 13, respectively.

Under-trial prisoners.

6. The number of under-trial prisoners increased from 95,970 to 108,109, an increase of 12,139. The daily average increased from 2,390 to 3,621. There were 61 escapes against 38 in 1918. Deaths fell from 140 to 71.

Civil prisoners.

7. The number of male prisoners admitted to civil jails during the year was 527 against 739 in the previous year. The total cost and cost per head were, respectively, Rs. 8,059 and Rs. 269 as against Rs. 6,719 and Rs. 172.

Finance.

8. The gross expenditure rose from Rs. 14,58,992 to Rs. 23,27,911 and the cost per head from Rs. 121 to Rs. 153. The net cash earnings increased from Rs. 1,60,744 to Rs. 2,51,811, an increase of Rs. 91,067. To this increase the Deccan Gang contributed Rs. 61,229, the Sind Gang Rs. 50,033, Ahmedabad Rs. 50,014, Yeravda Rs. 27,298, Sukkur Rs. 13,695, Karachi Rs. 11,865 and Aden Rs. 11,588.

Vital statistics.

9. The death-rate fell from 58·5 to 23·1 *per mille* while the daily average of sick rose from 336·9 to 418·9. The great fall in the death-rate was due largely to the non-recrudescence of influenza during the year.

Miscellaneous.

10. The Bombay Presidency Released Prisoners' Aid Society continued to do useful work during the year.

7.—Civil Justice.

For details see the Report on the Administration of Civil Justice in the Presidency of Bombay for the year 1919 and tables under Civil Justice printed in Part VI of the Statistics of British India.

ORIGINAL JURISDICTION.

High Court.

1. Including suits pending at the end of 1918 and those received by transfer, the total number of suits for disposal was 5,640, of which 2,973 were decided during the year, leaving 2,667 undisposed of. Of the 36 suits instituted under the Testamentary and Intestate Jurisdiction, 22 were decided and 14 remained pending at the close of the year. Of the 7 suits under Admiralty Jurisdiction, 5 were dismissed and 2 remained pending. Under the Parsi Chief Matrimonial Jurisdiction, there were 18 suits, of which 6 were decided and 12 remained pending. The number of Prize cases was 3, of which 2 were disposed of. Insolvency cases numbered 1,875, of which 536 were decided. Suits instituted and disposed of.

2. Of the total number of 94 appeals, 61 were decided and 33 remained pending at the close of the year. The one reference received from the Bombay Court of Small Causes was decided during the year. Including 12 appeals pending from the previous year, there were 20 appeals to the Privy Council for disposal, of which 3 were decided by the Privy Council, 1 was allowed to be withdrawn by the High Court, 7 were pending before the Privy Council and 9 were pending in the High Court. Appeals and references.

3. During the year 873 petitions for probate and letters of administration, 26 pauper petitions for leave to sue or defend in "*forma pauperis*," 23 petitions under the Indian Companies Act, 21 petitions under the Indian Trusts Act, 14 references under the Land Acquisition Act, and 322 under the Guardians and Wards, Lunacy, and Arbitration Acts, etc., making in all 1,279, were filed for disposal. Probates, Letters of Administration, etc.

4. The number of applications pending at the commencement of the year was 342 and the number of applications filed during the year was 1,098, making a total of 1,440 for disposal. Of these, 149 were disposed of by transfer to other courts; in 64 satisfaction was obtained in full, in 8 satisfaction was obtained in part, and 837 were wholly infructuous, making a total of 1,058, and 382 remained pending at the close of the year 1919. Execution of decrees, etc.

5. Receipts amounted to Rs. 18,40,957 and expenditure to Rs. 4,42,199. Receipts and expenditure.

APPELLATE JURISDICTION.

1.—High Court.

Under section 15 of the Letters Patent, 66 appeals from decisions on the Original Side were filed during the year and 28 were pending at its commencement. Of the total, 61 were decided and 33 remained pending at the close of the year. The number of appeals disposed of was 49 more than in 1918. On the Appellate Side 96 such appeals were filed during the year, and 43 were pending at its commencement. Of these, 85 were decided and 54 remained pending at the close of the year, the disposal being more by 50 than in 1918.

2.—Appeals from the Subordinate Civil Courts.

The number of appeals pending at the end of the year 1918 was 1,948 and 1,279 were preferred during the year. Of these, 1,862 were decided, leaving 1,365 pending at the close of the year. At the beginning of the year, 5 appeals to the Privy Council were under preparation for despatch to England and 11 were pending for orders and 15 new appeals were filed during the year. Of the total for disposal, 8 were rejected or withdrawn, 1 was despatched to England, and 22 appeals were pending at the close of the year, viz., 4 of 1913, 4 of 1914, 3 of 1915, 8 of 1916, 2 of 1917 and 1 of 1919. Of the pending appeals, 8 were under preparation for despatch to England at the close of the year. Number of appeals.

3.—Appellate Courts subordinate to the High Court.

During the year 4,237 appeals were instituted, showing a decrease of 34. The number of appeals instituted was larger than in the previous year in 9

and smaller in 7 districts, the largest increase, 96, being in Ahmedabad. Of the total number of appeals decided during the year, the judgment of the lower court was affirmed in 3,122 cases or 63·9 per cent. of the whole; in 506 cases, or 10·4 per cent. it was modified; and in 683 cases, or 14 per cent. it was reversed. Two hundred and fifty-eight, or 5·3 per cent. were remanded, and 314 or 6·4 per cent. were either not prosecuted or dismissed for default.

ORIGINAL JURISDICTION.

1.—*Civil Courts in the Mofussil subordinate to the High Court.*

Suits instituted and disposed of.

1. The number of suits instituted rose by 8,483 to 103,887 and the total value of suits by Rs. 85,84,304 to Rs. 3,90,33,775. In the suits disposed of during the year, plaintiffs were unsuccessful in 17,430 cases, or 17·1 per cent., in 22,556 cases, or 22·2 per cent. a compromise was effected. Plaintiffs were successful in 61,706, or 60·7 per cent. The number of suits pending at the close of the year was 50,510 against 47,007 in the previous year.

Execution proceedings.

2. There were 36,261 applications for execution of decrees pending from the previous year, and 100,770 applications were made during the year. Realization was complete in 20,664 cases and partial in 22,549. In 47,643 cases proceedings were returned as infructuous and 45,998 remained pending at the close of the year while 177 were disposed of by transfer. Execution proceedings were markedly unsuccessful in Broach, Poona and Nasik, the percentages of totally infructuous proceedings being 63·1, 61·5 and 60·1, respectively. The total amount realized in Courts other than Small Cause Courts was Rs. 49,86,119. Debtors were imprisoned in 136 cases; movable property was sold in 439 and immovable property in 1,880 cases.

2.—*Bombay Small Causes Court.*

Suits instituted and disposed of.

1. The number of suits instituted and decided in the Presidency Court of Small Causes during 1919, and the number pending at its close, were 26,045, 25,233 and 4,368, respectively. Institutions and disposals show an increase of 1,207 and 640, respectively, while the number pending was more by 812 than in 1918. The increase in institutions was spread over all classes of suits except those for sums not exceeding Rs. 10 and 50. The total value of the litigation was Rs. 71,96,701 as against Rs. 59,46,083 in the preceding year. Of the 25,233 suits disposed of, 826 were dismissed for default or want of prosecution or were withdrawn with leave, 19,696 were decided without contest and 4,711 were decided after contest or upon reference to arbitration.

Execution of decrees.

2. Of 11,514 applications for the execution of decrees dealt with during the year, including 1,086 pending from the previous year, 10,467 were determined and 1,047 remained pending at the close of the year. Of the latter, 63 were more than three months old. Of the applications disposed of, 4,356 resulted in whole or partial satisfaction of the decrees granted, 5,770 were returned as wholly infructuous, and 341 were transferred to other courts. The total amount realized was Rs. 13,39,403, as compared with Rs. 10,10,141 in the previous year. In order to enforce the execution of decrees, imprisonment was resorted to in 154 cases and sale of movables in 265. These figures are less by 204 and more by 54, respectively, than those of 1918.

EXECUTION OF CIVIL COURT DECREES BY THE REVENUE DEPARTMENT.

The number of decrees referred to the Collectors during the year was 6,885, which, with an opening balance of 6,690, gave a total of 13,575 for disposal. The corresponding figures in the previous year were 9,011, 7,661 and 16,672. The department disposed of 6,638 decrees, leaving a balance of 6,937 or 51·10 per cent. to be carried forward to 1920 as compared with 40·15 in 1918. Sales of land fell from 1,678 to 1,008, while 3,292 decrees of a total value of Rs. 8,28,531 were settled by mutual agreement as against 5,072 valued at Rs. 10,71,909 in the preceding year. The amount paid in these cases by judgment-debtors was Rs. 8,01,867 and the amount remitted by creditors Rs. 26,664, the corresponding figures for 1918 being Rs. 10,22,862 and Rs. 47,470.

8.—Criminal Tribes.

For details see the Report on the Working of the Criminal Tribes Act in the Bombay Presidency for the year 1919.

The genesis of the Criminal Tribes Act, 1911, and the lines on which it is worked are described in chapter III of the General Administration Report for 1918-19. During the year 1919-20 the work has been successfully continued and its good effects have been increased. Through the exertions of the officers concerned and of the voluntary helpers associated with them the solid advantages of a law-abiding orderly life are being convincingly brought home to the outlaws. The system of allotting lands to settlers by Government free of occupancy price was adopted during the year and has proved beneficial as some of the settlers took to cultivation. Co-operative societies have continued to produce encouraging results. Many settlers assisted the police in tracing offenders in cases of thefts committed by outsiders. Marked progress was made in the physical, intellectual and moral education of the children within the settlements. The special features of the year's work were the opening of Children's Homes at Sholapur, Hubli and Bijapur and the starting of a Women's Home at Hubli.

9.—Registration.

For details see the Annual Report of the Registration Department and of the Registrar of Companies, tables under Registration printed in Part VI of the Statistics of British India, and Statistics of British India, Part II, Commercial.

1.—REGISTRATION UNDER ACT XVI OF 1908.

1. The number of registration offices open at the end of 1919 was 288 as Registration offices. compared with 389 at end of 1918, the two sub-districts of Shahabandar and Jati in Sind having been amalgamated into one.

2. The total number of deeds registered in 1919 was 373,572 as Number of deeds registered. compared with 311,718 in 1918, showing the remarkable increase of 19·8 per cent. The increase was almost solely under deeds relating to immoveable property. Registration relating to moveable properties showed an increase of 13 per cent. Wills and authorities to adopt showed a decrease of about 7·5 per cent. Co-operative Societies presented 4,833 deeds against 4,066 in 1918.

3. The income of the Department rose by 19·8 per cent. from Rs. 10,64,356 Financial. to Rs. 12,75,687 and the expenditure by 17·8 per cent. from Rs. 4,27,790 to Rs. 5,02,788.

4. There were four prosecutions for offences under the Indian Registration Prosecutions. Act, one each in Kaira, West Khándesh, Belgaum and Sukkur. Convictions were secured in the Kaira and Sukkur cases; the Belgaum case resulted in acquittal. Out of the four accused in West Khándesh, one was convicted and the rest were acquitted.

2.—JOINT STOCK COMPANIES.

1. Two hundred and eight companies limited by shares were newly General. registered during the year. The large increase in registration had been anticipated as a result of the cessation of hostilities. The Indian Companies Restriction Act (XII of 1918) which retarded the registration in the early part of the year was repealed on 24th September 1919, and a boom in company promotion set in both in new industries and in the conversion of established concerns into limited companies. One insurance company, floated by a Turkish subject and refused registration in 1916, was registered during the year. Thirty-one companies ceased to exist, of which 3 were wound up by the court, 19 went into voluntary liquidation and 9 were removed from the register by constructive dissolution. Sixteen were dissolved. Of the companies that were in course of liquidation up to 31st March 1919, two were dissolved by courts, 11 were completely wound up by liquidators and two were struck off the register. At the end of 1919-20 the number of working companies was 760 as compared with 583 in the previous year. Of the 760 companies, 17 were limited by guarantee. The remainder were share capital companies with a nominal capital of Rs. 2,24,90,21,648 and a paid-up capital of Rs. 43,73,93,472. In

the previous year there were 564 companies of this type, with nominal and paid-up capital of Rs. 92,04,26,205 and Rs. 39,76,60,559. The number of public companies increased from 496 to 630 and the noticeable feature in this new registration was the great increase in the average authorized capital of the new companies as compared to the companies previously registered. This was partly due to the decreased purchasing value of the rupee, partly to the ease with which subscriptions were obtained in the market and partly to a realization that many of the older companies on the register were very much under-capitalized.

Registration of documents.

2. Under the Societies Registration Act, 122 documents were registered. The number of documents registered under other Acts was 3,944 as compared with 2,035 in the previous year. The revenue from fees under the Indian Companies Act, the Societies Registration Act and the Provident Insurance Societies Act was Rs. 1,44,045, Rs. 900 and Rs. 10 against Rs. 22,350, Rs. 850 and *nil*, respectively, in the previous year. The increase was mostly due to the fees levied on the registration of the large number of new companies.

Expenditure.

3. The expenditure rose from Rs. 27,692 to Rs. 30,362, due mainly to house rent allowance to Registrar and accommodation in a new building.

Alteration in names, classification, etc.

4. Two companies changed from public into private ones and one private company changed into a public one and four companies changed their names. During the year two societies were registered under the Provident Insurance Societies Act. Two companies were registered under the Indian Life Assurance Companies Act, 1912. The number of life assurance companies existing at the end of the year was 16.

Prosecutions.

5. Two managers in Ahmedabad and two companies in Bombay were fined for publishing prospectuses before they were duly registered.

10.—Local Board Administration.

For details see the Annual Report on Local Boards in the Bombay Presidency for 1919-20 and tables under Local Boards printed in Part VIII of the Statistics of British India.

General.

1. The number of district local boards remained the same, *viz.*, 26, while the number of taluka local boards increased by four to 219 owing to the splitting up during the year of the Dahanu Taluka Local Board into two, *viz.*, Dahanu and Umbergaon, the establishment of two new taluka local boards, *viz.*, one at Parola in the East Khandesh district and the other at Nawapur in the West Khandesh district, and the formation of a separate taluka local board at Manjhand in the Karachi District. The number of non-official presidents of district local boards increased from nine to twelve, while twenty-nine taluka local boards had non-officials as their presidents. Most of the taluka local boards had non-officials as their vice-presidents. The total number of members of local boards again fell from 3,486 to 3,090, of whom 443 were *ex-officio*, 711 nominated and 1,936 elected. Triennial elections were held in the district of Kanara and ten talukas of the Dharwar district. In the Northern Division the local boards in the districts of Ahmedabad, Surat and Thana were reconstituted. In the Central Division all the boards in the Ahmednagar, East Khandesh, Sholapur, West Khandesh and Satara districts excepting the taluka local boards of Satara, Patan and Javli were reconstituted. In the Southern Division all the local boards in the Belgaum, Dharwar, Kanara and Kolaba districts were reconstituted. The average number of meetings held by the district and taluka local boards, respectively, were 3.9 and 4.2 in the Northern Division, 2.57 and 5.83 in the Central Division, 4.3 and 7.2 in the Southern Division and 3 and 8 in Sind. The average percentages of members present at each meeting of the taluka and district local boards, respectively, were 61 and 60 in the Northern Division, 54.9 and 61.47 in the Central Division, 58.64 and 68.1 in the Southern Division and 49 and 64 in Sind.

Income.

2. The aggregate income of the boards, excluding the opening balances, rose from Rs. 1,07,69,496 to Rs. 1,41,87,362, the increase having been contributed by all the Divisions and Sind. Northern Division showed an increase of Rs. 6.44 lakhs, Central Division of Rs. 11.07 lakhs, Southern Division of Rs. 14.2 lakhs and Sind of Rs. 2.54 lakhs. The incidence of taxation was highest (Re.0-7-1) in Broach and lowest (Re. 0-0-10) in Ratangiri.

3. The total expenditure rose from Rs. 1,06,16,120 to Rs. 1,23,46,228. ^{Expenditure.} Expenditure on education increased from Rs. 53,49,343 to Rs. 63,19,490, and on medical relief from Rs. 6,58,924 to Rs. 8,48,756. The aggregate closing balance was Rs. 41,43,354 as against Rs. 31,83,092. No district had its closing balance below the prescribed minimum except the Upper Sind, Frontier district.

4. As in former years the largest item of expenditure under civil works ^{Works.} was upon communications.

11.—Municipal Administration.*

For details see the Administration Report of the Municipal Commissioner for the City of Bombay for the year 1919-20, the Report on Municipal Taxation and Expenditure for the Bombay Presidency including Sind for the year 1919-20 and tables under Municipalities printed in Part VIII of the statistics of British India.

1.—BOMBAY MUNICIPALITY.

1. There were one hundred and eighteen meetings of the Corporation ^{General.} and 97 meetings of the Committees other than those of the Standing Committee. There were 53 regular meetings of the Standing Committee and 7 meetings of the Sub-Committees thereof.

2. The year opened with a working cash balance of Rs. 75,09,317 which ^{Finance} included Rs. 13,67,073 representing grants for previous years to be renewed, and Rs. 6,86,961, the value of stores in hand, and closed with a balance of Rs. 75,16,967, of which Rs. 17,65,909 represented renewals for 1919-20 and previous years, Rs. 6,07,799, the value of stores in hand, Rs. 1,00,000, the minimum cash balance required by law, Rs. 15,71,247, the contribution payable to the City Improvement Trust in the following year, and Rs. 2,02,842, the amount advanced for the purchase of plant and machinery. The income realized during the year was Rs. 1,83,16,928 and the expenditure Rs. 1,83,09,277. The rates of taxation remained unchanged, but the income realized was Rs. 9,42,743 in excess of the figure for the previous year. The incidence of taxation rose from Rs. 15-14-2 to Rs. 16-9-2. As the increase in expenditure has outgrown the expansion of income, several proposals for extending the basis of taxation and opening up fresh sources of revenue engaged the attention of the Corporation. Effect was given to some of the proposals, while others were still under consideration.

3. The total outlay on loan works fell from Rs. 22,10,033 to Rs. 14,60,695, ^{Loan and plague} the decrease of Rs. 7,49,338 being due chiefly under Buildings and Sanitary ^{expenditure.} Structures and Roads and Overbridges. Plague expenditure decreased from Rs. 1,26,506 to Rs. 1,18,404.

4. To carry out the programme of loan works Rs. 40 lakhs were borrowed ^{Debt and sinking} from the public and the loan of Rs. 30 lakhs from the Bank of Bombay ^{fund.} in the previous year was renewed. Reduction of debt during the year amounted to Rs. 55,162. The capital liabilities of the Corporation were therefore increased from Rs. 7,69,06,638 to Rs. 8,08,51,477. Against this debt the total sinking fund invested up to 31st March 1920 totalled Rs. 2,31,81,476 and the outstanding debentures of the Drainage Loan of 1878 not presented for payment (but covered by a renewed grant) amounted to Rs. 27,500 leaving a net debt liability of Rs. 5,76,42,501.

5. The assets of the municipality at the end of the year amounted to ^{Assets and liabilities.} Rs. 13,24,18,223 and the liabilities to Rs. 9,18,79,614, the excess of assets over liabilities being Rs. 4,05,38,609, an increase of Rs. 12,43,724.

6. The total amount collected under all heads, exclusive of tolls, miscellaneous receipts and fees, rose from Rs. 1,25,25,410 to Rs. 1,29,71,248. ^{Assessment and} The final gross assessment increased from Rs. 8,29,75,130 to Rs. 8,58,18,734, ^{collection of revenue.} the number of properties assessed having risen from 64,670 to 65,585. The total outstanding dues at the end of the year were Rs. 1,28,81,387.

7. The number of applications for permission either to build or to rebuild ^{Regulation of streets} houses, etc., was 3,556, against 2,668 in the previous year. In all 2,024 notices ^{and buildings.} were issued to house owners. The number of prosecutions was 1,098 against 1,019 in the previous year. Of these cases, 430 were withdrawn on compliance

* Information under the head "Education" is not given for want of materials.

with requisitions, 230 persons were warned and discharged, 377 were convicted and 61 cases were pending at the close of the year. The number of notices issued for the removal of unsafe structures was 499, of which 364 were complied with, 11 were either cancelled or withdrawn and 124 were pending at the close of the year. Nineteen buildings or portions thereof fell during the year. In 8 of these cases 24 persons were injured and 5 were killed. Action was taken in 168 cases for the removal of inflammable and insanitary huts. In 116 cases the requirements were complied with, in 2 cases the huts were removed departmentally, in 2 cases the notices were cancelled and 48 cases were pending at the close of the year. In 10 cases applications were made to the Standing Committee for the removal of unauthorised work. In one of these cases action was taken departmentally after the necessary permission was granted, in 6 the owners themselves removed the work and the remaining three cases were pending. The total amount paid for the acquisition of setbacks was Rs. 4,19,049.

Communications.

8. Almost all the properties required for the widening of Church Gate Street were acquired. Buildings on the land behind Church Gate Street were removed and arrangements were made to sell the surplus land by public auction. Proceedings for the acquisition of properties for the Dalal Street and Apollo Street Scheme and the Masjid Bunder Road were pending before the Land Acquisition Officer. All properties had been acquired for the widening of Sonápur and Nesbit Lanes, Nákhoda and Abdul Reheman Streets and the junction of Delisle Road with Arthur Road. Further properties were also acquired for the widening of 1st Marine Street. The construction of the first section of the Dádar Kumbhárwáda Road from the junction of Elphinstone Road and Tulsi Pipe Lane to Saitan Chowki was taken in hand and properties were being acquired for the second section from the Saitan Chowki to the junction of Lady Jamsedji Road and the Portuguese Church Street. The work of constructing the through road from Worli to Máhim was nearing completion. A revised scheme and estimates for the Golanji Hill Road Scheme were under the consideration of the Corporation. The work of improving the levels and gradients of the Sewri Cemetery Road was still in progress. The widening of the Worli Road was completed. The construction of the new straight road from the junction of Old Purbhádevi Road and the proposed Foras Road (Old Máhim Bazar Road) to join the widened Cadell Road was in progress. With a view to improving the awkward corner at the junction of Church Gate Street and Queen's Road a piece of Government land measuring about 50,923 square feet was acquired and thrown into the roadway. In connection with the Máhim Development Scheme the Corporation sanctioned (1) a 60' road from the Máhim Station to Lady Jamsedji Road and (2) two proposed roads and a park extending between Purbhádevi Road and Dádar Kumbhárwáda Road. Nine new roads of an aggregate area of 61,058 square yards were taken over from the Bombay Port Trust and the Bombay Improvement Trust and declared public roads. The setbacks enforced during the year resulted in the addition of 7,028 square yards to the roadway. The area of roads metalled and patched during the year was 1,913,383 square feet. The foundations of seven roads aggregating about 94,720 square feet in area were improved at a cost of Rs. 21,206. The length of road surface disturbed for laying mains, drains, cables, etc., was about 33½ miles out of 172 miles of roads in the City and the cost of restoration amounted to Rs. 3,18,858. Fifty-seven roads with an aggregate area of 3,010,278 square feet were tar-painted with ½ inch chips and grit, some of them being newly tarred after re-surfacing. The cost of tarring operations amounted to Rs. 1,31,095. Road watering cost Rs. 1,66,556. Two hundred and seventy-three trees were planted at a cost of Rs. 2,084. The work of converting the Falkland Road and Northbrook Gardens into play grounds was practically completed. Twelve street refuges and one shelter for tram passengers were constructed. The footpaths of six roads were paved. On ten roads footpaths were newly formed. About 10,330 feet of a new double tram track was laid along Esplanade Road from Dhobi Talao to the Flora Fountain and along Sandhurst Road from Frere Road westwards and about 870 feet of single track was laid along Sussex Road junction, Connaught Road and Esplanade Road. A new tramway siding about 112 feet in length was laid on Thákurdwár Road.

9. A comprehensive scheme for the drainage and sewerage of the inade- ^{Drainage.} quately drained districts of the City, to improve the present system and to provide adequately for future extensions was prepared. This scheme involves the transference of the main outfall to the locality in the north-east of the Island suggested by the Bombay Development Commission in their first report. It does not contemplate the abandonment of the Love Grove Pumping Station and outfall works, though it renders it unnecessary to extend the new outfall under construction more than a very short distance seawards. The outfall is proposed to be retained as an emergency outfall for use only in the monsoon when the amount of sewage rises to four times the normal flow. The beam engines in the new Pumping Station at Love Grove worked fairly satisfactorily during the year. The most difficult and dangerous section of the new outfall at Love Grove was satisfactorily completed. The main rock barrier has been cut through and the twin barrel sewer now discharges into deep water at a distance of 2,018 feet from the engine house. The position reached was considered a suitable one at which to stop operations pending the discussion of the proposed improvement, extension and modification of the sewage system of the City and the probable transference of the main outfall to and beyond the north-east of the Island. During the working season the state of the sea was most unfavourable for carrying on the work. Labour was scarce during the year which hampered the work to a certain extent. The Road Branch was supplied with 3,587 tons of metal and rubble by the outfall quarries. The machinery at the Air Compressor Stations at Love Grove and Colaba and the ejectors connected with these stations worked fairly satisfactorily during the year. At the Colaba Station the Steam Plant was used for some time and consumed about 100 tons of coal. The storm water sluices at Love Grove, Worli and Dhárávi were repaired. Of 14 of the larger works of providing storm water drains undertaken during the year, 11 were wholly and 3 partially completed at a total approximate cost of Rs. 2,50,652 and Rs. 32,793, respectively. Of 4 pipe sewer works undertaken, 3 were completed at a total cost of about Rs. 10,038 and one is being carried out departmentally. Minor new works and works of repairs, alterations, etc., were carried out at a cost of about Rs. 1,28,875. The work of constructing the ovoid sewer from Mátunga Station to the north of Dádar Station was nearing completion, the total expenditure incurred up to the year being Rs. 2,40,405. The work of extending northwards the ovoid sewer from Mátunga to Dhárávi was carried out to the extent of Rs. 1,10,730. The open drain from Kalachowki Road to Arthur Road was covered at a cost of Rs. 20,884. About 32 out of 120 miles of pipe sewers, 12 out of 13 miles of ovoid main sewers and 34 out of 154 miles of storm water drains were cleaned, the quantity of silt removed being 1,866,159 and 8,846 tons, respectively. One thousand nine hundred and twenty-five tons of silt were removed from catch-pits on main and pipe sewers. Three hundred and thirty-two sullage connections and 123 storm water connections were made during the year.

10. The rainfall at the Tánisa and Tulsi Lakes was above the average ^{Water-supply.} of the last five years by 5 per cent. and 24 per cent., respectively. The rainfall at the Vehár Lake was 9 per cent. below the average of the last five years. Only the Tánisa Lake overflowed. Vehár Lake was never more than half-full, and the demand for water was considerably in excess of the supply available. A serious burst occurred in the Tánisa aqueduct. Prompt measures were taken to repair it and to restore the supply. Arrangements were made for the acquisition of the whole of the catchment area in private occupation for the protection of the gathering grounds of the Tánisa lake. The preliminary survey in connection with the extension of the Tánisa supply was completed and the work of excavating the foundations for a dam across the Horse Shoe Valley at Ghát-koper to form a storage reservoir was in progress. The construction of mechanical filters at Tulsi and the works, viz., raising the dam, the installation of pumping and filtering plant and the laying of distribution mains for utilizing the Powai lake for the supply of water to Sálsette, were in progress throughout the fair season, but they were considerably hampered owing to labour trouble. A concrete roof over Reservoir No. 2 at Malabar Hill was completed and the whole area converted into a public garden.

11. There were 6,899 gas lamps and 1,195 kerosine oil lamps at the end ^{Public lighting.} of the year, being, respectively, 217 and 21 more than in the previous year.

The total cost of lighting amounted to Rs. 3,93,963 for the gas lamps and 35 electric lamps at various junctions, and Rs. 43,076 for the kerosene oil lamps. Numerous schemes for high pressure gas and improved lighting were prepared, but as neither lamp standards nor lamp fittings could be obtained, the work had to be deferred.

Municipal workshops. 12. The municipal workshops were fully employed and made an estimated net profit of Rs. 23,169. The bills preferred on various departments amounted to Rs. 4,39,856.

Fire Brigade. 13. There were 470 calls to fires, of which 72 proved to be false. The number of fires decreased from 292 to 285 and the estimated damage from Rs. 41,52,374 to Rs. 38,47,907, of which Rs. 10 lakhs represents the loss by one fire at the Chhotani Saw Mill at Sewri Bunder. The casualties in the Fire Brigade were 7 persons killed and 19 persons slightly injured. Nine other lives were lost owing to fire.

Public health. 14. The total mortality during the year was 68,610, being 10,222 more than in 1918. This gives a death-rate of 70.04 per 1,000 of population as against 59.61 in the previous year. Both the rates are based on the census figure of 1911, viz., 979,445, but the Health Officer estimates that the actual population was much higher. Of the total number of deaths, 2,776 were amongst persons not belonging to the City. The total mortality as compared with the preceding decennium (1909-1918) shows an increase of 33,268, the death-rate for the decennium being 36.08. A succession of epidemics in the shape of cholera, small-pox, plague and influenza were the main causes of the abnormal increase in mortality, though their incidence, except in the case of cholera, was much milder than in 1918. The number of deaths from malaria was 262, from other fevers 5,358; from small-pox 780, from plague 702, from cholera 8,455, from measles 561, from tuberculosis 2,780, from influenza 1,942 and from respiratory diseases 24,055. The number of births registered during the year exclusive of still births, was 20,730. This was 1,003 less than in 1918 and 69 more than the average of the decennium 1909-1918. The birth-rate per 1,000 of the population works out at 21.16 against 22.18 in 1918. The mortality among infants was 13,534, showing an increase of 705 over that recorded in 1918 and of 4,715 above the average of the quinquennium 1914-18. The rate of infant mortality on the number of births was 652.8 per 1,000 against 590.3 in 1918, the decennial average being 414.4. Measures for the reduction of infant mortality were continued with the aid of the Bombay Sanitary Association and the Lady Willingdon scheme. The latter organization was closed on 1st March 1919, the remainder of its activities with the balance of its funds passing into the hands of the Ladies' Committee of the "Infant Welfare Centres." This Committee with Her Excellency the Hon'ble Lady Lloyd at their head undertook by way of continuation work to open "Indian Welfare Centres" in different parts of the City and to provide through them (1) advice and instruction to mothers as to infant management, (2) medical aid and advice to infants, (3) Day Nurseries (Crèches) and appropriate home visiting. Two "Centres" were opened by the Committee, one at Sleater Road (Grant Road) and the other at Imamwada in B Ward.

Licenses. 15. The total license fees amounted to Rs. 1,36,215 against Rs. 1,30,321. The fines inflicted by the Presidency Magistrates in 946 prosecutions conducted during the year amounted to Rs. 17,261.

Markets and slaughter-houses. 16. The total revenue from markets and slaughter-houses amounted to Rs. 7,58,658 against Rs. 7,28,672 in the previous year. The number of cows, bullocks and calves slaughtered was 76,692, of sheep and goats 876,651 and of buffaloes 10,241 against 84,749, 836,355 and 11,003, respectively, during the previous year. The total quantity of unwholesome food destroyed amounted to 220,184 lbs. against 388,946 lbs. in the previous year. The quantity of meat illegally imported into Bombay and seized and destroyed amounted to 7,296 lbs. against 8,583 lbs. in the previous year. The fines inflicted on such importers amounted to Rs. 1,080.

2.—DISTRICT MUNICIPALITIES.

1. The total number of municipalities rose from 156 to 157 due to the re-establishment of the Vambori Municipality which was under suspension. The

Lonavla Municipality was changed from a hill station municipality to a town municipality. The number of city municipalities remained the same, viz., 33. Most of the city municipalities enjoy the privilege of electing their presidents. The municipality of Ranpur, though given the privilege of selecting its own president, failed to take advantage of the concession during the year. Fresh triennial elections were held in Prantij, Dhandhuka, Sanand, Kapadvanj, Broach, Rander, Thana, Kalyan and Kurla. The Boards of the Vita and Trimbak municipalities were reconstituted during the year. The municipalities of Mahabaleshvar, Panchgani and Satara Suburban continue to consist wholly of nominated members. There were four temporary municipalities in the Southern Division, viz., Yemnur, Gudguddapur, Gokarn and Ulvi, and one, a hill station municipality, at Matheran. The Hyderabad Municipality was reconstituted in place of the committee of management. Eighty-seven municipalities possessed the privilege of selecting the persons to be nominated presidents by Government as against 95 in the previous year. The number of municipalities composed entirely of nominated members was 25.

2. The aggregate income of the municipalities, excluding items under the head "Extraordinary and Debt," rose from Rs. 1,23,81,269 to Rs. 1,49,36,144, all the divisions contributing to the increase. The rise of Rs. 6.07 lakhs in the Northern Division was chiefly due to receipts under rates and taxes and to increased grants and contributions from Government and other sources, while that of Rs. 6.30 lakhs in the Central Division was mainly derived from rates and taxes. In the Southern Division greater receipts under rates and taxes and increased revenue from property and powers apart from taxation accounted for the advance of Rs. 1.74 lakh. In Sind the increase of Rs. 11.44 lakhs was brought about by larger realizations under municipal rates and taxes, grants and contributions and miscellaneous. The incidence of taxation was highest (Rs. 13-13-0) at Alandi and lowest (Re. 0-2-5) at Sindkheda in the Central Division. The highest incidence of income was Rs. 30 at Trimbak in the Central Division and lowest Re. 0-6-2 at Bail-Hongal in the Southern Division.

3. The aggregate expenditure increased by Rs. 22.17 lakhs to Rs. 1,78,62,819. In the Central Division an increase of Rs. 8.29 lakhs was specially due to increased expenditure on education and to increased expenditure on water supply at Sholapur, Trimbak and Ahmednagar, while in the Southern Division the increase of Rs. 3.17 lakhs was due chiefly under the head of "public instruction." Sind was responsible for an increase in expenditure of Rs. 13.74 lakhs. The decrease of Rs. 3.02 lakhs in the Northern Division was due to decrease in items under the head "Extraordinary and Debt."

4. In the Central Division the Pimpalgaon dam for the Ahmednagar water-supply was completed. Considerable progress was made with the drainage scheme of the Ahmednagar Municipality. In the Southern Division the important works consisted of the construction of the Haveri peth gutter at Dharwar and the reconstruction of a vegetable market at Bagalkot. In Sind the important works undertaken were the Lady Lloyd Pier at Clifton, the Irish Bridge (Mugger Pir crossing) and a tuberculosis dispensary.

5. Rupees 2,35,646 were repaid towards extinguishing the existing loan debts during the year, leaving a total liability of Rs. 67,45,827 at the close of the year. The postponement of instalment of Rs. 12,950 due from the Bijapur Municipality was sanctioned by Government. The Karachi Municipality paid off debentures to the value of Rs. 25,000 in repayment of loans.

3.—BOMBAY IMPROVEMENT TRUST.

For details see the Administration Report of the City of Bombay Improvement Trust for the year ending 31st March 1920.

1. Up to 30th June 1919 there was one Special Collector engaged in the acquisition of land and a new Land Acquisition Officer was appointed in his place from 1st July. The function of this officer is to acquire land for all public bodies in Bombay City as well as the Improvement Trust. Including the opening balance of 187 cases, 961 land acquisition cases came before the officer, of which 797 were outstanding at the close of the year. One was withdrawn from acquisition and one was acquired under section 41 of the Act.

In the 162 cases disposed of, awards amounting to Rs. 29,99,387 were made for land aggregating 326,609 square yards. Excluding 19,448 square yards, for which nominal compensation of Rs. 503 was paid, the average rate for the remaining area was Rs. 9.76 per square yard as against Rs. 26.96 in the previous year. About 31 per cent. of the cases, absorbing 65 per cent. of the total award, were settled amicably. Besides these, 46 cases aggregating in area 104,246 square yards and involving awards amounting to Rs. 17,94,975 were settled before the close of the year but no awards were made. There was no reference pending at the close of the year. Out of 15 references for revision of awards 2 were contested, 1 was dismissed with costs, 1 was withdrawn and 11 were pending. The cost of the Special Collector was borne entirely by the Trust. The cost of the Land Acquisition Officer will be apportioned among the bodies for whom land will be acquired. The cost of the Tribunal fell from Rs. 10,822 to Rs. 7,381.

Progress of schemes.

2. The expenditure on capital account works rose from Rs. 7.43 lakhs to Rs. 16.7 lakhs. Rs. 2,12,037 were spent on general works. Progress was made during the year in the Sandhurst Road, Gamdevi, Dadar-Matunga-Sion, Nowroji Hill, Parel and East Agripada Estates.

Construction of
chawls

3. The work of constructing chawls on the East Agripada Estate and on the Foras Road was commenced during the year. The Century Mills Chawls were also taken in hand. The Kohinoor Mills Company propose to provide about 500 double-room tenements for their mill-hands under the supervision of the Trust Engineer.

Trust programme.

4. The Worli, Dharavi, Sewri, Wadala, Worli Extension, Sewri Koliwada Improvement, Naigaum, Fergusson Road and Love Lane scheme were sanctioned during the year. The area comprised in the first four schemes cover 1,450 acres, about one-tenth of the whole area of Bombay City. The new areas are being laid out on town-planning lines and the work is estimated to cost over Rs. 9 crores spread over five years.

Trust estates.

5. The area of developed land permanently leased increased from 1,461,000 to 2,085,000 square yards and the rental from Rs. 18.4 lakhs to Rs. 21.3 lakhs. The area of unleased developed land increased from 190,000 square yards to 231,000 square yards, exclusive of 952,000 square yards under roads, open spaces, etc. The area of undeveloped land decreased from 4,397,000 square yards to 3,789,000 square yards.

Housing and
deshousing.

6. During the year 1919-20 completion certificates were granted for 42 new buildings including 31 incomplete buildings for which permission to occupy was granted. The new accommodation made available comprised 222 shops, 61 godowns, 16 garages, 1 coach-house, 2 show-rooms, 1 work-shop, 2 store-rooms, 14 horse-stalls and one soap factory with 1,033 tenements for families. During the year 148 tenements were demolished, while 2,142 new tenements were made available for residential purposes, thus further reducing the excess of tenements demolished over new tenements by 1,994 to 4,533.

Administration of
chawls.

7. The average population of the Board's chawls and semi-permanent camps throughout the year was 20,122. The death rate fell from 38.12 to 25.20 as against the municipal death rate of from 59.61 to 70.04. The total rental of the 4,800 rooms in the Trust's chawls rose from Rs. 2,77,624 to Rs. 2,79,906, while the revenue actually collected amounted to Rs. 2,79,168 or 99.50 per cent. of the total recoverable. Recoveries on account of rent for semi-permanent sheds amounted to Rs. 44,708. The percentage of outgoings to gross revenue in permanent chawls was 37.23. The net annual income on these chawls works out at 4.1 per cent. on the cost of the chawls, and after paying interest and sinking fund charges at 4.61 per cent. on the cost of the land and the value of the chawls built thereon, the Trust suffered a net loss of Rs. 22,569.

Leases.

8. The number of plots disposed of by the Trust on long leases rose from 253 to 551, the area leased from 296,701 square yards to 652,927 square yards and their capital value from Rs. 50.57 lakhs to Rs. 68.28 lakhs. The rent advanced from Rs. 2,25,098 to Rs. 3,05,718. The rent realized from acquired buildings and other temporary rents increased from Rs. 15.15 lakhs to Rs. 16.14 lakhs.

9. No loan was raised during the year. The Trust's total borrowings stood at Rs. 608 lakhs, involving interest and sinking fund charges amounting to Rs. 28·24 lakhs per annum. The capital receipts for the year amounted to Rs. 42,05,292 and the expenditure to Rs. 63,00,915 as against Rs. 4,00,328 and Rs. 32,63,187 in the previous year. The closing balance fell from Rs. 12,39,378 to Rs. 7,19,522. Under the main heads of capital expenditure the cost of management and establishment increased from Rs. 3·82 lakhs to Rs. 5·46 lakhs, that of acquisition from Rs. 20·57 lakhs to Rs. 28·40 lakhs and that on works from Rs. 8·24 lakhs to Rs. 29·14 lakhs. An analysis of general accounts shows that interest and sinking fund charges fell from Rs. 25·2 lakhs to Rs. 24·1 lakhs, while the net revenue rose from Rs. 29·5 lakhs to Rs. 31·1 lakhs. The municipal contribution was Rs. 15·2 lakhs.

12.—Rent Acts.

The genesis of legislation on the subject and the scope, extent and period of the two Acts passed by Government are described in the General Administration Report for 1918-19. The manner in which the Acts were worked at Bombay, Poona, Thána, Karáchi and Aden which were the only places to which it was applied during 1919-20 is described below. The question of amending the Acts with a view to preventing an evasion of their provisions was subsequently raised and a Bill on the subject has been referred to a Select Committee of the Legislative Council.

WORKING OF THE ACTS IN DIFFERENT AREAS.

1.—Bombay.

As during the previous year, the cases of "Small Premises" dealt with were those only in respect of which complaints were received, either from the tenants or landlords. The total number of such cases dealt with up to the end of March 1920 was 579, the total number of tenements in these cases being 13,853. Ninety-four objections under section 6 (I) of Bombay Act No. VII of 1918 were received during the year. Thus with the six objections received during the previous year, and kept in abeyance pending the nomination by Government of the persons to serve on the Rent committee, the total number of objections was 100. Out of these objections, 6 were withdrawn by the parties concerned, 84 were determined by the committee and 10 were pending at the close of the year. Out of the objections determined by the committee, the orders made by the Deputy Rent Controller were confirmed in 51 cases and were modified in 33 cases. The committee held 33 meetings. As complaints were received from tenants to the effect that some landlords or their agents were attempting to evade the orders passed by the Deputy Rent Controller under section 4 (1) (b) of the Bombay Rent (War Restrictions, No. 2) Act 1918, by demanding rent in excess of the "Standard Rent" fixed in respect of "Small Premises", a Rent Inspector was appointed from the 12th September 1919 to enquire into the complaints and, if necessary, to institute prosecutions under section 7 of the Act against the defaulting persons. The total number of such prosecutions instituted from the middle of November 1919 up to the end of the year was 210, resulting in 128 convictions and fines amounting in the aggregate to Rs. 6,816. Seven cases were withdrawn and in 4 cases the accused were acquitted by the magistrates, while in one case the accused was warned and discharged. Seventy cases were pending at the close of the year.

2.—Poona.

The number of suits filed during the year was 24, of which 2 were decided in favour of landlords and 1 in favour of the tenant, and the remaining 21 were pending.

3.—Thána.

The two Acts have been applied to the Salsette Taluka. During the year ending 31st July 1920 rents were fixed in 59 cases. The Act worked smoothly.

4.—*Karachi.*

The Controller passed orders fixing "Standard Rents" of 4,238 tenements comprising about 1,050 separate buildings. Twenty appeals against the Controller's decisions were preferred to the panel of assessors appointed under sub-section 1 of section 6 of the Bombay Rent (War Restrictions No. 2) Act VII of 1918. The Controller's decisions were upheld in 11 of these appeals and slightly modified in 9 cases. On the extension of the term of operation of the Rents Act for a further period of two years, a certain class of landlords endeavoured to harass their tenants with a view to secure vacant possession of their property, but a few successful prosecutions which were filed in the Court of the City Magistrate stopped this tendency. The Rent Department also gave assistance and advice to tenants against whom a number of eviction proceedings were filed in the Court of the Judicial Commissioner in Sind.

5.—*Aden.*

The number of suits filed was 342. Out of 217 suits for ejectment, 43 were dismissed under the Acts and 13 for default, and 2 were settled out of court.

13.—Indian Reforms Scheme.

- Preliminary. 1. Under section 47 of the Government of India Act, 1919 (9 and 10 Geo. 5, ch. 101), the Act comes into operation on such date as the Governor General in Council may appoint with the approval of the Secretary of State. The new Councils were to be formed towards the close of the year 1920 and accordingly a Special Officer for this Presidency was appointed under the designation of "Reforms Commissioner" at the end of 1919, at the instance of the Government of India who had already appointed a Reforms Commissioner for India.
- Appointment of the Reforms Commissioner. 2. The Special Officers appointed by local Governments were invited to meet Sir William Marris for a preliminary discussion of important matters connected with the Reforms. A long list of important points was discussed at the meeting and a report thereon was submitted to Government.
- Meeting of Reforms Commissioners at Calcutta. 3. It was intended from the beginning to hold the elections, if possible, in November 1920, and the general franchise having been settled steps were taken to prepare the electoral rolls. The consideration and drafting of such Rules and Regulations, Standing Orders, etc., as it was for this Government to frame, proceeded simultaneously.
- Preparation of Electoral Rolls. 4. With a view to assisting the Reforms Commissioner in various matters connected with the preparation of the electoral rolls and the introduction of the Reforms an Advisory Committee consisting of eleven non-official gentlemen—all members of the Legislative Council—was appointed at the beginning of March. The members were supplied from time to time with copies of the draft Rules and Regulations and their opinions were constantly ascertained and considered while the Rules and Regulations were under preparation and revision.
- Appointment of the Advisory Committee. 5. Special establishments both at headquarters and in the districts were entertained as required and a special staff of enumerators and supervisors were appointed for the preparation of electoral rolls for the City of Bombay. With a view to facilitate and expedite the issue of Government orders the Reforms Commissioner was also appointed an Additional Secretary to Government for Reforms. Expenditure on special establishments and other matters was incurred during the financial year and a sum of Rs. 7½ lakhs was provided in the budget for 1920-21 for expenditure in that year.
- Special establishments and expenditure. 6. At the end of January a reference was received from the Government of India regarding the establishment of the new Provincial Legislative Council, which was followed shortly by another reference forwarding a draft of the Electoral Rules. After the consideration and discussion of important points connected with franchise and representation, *e. g.*, the representation of urban wage earners, the reservation of seats for Marathas, and the division of Bombay City into parts for electoral purposes, a complete draft scheme for the
- Electoral Rules and Regulations.

constitution of the Provincial Legislative Council, which was in effect a revision of the scheme appearing in the Appendix to the Southborough Committee's Franchise Report, was submitted in the early part of March to the Government of India together with a list of the constituencies proposed. This draft and list were also circulated to all Commissioners and Collectors for information and guidance pending final orders. Opinions and remarks were at the same time invited from these officers as also from the members of the Advisory Committee, to whom also copies were sent. This scheme formed the basis on which the local officers set to work immediately in connection with the preparation of the Electoral Rolls, and as subsequently developed, amplified and settled by the final Electoral Rules and Regulations, it now forms the law relating to elections under the Government of India Act, 1919. These final Rules and Regulations received the assent of Parliament which was communicated by the Secretary of State at the end of July and the preliminary electoral rolls prepared thereunder were published on the 10th of August 1920. Two important changes were introduced at the last moment, *viz.*, the enfranchisement of subjects of Native States, which was decided on by the local Government at the end of July, and the enfranchisement of all soldiers, instead of those in receipt of pensions only which was directed by the Secretary of State about the same time. The following figures show the numbers of voters for the three Legislative bodies as published at the first publication of 10th August:—

Bombay Legislative Council.

Non-Mahomedan	434,391
Mahomedan	96,912
European	3,136
Landholders	1,715
University	4,024

Indian Legislative Assembly.

Non-Mahomedan	99,430
Mahomedan	20,990
European	3,136
Landholders	934

Council of State.

Non-Mahomedan	1,993
Mahomedan	588

7. The final settlement of the Rules and Standing Orders as also all the detailed working out of the arrangements for the nomination of candidates and the holding of elections occupied the attention of the Reforms Commissioner after the close of the period to which this summary relates, and will be dealt with in his final report.

14.—Military (Indian Defence Force).

1. The total strength of the corps in the Bombay Battalion fell from 1,387 to 1,308. The numbers on the books of the several corps in the Bombay Brigade area totalled approximately 3,900 of all ranks, including men on leave and totally or partially exempted. Following the conclusion of the war with Germany, a natural reaction set in after four years of strenuous training, with the result that only a minimum of work was performed and that many members of the various units, officers and men went on leave long overdue. During the mill strikes in January 1920 the members of the different corps were called on to furnish guards for their armouries and other localities. A limited amount of training was carried out, but interest flagged more and more, and even the small amount of work demanded had to be reduced. In spite of this the 4th (Bombay) Group Garrison Artillery carried out practice from the Coast Defence armament with very fair success and No. 3 Company Electrical Engineers did good work on the Defence Lights. The training consisted almost entirely of musketry which reached a fairly satisfactory level. No camps of exercise were

European Section.

held. The officers deputed by Army Head-quarters to explain certain proposals for the inception of a new Auxiliary Force to replace the Indian Defence Force, visited Bombay in November and December 1919. In Poona the training of the two units of the European Branch continued during the year on a somewhat modified scale, the necessity for the intensive training imposed by the war no longer existing. No camps were held, but "F" Battery, Indian Defence Force, carried out their annual practice with live shell north of Kirkee. In Karáchi, the training was confined to musketry, close order drill and bayonet training. Two Lewis guns were issued to the Karáchi unit. The armoured motor battery carried out some very useful machine gun training and battery drill. No camp was held during the season. The Mhow unit made but a fair progress in its training.

Exemption Tribunals.

2. During the year under report the Exemption Tribunal did no active work.

Indian Section.

3. The only portion of the Indian Branch which carried out training during the year under report was the University Company.

Bombay University Infantry (Indian Defence Force).

4. The Bombay Company of the University corps were handicapped in the autumn of 1919 by the demobilization of the Army, and suffered from frequent changes in their instructional staff. With the arrival of the new British Infantry Regiment, however, much good work was done, and in December the Company went into camp at Deoláli for a few days. Rifles and equipment had been issued to them prior to camp, and all ranks derived considerable benefit from it. The training of the Poona Company made good progress and service in this branch proved popular.

15.—Marine.

For details see the Annual Reports on Port Trusts and Shipping Offices for 1919-20 and tables under Port Trusts in Part VIII of the Statistics of British India.

1.—BOMBAY SHIPPING OFFICE.

Seamen shipped and discharged.

1. The total numbers of seamen shipped and discharged were, respectively, 49,757 and 49,477 as against 42,238 and 41,356 in the preceding year. Of the seamen shipped, 3,326 were British (319 under European and 3,007 under Indian Articles), 15,814 Goanese and 29,496 Indian.

Seamen left behind and relieved.

2. The number of European deserters was 3 as against 37 in the previous year, and the numbers of those left behind in hospital and jail were, respectively, 96 and 15. Sixteen seamen died during the year, 92 were sent home as distressed and 60 received subsistence. Ninety-four Indian seamen were left in hospital and 81 in jail, while 321 died. The number of distressed Indian seamen conveyed to and from the port was 495.

Receipts and expenditure.

3. The gross receipts rose from Rs. 1,08,714 to Rs. 1,18,816, while the expenditure decreased from Rs. 52,088 to Rs. 51,916.

Marine Court of Inquiry.

4. One Court of Inquiry was held on the capsizing of the S. S. "Koweit" in the docks. The Court decided that the capsizing was due to the emptying of the water ballast tanks before sufficient coal had been placed on board to ensure stability thus causing a heavy list which allowed water to come in through the open ports.

2.—KARACHI SHIPPING OFFICE.

Seamen shipped and discharged.

1. The total numbers of seamen shipped and discharged were, respectively, 574 and 1,088. Of the seamen shipped, 66 were British (13 under European and 53 under Indian Articles), 341 Indian and 91 Goanese.

Seamen left behind and relieved.

2. The number of European deserters was 3 and of seamen left in hospital and jail, respectively, 32 and 3. Three seamen died during the year and 5 were sent home as distressed. Fifteen Indian seamen died, 71 were left in hospital and 2 in jail, while the number of distressed Indian seamen conveyed to and from the port was 57.

Receipts and expenditure.

3. Receipts amounted to Rs. 2,094 and expenditure to Rs. 1,440, the net profit being Rs. 654.

3.—ADEN SHIPPING OFFICE.

During the year 2,324 seamen were engaged and discharged and 195 distressed seamen repatriated. Eighty-two shipping protests were noted and 10 certified copies were issued. The shipping fees received rose from Rs. 2,179 to Rs. 2,608.

4.—BOMBAY PORT TRUST.

1. The receipts amounted to Rs. 1,96,90,561 against Rs. 1,92,62,146 in the previous year. The revenue was the highest in the history of the Trust and was attained by increased receipts in nearly all the departments. The total expenditure amounted to Rs. 1,94,42,102, including a special appropriation of Rs. 10,50,000 to the Securities Depreciation Fund but excluding special expenditure met from special receipts. Revenue and expenditure.

2. The number of vessels, including transports, etc., which entered the docks or were berthed at the dock harbour walls, was 2,164 against 2,058 in the previous year. The total tonnage of the cargoes dealt with at the docks and bandars was 6,253,000 tons against 4,390,000 tons in the previous year. Shipping.

3. Expenditure on capital works aggregated Rs. 37.14 lakhs of which Rs. 13.02 lakhs were expended on Alexandra Dock, Mazagon-Sewri Reclamation and Port Trust Railway and Rs. 10.94 lakhs on the construction of the Oil Pier at Trombay with pipe line communication to Sewri. Capital expenditure.

4. On the bandars and land estates there was a large demand for occupations, especially for building-land within the Fort, and the Trustees have now very little land which is not leased in this locality. On the Ballard Estate all the plots but two have now been leased, and at the end of the year there were four buildings completed and the construction of fourteen others had been commenced. There is an effective demand for sites for industrial purposes at Wadala and numerous applications were received during the year. There was a marked revival of the Burma timber trade and the imports taxed the available accommodation to the fullest. Works.

5.—KARACHI PORT TRUST.

1. Receipts fell from Rs. 53,76,732 to Rs. 41,06,406 and expenditure from Rs. 53,67,131 to Rs. 50,13,794. The actual receipts fell short of the estimated receipts by Rs. 12,68,496. The reserve fund stood at Rs. 27,62,470. The cost of engineering works carried out fell from Rs. 31,98,021 to Rs. 20,58,543. The decrease was chiefly due to carrying out very few works from the opening balance and no works from special revenue. Revenue and expenditure.

2. The number of steamers of all kinds entering the port fell from 1,167 to 822 and the tonnage from 2,162,716 to 1,688,031. Of the 822 steamers, 803 were of British nationality against 1,093 in the previous year. Shipping.

3. Under the West Wharfage scheme a sum of Rs. 4,33,809 was spent for reclamation, etc., by the Suction Dredger "Graham Lynn." Owing to the insufficient supply of water from the municipal main to the Port Trust Indian village at Keamari where the labour supply is accommodated, and the inability of the municipality to improve the supply, which caused serious inconvenience to the residents of the village, the Board made a 3" connection from their own main at a cost of Rs. 11,535 and provide their tenants with an ample free supply of water. An order for a steam launch costing Rs. 15,750 to replace an old and unserviceable launch belonging to the Port Officer's department and an order for two fuel and one bazar and postal boat costing Rs. 13,180 to replace the old ones belonging to the Chief Engineer's department were placed with a local firm. A sum of Rs. 34,450 was spent on renewals of the workshop, hydraulic and electric light machinery and Rs. 95,738 towards special repairs to the dredging plant. Additional quarters to house the lascars of the Port Officer's department working on the wharves were built at a cost of Rs. 15,579. A siding was laid at the back of the Port Trust Indian village at Keamari for dumping rubbish collected from merchants' plinths, etc., in the Keamari Yard and the wharves at a cost of Rs. 9,154. Works.

6.—ADEN PORT TRUST. .

Financial.

1. Receipts rose from Rs. 8,16,768 to Rs. 10,10,583; while expenditure fell from Rs. 9,63,109 to Rs. 6,74,303.

Shipping.

2. The number of vessels, including country craft and excluding Government vessels, entering the port was 1,949 with an aggregate tonnage of 27,73,408 as against 1,064 with an aggregate tonnage of 9,72,658 in the previous year. Of 1,066 steamships, 726 were British.

CHAPTER IV.

PRODUCTION AND DISTRIBUTION.

1.—Agriculture.

For details see the Season and Crop Report of the Bombay Presidency for 1919-20, the Report of the Agricultural Department for 1919-20 and tables appended to the Agricultural Statistics of British India.

1.—AREA OF AVAILABLE STATISTICS.

The total number of villages in the Presidency proper (22,934½) dropped by one. Two villages in Broach, which had been amalgamated in 1918 but were reported as two last year, are shown as one this year. Seventeen alienated villages in Thána, one in Ratnágiri and one unsurveyed village in Násik, lapsed to Government and seven alienated villages in Sátára were surveyed and transferred from the class of "with unavailable" to "with available" statistics. The total reported area of the Presidency showed a net increase of 7,461 acres owing to survey operations in Ahmedabað (+883 acres) and Sátára (+1,672 acres) and to the addition of the area of one Uddhad village in Kaira (4,770 acres) which remained excluded last year. Variations in other districts are small and mostly due to corrections in survey records. In Sind the total number of villages remained stationary but there was a net addition of 27,051 acres to the total reported area of the province. Accretions from the river came to about 9,700 acres in Karáchi, 2,800 acres in Sukkur and 4,200 acres in the Upper Sind Frontier districts and survey operations and corrections in previous records added about 3,700 acres in Karáchi, Lárkána and Upper Sind Frontier. Nawábsháh shows an unexplained increase of 6,533 acres and the transfer of some forest lands from certain dehs in Sukkur to the Kashmir táluka of the Upper Sind Frontier district adds 16,575 acres to the latter with a corresponding reduction in the former. Excluding 1,89,600 acres of 6½ forest villages in East Khándesh which have again been relegated to unavailable statistics, the net area for which statistics were regularly collected and reported in the Presidency, increased by 11,300 acres with a corresponding diminution in the non-reported area, owing mainly to the transfer to the former of the area of the 7 newly surveyed villages in the Sátára district mentioned above. Estimates of the probable cropping of the areas for which statistics of actual cropping were not forthcoming, were as usual received from all districts except Ratnágiri. They were supplied for Ratnágiri by the Director of Agriculture. The area in Sind rose by 27,000 acres for the reasons explained above.

2.—CROPPED AREAS.

1. In the Presidency proper the gross area cropped showed a net rise of 46·2 lákhs acres or by about 20 per cent. over the area of the previous year. Early favourable rains following a year of famine were made use of everywhere for sowing food and fodder crops on an extended scale, particularly in districts where cultivation had receded most in the previous year. In Sind also the gross cropped area rose by more than 50 per cent. over the previous year owing to timely and steady inundation of the river. But in no case except Sátára and Broach and Thána to a small extent did the area show any advance over the figures recorded in 1917-18. Compared with this year the gross area was less by 1·5 per cent. in the Presidency proper and 8·8 per cent. in Sind. The area cropped more than once rose by 71 per cent. in the Presidency proper owing to plentiful late rains. This occurred mainly in the districts of the Panch Maháls and Surat in Gujarát, Poona, Ahmednagar and Násik in the Deccan, and Belgaum and Dhárwár in the Karnátak. In Sind, Lárkána, Sukkur and Upper Sind Frontier districts showed similar results, giving a net increase of 53·6 per cent. In consequence of the extension under the cropped area the area under fallows receded from 107·4 lákhs of acres to 65·4 lákhs or by 39 per cent. in the Presidency

proper and 64·2 lách acres to 52·3 láchs or by 18·6 per cent. in Sind. The assessed cropped area rose by 32,300 acres in the Presidency proper. This includes 12,700 acres of Bhatba land newly given out for cultivation in Ahmedabad. The districts of Kaira, Panch Maháls, Sátára, East Khándesh, Dhárwár and Thána have contributed most of the rest. In Sind the assessed area shows a net increase of 99,100 acres (of this 95,000 acres in Thar Párkar alone) owing to the favourable season. The unassessed cropped area shows an increase of 10,000 acres in Gujarát, 7,000 acres in the Deccan and 1,500 acres in the Karnátak. In Sind the unassessed area rose by 71,000 acres owing principally to increases in Karáchi, Upper Sind Frontier and Nawábsháh districts.

Uncultivated area.

2. Variations under this head correspond as a rule inversely with those under the occupied area. About 68,000 acres of forest lands were given out for temporary cultivation mainly in Poona (22,900 acres), Thána (20,800 acres, mostly wood lands), Sholápur (9,900 acres), Ahmednagar (6,700 acres) and West Khándesh (5,600 acres), and about 40,700 acres of culturable waste (including the Bhatba lands in Ahmedabad), and miscellaneous unoccupied lands were similarly dealt with in the Presidency.

Crops.

3. In the Presidency proper the area under food crops showed an increase of 25 per cent. over the previous year and 3·8 per cent. over the normal. In Sind the respective percentages were 53·7 and 16·6. Bajri, kharif jowar and other miscellaneous cereals and pulses were grown to a considerably larger extent than usual everywhere owing to plentiful early rains in the Presidency proper and early inundation in Sind in order to replenish the stocks of food grains and fodder which had been seriously depleted almost everywhere owing to the drought of the previous year. The season was also favourable for the cultivation of wheat, gram and other rabi crops but the area under them was somewhat limited owing to the utilization of lands usually reserved for such crops by the kharif crops. The area under non-food crops was 8·3 per cent. over the previous year and 33 per cent. over the normal in the Presidency proper and 35·8 and 8·4 per cent., respectively, in Sind. Under the incentive of high prices the area under cotton continued to show steady advance during the year in spite of the urgent necessity for growing food and fodder crops. The area under oilseeds showed an increase but it was still far short of the normal both in the Presidency proper and in Sind. The area under kharif crop increased by 21 láchs of acres over that of 1917-18 but that under rabi was less by 19 láchs of acres, a net increase of 2 láchs of acres over the total acreage under food grain crops of that year. As a result of the famine conditions in the preceding year cultivators were keen to take advantage of the early rains to sow crops that would mature early and afford food for human beings as well as fodder for cattle. Bajri and kharif jowar were accordingly sown with the first fall of rain and the area under them was extended by about 56 per cent. and 33 per cent., respectively, over the previous year. Poona (+3,56,000 acres), Ahmednagar (+3,05,000 acres), Sátára and Bijápur (+2,20,000 acres each), Sholápur (+1,99,000 acres), Násik (+1,78,000 acres), and Ahmedabad (+1,27,000 acres), mainly contributed to the increased acreage under bajri and Bijápur (+1,88,000 acres), Poona (+1,43,000 acres), Sátára (+1,33,000 acres), Belgaum (+94,000 acres) and Dhárwár (+83,000 acres) that under kharif jowar. The area under rabi jowar showed a small decline (-1,24,000 acres) owing to the extended cultivation under the early variety. In Sind, good rain in the desert portion of Thar Párkar and other hilly tracts where bajri is extensively grown and favourable inundation elsewhere favoured the cultivation of both these cereals and the area under them rose by 133 per cent. and 57 per cent., respectively, over the previous year. The cultivation of wheat (area 1,981,000 acres) advanced by 642,000 acres in the Presidency proper and 230,000 acres in Sind or by 83 per cent. and 69 per cent., respectively, over the abnormally low area of the previous year. Late rains were favourable but owing to the utilization of lands usually sown with rabi crops by kharif crops the area in the Presidency proper was about 6·1 láchs of acres short of the crop of 1917-18, and about 2 láchs of acres in defect of the normal. Násik, Ahmednagar, West Khándesh and Poona in the Deccan, Ahmedabad and Broach in Gujarát and Dhárwár and Bijápur in the Karnátak mainly contributed to the increase

over last year. In Sind the steady inundation and good rainfall of the year afforded sufficient moisture and the cultivation of wheat was extended mainly in Sukkur, Lárkána, Upper Sind Frontier and Thar Párkar districts. But as in the Presidency proper the total area was still about 110,000 acres short of the acreage of 1917-18. Among other cereals the area under rice (3,044,000 acres) rose by 331,000 acres over last year owing to resumption of its cultivation mainly in North Gujarát and lower Sind. In Dhárwár absence of timely rain and in Thar Parkár dearth of seed reduced the area to some extent. The area under ragi (593,000 acres) increased by 69,000 acres owing to its extended cultivation in North Gujarát and Dhárwár. Helped by the plentiful late rains gram (area 669,000 acres) was sown to a larger extent than in the previous year (by 76 per cent. in the Presidency proper and 108 per cent. in Sind) everywhere but more particularly in Ahmedabad, Broach, Poona, Ahmednagar, and in the North Deccan and Upper Sind. But the total area under it was still about 27 per cent. short of the acreage for 1917-18. Miscellaneous cereals and pulses (area 3,687,000 acres) which are mostly raised in the kharif season showed an increase of 24 per cent. in the Presidency proper and 68 per cent. in Sind owing generally to favourable season for the sowing of these crops. Oil-seeds (942,000 acres) were more extensively grown than in the previous year, but the area under them was still short of the normal by 39 per cent. in the Presidency proper, and 37 per cent. in Sind, a result due to greater attention being paid during the year to the cultivation of food-grains and other more paying crops. In the Presidency proper sesame was sown to a larger extent in the Deccan (+51,000 acres), Gujarát (+28,000 acres) and Karnátak (+17,000 acres) and linseed in Násik, Ahmednagar, Khándesh and Bijápúr. Rapeseed (which includes Jambho—*eruca sativa*—and is cultivated mainly in Sind) was more largely sown in Lárkána, Upper Sind Frontier, Sukkur and Nawábshah districts. The area under ground-nuts was about stationary, the decline in its cultivation in Násik, Sholápur, Sátára and Karnátak, due to dearth of seed and deficiency of water-supply in the beginning, being made up by its expansion in Poona, Khándesh, Ahmednagar and new areas in north Gujarát. The total area under cotton amounted to 4,337 thousand acres or about 1·2 per cent. and 36·2 per cent. over the previous year and the average in the Presidency proper and 0·9 per cent. and 73·3 per cent. respectively, in Sind. Notwithstanding the greater need for food and fodder crops the cultivation of this crop showed a considerable expansion in the Deccan and Gujarát under the stimulus of high prices fetched by the crop in the previous season. In the Karnátak, however, preference was given to jowar and other food crops owing to deficiency of rain at the time of sowing cotton. In Sind the extension in area shown last year was maintained. Among other crops sugarcane in the Presidency showed a fall of 73 per cent. in area below the previous year owing mainly to deficiency of water supply in wells and canals at the time of planting, but also in part due to dearth of seed owing to the fact that the crop of the previous season was fed to cattle in many places during the prevalence of drought. The area under tobacco (106,000 acres) more than doubled under the stimulus of high prices fetched in the previous seasons. Safflower which is now included under dyes showed an increase of 112,000 acres in area owing to extended cultivation of jowari, wheat and other crops with which it is usually sown. Fodder crops showed an increase of 206,000 acres mainly in the Panch Maháls, Násik, Sátára, Belgaum and Ratnágiri and the area under fruit and vegetables rose from 438 to 619 thousand acres owing to extended cultivation in almost all districts.

4. During the year the area irrigated in the Presidency proper amounted ^{Irrigation-} to 1,032 thousand acres, showing a decline of 4·5 per cent. below the area of the previous year. Irrigation was resorted to, to a greater extent in South Deccan and in Belgaum and Dhárwár districts of the Karnátak, but elsewhere it was availed of to a smaller degree owing to plentiful late rains of the year. In Sind the irrigated area advanced by 685 thousand acres or about 27 per cent. over the previous year owing mainly to the plentiful and steady supply of water in Government canals. The increase was general but more marked in upper Sind than in lower Sind. About 3·8 per cent. of the net cropped area in the Presidency proper was helped by irrigation while in the case of Sind the

ratio amounted to 79·1 per cent. In the Presidency proper owing to ample supply of water irrigation from Government canals (area 222,000 acres) was extended mainly in Ahmedabad and Kaira in north Gujarát and in Násik, Poona and Sholápur in the Deccan and from private canals (51,000 acres) in Poona and Sátára. Tank water (area 109,000 acres) was for the same reason largely utilized mainly in Ahmedabad and Dharwar districts and to some extent also in Násik and Poona. Irrigation from wells receded from 752,000 to 619,000 acres (17 per cent.) almost everywhere except in South Deccan due to water from other less expensive modes of supply being available. The area irrigated from other sources (31,000 acres) showed a small extension in South Konkan, but elsewhere it was generally curtailed resulting in a net decline of 10,000 acres or 24 per cent. In Sind Government canals supplied water to about 2,973,000 acres of land which formed 92·4 per cent. of the total irrigated area. Of the remainder 52,000 acres or 1·6 per cent. was helped from wells, and 180,000 acres or 5·5 per cent. from other sources. The area under irrigated rice rose from 116 to 173 thousand acres mainly in Ahmedabad and Kaira in North Gujarát (+40,000 acres) and Dhárwár (+16,000) in the Karnátak. Irrigation was taken for wheat mainly in Násik, Poona, Sholápur and Satara (+31,000 acres), but to a less extent in North Gujarát and in Khándesh, Ahmednagar, and Bijápur (—36,500 acres). Owing to a plentiful supply of fodder from other sources and the cultivation of barley and maize which were specially grown for their fodder in Gujarát and Deccan in the previous year, the area watered for these crops was curtailed by 9 and 37 thousand acres, respectively. For the same reason the area under irrigated jowar (mainly Sundhia) fell by 61,000 acres in North Gujarát and 10,000 acres in Sátára. Sholápur, however, had, owing to deficiency of late rains, to irrigate about 16,000 acres of it more than in the previous year. Bajri did not require irrigation assistance during the year in North Gujarát, but about 88,000 acres were irrigated elsewhere principally in Ahmednagar, Poona, Sholápur and Sátára owing to the shortage in the late rains. Other cereals and pulses (including gram) were for the same reason more extensively irrigated in the Deccan and Karnátak. The cultivation of sugar cane receded everywhere owing to shortage of water-supply at the planting season. Other crops call for no special remarks.

Water-supply.

5. The return showing the sources of water-supply having been made decennial, no fresh information is available for the year under report.

3.—AGRICULTURAL EXPERIMENTS.

General.

1. The expenditure of the department amounted to Rs. 13,09,000, as against Rs. 12,57,000 of the year before. Of this sum Rs. 2,76,000 represent special expenditure connected with such famine operations as cattle camps, special fodder production, provision of seed, etc. Receipts amounted to Rs. 4,22,000, as against Rs. 2,86,000 of the previous year. Rs. 40,000 were advanced from the Personal Ledger Account used for financing quasi commercial operations and Rs. 49,000 recovered during the year. The Sir Sassoon David Trust Fund made a grant of Rs. 1,09,000 to the department for the assistance of certain definite works of investigation and propaganda of which Rs. 23,000 were actually received during the year. There were many absentees during the year amongst the officers holding the principal posts in the department which were filled mostly by acting officers and in some cases duties were combined.

Seed.

2. In furtherance of the scheme for the introduction of the four principal strains of improved cotton temporary establishments were sanctioned for Gujarat and the Southern Maratha Country, and proposals were being made for permanent establishments to deal with the production, maintenance and distribution of superior cotton seed in the chief cotton tracts of the Presidency, based on the recommendations of the Indian Cotton Committee. It was decided to distribute two strains in South Gujarat, Surat I.A. for the Surat region, and 1,027, A.C.F. for the Navsari tract. In accordance with the settled plan an area of 6,000 acres was sown with selection I.A. This area was closely supervised by the staff, and the fields were rogued and the cotton marketed and sold by auction under departmental arrangements, with the help of a local

Y 231,8r
FO
2439

committee. In this way 553 khandis of lint were auctioned at a premium of from Rs. 22 to Rs. 75 above the ordinary price of Surat cotton. Both the cultivators and the purchasers of the cotton expressed their satisfaction with the operations. So far the work was comparable with similar work done in this tract in previous years, but an advance is indicated by the fact that with the new establishment the department was able to distribute over one million lbs. of this seed for sowing during the current season, which will suffice for at least 60,000 acres. During the past season a very large quantity of short stapled cotton was imported into this tract for the purpose of fraudulent mixing and leading members of the cotton trade expressed the opinion that no material advantage could result from the activities of the department so long as these fraudulent practises prevented the cotton from being marketed in a pure state. The marked difference in price during the past year, however, between Surat and Broach cotton which amounted to Rs. 150 per khandi in favour of the longer stapled cotton and the fact that the Cotton Contracts Board in Bombay has been strict in not passing inferior and adulterated cotton as genuine Broach, should do much to make both the cultivators and the dealers realise where their true interest lies and the legislation to control the movements of cotton proposed by the Indian Cotton Committee, if carried into effect, should produce most beneficial results. The work in connection with N. R. Cotton in Khandesh was carried on, as before, by the ordinary staff and the value to the cultivator of N. R. Cotton as compared with the ordinary Khandesh mixture is now so generally appreciated that the department was able to turn over the bulk of this distribution work to Co-operative Societies and Seed Unions and all that the department did was to supply 132,000 lbs. of seed direct to the farmers. Field trials again demonstrated that N. R. Cotton paid the cultivator much better than the longer stapled varieties in the Khandesh mixture and so long as the department has nothing more profitable to distribute, it must adopt the policy of pushing this variety. It cannot, however, be regarded as wholly satisfactory that the growing of a cotton with such an admittedly short staple, should be encouraged especially in view of the present tendency for the difference in price of long and short stapled varieties to increase, and the results obtained during the past season for a strain of a Comilla—Bani cross were very satisfactory. It still has to be tested on a field scale and to be seen how far the advantage obtained on the Government farms in a year of good rainfall can be secured, under ordinary cultivators' conditions and in years of short rainfall. In the case of Dharwar No. I in Kumta tract also a special temporary staff was engaged to deal with the distribution of improved cotton seed and the marketing of the produce. Dharwar No. I cotton was grown on an area of 3,500 acres and the produce was auctioned by Cotton Sale Societies and obtained a fair premium over local cotton amounting to Rs. 20 per naga which means about Rs. 4 per acre. This strain was selected largely on account of the fact that it was regarded as advantageous from the agricultural point of view, (*i.e.*, in respect of yield) and it was expected that it would rapidly find favour with the cultivators on this account. It has beaten local cotton in point of yield so consistently on the Dharwar farm over a long series of years that no trouble in this respect was expected. After a two years' trial, however, the cultivators of the principal locality where it was distributed came to the conclusion that it yielded less than ordinary Kumta cotton, and in some places there was not much desire to take up the seed, in spite of the fact that the produce got a premium for quality. How far this opinion of the cultivators is justified it is at present difficult to say. The figures of yield obtained on the Dharwar Farm, and the figures obtained by tests in cultivators' fields do not bear out their contention, but on the contrary show an advantage in the yield for Dharwar No. I. The opinion of the cultivators may be partly due to the fact that during the two years that it was distributed on a large scale the season was very bad one year, and only moderate during the second year. It is a fact, however, that this cotton has a more upright growth than the ordinary Kumta cotton, and needs to be sown somewhat thicker. On the Government farms where proper spacing is observed, this would not tell against it; but in cultivators' fields where the stand of cotton is ordinarily very poor, this might easily tell against it in a bad or poor year. If this is the cause of the adverse

opinion, it can be removed by the thicker sowing, but it is unfortunate that a check in the work should have occurred. At the end of the season, however, the department had seed for 30,000 acres, and this was distributed in fresh tracts, and careful estimates of relative yield will be made. In the Dharwar American tract, Gadag No. I found favour, and was being rapidly taken up. Apart from areas sown with seed from previous distributions and which has now become somewhat mixed, 1,200 acres were sown with pure Gadag No. I during the year under report, and some 10,000 acres will be sown with it during the present season, since there is a keen demand for the seed. At the auctions Gadag No. I obtained a premium of about Rs. 65 per naga or Rs. 16 per acre grown. In Sind the attempt to push "Triumph" cotton was given up, but Punjab American F 4 was found to compare well with local cotton from the agricultural point of view, and fetched Rs. 2 to Rs. 3-8-0 more per maund. There was a fair demand for this type and 70,000 lbs. of seed were distributed. Selection in the local Sindi mixture gave the same results as in Khandesh, viz., that N. R. Cotton was the most profitable in the mixture. This seed was, therefore, being multiplied.

Wheat and rice.

3. The work of the Plant Breeding Expert has not yet reached a stage that enables him to put out any pure line strains, but he is narrowing down his selections in wheat and rice and in a few years his work is expected to bear practical results. Punjab No. 11 and Pusa No. 12 wheats were introduced into Sind and obtained considerable popularity there. Apart, however, from pure strains, large quantities of seed were being distributed all over the Presidency from Government farms and depôts and the seed of jowári and rice obtained from Government farms by mass selection was in considerable demand, and undoubtedly gave much better results than seed not so selected. New sugarcane varieties suited to various tracts and conditions were coming into common use and fruit trees of many kinds were widely distributed. In addition to this there was considerable demand for good seed of well-known varieties and the department made an effort to meet this demand as far as possible. Potatoes, rice, jowári, bájri and gram were provided on a considerable scale to meet the demand. It is worthy of note that a private firm was taking up seedsman work on a large scale and the department was able to turn over to it some of this quasi-commercial work already. Groundnuts continued to be distributed on a fairly large scale, but the popularity of this crop had been so widely spread, that it was no longer necessary to undertake such extensive operations of this kind as formerly.

Jowári.

Sugarcane and fruit trees.

Potatoes, bájri and gram.

Groundnuts.

Implements, tillage and cultural experiments.

4. The implement campaign continued to be one of the most important forms of activities of the department and was carried on by the demonstration and sale of implements on Government farms by the sale and hire of implements from many depôts and by means of ploughing competitions and itinerant demonstrations. This work has had very considerable results and there are now many parts of the Presidency where iron ploughs are in regular use in large numbers, and the results are distinctly and obviously beneficial. In some tracts it has become quite a business to keep a number of iron ploughs for hire and several agricultural associations and co-operative societies undertake this work on a considerable scale. Cultivators and dealers in many tracts now buy their ploughs freely from the local factories and from importers so that the work of the department in this connection is proportionately reduced, and it was enabled to take to fresh tracts. The operations of drilling and interculturing were successfully introduced in Sind on the Jamrao Canal in place of broad casting, and were gaining in popularity.

Manure.

5. The supply of artificial manures remained very short, but sulphate of ammonia was becoming popular for application to sugarcane in many tracts. About 500 tons were used in the Presidency during the year, and now that the supply is becoming larger, the use of this fertilizer is likely to increase rapidly in the near future. The supply of some concentrated manures is still very scanty, but cultivators are becoming interested in the use of artificial manures for various garden crops, and as the supply increases, they will be taken up by degrees. The Union Agency have started manure mixing in Poona and the Agricultural Department has supplied them with the

assistance of a chemist as promised by Government. The very striking success of bone-meal applied to rice on laterite soils, as demonstrated on Government farms, is being appreciated by cultivators, and a small demand for bone-meal is now beginning, and is expected to increase rapidly.

6. The only pedigree bulls that the department has to distribute are Kankrejis from the Chharodi and Surat Farms, and Karáchi bulls from the Dairy Farm. Kankreji bulls were being put out on the premium system, and the department was purchasing Khillari bulls in the open market to supply to breeders in the Deccan. Pure bred Mysore cattle are now being purchased to form the nucleus of a herd. This herd will in time supply bulls for the Southern Marátha Country, and very possibly to a considerable part of the Deccan. The buffalo bulls kept for the use of the public on Government farms were fairly used, and the experiment of using she-buffaloes for ploughing in the Konkan shows that such a development is quite possible and should be profitable to small holders. Animal husbandry.

7. The question of fodder is of the greatest importance in connection with cattle breeding; for, in tracts where fodder famine is chronic, little success can be hoped for in improving the type of cattle. In such tracts small, hardy cattle have a survival value which, for the poorer cultivator, puts them ahead of the larger cattle which the effective tillage of the soil demands. The local storage of fodder at Chharodi and Kopergaon continues, and these supplies are very useful when shortage occurs. During the past few years the trouble has been that fodder shortage has occurred so frequently that it was not possible to build up the reserves that the department had hoped to store against famine. The question of shredding and baling kadbi on a large scale at Karajgi in the Dhárwár district is being considered. Efforts are being made to popularize various fodder crops, a number of silos have been constructed in various parts of the Presidency in which jowári, maize, grass and cane tops are stored, the use of mowers and chaff cutters is being demonstrated and the use of prickly-pear as a rough feed for cattle is being widely advocated. Some results are being secured from this campaign, but the progress is slow. No improvement in the fodder supply can be obtained unless people are prepared to undergo some expenditure in this matter, and people are very reluctant to do this, as a business proposition, because the returns from the average cattle are so small. The cattle breeding industry, speaking generally, rests on an economic basis; and it is very difficult to devise any acceptable remedy for the present state of affairs. Cattle and fodder.

8. The work of the Agricultural Engineer was continued on the same lines as in the previous year. One hundred and twenty-seven successful bores were made during the year and much attention was paid to pumping plants. Agricultural engineering.

9. Eleven bulletins and 7 leaflets (with vernacular versions) were issued during the year. Four irregular agricultural journals were published, as usual, with the assistance of the Agricultural Department. Three agricultural shows of some size and several fairly elaborate farm demonstrations were held. A large number of village demonstrations and ploughing matches, etc., were organized all over the Presidency, at which the advantages of improved implements, good seed, chemical manures and other matters were shown in actual practice in cultivators' fields. Propaganda.

4.—AGRICULTURAL EDUCATION.

1. The number of students attending the Agricultural College shows a marked increase and now stands at 203 as against 170 in 1919. Of the 203 students at the college, 136 belonged to the Bombay Presidency and 67 came from other parts of India and from Ceylon. It is remarkable that considerable numbers of students joined the college, not only from adjoining provinces and States, but also from the United Provinces, Bengal, Assam and Burma. Poona Agricultural College.

2. The schools are doing useful work, except the one in Sind. It is intended to open six new schools at Bágalkot, Karád, Niphád, Surat, Jalgaon and in Sind. Agricultural schools.

5.—ADVANCES TO CULTIVATORS.

The advances made to cultivators under the Land Improvement Loans Act and the Agriculturists' Loans Act in each of the districts of the Presidency during the past two years are contrasted in the following statement:—

District.	1918-19.		1919-20.	
	For purchase of seed and cattle, Act XII of 1884.	For permanent improvement, Act XIX of 1883.	For purchase of seed and cattle, Act XII of 1884.	For permanent improvement, Act XIX of 1883.
1	2	3	4	5
	Rs.	Rs.	Rs.	Rs.
Ahmedabad	2,17,000	85,206	21,604	860
Kaira	20,04,429	4,87,718	20,437	16,559
Panch Mahals	5,57,210	44,696	59,512	7,711
Broach	21,83,498	29,575	49,440	4,400
Surat	1,01,166	4,885	5,001	1,775
West Khándesh	8,32,548	1,51,240	94,148	4,800
East Khándesh	1,69,600	1,56,015	23,382	10,750
Násik	4,49,792	2,33,242	64,070*	9,260*
Ahmednagar	18,43,044	6,26,000	5,91,644	27,057
Poona	9,29,567	10,90,892	22,650	45,165
Sholápur	49,683	1,65,825	7,063	11,800
Sátára	3,55,925	3,66,431	5,610	13,750
Belgaum	1,82,404	1,46,015	22,322	7,215
Bijápur	2,77,250	4,25,464	1,28,593	56,406
Dhárwár	2,64,358	23,186	50,966	29,680
Thána	2,47,985	35,065	9,915	3,150
Kolába	80,551	2,190	2,790	5,600
Ratnágiri	4	620	6,242	900
Kánara	1,24,807	1,950	31,612	3,968
Total for the Presidency proper	1,08,70,816	40,26,215	12,16,903	2,60,126
Karáchi	4,02,629	1,25,050	1,73,859	54,082
Hyderabad	2,34,272	46,799	1,13,158	54,441
Sukkur	2,74,465	2,41,694	1,72,407	1,05,983
Upper Sind Frontier	1,71,113	1,06,612	72,485	74,430
Lárkána	3,75,042	1,22,766	4,149	1,926
Thar Párkar	4,82,658	1,04,753	1,95,323	74,459
Nawábsháh	2,24,804	78,695	2,87,070	63,115
Total for Sind	21,64,983	8,26,369	10,18,451	4,28,436
Grand total	1,30,35,799	48,52,584	22,35,354	6,88,562

* Figures of Násik for 1919-20 are provisional.

The figures given above are for the takavi year ending 30th September 1920. The aggregate amount advanced under the Acts decreased by Rs. 1.50 crore to Rs. 29.24 lakhs. The amount advanced in the Presidency proper decreased by Rs. 1.34 crore and that in Sind by Rs. 15.44 lakhs. There are substantial decreases in the figures for the year under report compared with those of the previous year in all districts of the Presidency proper and in Sind except Ratnagiri and Nawabshah owing to the favourable nature of the year following a year of famine. In the Ratnagiri district large advances had to be made for the purchase of seed and cattle. In the Presidency proper the amount advanced under the Agriculturists' Loans Act was utilized mainly towards the preservation and replacement of cattle and the purchase of seed, while the amount under the Land Improvement Act was spent in digging new wells. Unauthorised arrears amounting to Rs. 1,178 are due from the Yeravle Co-operative Credit Society in the Karad taluka of Satara district. Most of the takavi works were inspected by the revenue officers concerned and cases of misappropriation, where they occurred, were duly dealt with.

6.—AGRICULTURAL STOCK.

General

1. The quinquennial census of agricultural stock was held simultaneously in all parts of the Presidency and in Sind in January 1920. Being taken within six months of the close of the famine of 1918-19, the result indicates clearly the losses due to famine.

2. The total number of cattle in the Presidency proper was 81·84 lakhs, showing a net loss of 10·22 lakhs or 11·1 per cent. on the figures of 1915-16. In Sind the total number 18·18 lakhs declined by 3·71 lakhs or 16·6 per cent. below the figures of 1915-16. Since 1901 the number of cattle had steadily increased and in 1915-16 the figures were the highest ever returned. The number of cattle is now the same as it was 10 years ago. The loss of a million cattle is less than in the partial famine of 1897 and much less than in the general famine of 1899-1900. The loss is serious enough, but considering the wide spread nature of the fodder famine and the difficulty of railway transport, it is remarkable that it was no greater. It is a testimony to the efficiency of the fodder operations of Government and private institutions and the energy of the people themselves.

3. Of the total losses half come under the heading "Young Stock." A large number of cows died, but comparatively few she buffaloes and, still fewer plough cattle. From the figures it would seem probable that, speaking generally, the cattle which died were the least valuable, but the losses of young stock are serious and of course the surviving cattle deteriorated in condition. Poona, Ahmednagar and Nasik suffered very severely and in a less degree West Khandesh and Panch Mahals. In a country where there is no standard of efficiency either amongst the plough or the milch cattle, little real information can be obtained from a mere recital of figures. It is quality that counts and not mere quantity.

4. There was a small net increase of 20,000 head over the number returned in 1915-16, but some of the best Deccan breeding tracts suffered severely.

5. In the Presidency proper the number of sheep declined by 2·62 lakhs below the numbers returned in 1915-16. In the case of goats the decrease amounted to 8·85 lakhs. In Sind there was a gain of 50 thousand under sheep but a loss of 73 thousand under goats as compared with the returns of 1915-16. The figures returned show a general decline under goats in every district of the Presidency proper and of Sind (except Sukkur, Hyderabad and Thar Parkar), but the number under sheep showed some increase in Poona, West Khandesh and Kaira districts and in the Konkan except Kanara in the Presidency proper and in all districts of Sind except Hyderabad and Upper Sind Frontier.

7.—BREEDING OPERATIONS.

1.—Presidency Proper.

1. Good pedigree bulls of the Kankreji breed are distributed from the Northcote Cattle Farm in the Ahmedabad district and from the Surat farm. Seven bulls were put out from the Northcote Cattle Farm on the premium system during the year. There were in all 30 premium bulls at the end of the year, 24 in Gujarat, 5 in the Deccan and 1 in Kanara (buffalo bull).

2. The number of cattle belonging to Government at the Northcote Cattle Farm decreased from 641 to 603. Fifty-four animals were sold and 50 died. The number of births decreased from 128 to 68 due to the failure of rains and the consequent shortage of fodder. The buildings for the Bankapur Cattle Farm in the Dharwar district were nearing completion, and pure breed Mysore cattle were being purchased to form the nucleus of a herd.

3. At the beginning of the year 43 stallions were employed at stud, 19 being horses and 24 ponies. One pony was received as a gift and two ponies were purchased. Fourteen stallions were stationed in Gujarat and 29 in the Deccan, and they covered 1,336 mares as against 1,272 in the previous year. The annual cost of maintenance per head rose from Rs. 598 to Rs. 726.

2.—Sind.

The Arab stallion maintained by the Larkana District Local Board covered 59 mares as against 43 in the previous year. The cost of feed and upkeep rose from Rs. 623 to Rs. 666 owing to enhanced prices for grain and

fodder. There were two District Local Board bulls in the Upper Sind Frontier district. They covered 63 cows during the year. Progress was made during the year towards the establishment of the Willingdon Cattle Farm at Karachi.

8.—FAIRS AND SHOWS.

- Horse shows. 1. No horse shows were held during the year owing to the scarcity of fodder.
- Cattle fairs and shows. 2. No cattle fairs or shows were held in the Presidency proper. One mule show was held at Larkana ; money prizes and medals were awarded.

2.—Weather and Crops.

1.—METEOROLOGICAL DEPARTMENT OF WESTERN INDIA.

Observatories. 1. There were two observatories under the control of the Meteorologist, Bombay, viz., those at Bhávnagar-Para and Jámnagar. The observatory at Surat was inspected by the Meteorologist's head clerk in December 1919.

Observations. 2. The observations from Bhávnagar-Para were satisfactory, but those from Jámnagar were not. Extracts from the logs of vessels that touched the port of Bombay were sent to Simla. Telegraphic summaries of weather experienced by mail steamers were sent to Simla from the 30th May to the 9th December 1919.

2.—NOTE ON THE WEATHER OF THE BOMBAY PRESIDENCY DURING THE YEAR 1919-1920.

Principal features. 1. The chief features of the weather of the Bombay Presidency and the adjacent parts during the year 1919-1920 were :—(1) An unusual dryness during April 1919, the excessive rainfall in May over the Peninsula with the exception of the Konkan and the abnormally dry weather in May in northern India with the exception of Sind and Rájputána due to a prolongation of cold weather conditions ; (2) the setting in of the monsoon at about its usual date in the Peninsula, its fitful character in June and the early part of July, its non-penetration till about the middle of July into northwest India where intense hot weather conditions prevailed in June, the concentration of its activity in northern India and the central parts of the country in August, its withdrawal from these areas early in September and the abundant rainfall it gave in the Peninsula in September ; (3) the widespread rainfall in the Presidency with the exception of Sind in the beginning of October, the weakness of the monsoon during the rest of the month, and its unusual activity in November and the more than usually heavy rain associated with winter disturbances in northwest India in December ; (4) the abnormally heavy rain in the Bombay Presidency with the exception of Sind and in the central parts of the country in connection with a disturbance in the Arabian Sea early in January, the remarkably low temperatures in the first fortnight of February and the high temperatures in the last week of the month in northern India and the unusually dry weather in March over the whole of the Bombay Presidency.

Monsoon. 2. Several disturbances of the winter type advanced into northwest India from the west during the month of April 1919, but the associated precipitation was on the whole light except in Sind and Rájputana. In the Peninsula the usual thunderstorms were comparatively rare and in the Bombay Presidency they were chiefly confined to the south Bombay Deccan. Thus the rainfall of the month was in defect by 92 per cent. in the Konkan, 89 per cent. in the Bombay Deccan and 33 per cent. in Káthiáwár while it was equal to the small normal amount in Gujarát and was in excess by 154 per cent. in Sind due chiefly to a heavy fall at Jáacobabad on the 20th. During the month of May the weather in northern India was affected by six disturbances. Five of these were of the cold weather type and the rainfall associated with them was confined chiefly to the Punjáb and the surrounding districts. They were, however, a potent factor in retarding the developement of the usual hot weather actions in northern India. But over the greater part of the Peninsula thunderstorms usual for the season were of frequent occurrence and the accompanying rainfall was in excess of the normal. An advance of the monsoon occurred in the

Arabian Sea during the last week of the month and resulted in a storm which was moving in a northwesterly direction at the end of the month. In the Bombay Deccan rain fell mostly between the 12th and the 16th and during the last few days of the month, when rain was also received in the south Konkan. The total rainfall of the month was above normal by 72 per cent. in the Bombay Deccan and was normal in Sind; it was in defect elsewhere—by 39 per cent. in the Konkan, 50 per cent. in Gujarát and 73 per cent. in Káthiáwár. The total rainfall of the season, April and May, was in excess by 14 per cent. in the Bombay Deccan and 81 per cent. in Sind and was in defect over the rest of the division—by 51 per cent. in the Konkan, 43 per cent. in Gujarát and 40 per cent. in Káthiáwár. The storm which formed towards the close of May in the Arabian Sea in front of the advancing monsoon current was encountered by the S.S. Sicilia on June 2nd about 300 miles southeast of the Kuria Muria Islands and appears to have broken up on the Arabian coast on the 3rd. From the available marine information it appears to have been of great severity and to have done some damage to shipping. Light rain was reported from many stations in the Peninsula during the first three days of June, but with the disappearance of the storm rainfall increased on the west coast to the south of latitude 16° N. and gradually extended northwards into the Konkan and the Bombay Deccan. Heavy rainfall characteristic of the burst of the monsoon occurred at Ratnágiri on the 6th and at Bombay on the 7th. During the next week the monsoon was, apart from the west coast, chiefly directed towards the Central Provinces and the Deccan under the influence of a depression which formed over Bihár and Orissa during the 9th and disappeared over the north of the Central Provinces on the 14th. Some heavy falls occurred locally during its progress, Raipur receiving 11·59" between 8 a.m. of the 10th and 8 a.m. of the 12th. The monsoon began to weaken after the disappearance of the storm and there was a complete break in its activity except on the west coast from the 19th to the 24th. A revival set in on the 25th and rainfall again extended into the interior of the Peninsula, the central parts of the country and Gujarát. The total rainfall of the month was nearly normal in the Konkan and in excess by 17 per cent. in the Bombay Deccan; there was a deficiency over the rest of the Presidency, which amounted to 23 per cent. in Gujarát, 65 per cent. in Káthiáwár, and 82 per cent. in Sind. In the last mentioned area the only rain received during the month was a locally heavy fall at Sháhbunder on the 4th. The amount of cloud was in distinct excess in Gujarát and the Bombay Deccan. In the central districts of the latter area maximum temperature was slightly below normal, but was distinctly above normal in upper Sind where in common with the Punjáb and the Northwest Frontier Province temperature was persistently high and Jácobabad, usually the hottest station in India, registered on the 12th a maximum of 127° F. which is higher than the highest previously on record. During the first three days of July the monsoon was very vigorous and gave widespread rain in the north of the Peninsula, the central parts of the country and Gujarát under the influence of a storm from the Bay which crossed the coast near Puri on the 1st and disappeared over Central India on the 3rd. Its activity declined thereafter and till the 9th rainfall was chiefly confined to the west coast, Gujarát, the United Provinces and parts of the Central Provinces. The monsoon strengthened on the 9th and rainfall extended in the central parts of the country and into Rájputána and the Punjáb within the next three days, and well marked monsoon conditions prevailed over northwest India till nearly the close of the month. But in Káthiáwár, the Bombay Deccan and Hyderabad the monsoon was appreciably less active than usual from the 10th to the 20th when a favourable change set in for these regions and from the 24th onward there was widespread rain in the north of the Peninsula. The last three days of the month were marked by the extension of the monsoon into lower Sind where nearly general and in places very heavy rain was recorded. The total rainfall of the month was in excess by 103 per cent. in Sind and by 5 per cent. in the Konkan; but over the rest of the Presidency rainfall was below the average, the deficiency amounting to 16 per cent. in the Bombay Deccan, 12 per cent. in Gujarát and 26 per cent. in Káthiáwár. Rainfall during the month of August was chiefly concentrated in the north of the Central Provinces, Central India,

the west of the United Provinces, south Rájputana and Gujarát at the expense of the Peninsula. This was due to a series of disturbances, of which the first and fifth were the most important so far as weather in the Bombay Presidency was concerned. The first crossed the Orissa coast on the morning of the first and after travelling in a northwesterly direction disappeared over Rájputána on the 4th. It determined very heavy rain in north Gujarát and south Rájputána, Deesa receiving 12" in the 24 hours ending with 8 a.m. of the 4th and Mount Abu 23" during the 3rd and 4th. The fifth formed over Central India East on the 22nd and travelling westwards disappeared over Sind on the 26th, causing heavy rain along its track. At Hoshangabad nearly 12" fell on the 22nd and at Mount Abu 11" on the 23rd. The second and the sixth disturbances travelled from the head of the Bay into the United Provinces and the former gave some heavy rain in the north of the Central Provinces, Central India East and the United Provinces, but the latter was comparatively shallow and did not cause any marked concentration of rainfall. Rainfall due to the third and fourth disturbances which were feeble also occurred in the central parts of the country, but no heavy falls were recorded. The total rainfall of the month was nearly normal in the Konkan (+ 5 per cent.) and the Bombay Deccan (-1 per cent.) and was considerably above normal in Gujarát (+ 76 per cent.) and Káthiáwár (+ 61 per cent.) while in Sind it was in defect by 47 per cent. At the beginning of September the monsoon was chiefly directed to northwest India and the United Provinces, but it weakened during the course of the first week and hardly any rain fell in northwest India after the 4th and in the United and the Central Provinces after the 7th. There was almost a complete cessation in its activity except for some local rain in the Bombay and the Madras Deccan during the second week. The monsoon strengthened after the 15th and during the remainder of the month there was nearly general rain in the Bombay Deccan and Hyderabad with an extension during the first few days into Gujarát, Káthiáwár and the Central Provinces, while after the 25th there was widespread rain over nearly the whole of the Peninsula. The total rainfall of the month thus exceeded the normal by 61 per cent. in the Bombay Deccan; but was in defect over the rest of the Presidency, the deficiency amounting to 21 per cent. in the Konkan, 39 per cent. in Gujarát and 53 per cent. in Káthiáwár, while Sind was entirely rainless. The aggregate rainfall of the monsoon season—June to September—was normal in the Konkan and below normal by 22 per cent. in Káthiáwár. It was in slight excess elsewhere, by 5 per cent. in Gujarát, 10 per cent. in Sind and 11 per cent. in the Bombay Deccan. During the first three days of October there was widespread and in places heavy rainfall on the west coast, in the Bombay Deccan, the west of the Central Provinces and in the southern districts of Gujarát and Káthiáwár in connection with a shallow depression off the Konkan coast. With its disappearance on the 3rd the activity of the monsoon decreased and by the beginning of the second week rainfall had almost disappeared from the Presidency. Except for some rain between the 14th and the 16th in the southern districts of the Konkan and the Bombay Deccan, rainfall was during the next fortnight chiefly confined to the south of the Peninsula. A depression from the Bay which travelled towards the Central Provinces brought some rain to that area on the 23rd and 24th and there was a short re-appearance of rainfall in the Konkan and the Bombay Deccan on the 26th and 27th. The total rainfall of the month was in defect by 19 per cent. in the Bombay Deccan, but was in excess in the Konkan, Gujarát and Káthiáwár by 39 per cent., 56 per cent. and 50 per cent. respectively. No rain was recorded in Sind during the month. During the month of November the monsoon was much more active than usual in the Bombay Presidency under the influence of two depressions which formed in the Bay and one disturbance which appeared off the north Konkan Coast. The first depression in the Bay developed into a storm near Negapatam on the 1st and crossing the Peninsula was situated 200 miles to the west of Mangalore on the morning of the 3rd. It gave some rain to the Konkan and the Bombay Deccan on the 3rd and 4th. It was of moderate intensity when it crossed the coast, but intensified considerably during its passage across the Arabian Sea towards the Kuria Muria Islands where it probably disappeared on the 8th. S.S. Zayani bound from Aden to Bombay encountered the storm in latitude 17° N. and longitude 62½° E. at noon on the 5th and experienced hurricane winds and mountainous seas with

the year under report were almost wholly taken up with the discussion of these questions and a final solution was reached. The Registrar and the Board of the Provincial Bank concluded that District Banks must remain the main unit of finance, but that the limit of their districts need not necessarily be conterminous with those of the revenue districts; that they must be strengthened and their share-capital rapidly increased; that they should be inspected by the Provincial Bank and should in turn inspect all agricultural resource societies; and that guaranteeing unions should only be organized *pari passu* with the ability of District Banks to finance and supervise them. In fact they held that the District Bank, whether its area was that of a revenue district or not, must be the Bank responsible for agricultural resource co-operation within its area. For the meantime, however, the Provincial Bank would continue to act as a District Bank in those areas for which no Central Bank was yet in existence but would do its best to help the organization of District Central Banks in all districts. Steps were also taken to have the Provincial Bank recognized as such in name as well as in fact. These steps naturally led in turn to an alteration in banking methods by the introduction of cheques and discounting business.

2. The number of agricultural credit societies increased from 1,648 to 1,993 and the working capital from Rs. 81½ lakhs to nearly Rs. 108 lakhs. The reserve funds grew from Rs. 5½ lakhs to Rs. 7½ lakhs. In Sind the illiteracy of the population, the backward condition of administration, the prevalence of large land owners and the fact that the majority of the actual cultivators are mere tenants-at-will presented difficulties in the extension of the agricultural credit movement. The results achieved in spite of these drawbacks are noteworthy. In 1917-18 there were 65 societies in all, of which 63 were agricultural. During the year under report there were 198, of which 196 were agricultural. In the same period the membership of agricultural societies rose from 2,877 to 6,688 and the working capital from Rs. 1½ lakhs to Rs. 4 lakhs, excluding that of the Central Bank. In the whole movement in Sind during the same period societies increased by 205 per cent., membership by 164 per cent. and working capital by 287 per cent.

3. There were in the year under report 102 non-credit agricultural societies in all. Of these, 26 were for the supply of manure, 19 for the supply of seed, and 13 for the supply of implements. There were 8 dairy societies. There were 14 societies for cattle breeding and 4 for cattle insurance, while there were 18 societies in all for the sale of cotton and other agricultural produce.

4. In the Presidency there were in all 273 non-agricultural credit societies, of which 42 assumed unlimited liabilities and the balance a liability limited to the share-value. Of these, not less than 111 exist in Bombay City alone. Ahmedabad had only 6 and Poona only 14. Karachi was also behind-hand with only 4.

5. The limited societies had 63,000 members and a paid-up share capital of Rs. 17½ lakhs. From members and non-members together they held deposits of Rs. 45 lakhs. The total working capital was over Rs. 68 lakhs and they had built up reserve funds of nearly Rs. 3 lakhs. In the previous year the membership was 52,000, the share capital less than Rs. 33½ lakhs and the deposits only Rs. 33 lakhs.

6. The unlimited urban societies are of very minor importance and are mostly confined to a very poor class.

7. Weaving is the only cottage industry with regard to which the co-operative movement in the Presidency made progress. There were at the end of the year under report 43 societies with a membership of 2,857 and a working capital of Rs. 3,07,660, the corresponding figures for the previous year being 3,32,300 and Rs. 2,13,000. The year was on the whole good for weavers, the manufactured cloth being greatly in demand and fetching good prices. The reserve fund of all the Weavers' Societies together was represented by Rs. 32,179. In the Sholapur district, the movement received a stimulus from the funds of the Weavers' Guild being placed at the disposal of the Registrar of Co-operative Societies for encouraging Weavers' Societies. Owing to the

poverty-stricken condition of many weavers, the Famine Relief Fund placed Rs. 6,000 at the disposal of the Registrar, which was distributed as a famine dole to 318 members of the societies.

Central banks

8. In the year under report there were 14 central banks registered, compared with 12 in the previous year. One of these is the Bombay Central Co-operative Bank, which is really the Provincial Bank of the Presidency, though its name has not yet been altered. Of the two new banks, one for Nasik was still engaged in collecting capital, while the other for Bijapur made a very promising beginning with share-capital of Rs. 38,600, though its working capital was only Rs. 63,700.

Resource movement.

9. The Resource Movement as a whole includes the Provincial and District Central Banks, all Agricultural Societies (credit and non-credit except Producers' Societies) and all Urban Credit Societies. Leaving out of account the members of Provincial and Central Banks who in most cases are either societies or gentlemen who are already members of some other society, the total membership in the Resource Movement was 224,904, though a small margin must be allowed for overlapping. The working capital of the movement in the year under report reached Rs. 2.49 crores. The paid-up share capital in the movement amounted to Rs. 32.83 lakhs. This figure, however, gives a misleading impression, as the vast majority of agricultural credit societies, of which 1,330 are affiliated to the Provincial Central Bank, have no shares but raise their capital on the Raiffeisen deposit system. The reserve fund of the movement amounted to Rs. 13.50 lakhs and the profits to Rs. 5.86 lakhs.

Consumers' movement.

10. On the 31st March there were 59 societies in all. The movement is still in its infancy and the figures recorded cannot be relied upon in all cases.

Co-operative building societies.

11. The organization of Co-operative Building Society made good progress during the year. This was due to the Bombay Co-operative Housing Association, now amalgamated with the Central Co-operative Institute. During the year 14 new societies were organized, of which 7 were formed in Bombay City and suburbs, 4 in Dharwar, 1 in Ahmednagar and 2 in Karachi. At the end of the year the total number was 21.

Producers' movement.

12. During the year under report nothing was done to promote the Producers' movement except to clear the ground by some preliminary study and enquiry.

Co-operative Central Institute.

13. The Co-operative Central Institute did extremely useful work under the presidentship of His Excellency the Governor. The membership rose from 539 to 719, 392 of the members being societies, a number which is still far too small a percentage of the total number of societies in this Presidency. The institute held two training classes for senior secretaries at Bombay and Dharwar. In addition, a committee of the Institute edits and issues the Bombay Co-operative Quarterly Magazine, a model publication admirably conducted. The Institute also issues vernacular monthlies on co-operation. Lectures were arranged and a Legal Committee gave advice on 5 cases referred to it. The working of the section devoted to Housing has been specially prolific of good results. The Institute has been of great advantage to the department by its advice on many occasions and undoubtedly forms the nucleus of an important non-official consultative and organizing body.

Training classes.

Publications.

Lectures.

Provincial Co-operative Conference.

14. A Provincial Co-operative Conference was held in September 1919 and was opened by His Excellency the Governor. Several important subjects were discussed and such of the resolutions as required action from Government were submitted by the Registrar for orders, while action on others, where possible, was taken by the Department.

Night schools

15. The work of night schools was continued from last year and in all 37 schools were working including one in Sind. The object of these schools, is to remove from co-operative societies that illiteracy which hampers the progress of the movement. The schools are in special charge of two inspectors borrowed from the Educational Department, who visit them frequently, stimulate attendance and see that the work is regularly carried on. The schools have not yet completed their full course and little can be said at this stage as to how far they have been successful in achieving the desired object.

4.—Horticulture.

PUBLIC GARDENS.

1. Ten public gardens, including the site of the band-stand at Chowpatti, ^{Bombay municipal gardens.} were maintained by the municipality. The number of visitors to the Victoria Gardens rose from 1,558,334 to 2,027,387, showing an increase of 469,053. Ninety-five band performances at the different band-stands were held against 74 in the previous year, the increase being due to the performances being continued during the rainy season. The number of visitors on band days at the Victoria Gardens when admission fees were charged rose from 10,147 to 13,261 and the receipts from Rs. 1,004 to Rs. 1,384. New plants were added to the collection as usual. Twenty-one animals were presented during the year, 14 were born in the gardens, 131 were purchased and two were received in exchange. There were 31 casualties. The municipal budget grant for all the gardens was Rs. 1,67,119, out of which Rs. 1,61,288 were expended, the corresponding figures for the previous year being Rs. 1,38,923 and Rs. 1,32,001.

2. These gardens are maintained by the Agri-Horticultural Society of ^{Empress and Bund Gardens, Poona.} Western India. The unequal distribution of the rainfall was not favourable for horticultural purposes and proved disastrous to the English vegetable seedlings planted out in August and destroyed all sowings of the cold weather annuals. Mango and other crops also suffered. Labour continued to be very scarce, expensive and unsatisfactory. Owing to insufficient labour, little replacement or improvement could be done. The income of the Empress Gardens, including an opening balance of Rs. 11,444 and the amount of Rs. 2,059 recovered from the liquidators of the Deccan Bank, was Rs. 35,221, of which Rs. 11,470 were realized by the sale of plants, Rs. 9,107 by the sale of seeds, Rs. 5,394 by the sale of flowers, Rs. 1,552 by the sale of fruits and Rs. 535 by the sale of vegetables. The expenditure, including the Bund Gardens deficit, was Rs. 35,516. The closing balance was Rs. 11,149. The cost of maintaining the Bund Gardens rose from Rs. 2,209 to Rs. 3,714, of which Rs. 2,649 were met from sale-proceeds and Rs. 100 were contributed by the Poona Suburban Municipality. The deficit of Rs. 965 was paid from the Empress Gardens funds.

5.—Forests.

For details see the Annual Report on Forests for 1919-20 and tables under Forests printed in Part IV (b) of the Statistics of British India.

1.—NORTHERN CIRCLE.

1. The total area under forest rose slightly from 3,833 square miles 714 ^{Area.} acres to 3,834 square miles 593 acres, of which 3,021 square miles 436 acres were reserved forest and 812 square miles 597 acres protected forests.

2. The cost of repairs and annual colouring of the existing cairns ^{Boundaries.} amounted to Rs. 2,194 against Rs. 1,981.

3. Two hundred and fifty-four coupes for the year 1920-21 and 84 for ^{Working plans.} 1921-22, aggregating 22,204 acres, were laid out at a cost of Rs. 2,057.

4. Including the cases pending from last year, prosecutions increased ^{Forest offences.} from 228 to 271, of which 204 were decided, 196 resulted in convictions and 8 in acquittals. The percentage of convictions was 96. Cases compounded, including those pending from last year, were 4,603 against 5,163 and compensation recovered was Rs. 25,318 as against Rs. 24,763. In 799 cases offenders were not detected. The number of cattle impounded fell from 59,845 to 46,452.

5. The area successfully protected from fire was 2,085,349 acres. ^{Forest fires.} The cost of protection was Rs. 22,341 against Rs. 18,196 in the previous year. There were 527 fires covering an area of 57,626 acres as against 35,680 acres.

6. Timber worth Rs. 6,170 was granted free. ^{Free grants.}

7. The expenditure on plantations and nurseries amounted to Rs. 23,359 ^{Plantations.} as against Rs. 16,493 in the previous year.

Communications
and buildings.

8. The total outlay under this head rose from Rs. 1,20,436 to Rs. 1,39,293, of which Rs. 98,595 were spent on buildings, Rs. 36,951 on roads and Rs. 3,747 on other works.

Financial results.

9. Revenue decreased from Rs. 29,54,859 to Rs. 25,56,424 but expenditure increased from Rs. 8,51,589 to Rs. 9,87,686. Thus there was a net surplus of Rs. 15,68,738 as against Rs. 21,03,270 in the previous year.

2.—CENTRAL CIRCLE.

Area.

1. The total forest area was 5,392 square miles as against 5,396 square miles.

Boundaries.

2. The demarcation of 24 miles of new boundaries was carried out at a cost of Rs. 179 and 8,671 miles of the existing boundaries were repaired at a cost of Rs. 1,460.

Working plans.

3. No new working plan was sanctioned during the year, but an area of 16 square miles was added to the Mahabaleshvar Plateau Working Plan. The Conservator has submitted the plan for the Satpuda forests to Government for sanction. The prescriptions therein laid down are however being followed. The revised plans for the Casuarina areas and the Matheran Plateau forests in the Kolaba division were submitted for the sanction of the Chief Conservator of Forests, the former having been sanctioned by him after the close of the year. The revised plan for the forests of the Poona division is being prepared.

Forest offences.

4. Including 192 cases pending from the previous year the number of prosecutions increased from 493 to 625. Out of 625 cases, 1 was withdrawn and 114 cases were still pending at the end of the year. Of the 510 cases disposed of by magistrates, 469 cases resulted in convictions and 41 cases in acquittals, giving a percentage of 91·9 as against 91·2 in the previous year. The number of compounded cases increased from 6,281 to 6,966. One thousand two hundred and ten cases were pending. The amount of compensation in 5,548 cases decreased from Rs. 36,273 to Rs. 29,541. Offenders were undetected in 942 cases. The number of cattle impounded decreased from 68,923 to 44,694.

Forest fires.

5. The number of fires increased from 380 to 639, and the area traversed from 58,223 acres to 135,318 acres. Expenditure on fire protection increased from Rs. 11,221 to Rs. 14,976.

Free grants.

6. The value of forest produce granted free was Rs. 7,384 as against Rs. 14,248.

Communications
and buildings.

7. The expenditure on roads and bridges increased from Rs. 12,296 to Rs. 18,281, and on buildings from Rs. 15,129 to Rs. 23,286. On other works the expenditure fell from Rs. 2,419 to Rs. 1,862.

Financial results.

8. The revenue decreased from Rs. 10,48,454 to Rs. 9,95,259, while expenditure increased from Rs. 6,13,413 to Rs. 7,07,750. This was exclusive of famine fodder operations, the revenue and expenditure whereon amounted to Rs. 4,748 and Rs. 1,13,526, respectively.

3.—SOUTHERN CIRCLE.

Area.

1. The area of reserved forest increased from 4,429 square miles to 4,447 square miles, and the area of protected forest from 137 square miles to 138 square miles.

Boundaries.

2. Fifty-two miles of new boundaries were artificially demarcated during the year at a cost of Rs. 1,230.

Working plans.

3. No new working plans were undertaken during the year.

Forest offences.

4. The number of prosecutions increased from 82 to 121 but the percentage of acquittals fell from 25·6 to 14·05. The number of compoundings was 2,832 against 3,042, and the compensation recovered was Rs. 18,107 against Rs. 15,905.

Forest fires.

5. The area attempted to be protected against fire was 4,119 square miles as compared with 4,107 square miles in the preceding year. The percentage of failure was 6·6 against 15·6 in 1918-19. The cost of protection was Rs. 5·9 per square mile against Rs. 6·0 in 1918-19.

6. The value of forest produce granted free was Rs. 50,753 against Rs. 24,734 in the previous year.

Free grants.

7. There was a substantial increase in the expenditure on new buildings from Rs. 58,082 to Rs. 65,218, but there was a decrease on new roads from Rs. 3,44,175 to Rs. 2,28,590. The expenditure on other works decreased from Rs. 8,423 to Rs. 7,874. Repairs to existing constructions cost Rs. 1,83,565 against Rs. 1,60,826.

Communications
and buildings.

8. The revenue decreased from Rs. 32,35,937 to Rs. 28,84,563 and the expenditure from Rs. 25,24,474 to Rs. 21,76,226. The net surplus was thus Rs. 7,08,337 as compared with Rs. 7,11,463 in the previous year.

Financial results.

4.—SIND CIRCLE.

1. During the year 33 square miles were added by accretion, while an area of 53 square miles was disforested, transferred or eroded. The total area under forest at the close of the year amounted to 1,135 square miles.

Area.

2. External boundaries to the extent of 25 miles were artificially demarcated during the year. Repairs to existing boundaries were carried out over a length of 2,024 miles. The work was done by free labour in exchange for certain privileges granted by the Forest department. Of the internal boundaries, 107 miles of new compartment lines were cut during the year, of which $70\frac{1}{2}$ miles were cut free of cost, while $36\frac{1}{2}$ miles were cut at a cost of Rs. 986. Old rides, twenty feet wide, were kept clear over a length of 2,925 miles. This latter work was also done free by Maldars.

Boundaries

3. The area awaiting forest settlement at the close of the year was nil.

Settlement.

4. The prescriptions of the working plans were adhered to and the prescribed coupes duly exploited. Dead wood was also exploited in Sukkur and Larkana divisions. Thinnings were carried out in Karachi, Hyderabad, Larkana and Shikarpur divisions. The experiment of cutting coupes departmentally was carried out in Karachi and Hyderabad divisions. The resultant material was sold by auction to the highest bidder. Some modifications of the proposals made in the Upper Sind working plans are still under consideration.

Working plans.

5. Of the 140 cases tried by magistrates, 44 resulted in convictions and 8 in acquittals, 2 cases were compounded under section 67 of the Indian Forest Act, and 86 cases were pending at close of the year. The percentage of failures was 15.4 as compared with 19.15 in the preceding year. Including cases of illicit grazing, the number of forest offences compounded under section 67 of the Indian Forest Act was 2,532 and the amount recovered as compensation was Rs. 15,053. Of the above number, 28 cases were let off with a warning.

Forest offences.

6. One hundred and one fires occurred during the year as compared with 251 in the preceding year, the area burnt being 2,396 acres against 10,685 acres.

Forest fires.

7. Natural reproduction during the year under report was satisfactory in the early part of the year but later suffered much from frost. The area flooded was 4,75,049 acres as against 1,09,459 acres in the previous year. Works of artificial reproduction were carried out with and without the aid of cereal cultivation. The results were good, but damage by frost was serious.

Natural and artificial
production.

8. The value of timber and other forest produce given free for agricultural purposes, construction of dwellings, mosques and temples was Rs. 525 as against Rs. 652 in the preceding year.

Free grants.

9. No roads for inspection or transport purposes were constructed during the year. New buildings were constructed at a total cost of Rs. 30. Repairs to existing buildings cost Rs. 4,773. Rs. 540 were spent on new irrigation works and Rs. 5,533 on clearing old karias and maintaining the existing bunds.

Communications,
buildings and
irrigation.

10. The revenue decreased from Rs. 7,72,890 to Rs. 7,37,414. This decrease was mainly due to less realizations from the sale of coupes in Lower Sind divisions following cessation of the war and also to the fact that proposed thinnings were postponed in view of slack market conditions. Expenditure increased from Rs. 2,60,571 to Rs. 2,88,255 due to the increase in the rates of salaries and allowances of officers and subordinates.

Financial results.

6.—Mines and Quarries.

Information under this head is not given for this year under the orders of Government.

7.—Power Industries and Handicrafts.

For—

Decennial review

See—

General Administration Report for 1911-12, part II, pages 146—152.

For details see the Annual Report of the Department of Industries for 1919-20 and the Statistics of British India Part I.—Industrial.

1.—REVIEW OF THE YEAR 1919-20.

The expenditure incurred by the Department of Industries during the year amounted to approximately Rs. 1,10,000. A commencement was made during the year to organise a technical staff and a number of temporary appointments were made. The Public Works Department Central Store and the Workshops at Dapuri were transferred to the Department of Industries. The Co-operation of the Sir J. J. School of Art and of the Victoria Jubilee Technical Institute was continued. The Advisory Committee assisted the Director as before. The proposals of the Industrial Commission for dividing up a province into a certain number of areas, were being acted upon. The activities of the departments with regard to particular industries are briefly referred to below. Experiments were made with sardines for the purpose of obtaining oil and guano. It remains to be seen whether the oil thus obtained will possess the nourishing and curative properties of codliver oil. The fish guano has been favourably reported on by the Agricultural Department. Steps were taken to purchase and equip a suitable trawler and the appointment of a Marine biologist was sanctioned. Researches were made to find out satisfactory methods by which a really pure form of casein can be produced on a commercial scale. The problem of improving the quality of locally made raw hide pickers was investigated. Help was given to oil mills in the vicinity of Ahmedabad in analysing their oils so that they could market them according to quality. The industry of hand-made paper also received attention. Work in connection with Kharaghoda bittern was continued and a sample of epsom salt holding out great promise was produced. The possibility of obtaining refined salt from ordinary salt crystal in an economical manner was investigated. The extraction of bromine from bitters at Kharaghoda was also investigated. "Crude soda liquor" obtaining in Sind was examined with a view to obtaining a good grade of washing soda. A good many enquiries were received by the department from people interested in the development of pottery works, glass making, etc., and some 78 samples of different sands, clays, etc., were tested and reported on. An enquiry was received from the Public Works Irrigation Department regarding the possibility of setting up a small pioneer factory in the Deccan for manufacturing agricultural drainage pipes. Some 500 acres of land were acquired at Kurla-Kirol in Salsette for Industrial concerns and for the Demonstration Pottery. The work relating to hand-loom weaving and dyeing was continued during the year. The tanning industry, both in Bombay and in Karachi, is still handicapped by uncertainty regarding its location. The ancient industry of calico printing, which is carried on in Gujarat, was investigated. The work produced at present is very inferior to the works of art formerly made. Efforts were made to improve the quality of work turned out by the printers. A small collection of fancy goods was sent to the British Industrial Fair held at Crystal Palace, London, during February and March 1920. The Director attended the conference held at Simla in April 1919. The conference discussed, *inter alia*, various schemes calculated to revive and develop various Indian industries. General and technical assistance of various kinds was given to a number of industries.

2. The only really important industry in the Presidency is the cotton industry of which the principal centres are Bombay and Ahmedabad. Owing

to various unusual circumstances such as industrial unrest and consequent repeated strikes at industrial centres and sudden fluctuations in cotton prices, both cotton dealers and cultivators, who were accustomed to high profits in recent years, suffered considerably. The effect of the war was chiefly felt in the high prices and shortage of chemicals and dyes. The smaller industries in the Presidency were in some cases adversely affected by the war. The ginning factories in Kaira, Panch Mahals and Surat worked fairly well whilst the ginning factory at Ahmednagar worked for a time and those in the district remained closed throughout the year. The ginning and pressing factories in Ahmedabad, Surat, West Khandesh, Nasik, Bijapur and Dharwar continued to work on an average scale. A brick, tile and lime factory was started at Nadiad (Kaira) while the two tile factories at Khanapur in the Belgaum district find a ready sale for their products. The brick industry in Thana is developing enormously. Several new factories are under process of construction. Kalyan and Bhiwandi talukas are the chief centres of this trade. A few industries continued to benefit by the war, for instance, the glass bangle and washing soda factories at Kapadvanj (Kaira), the rug factory at Ahmednagar and blanket industry in Satara district. On the other hand the handloom industry in Broach, Nasik, Satara, Belgaum, Kanara, Larkana and Thar Parkar was seriously affected by the rise in prices of yarn and dyes and owing to lack of capital. The hand-loom cotton and wool factories at Mirpurkhas in Thar Parkar district did fairly well. A hand-loom factory was opened at Mehemadabad (Kaira) and weaving by hand-loom was started at Karjat (Kolaba). The Churchil loom in Ahmednagar district with the recent improvements did well. The Sunth Road Glass factory (Panch Mahals) started work again during the year under report. The glass factory at Talegaon near Poona continued to do well and the glass factory at Karad in Satara district turned out excellent chimneys. The flour mills at Panch Mahals, West Khandesh, Poona, Thar Parkar and the Century Flour Mill at Shikarpur did fairly well while the flour mills in Nasik City were kept busy owing to the increased demand for flour to supply the crowds expected during Sinvhast. The copper and brass industry at Hubli in Dharwar district is thriving while in Ratnagiri district it suffered from want of capital and of the necessary business aptitude and enterprise. Nasik is famous for this industry but suffered greatly owing to the abnormal prices of metal plates, but towards the close of the year it began to improve owing to the fall in the prices of metal and the increased number of customers brought by the Sinvhast fair. The carpet industry at Kune in Poona district continued to do well while at Talikot in Bijapur district it waned for want of encouragement. The oil industry at Nandurbar in West Khandesh district, at Dhond in Poona district and in Ratnagiri did but fairly well. The tanneries at Belgaum were fully employed and the tannery at Pano Akil (Sukkur) was doing well, while the tanneries at Kurla (Thana) are reported to be languishing owing to inadequate water supply. A new tannery is being started at Dighe near Thana. The lacquer industry at Dadu in Larkana district and at Kashmor in the Upper Sind Frontier district did not fare well owing to the high prices of dyes. The Reay Paper Mills near Poona worked at a profit. The match factory at Karad in Satara district did not work again this year. The Belapur Company (Ahmednagar) has been formed with a view to improving sugarcane cultivation and the manufacture of sugar and the formation of another company is under consideration. The silk industry in Yeola and Malegaon in Nasik district, which are its chief centres, did fairly well owing to the great demand for cloth for wedding festivities which were very numerous during the year under report. Silk cloth of excellent quality and artistic design is turned out on hand-looms in a small factory at Shikarpur. Boat building is an important industry in Sukkur town where the bandar ship-yards exhibit admirable workmanship. The ship-yards in the Thana district are not flourishing now. There is a scheme to start several cotton and woollen mills and a chemical factory at Ghatkoper. A rope making company has bought land at Andheri (Thana). The sand and cement-brick factory at Aksa (Thana) appears to have little or no demand for its product. The dairy business in Kaira district was stimulated by a demand for butter from outside. The milk industry of Thana district is flourishing day by day.

2.—THE FACTORIES ACT.

For details see the Annual Factory Report of the Bombay Presidency for the year 1919.

- Number of factories.** 1. The number of factories subject to the control of the Act rose from 868 to 891. Four ginning factories were struck off the list. New factories comprised 16 ginning and pressing factories, 1 cotton weaving mill, 1 spinning and weaving mill, 3 motor-car works, 2 glass works, 1 flour mill, 1 chemical work, 1 bleaching and dyeing factory and 1 iron work. The number of factories at work rose from 772 to 784. Of the total number of factories, 330 were perennial and 561 seasonal. Of the former 182 and of the latter 559 were connected with the cotton industry.
- Number of operatives.** 2. The total number of operatives employed in the Presidency increased from 296,672 to 318,236, of whom 245,742 were employed in the cotton industry. The number of women employed rose from 54,297 to 60,578, due partly to the prosperity of industries and partly to the necessity of many women going into employment following the severe influenza epidemic. The number of children employed increased slightly from 14,438 to 14,875.
- Accidents.** 3. There were 99 serious accidents and 21 fatal accidents. The latter caused the death of 26 persons. Minor accidents numbered 896. The average number of accidents per 100 operatives employed rose from 23 to 32.
- Prosecutions.** 4. Seventeen prosecutions were instituted by inspectors. Convictions were obtained in all cases and fines ranging from Rs. 500 to Rs. 3,600 were inflicted in every case except one in which the manager was warned. Besides these, 4 convictions were secured in cases instituted by additional inspectors.
- Inspection.** 5. Out of the 330 perennial factories, 129 were inspected more than three times, 117 three times, 62 twice and 20 once. Of the two perennial factories which escaped inspection one was removed from the register at the close of the year. Of the seasonal factories, 2 were inspected three times, 17 twice and 384 once, while 158 escaped inspection altogether, of which, however, 52 were closed throughout the year. Thus 106 factories remained unvisited. All these inspections were performed by the whole-time inspectors. In addition extra visits were made for purposes of inspection and enquiry into accidents and special visits for checking tallow refund claims and the excise returns under the Cotton Duties Act.
- General.** 6. One serious fire occurred at Ahmedabad in which three lives were lost. Some mills in Ahmedabad arranged for a well equipped hospital and maternity ward and for light work for expectant mothers. Grain shops were opened in many mills but were not appreciated. The cotton trade was prosperous throughout the year, the general development of industry was reflected in the number of factories added to the register and the increase in the number of operatives employed was almost entirely confined to perennial concerns. In Bombay the housing of factory workers has received the constant attention of Government, the mill-owners and public-bodies, and extensive schemes have been planned. Some steps on a limited scale were taken at Ahmedabad and Broach.
- Education.** 7. Little progress was made, whether by municipalities or mills, in providing education for children of mill-hands. In Ahmedabad night schools were opened and some mills have arranged for the education of the children of operatives.

3.—THE STEAM BOILER INSPECTION ACT.

- Number of boilers and inspections.** 1. The total number of boilers on the register for the Presidency, including Sind, Aden and the Native States, rose from 4,311 to 4,398. This is not, however, the number of boilers in working order as owing to the practice of giving a new boiler a new number it is found very difficult to discover what boilers on the register have become unserviceable or ceased to exist. The number of boilers inspected and certified rose from 2,316 to 2,377. The inspectors carried out 2,755 inspections and paid 2,169 casual visits as against 2,543 and 2,267, respectively, in the previous year. In addition to these 1,068 visits were paid for witnessing hydraulic and steam tests as against 1,034 in the previous year.

2. No Commission sat during the year to hear appeals, nor was any enquiry held under section 17.

3. No irregularities or breaches of the Act came to light during the year. Nine accidents were enquired into as against 14 in the preceding year. Only in one case was there an explosion of steam, and no physical injury was caused to any person by it.

4. Receipts rose from Rs. 73,475 to Rs. 75,631.

5. During the year four examinations were held in Bombay and four at Karáchi. At Bombay 255 out of 562 and at Karáchi 41 out of 80 examinees passed. One examination was held at Aden but no certificate was granted.

6. The Secretary of State has sanctioned an Amalgamation Scheme for the Steam Boiler, Factory and Smoke Nuisances Departments.

Boiler Commissions.

Offences and accidents.

Finance.

Examinations.

Miscellaneous.

8.—Trade.

- For details see—
- (1) Reports on the maritime Trade of the Bombay Presidency and of the Province of Sind.
 - (2) Annual Statement of the Sea-borne Trade and Navigation of the Bombay Presidency.
 - (3) Annual Statement of the Sea-borne Trade and Navigation of British India with the British Empire and Foreign Countries.
 - (4) Annual Statement of the Coasting Trade and Navigation of British India.
 - (5) Review of the Trade of India.
 - (6) Statistics of British India, Part II.
 - (7) Report on the External Land Trade of Sind.
 - (8) Accounts relating to the Trade by Land of British India with Foreign Countries.
 - (9) Report on the Rail-borne Trade of the Bombay Presidency excluding Sind.
 - (10) Accounts of the Trade carried by Rail and River in India.
 - (11) Report on the Trade and Navigation of the Port of Aden.

(1) PRESIDENCY PROPER.

1.—SEA-BORNE TRADE.

In dealing with the trade statistics of the first complete financial year after the conclusion of hostilities it is natural to attempt some sort of comparison with pre-war conditions although re-adjustment is such a slow process that it is impossible in many cases to make any deduction as to the permanency of the changes evidenced by such a comparison. For many years cotton piece-goods have been the most important item in the import trade of the Presidency. During the war a bold attempt to capture this trade was made by Japan. She succeeded in establishing a predominant position in respect of grey goods, and was turning her attention to white and coloured goods when hostilities ceased. The year under report has witnessed a striking collapse of this effort and the United Kingdom has stepped back into her old position. It is to a sadly dwindled inheritance that she returns, imports having shrunk to one-third of their pre-war bulk. It is gratifying, however, to realise that local industry has gained a good deal of what the import trade has lost. Sugar is still imported in as large quantities as before the war, but Mauritius, finding a better market in Europe, has ceased to be the chief source of supply, and her place has been taken by Java. The United Kingdom is still the chief supplier of metals, notably of iron and steel, but supplies are much below the pre-war level. Indian production of iron and steel has developed greatly during the war and a trade with the United States of America has sprung up which promises to be permanent. Japan's entry into this trade has proved to be purely temporary. Improvement in bulk-oil facilities at Bombay and the development of the Persian oil-fields has stimulated the import of foreign petroleum and fuel-oil, though freight difficulties reduced supplies during the latter part of the war. The demand for fuel-oil for shipping and other purposes shows signs of a rapid growth which is likely to continue for some years to come. Petrol is still obtained almost exclusively from Burma, but is likely to be supplied by Persia in the near future. Substitute spirits have not as yet obtained any hold on the Bombay markets. Coal, formerly an important item of import from the United Kingdom, is no longer received from that source in any quantity. Small supplies are still imported from Natal but shipping and the industries of the Presidency are now almost entirely dependent on Bengal coal. The high rates of freight still ruling make the cost of importing coal by

sea from Calcutta almost prohibitive, and the greater part of the demand has to be supplied by rail. The demand for industrial purposes has to some extent been relieved by the development of hydro-electric sources of power, but the railway congestion resulting from these causes is at present one of the most serious handicaps to which the trade of the Presidency is exposed. Freight difficulties during the war have encouraged the use of the parcel post, and with the introduction of the value payable system this form of trade is likely to expand still further. The prosperity of the Presidency is evidenced by the great demand for motor cars. The share of the United Kingdom in this trade has dwindled into insignificance and Canada and the United States are the chief sources of supply. The value of motor traction for commercial and industrial purposes is becoming more and more appreciated, and not only is the motor-lorry beginning to oust the primitive bullock cart in busy centres, but the motor-tractor is also coming into use for agricultural purposes. The great German trade in synthetic dyes has ceased to exist and, contrary to the belief entertained in many quarters, has shown no signs of revival with the removal of war restrictions. The United Kingdom and the United States of America are now the chief sources of the still very inadequate supply. On the export side, raw cotton has more than maintained its pre-eminence in the trade of the Presidency, the demand from Japan having been consistently keen despite soaring prices. The failure to develop long stapled types has prevented any growth in exports to Europe. Exports of Indian piece-goods have increased both in value and bulk during the war, the opening up of the Persian and Mesopotamian markets for piece-goods being largely responsible for this growth. The permanent effects of the war on the trade in oil-seeds and food-grains have not so far been fully felt. Artificial restrictions on these trades, necessitated by the disastrous crop-failure of 1918-19, have kept them within modest limits. The war has, however, demonstrated the high nutritious value of certain oil-seeds, and their use for industrial purposes has been greatly developed during the war. These factors coupled with the disorganisation of European sources of food-supply provide the brightest of prospects for these trades in the near future. Trade restrictions imposed during the war had almost all been removed by the middle of 1919, with the exception of certain measures arising out of the food situation. Certain obstacles, however, still remained which prevented the prosecution of foreign trade with the same freedom as in the days before the war. Tonnage was still in deficit and freights were high; Indian railways and foreign cables were congested, and industrial trouble in India and abroad further retarded the return to normal conditions. The appalling mortality from influenza following on the failure of the 1918 monsoon had a depressing effect, and last, but by no means least, the instability of exchange was a most serious deterrent to forward business in all lines of trade. None the less, the gross values, both of imports and exports, during 1919-20 were well in advance of all previous records. High prices undoubtedly are largely responsible for this achievement, and the actual bulk of trade is probably still somewhat less than in 1913-14. Given an improvement in the shipping position, and a steady rate of exchange, the trade of the Presidency in 1920-21 should achieve fresh records in respect of bulk as well as value. The results will however be prejudicially affected by the failure of the monsoon.

A.—CHIEF PORT—BOMBAY.

The total trade of the Port of Bombay, exclusive of Government transactions, was valued at Rs. 278·43 crores, showing an increase of Rs. 73·91 crores over the previous year's figures. Government transactions were valued at Rs. 57·88 crores, an increase of Rs. 16·35 crores. In the programme of port expansion to meet the growing trade of Bombay great progress has been made since the beginning of the war. The Alexandra Dock has now been thrown open to commercial traffic, thus providing 17 additional berths. The Ballard Pier now provides up-to-date accommodation for the landing and embarking of passengers, and the wharf on the west side of the Pier will shortly provide an additional berth. The reclamation and surfacing of 3,887 acres of land between Sewri and Mazgaon is complete, and the provision there of facilities for the storage of grain, seeds, cotton, manganese, timber and coal is making

rapid strides. The transfer of fuel oil tanks to Wari Bunder and of other tanks to the Sewri Reclamation is virtually complete. A special Pier for the accommodation of bulk oil vessels is in course of construction off Trombay Island, whence oil will be pumped to the installations on the Sewri Reclamation. Finally a scheme for the construction of new docks in the same neighbourhood is under consideration.

(i) Foreign Trade.

1. The aggregate value of private foreign trade was Rs. 206.48 crores ^{General.} against Rs. 151.58 crores or about 36.28 per cent. The general course of foreign trade is shown in the following table :—

Articles.	1915-1916.	1916-1917.	1917-1918.	1918-1919.	1919-1920.	Increase or Decrease in 1919-20.
	Rs. Lakhs.	Rs. Lakhs.	Rs. Lakhs.	Rs. Lakhs.	Rs. Lakhs.	Rs. Lakhs.
IMPORTS.						
I.—Food, drink and tobacco	8,61.66	8,80.75	8,68.12	10,30.54	15,96.99	+5,66.45
II.—Raw materials and articles mainly unmanufactured	4,29.13	5,32.79	5,76.58	5,19.44	8,73.31	+3,53.87
III.—Articles wholly or mainly manufactured	29,88.27	39,64.68	39,92.45	51,64.37	51,56.80	-7.57
IV.—Miscellaneous and unclassified (including parcel post)	1,41.46	1,64.34	2,45.21	3,94.04	2,62.98	-1,31.06
Total Imports	44,20.69	55,32.56	56,81.36	71,06.39	78,89.08	+7,80.69
EXPORTS.						
<i>Indian Produce and Manufactures</i>						
I.—Food, drink and tobacco	4,69.13	5,93.97	10,17.00	7,68.18	5,27.94	-2,40.24
II.—Raw materials and articles mainly unmanufactured	23,77.41	48,93.07	50,79.46	42,19.46	67,35.83	+25,06.37
III.—Articles wholly or mainly manufactured	10,30.37	15,90.59	14,40.43	15,37.45	27,64.15	+12,26.70
IV.—Miscellaneous and unclassified (including parcel post)	66.84	71.10	77.48	86.61	92.66	+6.05
Total, Indian Produce and Manufactures	44,33.75	71,45.73	75,14.37	66,11.70	1,01,10.58	+34,98.88
<i>Foreign Merchandise</i>						
I.—Food, drink and tobacco	98.42	1,63.15	2,29.82	2,08.42	3,02.76	+94.34
II.—Raw materials and articles mainly unmanufactured	30.47	55.29	24.59	40.25	61.74	-21.49
III.—Articles wholly or mainly manufactured	1,72.49	3,59.76	3,92.83	7,81.15	8,23.18	+42.03
IV.—Miscellaneous and unclassified (including parcel post)	4.52	7.81	11.52	20.54	21.34	+8.80
Total, Foreign Merchandise	3,05.90	5,86.01	6,56.76	10,50.36	12,09.08	+1,58.66
Total Exports	47,39.65	77,34.74	82,73.13	76,62.06	1,13,19.60	+36,57.54

The developments under class I arise mainly out of the food-stuffs situation which gave rise to a large official import of Australian wheat and to stringent restrictions on exports of food-grains. The high price of sugar has also swelled the import figures. Imports of manufactured articles have remained stationary, the marked revival in other lines of business having been set off by the reduction in piece-goods. The rise in exchange alone accounts for the reduction under the miscellaneous head and tends to conceal a good deal of the growth in the import trade.

2. The most conspicuous feature of the import branch of trade is the contraction of the imports of cotton manufactures owing to high costs of production in Europe and Japan. The local industry enabled Bombay to dispense with dear imported cloth better than Calcutta where imports exceed in value those during 1918-19. The unduly inflated yarn business with Japan also collapsed, bringing its imports of cotton twist and yarn to ninth on the list. Their place has been taken by sugar of which the price throughout the year has been abnormal. The stoppage of war production has improved the

position of metals and ores, and with more freight available and an improvement in the port facilities for bulk petroleum, oils have risen to fifth place in the list. Exchange has reduced the rather unreliable total of articles imported by parcel post, and the Bombay market has declined to contribute to the colossal profits of the Yorkshire woollen manufacturers whose exports to this port have shrunk materially. On the other hand imports of silk manufactures and raw silk from the Far East have almost doubled without any marked rise in price. With the removal of the import prohibition the trade in motor cars and motor cycles displayed an unprecedented activity, while the chemicals required for India's growing industries experienced a somewhat unexpected set-back. An unusual feature of the year was the import of 92,247 tons of Australian wheat on behalf of the Government of India to supplement the deficient foodstocks of the country. Some of the more important features of the import trade are discussed in more detail below. *Apparel* fell from Rs. 1.28 crore to Rs. 1.07 crore due mainly to the decline in the value of gold and silver thread and lametta imported from France. In the face of the prosperity evinced by the silk trade this decline is possibly more apparent than real since the figures quoted do not include the considerable trade in gold and silver wire through the post. *Articles imported by post* fell from Rs. 3.70 crores to Rs. 2.53 crores. For the year under report an average rate of Rs. 10 to the pound was assumed instead of Rs. 15 as in the previous year and this was responsible for the apparent decline. Actually 479,466 parcels of an estimated value of £ 2,861,556 were received as against 367,094 valued at £ 2,040,663 in 1918-19. In addition the removal of the prohibition on the import of diamonds resulted in large collections of duty on articles of the registered post. *Chemicals and Chemical preparations* fell from Rs. 88 lakhs to Rs. 50 lakhs. The decrease is partly accounted for by the fall in prices and the rise in exchange and partly by the development of Indian chemical industries, particularly in Bengal. The imports of *foreign coal* dropped from Rs. 14.45 lakhs to Rs. 8 lakhs, as freight has not yet fallen low enough to make imports remunerative. *Dyeing and tanning substances* have continued to maintain a steady improvement, the imports during the year having advanced from Rs. 1.29 crore to Rs. 1.53 crore. Over 90 per cent. of the alizarine imported valued at Rs. 12 lakhs, came from the United Kingdom, while the United States of America supplied about half the quantity of aniline dye received. *Grain, pulse and flour* rose by Rs. 111 lakhs from Rs. 97 lakhs to Rs. 2 crores, the unusually large increase consisting almost entirely of Australian wheat imported on Government account. The import of *wines* fell from 149,249 gallons to 118,916 gallons, *i. e.*, by about 20 per cent. though the value fell by about 7 per cent. only. *Bottled beer and stout* declined despite a fall in prices, the Japanese trade being the principal sufferer. This was probably due to the arrival of large quantities of beer in barrels from the United Kingdom, where the export of these containers had been prohibited during the war. There was an increase in imports of all the principal classes of spirit, coupled with a fall in prices, particularly in the case of whisky. *Machinery and Millwork* increased by Rs. 17 lakhs from Rs. 2.18 crores to Rs. 2.35 crores. Textile machinery and appliances however did not contribute to the increase as their prices are still rising, and mills find the greatest difficulty in obtaining execution of their orders. Prime-movers and electrical and miscellaneous machinery record the most substantial advances. The figures of *matches* for the last three years were Rs. 122.57 lakhs, Rs. 70.6 lakhs and Rs. 104.85 lakhs. Imports in 1918-19 were small owing to the heavy stocks carried over from the previous year. In the year under report the trade, of which Japan still holds a virtual monopoly, resumed normal dimensions. The imports of *metals and ores* rose from Rs. 4.62 crores to Rs. 7.03 crores. The most striking feature under this head is the complete collapse of the trade with Japan in iron and steel. The prohibition on import of *motor cars and motor cycles* which had been in force for about two years, was removed in December 1918. Of the 4,213 cars imported, only 196 were of English make, 1,900 being of American and 2,080 of Canadian origin. *Motor cycles* numbered 530 including 277 from the United Kingdom and 239 from America. Imports of *kerosene oil* from foreign countries rose by Rs. 1.77 crore and those of *mineral oils* by Rs. 1.98 crore. The value of imports of *railway plant and rolling-stock* advanced

from Rs. 45 lakhs to Rs. 1.29 crore. Imports of *sugar* rose by Rs. 3.52 crores from Rs. 4.77 crores to Rs. 8.29 crores. The notable features of the year were small shipments from Mauritius and the increase in arrivals from Hongkong. Imports of *tea* fell from Rs. 70 lakhs to Rs. 44 lakhs. The trade in imported *cotton* piece-goods dwindled still further during 1919-20, and the total yardage was less than one-third of that recorded in 1913-14. Prices, however, continued to advance with the result that *cotton* piece-goods still headed the list of Bombay imports. The advent of peace might well have heralded a revival in this trade, but various factors, some more or less unexpected, retarded the recovery from war conditions. The net result of the various factors was to leave the bulk and value of the trade in English, unbleached goods more or less stationary, a revival from Rs. 27 lakhs to Rs. 61 lakhs in the value of long cloth and shirtings being set off by a decline in *dhutis, saris and scarves* from Rs. 39 lakhs to Rs. 27 lakhs and in *jaconets* from Rs. 52 lakhs to Rs. 28 lakhs. Japanese imports declined under all important heads, but the United States of America again figured in the market with imports of Rs. 22 lakhs worth of *drills* consisting mainly of the well-known Peperil drills which for some time had been ousted from popularity by "Elephant drills" from Japan. In white and coloured goods the position of the United Kingdom remained unchallenged, the prospective Japanese invasion not having materialised. Among white piece-goods, drills and jeans, jaconets and nainsooks advanced and mulls and long cloth declined. Under coloured goods, prints and chintzes are mainly responsible for the decrease which was to some extent set off by an increase in the large variety of coloured cloths registered as "unspecified." In respect of *cotton* twist and yarn Japan experienced an even more striking reverse than in the piece-goods trade. Imports of *raw silk* advanced in value from Rs. 88 lakhs to Rs. 153 lakhs and of *pure silk* piece-goods from Rs. 223 lakhs to Rs. 451 lakhs. China and Hongkong supply practically the whole of the *raw silk*, while imports of *piece-goods* are divided almost equally between Japan on the one hand and China and Hongkong on the other.

3. Bombay's principal customers for foreign goods are the populations of the eastern parts of Africa and of South-western Asia, the principal items being textiles and sugar. In the case of *cotton* piece-goods and yarn the reduction of imports led to an inevitable decline. Of the Rs. 186 lakhs worth of re-exported grey piece-goods less than ten per cent. went to Persian Gulf ports, the great bulk being taken by Aden, Egypt, Somali-land and East Africa. Re-exports of white and coloured goods went almost exclusively to Gulf ports.

4. Notwithstanding the serious decline in imports of textiles, the Bombay cotton spinning and weaving industries continued to develop their foreign markets to such good purpose that for 1919-20 *cotton* and *cotton* products head the list of India's export trades. Freight difficulties and export restrictions hampered the export of oil-seeds during the war, and the effects of the failure of the monsoon of 1918 were so far-reaching as to prevent a complete recovery of this important trade during the year under report. Notwithstanding these drawbacks the advance over the previous year's figures was considerable, and with the prevailing high prices, the value if not the bulk of the trade was well up to pre-war level. Prices of tanned hides were nearly double those of the previous year, while the prices of tanned skins remained stationary. Exports of the former consequently rose at the expense of the latter. The value of exports of *grain, pulse and flour* fell by Rs. 1.28 crore from Rs. 4.40 crores to Rs. 3.12 crores. The rains of 1919 were both plentiful and seasonable, but those of 1918 had been the poorest for nearly half a century, and when the financial year 1919-20 opened, the whole of the food-stuffs trade of the Presidency was the subject of most rigorous control. The success of the measures adopted may be gauged by the almost complete absence of any real distress, and by the level of prices, which, though high, compared most favourably with world prices. Government control over the *tanning industry* and over exports of *tanned hides* was removed in the middle of the year. One of the main objects of the control was to divert the energies of tanners from skins to hides for which a heavy military demand existed. The diversion proved most remunerative to tanners who found themselves during 1919-20 able to command prices for tanned hides double those ruling in the previous year, while rates for

tanned skins remained practically stationary. The principal ore exported from Bombay was *manganese*, and with prices at the ports in the neighbourhood of Rs. 18 per ton, the trade is one which in the absence of control is bound to depend very largely on freight rates. Consequently in the year under report the bulk of supplies went from Bombay rather than Calcutta. In 1918-19, on the other hand, when freight was distributed under instructions from the Ministry of Shipping, more than half the trade passed through Calcutta. The exports of *oil-seeds* during the years 1917-18, 1918-19 and 1919-20 were 5,428,848 cwts., 4,520,433 cwts. and 7,568,681 cwts. worth, respectively, Rs. 5.3 crores, Rs. 5.70 crores and Rs. 11.87 crores. The exports during 1918-19 were the smallest recorded for very many years. Restrictions on export imposed for reasons connected with the war, lack of tonnage, and, in the latter part of the year, failure of the crops, all combined to prevent any advantage being taken of the great demand from Europe. In the year under report circumstances were hardly more favourable. Though export restrictions were removed early in the year, freight continued scarce and supplies were short. Later in the year after a good monsoon and with an increase in the shipping available, prospects improved, but fresh difficulties were encountered. Fluctuating exchange and telegraphic delays hampered forward business, and, most important of all, the greatest difficulty was experienced in moving stocks down to Bombay. In the latter part of the war, when railway congestion was even worse, certain oil-seeds had the advantage, through their importance for war purposes, of being entitled to priority treatment on railways. The abandonment of the priority certificate system was a serious blow to this trade, which in favourable circumstances should easily have surpassed pre-war records. The increase actually recorded in no way represents the potentialities of the trade. The value of exports of *raw cotton* rose from Rs. 27 crores to Rs. 48 crores, a record figure. Exports during 1918-19 were so restricted as a result of the high range of prices during the greater part of the year that, despite the shortage in the crop, the estimated stocks in Bombay on the 1st April stood at the high figure of over 1,000,000 bales. Owing to the combined effects of the armistice, the unrest in the Punjab, and the manufacture and sale of standard cloth, prices had been declining for several months and the spot rate for F. G. Broach on April 1st was Rs. 461. With more reassuring news from the north, prices rose in sympathy with American rates, reaching the highest point of the year on July 21st with F. G. Broach quoted at Rs. 667. Thereafter the American market weakened, good weather reports were received, and exchange rose, as a result of which prices fell about 200 points by the middle of September. In November temporary railway difficulties coupled with a rise in American rates stimulated the market, and the depressing effects of further exchange movements were counteracted by the large profits declared by the Bombay cotton mills. Prices continued to remain steady despite the prolonged mill-strike until the publication of the report of the Currency Commission, which produced an immediate drop, and although exchange declined during March, prices did not recover owing to the very large stocks still held in Bombay. Mention should be made of the sobering influence of the Cotton Contracts Committee on the speculative tendencies of the market, which effectually prevented a repetition of the wild price-fluctuations of 1918. The total exports of *cotton piece-goods* rose in quantity from 118 million yards to 161 million yards and in value from Rs. 4.7 crores to Rs. 6.56 crores. The most striking development of this trade was the continued growth of the business in coloured goods which formerly constituted a comparatively small share of the total. Japanese competition had seriously interfered during the war with exports of *Indian yarn* to the China markets, but during 1919-20 great strides were made in the direction of recovery, the value rising from Rs. 7 crores to Rs. 16 crores.

Distribution of
trade.

5. Prior to the war imports from the United Kingdom constituted some 60 per cent. and imports from Germany about 10 per cent. of the total. In 1913-14 Japan had supplanted Mauritius in the third place on the list of supplying countries, but her share in the import trade was even then only 3.24 per cent. with a value of just over two crores. By 1918-19, the United Kingdom share had sunk to 40 per cent.; German trade was of course non-existent,

while Japan whose imports were valued at nearly Rs. 19 crores held second place with over 20 per cent. and America third place with about 8 per cent. With the conclusion of peace it is natural to enquire what signs of permanency these changes show. German trade in 1919-20 was still insignificant. The United Kingdom and the United States of America have increased their shares; that of Japan has declined. The most important item is still the import of cotton piece-goods, and for various reasons the recovery of this trade has hung fire. Present conditions in Lancashire show the inherent strength of the trade which makes an eventual recovery inevitable. Meantime imports of all other important articles from the United Kingdom have increased, and their value has risen from Rs. 1,549 lakhs to Rs. 2,098 lakhs. Imports from Germany still consist almost entirely of a small quantity of alizarine dye and some petty consignments of bar steel and cheap hardware. The phenomenal growth of Japanese imports requires analysis in order to appreciate fully the decline evidenced in 1919-20. The only item of much importance before the war was *silk manufactures* in the production of which she was hardly in serious competition with occidental nations. During the war she made a determined bid for entry into many lines of European trade, and her most striking success was achieved in the case of cotton manufactures of which Rs. 1,028 lakhs worth were imported into Bombay in 1918-19. Here she has met her most serious reverse, the 1919-20 imports being valued at only Rs. 242 lakhs. Other lines of the trade in which she attained prominence were apparel, glass, hardware, liquors, matches, metals, woollen yarn, and timber. Her glass trade was largely a legacy from Austria-Hungary, and her large business in matches was made possible by the high range of prices in Sweden and the difficulty in obtaining freight from that country. In respect of these two commodities, and of silk goods, her position remains unshaken, competition not being serious as yet. But in no line of business does she appear to be able to withstand the test of revived European competition. The case of the United States of America is very different. Growth has been much less rapid than in the case of Japanese exports but has rested on a much securer basis. The great oil trade has at once recovered from tonnage difficulties, and the development of nearer sources of supply does not appear so far to have made any impression on it. The motor-car business is now almost a monopoly which the United States shares with the closely related industry in Canada. A substantial portion of the German dye-trade has fallen to her lot, and she has proved the superior of Japan in supplying the bazar demand for cheap sundries formerly supplied by Germany. In contrast to Japan, moreover, her exports to Bombay of iron and steel and of hardware are still growing. The substitution of Java for Mauritius as the main source of sugar supply is another striking change wrought by the war, and one which is likely to remain permanent, at any rate until the crippled beet-industry of central Europe has fully recovered. The large import of wheat from Australia during the year under report was a mere fortuitous outcome of exceptional circumstances and is hardly likely to be repeated in the near future. On the export side there are but few striking changes to record as a result of the war. With the exception of certain shipments of cotton, valued at nearly a crore, to Germany, exports to enemy countries are still negligible, and the cotton and seeds which they formerly absorbed now go to other European countries. Exports to the Persian Gulf ports have naturally grown tremendously and almost all lines of export have been affected. In the absence of direct shipping from Europe, and with transfrontier trade practically at a stand still, Bombay and Karachi are now almost the sole sources of supply to the territories adjoining the Persian Gulf.

6. For various reasons movements of military stores, which, apart from treasure, constituted the greater part of Government transactions, were to a large extent omitted from registration during the war. In the year under report arrangements for a more accurate system of registration were made, but it is impossible to strike any comparison with the past. It may be added that the nature of the transactions which went unrecorded during the war was, as a rule, such that they did not seriously affect the balance of trade, which depends less on actual shipments of goods, than on the necessity of paying for them.

7. Throughout the year the prohibition on the import of gold was maintained, all gold imported under license being acquired on behalf of Government. At the rates offered, Banks and other institutions found it worth while to import gold, mainly in the form of bullion to the value of over seven crores. Large quantities are also believed to have found their way into Bombay by illicit methods. Private exports of gold consisted almost entirely of consignments to the Bank of England and include both Mysore bar gold and bar gold from South Africa held in Bombay on account of the Bank of England.

Shipping.

8. The total number of steam and sailing vessels engaged in the foreign trade rose from 1,510 to 1,935 and the total burthen from 2,330,831 tons to 4,388,487 tons. Thus record figures registered in 1913-14, viz., 1,675 vessels and 4,229,623 tons, have been surpassed in the first year of peace. The following table illustrates the distribution of shipping by nationalities. Striking features are the immediate and complete recovery of the supremacy of British shipping, the check to further Japanese expansion, and the continued rarity in Bombay waters of the American mercantile marine.

Total steam tonnage entered and cleared.

Nationality.	1913-14.		1918-19.		1919-20.	
		Tons.		Tons.		Tons.
British	...	2,739,773	1,616,482	3,556,049		
Japanese	...	261,757	424,236	433,892		
American	5,567	21,897		
Others	...	1,201,156	187,887	310,214		

The total shipping in the foreign trade, and the British share therein, would probably have been even greater but for the concentration of a large number of vessels on the carriage of rice from ports in Burma to Bombay, these movements being registered under "Coasting trade."

(ii) *Coasting trade.*

General.

1. There has been a steady advance in the aggregate value of the coasting trade of the port of Bombay, excluding *treasure* since 1915-16, the advance during 1919-20 over the previous year being Rs. 19 crores. Both imports and exports increased, the former by Rs. 6·87 crores and the latter by Rs. 12·13 crores. The increase in imports was mainly due to larger importations from Burma (+ Rs. 9·73 crores), Sind (+ Rs. 3·20 crores), Bengal (+ Rs. 30 lakhs), and British ports within the Presidency (+ Rs. 20 lakhs). On the other hand imports from Goa declined by Rs. 3·25 crores, Káthiáwár by Rs. 1·17 crore, Madras by Rs. 1·13 crore, Cutch by Rs. 81 lakhs and the State of Trávancore by Rs. 19 lakhs. The increase in exports was showed by all provinces, the more important being Sind (+ Rs. 5 crores), Bengal (+ Rs. 2 crores), Káthiáwár (+ Rs. 1·7 crore), Burma (+ Rs. 85 lakhs), Madras (+ Rs. 61 lakhs) and Goa (+ Rs. 42 lakhs).

Imports.

2. The import coasting trade of Bombay may be divided into two main sections: imports intended for consumption in the Presidency and imports marketed in Bombay and largely re-exported. The principal articles of imports were *grain, pulse and flour, raw cotton, seeds, spices, kerosene oil, teak wood and raw wool*. The value of imports of *grain, pulse and flour* increased from Rs. 927 lakhs to Rs. 1,857 lakhs, *kerosene oil* from Rs. 90 lakhs to Rs. 104 lakhs and *teak wood* from Rs. 12 lakhs to Rs. 84 lakhs. On the other hand *raw cotton* fell from Rs. 1,610 lakhs to Rs. 1,329 lakhs, *seeds* from Rs. 138 lakhs to Rs. 132 lakhs and *raw wool* from Rs. 42 lakhs to Rs. 41 lakhs. Rice from Burma constitutes the bulk of the imports under *grain, pulse and flour*. The drop in receipts of *raw cotton* is a little puzzling in view of the large crop of 1919, particularly as imports from Sind increased by over three crores. From all other important sources of supply, Káthiáwár; Cutch, the Southern Marátha Country (*via* Goa) and Madras, the decline was heavy. It was probably due mainly to improved conditions on the railways during the cotton season.

Exports.

3. On the export side roughly one-quarter of the trade consists in re-distribution of foreign produce. In the case of articles of Indian produce the value of exports of *cotton manufactures* rose from Rs. 540 lakhs to Rs. 1,206 lakhs, *cotton twist and yarn* from Rs. 176 lakhs to Rs. 225 lakhs and *grain, pulse and flour* from Rs. 333 lakhs to Rs. 483 lakhs, while in the case of foreign

produce *cotton manufactures* recorded an increase from Rs. 202 lakhs to Rs. 311 lakhs, *sugar* from Rs. 77 lakhs to Rs. 115 lakhs, *metals* from Rs. 38 lakhs to Rs. 63 lakhs and *matches* from Rs. 12 lakhs to Rs. 22 lakhs.

B.—SUBORDINATE PORTS.

1. The foreign trade of the subordinate ports is insignificant. Imports, Foreign trade. which mostly consisted of *dates* from Basra and *other dried fruits* from Portuguese East Africa, were valued at Rs. 3·51 lakhs as against Rs. 1·7 lakh in the previous year. There were no exports to foreign ports.

2. More than half the coasting trade of the subordinate ports is with the Coasting trade. port of Bombay. Imports advanced by about Rs. 1 crore to Rs. 5 crores owing chiefly to larger arrivals of *rice* from Bombay and some direct shipments from Burma. Exports also advanced by Rs. 69 lakhs to Rs. 3·73 crores. This advance is also due to larger shipments of *paddy* to ports in Madras and to the distribution of *rice* among the subordinate ports. For statistical purposes the subordinate ports of the Presidency proper are divided into five ranges, namely, Kánara, Ratnágiri, Uran, Thána and Surat. There was an increase of Rs. 1·74 crore in the total trade of these ranges. Ratnágiri, Uran, Kánara and Thána showed increases of Rs. 82 lakhs, Rs. 49 lakhs, Rs. 40 lakhs and Rs. 21 lakhs, respectively, while Surat recorded a decrease of Rs. 18 lakhs. *Spices* are the principal articles of trade in Kánara; *cocoanut, dried fruits, grain, pulse* and *flour* and *salt* in Ratnágiri; *rice, salt* and *gunny bags* in Uran; *lime, fish* and *salt* in Thána; and *cocoanuts, raw cotton* and *wood* in Surat.

LAND TRADE OF THE PRESIDENCY PROPER.

Information under this head is not given for this year under the orders of Government.

2.—SIND.

SEA-BORNE TRADE.

The total value of the sea-borne trade of the province rose from Rs. 49·87 crores to Rs. 62·2 crores. Foreign imports and exports increased by Rs. 8 crores and by Rs. 4·4 crores, respectively. The coasting trade rose by Rs. 7·93 crores owing mainly to large imports of Indian piece-goods and record exports to Bombay of raw cotton eventually to be shipped thence to foreign destinations. The outstanding features of the year's foreign trade, the value of which advanced by Rs. 4·39 crores or by 12·4 per cent., were a great expansion of imports, which attained a record value, and a serious decline in exports. The former was the natural result of the conclusion of hostilities; the release of ships, factories and men from war-work and the removal of war restrictions facilitated the execution of orders, and the prosperity of India, despite the failure of the 1918 monsoon, enabled importers to buy, even though prices, with very few exceptions, continued to soar. But the port of Karáchi, which normally is pre-eminently an export centre, was badly hit by the prohibition which the Government of India found it necessary to maintain throughout the year on the export of food-grains owing to the prevailing high prices and the depletion of stocks caused by the calamitous weakness of the 1918 rains. As an example the case of *wheat* need only be mentioned. In the year 1904-05 not far short of a million and a half tons were exported from Karáchi. In the year under report only 5,500 tons were shipped, and nearly 30,000 tons were actually imported from Australia. The total value of private exports of Indian produce and manufactures, despite high prices, amounted to less than half that of the record year 1912-13, and the figure would have been still worse had there not been a large expansion in the shipments of *raw hides and skins, seeds and raw cotton*. The import trade was brisker in the second than in the first half of the year and particularly heavy during the last quarter, a not unnatural result in view of the rising exchange. In the case of exports the first half of the year was rather the better. Exports fell away in January 1920 and declined still further in February. This however was due more to a temporary shortage of freight than to the dislocation of exchange which followed the publication of the Currency Committee's report, and the March figures were higher than those of any other month in the year except one. By the close of the official year prices of food-grains had at last shown signs of declining.

A.—CHIEF PORT—KARACHI.

(i) Foreign Trade.

General.

1. The total foreign trade of the port (excluding Government transactions) increased from Rs. 33·84 crores to Rs. 35·27 crores or by 4·2 per cent., a figure far below the record of Rs. 48½ crores reached in 1912-13. Imports advanced in value by 48·2 per cent. from Rs. 11·54 crores to Rs. 17·11 crores. This figure is a record, the previous best being Rs. 16·44 crores in 1913-14. The value of exports, which had declined by 27·7 per cent. in 1918-19, fell again in the year under report by 18·6 per cent. to Rs. 18·17 crores. This was due to the virtual cessation of grain exports. The course of foreign trade is shown in the following statement:—

Articles.	1915-16.	1916-17.	1917-18.	1918-19.	1919-20.	Increase or decrease in 1919-20 as compared with 1918-19.
	Rs.	Rs.	Rs.	Rs.	Rs.	Rs.
IMPORTS.						
I.—Food, drink and tobacco ...	8,38,55,296	8,87,75,986	2,54,55,366	2,74,28,093	4,29,02,664	+ 1,54,74,571
II.—Raw materials and produce and articles mainly unmanufactured ...	52,64,081	61,42,264	44,30,364	36,44,696	1,19,93,181	+ 83,48,485
III.—Articles wholly or mainly manufactured ...	8,56,34,638	8,48,38,426	10,09,88,909	8,32,69,361	11,47,32,851	+ 3,14,63,290
IV.—Miscellaneous and unclassified ...	4,13,035	4,44,884	5,07,496	9,43,193	18,02,675	+ 8,59,542
<i>Grand total of imports</i> ...	<i>12,51,67,050</i>	<i>13,02,01,560</i>	<i>13,13,82,135</i>	<i>11,52,85,283</i>	<i>17,09,31,171</i>	<i>+ 5,56,45,888</i>
EXPORTS.						
(Foreign Merchandise.)						
I.—Food, drink and tobacco ...	25,63,456	35,40,469	44,16,606	58,56,123	57,89,056	- 67,067
II.—Raw materials and produce and articles mainly unmanufactured ...	91,30,262	82,00,599	1,02,51,902	1,46,54,071	1,47,65,337	+ 1,11,260
III.—Articles wholly or mainly manufactured ...	13,61,165	30,02,099	43,71,562	71,38,589	74,65,297	+ 3,26,708
IV.—Miscellaneous and unclassified ...	6,297	12,112	11,211	8,143	11,953	+ 3,810
<i>Total Foreign Merchandise</i> ...	<i>1,30,61,180</i>	<i>1,47,55,279</i>	<i>1,90,51,281</i>	<i>2,76,56,926</i>	<i>2,80,31,643</i>	<i>+ 3,74,717</i>
(Indian Produce and Manufactures.)						
I.—Food, drink and tobacco ...	10,36,10,341	13,10,87,446	24,56,43,542	13,56,96,825	1,27,71,446	- 12,29,25,379
II.—Raw materials and produce and articles mainly unmanufactured ...	6,96,68,457	8,92,53,195	3,93,72,574	5,24,37,429	13,56,97,328	+ 8,31,99,799
III.—Articles wholly or mainly manufactured ...	16,32,164	51,67,407	44,74,745	66,85,567	49,21,081	- 17,63,586
IV.—Miscellaneous and unclassified ...	2,41,668	2,06,023	82,669	4,98,651	2,85,726	- 2,62,925
<i>Total Indian Produce and Manufactures</i> ...	<i>17,51,52,630</i>	<i>22,57,14,071</i>	<i>28,95,73,530</i>	<i>19,53,78,472</i>	<i>15,36,26,381</i>	<i>- 4,17,52,091</i>
<i>Grand total of Exports</i> ...	<i>18,82,13,810</i>	<i>24,04,69,350</i>	<i>30,86,24,811</i>	<i>22,30,35,398</i>	<i>18,16,58,024</i>	<i>- 4,13,77,374</i>

Imports.

2. The total value of imports shows a rise of 48 per cent. over the previous year. The removal of war restrictions, the improvement in shipping facilities and eagerness to replenish depleted stocks all contributed towards raising the value of this trade more than Rs. 5½ crores over the previous year's figure. The most important fluctuations are noted on below. Class I (*food, drink and tobacco*): *Sugar* increased in value by Rs. 87 lakhs but decreased in quantity by 138,033 cwts. The advance in value reflects the extraordinary world price of the commodity. The rise in the quantity (4,919 cwt.) and value (Rs. 3,93,102) of imported *confectionery* was almost entirely due to the resumption of trade with the United Kingdom consequent on the removal of war restrictions. Under *grain, pulse and flour* there was again a substantial increase of 466,248 cwts. in quantity and of Rs. 29·3 lakhs in value owing to large quantities of *wheat* being imported from Australia. Rs. 3½ lakhs worth of *jowdri* arrived from Basra against Rs. 1½ lakh in the previous year. The value of *provisions and oilman's stores* rose from under Rs. 8 lakhs to nearly Rs. 26 lakhs. The large jump represents a re-plenishing of stocks rendered possible by the removal of war restrictions. *Fruits and vegetables* increased in value from Rs. 22 lakhs to Rs. 32 lakhs owing to larger arrivals of *dates* from all Gulf ports, especially from Basra. *Liquors* increased in quantity by 235,174 gallons and in value by Rs. 8 lakhs. The gallonage imported in

1918-19 was much below normal chiefly owing to restrictions on output in the United Kingdom. The large advance in the 1919-20 figures is almost entirely due to increased supplies of *ale, beer* and *porter*. The United Kingdom sent 41,165 gallons of *bottled beer* valued at Rs. 2.42 lakhs as against 28,390 gallons valued at Rs. 1.64 lakh in the preceding year, while 68,514 gallons valued at Rs. 2.62 lakhs came from Japan as compared with 20,568 gallons valued at Rs. 79,000 in 1918-19. *Beer in bulk*, which could hardly be obtained during the war, recorded an advance of 137,921 gallons in quantity and Rs. 3.29 lakhs in value. All the imports were from the United Kingdom and betoken the recovery of the brewery trade. Arrivals of *whisky, brandy, gin* and *rum* show a small increase from 102,409 liquid or 82,307 proof gallons to 109,055 liquid or 86,637 proof gallons, but they are still a long way below the figures recorded during the first three years of the war. There was, however, a marked revival in the closing months of the official year consequent on the removal of restrictions on bonded spirits in the United Kingdom. Imports of *wine* also advanced after a lean year in 1918-19. *Tobacco* increased in quantity by 126,575 lbs. and in value by Rs. 3 lakhs. *Teas* fell in quantity by 109,625 lbs. and in value by Rs. 62,816. Class II (*Raw materials and produce and articles mainly unmanufactured*): *Coal, coke* and *patent fuel* rose by Rs. 83 lakh. *Oils* rose from 4.42 million gallons to 15.38 gallons in quantity and from Rs. 30.7 lakhs to Rs. 10.9 lakhs in value. *Hides and skins, raw* rose by Rs. 2.8 lakhs. Under *miscellaneous* there was an increase of Rs. 1.22 lakh. Class III (*Articles wholly or mainly manufactured*): *Yarns and textile fabrics* advanced from Rs. 6.63 crores to Rs. 8.12 crores. *White, grey and coloured piece-goods* rose by Rs. 95.12 lakhs, Rs. 16 lakhs and Rs. 15.89 lakhs, respectively; *piece-goods of cotton and artificial silk* and *silk piece-goods* rose by Rs. 12.35 lakhs and Rs. 3.32 lakhs, respectively; *yarn and knitting wool* rose by Rs. 92,000 lakhs; *wool piece-goods* decreased by Rs. 1.38 lakh. Under *grey piece-goods* sub-heads *drills and jeans, T-cloth and domestics* and *jaconets* increased in both quantity and value, the value increasing by Rs. 5 lakhs, Rs. 4.9 lakhs and Rs. 2.73 lakhs, respectively, while *longcloth and shirtings* decreased in quantity by 169,694 yards, but increased in value by Rs. 3.69 lakhs. The increase under *drills and jeans* was mainly due to the revival of trade in *Peperil drills* with the United States of America whence came half a million yards valued at Rs. 3.75 lakhs as against none in the previous two years. *Metals, iron and steel, and manufactures thereof* increased by Rs. 55.44 lakhs. For two years the import of *motor cars* and *bicycles* was prohibited as a war measure. The prohibition was lifted in December 1918 and during the year 1919-20 no less than 605 *motor cars* valued at Rs. 16.28 lakhs were received. *Machinery of all kinds including belting for machinery* improved by Rs. 21.28 lakhs; *cutlery*, by Rs. 11.33 lakhs; *paper, pasteboard and stationery*, by Rs. 8.55 lakhs; *metals other than iron and steel and manufactures thereof* by Rs. 8.30 lakhs; *railway plant and rolling stock* by Rs. 7.55 lakhs; *dyes and colours* by Rs. 4.52 lakhs; *glassware and earthenware* by Rs. 1.23 lakh; and *chemicals, drugs and medicines* by Rs. 1 lakh. *Miscellaneous* increased by Rs. 21.44 lakhs. *Apparel* alone recorded a decline of Rs. 2.75 lakhs.

3. The total value of re-exports rose from Rs. 276.57 lakhs to Rs. 280.32 lakhs, a record figure. Re-exports,

4. The value of Indian produce and manufactures exported fell from Rs. 19.54 crores to Rs. 15.36 crores or by 21.3 per cent., mainly on account of the virtual extinction of the export trade in *food-grains*. The more important items are discussed in detail below. The total value of exports in class I (*food, drink and tobacco*) fell by Rs. 12.29 crores from Rs. 13.57 crores to Rs. 1.28 crore or by 91 per cent. Exports under *grain, pulse and flour* fell by near 19 million cwts. in quantity and by Rs. 12.24 crores in value. Broadly speaking the export of all food-grains during the year under report was prohibited, in order that stocks depleted by the failure of the monsoon of 1918 might be replenished and that prices and the cost of living in India might eventually be reduced. Relatively small quantities were allowed to be exported to destinations which normally are dependent on India for supplies or which possess an Indian population. Detailed comment therefore is this year unnecessary on the export figures of any food-grains except the great Karachi staple of *wheat*. Exports proper.

The greatest quantity of *wheat* ever exported from Karáchi in one year was 28½ million cwts., in 1904-05, while the greatest value was Rs. 14·08 crores recorded in 1917-18. In the year under report exports totalled no more than 1,10,000 cwts. of the value of Rs. 11·46 lakhs against 8,202,544 cwts. and Rs. 5·74 crores in the previous year. *Tea* declined by 1½ million lbs. in quantity and by Rs. 10 lakhs in value and *tobacco* by 4,76,807 lbs. in quantity and by Rs. 1·29 lakh in value. Export under class II (*Raw materials and produce and articles mainly unmanufactured*) rose by Rs. 831·99 lakhs from Rs. 525 lakhs to Rs. 1,357 lakhs, chiefly on account of large shipments of *raw hides and skins, seeds and raw cotton*. *Raw hides and skins* expanded by 234,553 cwts. in quantity and Rs. 287·44 lakhs in value owing to removal of restrictions, freight facilities and the world shortage of supplies due to military consumption. *Seeds* rose from 1,845,000 cwts. valued at Rs. 175·27 lakhs to 3,998,421 cwts. valued at Rs. 501·79 lakhs. *Raw cotton* rose from 15,570 cwts. valued at Rs. 11·21 lakhs to 312,139 cwts. valued at Rs. 195·99 lakhs. *Miscellaneous* rose by Rs. 15·82 lakhs. On the other hand there was a decrease of Rs. 3·82 lakhs under *metallic ores and scrap metal for re-manufacture*. The value of the total exports under class III (*Articles wholly and mainly manufactured*), fell from Rs. 66·85 lakhs to Rs. 49·22 lakhs owing to smaller shipments of *saltpetre and skins, tanned or dressed*.

Distribution of
trade.

5. The trade with the British Empire, including Egypt, was Rs. 20·36 crores or 57·74 per cent. of the entire foreign trade as compared with nearly Rs. 25 crores or 75·98 per cent. in the previous year, the decrease being due to the fact that there were no exports of grain to Egypt during the year under report. The United Kingdom again headed the list with 54·53 per cent. Imports and exports both increased, the former from Rs. 8·14 crores to Rs. 10·72 crores, chiefly owing to larger arrivals of cotton piece-goods and metals, and the latter from Rs. 5·92 crores to Rs. 8·5 crores as a result of larger shipments of cotton seed, rape-seed, raw hides and skins, raw cotton and raw wool. Trade under other British possessions rose from Rs. 23·97 lakhs to Rs. 50·61 lakhs. This was due to arrivals of wheat from Australia. The removal of restrictions led to an increase in the share of Europe, which advanced from 3·75 per cent. to 12·53 per cent. of the total trade. The value of imports from France rose from Rs. 5·69 lakhs to Rs. 8·75 lakhs and exports thither increased by nearly Rs. 29 lakhs. The shares of Spain and Italy rose from Rs. 3·26 lakhs and Rs. 23 lakhs to Rs. 38·85 lakhs and Rs. 71·85 lakhs, respectively. America's share expanded from 4·29 per cent. to 13·4 per cent.

Government
transactions.

6. The value of the trade on Government account rose from Rs. 1·49 crore to Rs. 4·46 crores. The increase of Rs. 2·5 crores under imports was chiefly due to larger imports of *machinery and millwork, metals and ores and railway plant and rolling stock* from the United Kingdom. Exports rose from Rs. 4 lakhs to Rs. 52 lakhs and re-exports from Rs. 97,000 to Rs. 15·68 lakhs.

Shipping.

7. The number of vessels engaged in foreign trade, excluding Government transports, that entered the port of Karáchi, fell from 1,083 to 619 and their tonnage from 870,217 to 581,429. The number engaged in the coasting trade fell from 3,504 to 2,926, but the tonnage increased from 573,077 to 763,187. The number of steamships entering decreased from 662 to 560, of which 517 were British and 25 were British Indian.

(i) *Coasting Trade.*

The value of the coasting trade, excluding Government transactions, increased from Rs. 13·8 crores to Rs. 21·7 crores or by Rs. 7·9 crores. Imports of Indian produce rose by Rs. 3·56 crores from Rs. 6·13 crores to Rs. 9·7 crores due to larger receipts of *cotton grey piece-goods* (Rs. 1·89 crore), *cotton coloured piece-goods* (Rs. 90 lakhs), *cotton twist and yarn* (Rs. 2·92 lakhs), *rice* (Rs. 4·33 lakhs), *petrol* (Rs. 12·43 lakhs), *cocoanut oil* (Rs. 661 lakhs), *cocoanut kernel* (Rs. 7·35 lakhs), *chillies* (Rs. 3·58 lakhs) and *wood and timber* (Rs. 13·10 lakhs). The value of *Indian produce* exported was Rs. 8·32 crores or nearly double that of the previous year, the chief contributors to the increase being *raw cotton* (Rs. 308 lakhs) and *rice* Rs. 78 lakhs. Exports of *raw cotton* to Bombay amounted to 881,135 cwts. valued at Rs. 5·92 crores as

against 379,878 cwts. valued at Rs. 2·84 crores. The figures are easily the highest yet recorded. On the other hand *seeds* declined by over Rs. 10 lakhs.

B.—SUBORDINATE PORTS.

Keti Bunder and Sirganda.

The combined trade of these two ports fell from Rs. 14·35 lakhs to Rs. 9·62 lakhs.

C.—SIND EXTERNAL LAND TRADE.

1. The total value of imports and exports, excluding treasure, rose by Rs. 124·19 lakhs to Rs. 421·89 lakhs, the highest figure on record. Excluding Kelat and Beyla territories imports rose from Rs. 103·57 lakhs to Rs. 161·53 lakhs, and exports from Rs. 194·12 lakhs to Rs. 260·37 lakhs, exceeding the record figure of the previous year by 34 per cent. General

2. Imports from Afghanistan rose from Rs. 99·55 lakhs to Rs. 158·59 lakhs showing an increase of 59·75 per cent. and exports rose from Rs. 156·35 lakhs to Rs. 156·89 lakhs. The value of imports into Sind and British Baluchistan from southern and western Afghanistan rose by Rs. 60 lakhs to Rs. 146·13 lakhs. Exports to southern and western Afghanistan fell from Rs. 153·53 lakhs to Rs. 152·25 lakhs. The value of imports from northern and eastern Afghanistan decreased from Rs. 13·72 lakhs to Rs. 12·46 lakhs while that of exports rose by Rs. 1·82 lakhs. Imports from Persia decreased by Rs. 1·09 lakh or 27 per cent. to Rs. 2·93 lakhs while exports rose by Rs. 65·7 lakhs or 174 per cent. to Rs. 103·48 lakhs, a record figure. The trade by the Nushki route between Sind and Afghanistan rose by Rs. 18·54 lakhs to Rs. 84·94 lakhs and that between Sind and Persia rose by Rs. 64·62 lakhs to Rs. 106·41 lakhs. Distribution.

3.—ADEN.

The total value of the private sea-borne and land trade of Aden increased from £10,044,659 to £13,641,082. The sea-borne trade rose from £9,923,126 to £13,220,106. The value of Indian trade was £3,095,410 as compared with £3,034,642 in the year previous. Land trade increased in value from £121,533 to £420,976 or by £299,443; the increase in imports being £190,369, and in exports £109,074. Government transactions increased from £71,925 to £328,616, or by £256,691, but exact figures are not available.

I.—SEA-BORNE TRADE.

1. The total value of the import trade, exclusive of treasure, increased from £5,185,209 to £6,580,474. The value of class I (Articles of food, drink and tobacco) increased from £1,219,510 to £1,538,776. Increase was due to *coffee* (+£68,865), *grain and pulse* (+£238,744), *dates* (+£113,225), *tea, black* (+£20,212) and *sugar* (+£93,387); decreases were observed in *spices* (—£36,394); *tobacco unmanufactured* (—£172,905) and *cigarettes* (—£16,895). The increase in *coffee* was due to the resumption of trade with the Red Sea ports, resulting in large consignments from Mocha, Hodeida and Gaizan. Harrar coffee from Djibouti, decreased. *Grain and pulse* increased chiefly in *rice, jowari* and *wheat flour* mainly from Bombay. *Gram* showed a decrease. *Dates* increased in imports chiefly from the Persian Gulf; Muscat and Arabian Gulf ports contributed towards the increase. *Ghee*, though showing a slight increase in value, decreased in quantity. The increase in *tea* was due nearly wholly to imports from Bombay. *Sugar* increased in quantity and value; the prices ruling even higher than the year before. The decrease in *spices* was contributed to almost equally by smaller imports of *cloves* from Zanzibar, which were exceptionally high the year before, and *ginger* and *pepper* from Bombay. *Tobacco unmanufactured* decreased, especially in imports, from Bombay and *cigarettes* from the United Kingdom. The total value of class II (Raw materials and produce, and articles mainly unmanufactured) increased from £1,096,554 to £2,340,772, or by £1,244,218. *Coal* increased in value by £84,642, chiefly from the United Kingdom, whence imports ceased since 1916-17. Natal and Indian Coal also increased. The increase in *gums and resins* (+£30,404) was chiefly due to *gum Arabic* (+£18,478) from Somali ports and Import-.

Suakin and *gum incense* (+£10,838) from Somali and Arabian Gulf ports. There was a slight increase in *gum Benjamin*, but *gum, other sorts*, decreased. The very large increase in *hides raw* (+£349,516) was mainly due to the increased imports from Djibouti which port had fewer opportunities for direct shipment to Europe, than it did the year previous. There were important consignments also from Italian East Africa, Red Sea Ports and British Somaliland. The increase in *skins raw* (+£589,709) was even greater than in hides, and was due to imports from Red Sea ports; Djibouti; Italian East Africa; Somali Ports and Massowah. Demands from the United Kingdom, the United States of America and France exceeded pre-war years. *Oils* increased in value by £114,764, due to *oil kerosene* (+£84,408) from the United States of America; *Oil Benzene, etc.*, (+£16,604) also from the United States of America and Egypt; *fuel oil* (+£8,482) from the Persian Gulf. This is the first import of fuel oil into Aden, and much larger imports are anticipated. Other increases were *seeds* (+£32,619), chiefly Jinjelli; *wax* (+£17,902) from Djibouti; *wood and timber* (+£4,767); *ivory, unmanufactured* (+£10,988); *pearls unset* (+£4,267); *shells* (+£5,614), chiefly *Mother of Pearl* from the coastal ports. The value of Class III (Articles wholly or mainly manufactured) decreased from £2,748,548 to £2,578,910 or by £169,638, which was mainly due to *cotton goods including twist and yarn*, the value of which decreased from £2,430,130 to £2,179,092 or by £251,038. *Cotton twist and yarn* (—£240,897) decreased chiefly in *twist unspecified* from Bombay; the year previous an exceptionally large quantity was imported thence. *Dyed piece goods* (—£311,018) decreased chiefly in imports of *unspecified* from the United Kingdom and Bombay. *White piece goods* decreased in quantity but increased very slightly in value (+£58); *grey piece goods* (+£317,686) increased in quantity and value chiefly due to *drills and jeans* from the United Kingdom; *Longcloth and shirting and sheetings* from Bombay and *sheetings* from the United States. Other important decreases were observed in *dyeing and tanning substances* (—£5,648); *Jute and manufactures* (—£14,792); *matches* (—£4,400); and *soap* (—£15,085). The principal articles exhibiting increases in this class were, *apparel* (+£3,390); *chemicals* (+£11,209); *hardware and cutlery* (+£7,990); *paints and colours* (+£4,901); *earthenware* (+£5,178); *metals* (+£29,934); *motor cars* (+£21,829); *paper and pasteboard* (+£3,210); *wool and manufactures* (+£4,885); and *rubber manufactured* (+£4,382). Class IV (Miscellaneous and Unclassified) increased in value from £120,597 to £122,016, or by £1,419, due to *articles per post* (+£48,907). Decreases were seen in *animals, living* (—£43,923); and *fodder, etc.* (—£4,243).

Exports.

2. Aden being the principal distributing port for supplying the Arabian, African and Red Sea Coastal ports, and an entrepôt for exports to Europe and America, the salient features of the import trade are naturally reflected in the export, as the bulk of imports are re-exported. The total value of the export trade, exclusive of treasure, amounted to £6,292,691, as compared with £4,536,949 the previous year, showing an increase of £1,755,742. Class I increased in value from £1,150,868 to £1,478,685 or by £327,817. The chief increases were under *coffee* (+£150,346); *grain and pulse* (+£91,631) including *rice* (+£71,369), *wheat flour* (+£16,661) and *jowari* (+£13,655); *fruits and vegetables, dried* (+£87,506), *sugar refined* (+£22,631), but showing a decrease in quantity, and *salt* (+£22,883). The decreases in this class were seen under *spices* (—£28,793); *tobacco unmanufactured* (—£14,997); and *tobacco manufactured, other sorts* (—£9,935). In Class II there was an increase of £1,580,803. The principal increases were under *skins raw* (+£998,407), including *goat skins* (+£823,683); *sheep skins* (+£146,024); *hides raw* (+£432,625), *gums and resins* (+£52,672); *oils, chiefly kerosene* (+£35,035); *wax* (+£18,647); *ivory unmanufactured* (+£21,963); *pearls, unset* (+£27,634); and *shells, etc.* (+£9,222). The only important decrease was in *seeds* (—£16,467), due to the absence of the unusual consignments noticed last year. The total value of class III decreased in value from £2,499,793 to £2,332,825, or by £166,968, chiefly due to *cotton manufactures including twist and yarn* (—£198,347), *twist and yarn* (—£67,360); and *dyed piece goods* (—£376,964): on the other hand *greys* increased (+£74,200) and *whites* also (+£175,390). Other decreases were seen under *chemicals* (—£12,854) and *jute, manufactured*

(-£15,364), and other increases under *carriages, etc.* (+£7,585); *hardware and cutlery* (+£8,606); *metals* (+£15,110); and *perfumery* (+£10,380). Class IV increased by £14,090, due mainly to *articles per post* (+£16,270); there was a decrease in *fodder*, and a small increase in *specimens*.

3. The total imports and exports increased, respectively, by £67,701 and £78,272. *Gold* decreased in imports by £28,187 in *sovereigns* and by £22 in *other coined gold*. There were no transactions in *gold* exports for the past two years. *Silver* increased in imports by £13,586 in *Government rupees* and by £82,324 in *M. T. Dollars*. In exports *Government rupees* increased by £7,488, and in *M. T. Dollars*, chiefly, by £70,784. Treasure.

4. The total sea-borne trade, exclusive of treasure, amounted to £12,873,165. The British Empire exhibits the highest total, the value being £5,743,710 with a percentage of 44·62, of which India's share was £3,058,060. Africa occupies the second position with a total of £2,936,530, the United States of America takes Asia's position here with a total of £1,941,270, and Asia follows with £1,748,420; the last being Europe with a total of £503,230. The increase of the British Empire in the trade of Aden was due to exports to the United Kingdom, chiefly in *hides and skins, raw, shells, wax, etc.*, and in large exports to British Somaliland and India. Imports decreased from Natal (coal), the United Kingdom (*cotton twist and piece goods*), British Somaliland (*animals, hides raw and ghee*), and India (*cotton twist; piece goods, spices, etc.*) Africa increased from £2,678,200 to £2,936,530, chiefly in imports of *hides and skins raw*, from Italian East Africa, Djibouti, and Independent Somali Ports. Exports decreased to Massowah, Italian East Africa, and Djibouti in *cottons, etc.* The United States of America increased from £327,240 to £1,941,270 in imports as well as exports. Imports increased in *oil kerosene and benzene and cottons*; and exports in *hides and skins raw* especially. Asia increased from £1,050,420 to £1,748,420 in imports as well as exports, chiefly from Mascut, Red Sea and Arabian Gulf ports. Free dhow traffic with the Red Sea ports during the year increased imports and exports to a great extent. Europe increased from £228,910 to £503,230 in imports and particularly in exports of *coffee, gums and hides and skins, raw*. Distribution.

5. The number of vessels, steam and sailing, entering the port during the year increased from 500 to 1,066, and the tonnage from 950,141 to 2,736,839 or an increase of 566 vessels and 1,786,698 tons. The number of British ships rose from 323 to 642 and that of British Indian from 13 to 84. The number of Japanese ships increased from 69 to 146; French ships from 10 to 22 and Italian from 24 to 81. The number of native craft entering the port increased from 564 to 883, and the aggregate tonnage from 22,517 to 36,569. The percentage of shipping interest of the United Kingdom in the Trade of Aden increased from 2·20 to 5·53, and that of India and Burmah from 13·20 to 17·82, while that of British Colonies and Protectorates decreased from 52·40 to 49·63; Foreign Countries also decreased from 32·20 to 27·02. Shipping.

II.—LAND TRADE.

In addition to the ancient camel caravan trade with the Mainland of Arabia, the Aden Railway began transporting goods between Aden and Lahej in March 1919, and railway statistics are for the first time included in the following figures. The number of camel-loads of produce imported into Aden from the Mainland of Arabia increased from 86,150 to 128,100; the total value of the produce increased from £105,129 to £295,498, chiefly in *coffee, fruits and vegetables, fresh, and hides and skins, raw*; the only decrease being in *grain*. The increase is largely due to the removal of restrictions, and the great demand for the articles imported. Exports increased very largely from £16,404 to £125,478 or by £109,074 which is accounted for by the removal of most of the restrictions at a time when hardly any article of necessity and luxury was available in the Hinterland. The chief increases were under *cotton twist and yarn and piece-goods; tobacco; rice; oils kerosene and jinjelli; dates; spices and sugar*.

9.—Public Works.

For details see the Administration Report of the Public Works Department for the year 1919-20 and tables under Irrigation printed in Part III of the Statistics of British India.

1.—ADMINISTRATION.

**TERRITORIAL
CHANGES :**

Northern Division.

The "Ahmedabad Water Works sub-division" in the Ahmedabad district was continued up to 30th September 1920 and a new temporary sub-division called the "Bándra sub-division" was opened in the Thána district for a period of two years.

Central Division.

The temporary "Deoláli sub-division" in the Násik district was in operation during the year and two new sub-divisions (temporary) were formed in the Poona district for two years.

Deccan Irrigation
Division.

Sanction was given to the continuance of the three construction districts, viz., Málshiras, Lonand and Lake Whiting of the Nira Right Bank Canal, up to 31st December 1922.

The "Málshiras" and "Natepute" sub-divisions of the Málshiras district, the Andheri, Tadavali and Nimblak sub-divisions of the Lonand district and the Bhátghar and the Lime sub-divisions of the Lake Whiting district which are all construction charges were in operation as well as the Pravara Head, Pravara Right Bank, Pravara Left Bank and Pravara Distributary sub-divisions in Pravara Canals district.

A new sub-division (temporary) called the "Project sub-division" was sanctioned for seven months from 1st August 1919 in the Málshiras district; one called the "Block revision" was sanctioned on the Nira Left Bank Canal; and the "Bandhara sub-division" of the Násik Irrigation district which was temporarily closed was re-opened from 1st December 1919.

Southern Division.

About 700 small irrigation tanks hitherto in charge of the Executive Engineer, Belgaum district, were transferred to that of the Executive Engineer, Dhárwár Irrigation district.

Sind.

The "Henjam Pier sub-division" in the Karáchi Buildings district was continued up to 12th May 1919 and the "Karachi sub-division" was split up into three sub-divisions, viz., Repairs and Minor Works (permanent); Construction sub-division (permanent) and Roads sub-division (for two years).

A "New loop bund" sub-division was temporarily formed in the Karáchi Canals district.

Sanitary Engineer.

The "Poona Water Works" sub-division was converted into a regular district called the Poona Water Works district, for a period of two years in the first instance.

2.—ROADS AND BUILDINGS.

A.—Civil Buildings.

**IMPERIAL
SERVICES :**

During the year under review, the Roads and Buildings Branch of the Public Works Department of the Presidency incurred an expenditure on works of Rs. 2,15,12,184, the more important details of which are given under the various heads below :—


Customs.

Under this head the expenditure was :—

	Rs.
On new works and additions and alterations to existing works ...	2,03,164
On repairs	17,710
Total ...	2,20,894

The outhouses, the compound roads and the compound wall in connection with the new Custom House, Bombay, were completed during the year. The unfinished work in the interior of the buildings on account of its occupation by the War Purposes Board, the Munitions Board, etc., was also carried out.

The construction of the new Custom House at Karáchi was also in progress.

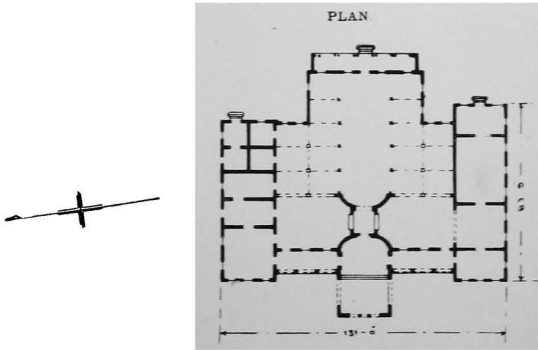


RESIDENCY SCHOOL.

Crater, Aden.

Completed 1918.19.

POST AND TELEGRAPH OFFICE
SHOLAPUR.



NOTE:

Date of Completion January 1919.
Cost Rs. 91104.

The expenditure under this head was :—

	Rs.	Salt.
On new works and additions and alterations to existing works ...	1,09,723	
On repairs	60,537	
Total ...	1,70,260	

The Sarkarkun's and karkuns' quarters at Rai, the buildings in connection with the salt works at Bhándup, the works of providing water supply to the salt works at Bhándup and the new salt pan area at Kharághoda were in progress. The extensions and improvements to the salt works at Maurypur were completed.

An expenditure of Rs. 1,035 only was incurred under this head, of which Opium Rs. 954 was on works and Rs. 81 on repairs.

An expenditure of Rs. 8,886 was incurred under this head, of which Mint Rs. 1,928 was on works and Rs. 6,958 on repairs.

Under this head the expenditure was :—

	Rs.	Post Offices.
On new works and additions and alterations to existing works ...	83,930	
On repairs	39,391	
Total ...	1,23,321	

A temporary aviation ground was prepared at Juhu in the Thána district for the landing of the Bombay Karáchi Aerial Mails. The combined post and telegraph office at Chikodi, with quarters for the sub-postmaster and quarters for the postmaster and signaller at Bijápur, were completed. The combined post and telegraph office at Chachro was in progress.

No works of importance were carried out under this head, the expenditure Telegraphs being as under :—

	Rs.
On new works and additions and alterations to existing works ...	24,740
On repairs	21,464
Total ...	49,204

An expenditure of Rs. 3,033 was incurred under this head, of which Treasury and Currency buildings Rs. 1,464 was on additions and alterations and the balance on repairs.

An expenditure of Rs. 27,273 was incurred under this head, of which Political Agencies Rs. 11,192 was on new works and additions and alterations and the balance on repairs.

An expenditure of Rs. 1,035 was incurred under this head, of which Rs. 21 Miscellaneous was on new works and the balance on repairs.

An expenditure of Rs. 133 was incurred on repairs under this head. Educational

No important new works were carried out under this head, the expenditure Ecclesiastical being as under :—

	Rs.
On new works and additions and alterations to existing works...	168
On repairs	15,292
Total ...	18,460

The work of constructing the police lines at Baroda Camp was in progress Police and an expenditure of Rs. 17,070 was incurred thereon during the year.

Nothing of importance was carried out under this head, the expenditure Miscellaneous being as under :—

	Rs.
On new works and additions and alterations to existing works ...	13,521
On repairs	3,986
Total ...	17,507

Under this head the expenditure was :—

	Rs.
On new works and additions and alterations to existing works ...	56,999
On repairs	7,070
Total ...	<u>64,069</u>

Bungalows for the Chief Conservator of Forests and the Conservator of Forests, Central Circle, in the compounds of bungalows Nos. 4 and 5, Queen's Gardens, Poona, respectively, were in progress. Land was acquired for the establishment of a Forest College at Dhárwár.

Rupees 2,174 only were spent under this head, of which Rs. 808 represent expenditure on additions and alterations and Rs. 1,366 on repairs.

The expenditure under this head was :—

	Rs.
On new works and additions and alterations to existings works...	4,86,550
On repairs	1,89,106
Total ...	<u>6,75,656</u>

The quarters for the Mahálkari and his establishment at Mokháda (Thána district), the Revenue buildings at Pálghar (Thána district), the Mámlatdár's kacheri at Karmala (Sholapur district) and the revenue offices at Karáchi were in progress. The quarters for the Thándárs and their establishments at Satlása and Dábhoda in the Mahi Kántha Agency, the Mámlatdár's kacheris at Peint (Nasik district) and Hukeri (Belgaum district), the quarters for the revenue establishment at Supa (Kánara district) and the Mukhtyárkar's kacheri at Jati were completed.

Under this head the expenditure was :—

	Rs.
On new works and additions and alterations to existing works ...	1,93,640
On repairs	19,409
Total ...	<u>2,13,049</u>

The Central Excise Lock-up offices and quarters for officers and peons on Mathew Road, Bombay, the bonded warehouse at Thána, the bungalows for the Excise Inspectors at Mátar (Kaira district), Sirsi and Haliyál (both in the Kánara district), the quarters for the Distillery Manager at Khánápur (Belgaum district), the preliminary operations in connection with the construction of the Distillery buildings at Deoláli and additions and alterations to the Distillery at Kotri were in progress. The Liquor Warehouse at Nandurbár in the West Khándesh district was completed.

The expenditure under this head was :—

	Rs.
On new works and additions and alterations to existing works ...	2,07,508
On repairs	1,43,203
Total ...	<u>3,50,711</u>

Quarters for the Military Secretary and Private Secretary to His Excellency the Governor at Bombay, additional guest rooms, addition of an upper floor to His Excellency the Governor's bungalow and quarters for two European subordinates and three telephone operators at Government House, Malabar Point, were in progress. Quarters for two European subordinates and six Christian subordinates at Government House, Ganeshkhind, were also in progress. Preliminary arrangements were also made for starting work on the quarters for the Private Secretary and Military Secretary and two European and four Christian married subordinates at Government House, Mahábaleshvar.

Under this head the expenditure was :—

	Rs.
On new works and additions and alterations to existing works ...	8,534
On repairs	18,311
Total ...	<u>26,845</u>

Treasury and
Currency buildings.

Land Revenue
buildings.

Excise buildings.

Residences for
Government and
Secretariat
officers, etc.

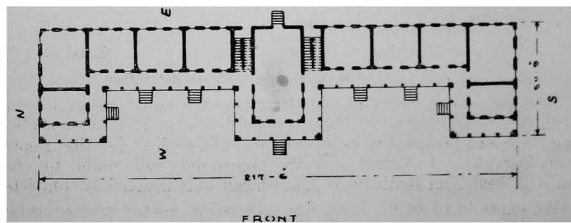
Political Agencies.

HOSTEL BUILDING FOR THE NORTHCOTE HIGH SCHOOL

SHOLAPUR.



PLAN.



NOTE:

Date of Completion July 1919

Cost Rs. 58377

The work of constructing a bungalow for the District Deputy Political Agent at Pálanpur was in progress.

The expenditure under this head was :—

Agriculture.

	Rs.
On new works and additions and alterations to existing works ...	25,549
On repairs	7,452
Total ...	33,001

The Bull Breeding Farm at Bankápur (Dhárwár district) was in progress, while the Farm buildings at Kumta (Kánara district) were completed.

An expenditure of Rs. 217 only was incurred on works under this head.

Miscellaneous.

An expenditure of Rs. 6,633 was incurred under this head, out of which Rs. 5,933 was on new works and the balance on repairs.

Museums.

Under this head the expenditure was :—

Monuments and
antiquities

	Rs.
On new works and additions and alterations to existing works ...	86,051
On repairs	64,656
Total ...	1,50,707

The reconstruction of the Lodwick Monument at Mahábaleshvar and the compound wall round the open site of the Gol Gumbaz at Bijápur were completed. The other works undertaken during the year consisted of repairs to, and conservation of, archæological buildings and remains, chiefly those at Bijápur and at Champaner in the Kaira and Panch Maháls districts.

The expenditure under this head was :—

Educational—
colleges

	Rs.
On new works and additions and alterations to existing works ...	1,63,958*
On repairs	81,969
Total ...	2,45,927

* Includes Rs. 11,245 outlay spent from contributions.

The George V Hall in connection with the Gujarát College, Ahmedabad, was nearly completed, while the work of altering the main building of the Madras and Southern Mahratta Railway offices at Dhárwár to accommodate the Karnátak Arts college was in progress. The work of constructing a temporary hostel for the college referred to was also in progress.

Under this head the expenditure was :—

Schools.

	Rs.
On new works and additions and alterations to existing works ...	1,14,448*
On repairs	32,339
Total ...	1,46,787

* Includes Rs. 25,086 outlay spent from contributions.

The quarters for the staff and servants of the David Sassoon Industrial and Reformatory Institution at Mátunga and the laboratory in connection with the High School at Dhárwár were in progress. The office for the Deputy Educational Inspector at Alibág and the compound wall round the Ranchhodlal Chhotalal Technical Institute at Ahmedabad were practically completed.

An expenditure of Rs. 1,000 was incurred on repairs under this head.

University buildings.

An expenditure of Rs. 10,644 was incurred under this head, of which Rs. 8,425 was on additions and alterations and Rs. 2,219 on repairs.

Miscellaneous.

Under this head the expenditure was :—

Ecclesiastical.

	Rs.
On new works and additions and alterations to existing works ...	23,335
On repairs	17,649
Total ...	40,984

The work of extension of St. Sepulchre's cemetery at Wanowrie in Poona was in progress.

Law and justice.

The expenditure under this head was :—

	Rs.
On new works and additions and alterations to existing works ...	2,74,342
On repairs	65,209
Total ...	3,39,551

The Honorary Presidency Magistrates' Court, Girgaon, Bombay, the Sub-Judge's Court at Gokak in the Belgaum district and the Small Causes Court, Karáchi, were in progress. Most of the furniture required for the new Small Causes Court, Bombay, was supplied during the year.

Jails.

Under this head the expenditure was :—

	Rs.
On new works and additions and alterations to existing works ...	2,57,440
On repairs	72,016
Total ...	3,29,456

Land was acquired for a jail at Chembur in the Thána district. Cells for condemned prisoners and warders' quarters in the Central Jail at Ahmedabad and the Central Jail at Hindalgi in the Belgaum district were in progress, while the quarters for the head warder and additional warders in the Central Prison at Hyderabad were completed.

Police.

The expenditure under this head was :—

	Rs.
On new works and additions and alterations to existing works ...	30,73,015*
On repairs	1,72,070
Total ...	32,45,085

* Includes Rs. 10,66,720 outlay spent from contributions.

The buildings in connection with the Police Accommodation Schemes at Chinch Bandar Road, Sandhurst Road (west), Palton Road, Mazagaon and Máhim, Bombay, the bungalows for the Inspector General of Police and the Deputy Inspector General of Police (Criminal Investigation Department) at Yeránda, Poona, and the office and quarters for the Deputy Superintendent of Police, Steamer Point, Aden, were in progress, while the buildings in connection with the Police Accommodation Scheme at Lamington Road, Bombay, were completed. The other works undertaken or carried out consisted mainly of the construction of, or additions and alterations to, police lines at different places in the Presidency.


Medical.

Under this head the expenditure was :—

	Rs.
On new works and additions and alterations to existing works ...	9,09,562
On repairs	1,85,900
Total ...	10,95,462

The following important works were in progress :—

- (1) Quarters for the Hospital establishment in the compound of the J. J. Hospital, Bombay.
- (2) The Out-patients' Department in the compound of the J. J. Hospital, Bombay.
- (3) Additional quarters for nurses in the compound of the Cama and Albless Hospitals, Bombay.
- (4) Bungalow for the Deputy Sanitary Commissioner, Central Registration district, Poona.
- (5) The King Edward Memorial Hospital at Sholápur.
- (6) Bungalows for the Civil Surgeon and the Deputy Sanitary Commissioner, Western Registration district, Násik.
- (7) Maternity Ward in the compound of the Civil Hospital at Bijápur.

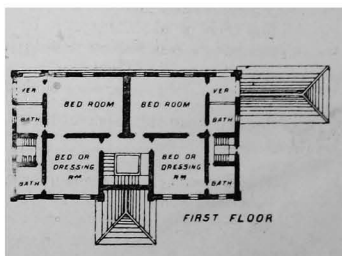
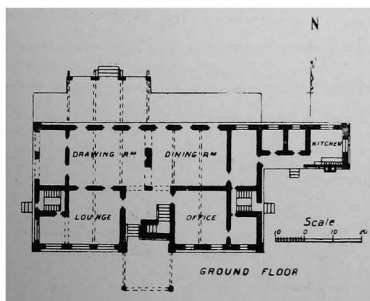


BUNGALOW FOR THE SANITARY ENGINEER TO GOVERNMENT, YERAVDA.

(North West Elevation,

Completed 1918-19.

Cost Rs. 48,800.



The following works of importance were completed :—

- (1) Tuberculosis Ward in the compound of the Cama and Albless Hospitals, Bombay.
- (2) Underground cold chamber for the Vaccine Institute at Belgaum.
- (3) Additional accommodation for the Lunatic Asylum at Ratnágiri.
- (4) Additions and alterations to the Medical School at Hyderabad.

The expenditure under this head was :—

Miscellaneous.

	Rs.
On new works and additions and alterations to existing works ...	7,28,876
On repairs	99,870
Total ...	8,28,746

The bungalows for the Executive Engineer, Poona Irrigation district, the late Mechanical Engineer to Government, the Superintending Engineer, Central Division, the Chief Engineer and Joint Secretary to Government, Public Works Department at Yeravda, Poona, and those for the Superintending Engineers, Indus Left and Indus Right Bank Divisions at Karáchi were in progress. The pile foundation of the building of the Gateway of India at the Apollo Bandar, Bombay, the work of providing additional accommodation in the temporary building of the Government Central Press on the Kennedy Sea Face, Bombay, and the bungalows for the Executive Engineer, Poona district, and the Assistant Engineer at Yeravda were completed. The additions and alterations to the bungalow on survey No. 7221, Narayan Dabholkar Road, Bombay, the construction of an approach road to the building sites acquired on Cumballa Hill, Bombay, for quarters for Government officers and the work of providing water supply to the bungalows for civil officers at Belgaum were also practically completed.

B.—Architectural.

The activity in design noted in last year's Administration Report was maintained. Designs or sketch plans were prepared for the flats on the Rocky Hill site, Land's End Road, Bombay, flats on the Bird Cage site, Colába, bungalows for the High Court Judges and certain other officers on Cumballa Hill, Bombay, and for bungalows for the Commissioner, the Deputy Inspector General of Police, the Registrar, Co-operative Credit Societies, and the Private and Military Secretaries to His Excellency the Governor at Poona. In regard to public or institutional buildings, designs were got out for the extension of the Bai Motlibai Hospital, Bombay, the reconstruction of the J. J. Hospital, Bombay, the College of Commerce and Economics, Bombay, the Historical Museum at Sátára, the Mahomedan College at Andheri, the Training College for vernacular mistresses and the new Secondary Training College, Poona, and the Middle School at Karáchi. The work of constructing the Historical Museum at Sátára was also started during the year.

C.—Electrical.

Under this head the expenditure was :—

	Imperial.	Provincial.
	Rs.	Rs.
On new works and additions and alterations to existing works	13,156	1,31,820
On repairs	6,553	1,22,234
Total ...	19,709	2,54,054

The following important works were in progress :—

- Electric installation in the new Custom House, Karáchi.
- Electric installation in the Railway Mail Service offices, Poona.
- Electric installation in the office and quarters of the Deputy Postmaster General, Railway Mail Service and Sorting, Poona.
- Electric installations in the bungalows in Queen's Gardens, Poona.

Electric installation in the Vice-Principal's Quarters, School of Art, Bombay.

Electric installation in the Second and Fourth Presidency Magistrates Court, Mazagaon, Bombay.

Electric installation in the Small Causes Court, Karáchi.

Electric installation in the District Court, Poona.

Electric installation in the District Judge's bungalow, Ahmedabad.

Electric installation in the Wadia Home for Nurses, J. J. Hospital, Bombay.

Electric installation in bungalow No. 2, Lothian Road, Poona.

Electric installation in the Commissioner's Printing Press, Karáchi.

Electric installation in the Sir Cowasjee Jehangir Hall, Bombay.

The following works of importance were completed:—

Electric installation in the new Custom House, Bombay.

Electric installation in the Council Hall, Poona.

D.—Communications.

Under this head the expenditure was:—

	Rs.
On new works and additions and alterations to existing works...	22,92,946
On repairs	17,10,687
	<hr/>
Total ...	40,03,633

The principal works in progress or completed were the following:—

Widening the Bombay-Agra road between Thána and Kurla.

Road from Khardi to Parali, second section (from Temba to Parali) in the Thána district.

Road from Mándvi to Jankhvaon in the Surat and Broach districts.

Road from Anand to Nahapa.

Road from Godhra to Páli.

Road from Thásra to Páli.

The above three works are in the Kaira and Panch Maháls districts.

Metalling the road from Dhandhuka to Dholera in the Ahmedabad district.

Improvements to the road from Indápur to Sarati via Bavda in the Poona district.

Causeway over the river Sina at Lamboti in the Sholápur district.

Road from Belápur to Deoláli in the Ahmednagar district.

Road from Lakh station to Belpimpalgaon in the Ahmednagar district.

Road from Savalvahir to Bharwas in the Ahmednagar district.

Causeway over the Pravára river at Kolhar in the Ahmednagar district.

Causeway over the Godávári river at Kopargaon in the Ahmednagar district.

Road from Ghátghar to Shendi in the Ahmednagar district.

Improvements to the Khándesh-Nizam Frontier road in the Násik district.

Road from Morvis to Deogaon in the Násik district.

Road from Málegaon to Chálisgaon in the Násik district.

Road from Manmád to Chándor in the Násik district.

Extension of the Chálisgaon-Outram Ghát road.

Extension of the Dhulia-Bhusáwal road in the East Khándesh district to Nimar and Berár frontiers.

Road from Taloda to Shahada in the West Khándesh district.
 Road from Chimthana to Sindkheda in the West Khándesh district.
 Improvements to the Mahád-Pandharpur road in the Sholápur district.
 Causeway over the Ghataprabha river at Gokak in the Belgaum district.
 Causeway over the Malaprabha river at Manoli in the Belgaum district.
 Causeway over the Agrani river in the Belgaum district.
 Causeway over the Krishna river near Ankli in the Belgaum district.
 Causeway over the Malaprabha river at Kamatgi in the Bijápur district.
 Causeway over the Ghataprabha river at Anagwádi in the Bijápur district.
 Causeway over the Krishna river at Kolhar in the Bijápur district.
 Road from BhátkaI to Mysore Frontier.
 Improvements to the Tavargatti-Dandelli road.
 Karáchi Jail-Drigh-Malir road.
 Road from Karáchi to the Hub river.
 The bridge over the Thána creek between Thána and Kalwa.
 The bridge over the Ghod river at Kalamb in the Poona district.
 The bridge over the Darna river at Chehedí in the Násik district.

The bridge over the Thána creek on the main roads from Bombay to Poona and Bombay to Agra was nearly completed and it has since been opened to traffic. It is 734' 9" long and has a width of roadway of 25 feet between the parapets.

Nurseries were maintained at various places and the planting, watering and protection of road-side trees continued to receive careful attention. About 43,500 trees were planted during the year along provincial and local fund roads in charge of this department. Arboriculture.

E.—Miscellaneous Public Improvements.

(Note.—For full details of the water supply and drainage works, see the Annual Report of the Sanitary Commissioner for the Government of Bombay for the year 1919.)

Under this head the expenditure was :—

	Rs.
On new works and additions and alterations to existing works...	19,10,873
On repairs	1,98,966
Total ...	21,09,839

The following important works were in progress or completed :—

Water supply.

The extension of the Ahmedabad Municipal water works.
 The Visápur Tank in the Ahmednagar district.
 The Trimbak water supply.
 Improvements to the Hyderabad water supply.

In connection with the extension of the Ahmedabad Municipal water works, the connection between Jack well E and Jack well of engines B and C was completed. The central collecting main was also completed up to manhole No. 7. Branch lines to S wells Nos. 4, 6 and 7 were completed and those to S wells Nos. 8 and 9 were in progress. Improvements to the water service in the city were carried out except for small lengths in the Shahpur and Jamalpur localities.

Daily sterilization with bleaching powder of the Poona City water supply was carried out and the results obtained from a daily analysis of the water were fairly satisfactory.

During the year, steam and hand boring machines were at work at eleven places. Of these, the bores at Kaira, Dholera, Bāvla, Nadiād, Jalgaon, Malir, Broach and Wadhvān were in connection with the investigation of water supply for drinking purposes. Those at Vir, Poona and Savalda were for ascertaining the nature of foundations.

Drainage.

The remodelling of Distributary No. 5 on the Mutha Right Bank Canal in connection with the Effluent Farm, which utilizes the sewage effluent of Poona, diluted, for the growth of crops, was in progress. The working of the farm has given very satisfactory results.

Harbours.

The work of constructing a light Floating Stage and Gangway over the river Narbada at Broach was in progress. The jetty at Harnai was also in progress.

Miscellaneous.

The work of building a sea wall on the Kennedy Sea Face between Marine Lines and Chaupatty, Bombay, was in progress. A length of 660 feet of the wall, which involved the driving of 368 concrete piles, was raised to its full height of 15 to 16 feet and the parapet, pitching at the toe, and earth backing added to complete the length.

F.—Military Works.

Under this head the expenditure was :—

	Rs.
On new works and additions and alterations to existing works...	2,47,557*
On repairs	84,355
Total ...	3,31,912

* Includes Rs. 2,21,263 on account of provision of housing and other accommodation at certain stations in the town of Bombay for the British troops called out in aid of civil power during the year 1919 adjusted under the head 45, Civil Works—Provincial, now transferred to this head.

Certain works in connection with the Acetone Factory buildings at Násik were in progress, while the Rifle Range at Rájkot and the quarters for lascars and observation cabins on the Vengurla Rock and the Oyster Rocks at Kárwár were completed.

G.—Famine Relief Works.

Owing to famine in the Panch Maháls and Sátára districts, it was found necessary to continue the relief works started in those districts during the year 1918-19 for some time. The works, the expenditure on which amounted to Rs. 13,86,298, consisted chiefly of the construction of, or improvements to, small irrigation and water supply tanks, construction of roads and breaking and stacking of metal for repairs to roads. The more important of the works were as follows :—

The Moti Handi Tank, the Warod-Sapoi Tank, the Chharchhoda Ambli Tank, the Guneli Tank and the Pania Tank in the Panch Maháls district.

Dohad-Jasawa road in the Panch Maháls district.

The embankment of the Sátára-Koregaon Railway in the Sátára district.

3.—IRRIGATION.

1.—GENERAL.

For details see tables under irrigation printed in part III of the Statistics of British India.

Direct expenditure.

The direct expenditure (excluding collection charges) on all the irrigation works in the Presidency during the year 1919-1920 was Rs. 100½ lakhs as against Rs. 76 lakhs in the previous year and Rs. 73 lakhs, the average of the last three years. Of this, Rs. 52½ lakhs were spent in Sind and Rs. 48½ lakhs in the Deccan and Gujarat.

2. If the year's receipts are compared with the expenditure, the result shows a profit of Rs. 26,43,781 in Sind and a loss of Rs. 24,14,978 in the Deccan and Gujarat on capital irrigation works. The total receipts and expenditure on these works were Rs. 51,18,342 and Rs. 24,74,561, respectively, in Sind and Rs. 19,11,940 and Rs. 43,26,918, respectively, in the Deccan and Gujarat. The total area of crops under these works showed an increase of about 8 per cent. on the average of the previous triennium. It rose from 2,267,925 to 2,377,899 acres in Sind and from 162,220 to 242,316 acres in the Deccan and Gujarat. The estimated value of crops also showed an increase from Rs. 8,39,89,976 to Rs. 10,81,13,919 when compared with the average of the previous three years.

These works fall under two categories, *viz.*, (i) works for which only revenue accounts are kept (which are called second class works in the Deccan and Gujarat) and (ii) works for which neither capital nor revenue accounts are kept. Comparing the figures of the preceding triennium with those of the year under report, the area under irrigation on these works fell from 167,577 to 160,731 acres in the Deccan and Gujarat, but rose from 1,051,413 to 1,104,386 acres in Sind. On the whole there was an increase of 46,127 acres in the area irrigated and the estimated value of crops also showed an increase from Rs. 3,00,60,520 to Rs. 3,70,64,774. The net revenue from these works amounted to Rs. 5,12,521 as against Rs. 4,92,802 of the previous year.

2.—SIND.

A.—Nature of Inundation and Rainfall.

The inundation of 1919 was one of the best on record, except that the river dropped rather suddenly early in September, and was in marked contrast to that of 1918 which was the lowest on record. The river began to rise in the beginning of June and continued to do so with slight fluctuations till it reached the "fair irrigating level" of 13 feet at Bukkur on the 23rd July. This level was maintained for a period of 30 days as in the year 1917, while it was never reached in 1918. On the Kotri gauge the "fair irrigating level" of 17 feet was first registered on the 28th June and that level was maintained for 81 days as against 39 days in 1918 and 66 days, the average of the previous three years. The rainfall for the year was irregular. It was moderate in some places where it was beneficial to crops, while in others, such as the Karachi Canals district, it was very excessive and caused very great damage.

B.—Indus Right Bank Division.

The Desert canal was opened on the 11th February 1919, *i.e.*, over $3\frac{1}{2}$ months earlier than usual, as the head of the channel leading to the original head of the canal was in a favourable condition and as there was a large demand for water for growing fodder and adhava crops. The head of the channel, however, silted up badly late in the season and the canal ceased to flow on the 13th October, which was much earlier than usual, with the result that the rabi supply was very much less than the average of the previous few years. The continual increase of rice and rabi cultivation on this canal denotes a marked appreciation of the good supply which, owing to a good system of regulation, is made the most of.

The Unharwah was opened on 24th May and ceased to flow on 27th October. The canal worked well during the whole season. The supply fell off somewhat in the last week of September and rotations had to be resorted to till the canal stopped flowing. A few breaches occurred during the season but caused no damage to public or private property.

The Begari canal was opened on 25th May 1919 and ceased to flow on 19th February 1920. There was little demand for water in June, but full supply was maintained in July and August at all regulators. Rabi rotations were started on 15th September and full supply was given to the branches and watercourses above the 6th and 19th mile regulators. It could not, however, be maintained at the 38th mile and the Nurwah did not get a good supply in September. Deficiency was also felt in the Eden and Sir canals owing to

increased rice cultivation in the higher reaches. Erosion occurred at miles 4—7 and 33—2 and steps were immediately taken to deal with this. The supply in the Choi Branch was quite good even after the fall of the river in September. Improvements have been carried out and the branch is gradually getting into better order.

- Mahiwah.** The Mahiwah with all its branches and distributaries worked very well throughout the season, but owing to last year's low inundation the cultivators did not attempt to bring under cultivation large areas till it was too late. It is anticipated that the canal will soon prove to be a remunerative work.
- Sehar canal.** The Sehar canal project has been sanctioned but the work on the new canal portion cannot be commenced until the close contour survey is completed and the alignment of the branches is finally settled.
- Sukkur canal.** The Sukkur canal was opened on the 4th June and worked very satisfactorily. Owing to the previous year's drought the canal was allowed to flow throughout the rabi season and was closed on 8th April 1920 to carry out necessary repairs to the canal. The discharge at the head of this canal is being increased year by year and is being made more and more reliable. The chief object in view is to improve the supply in the Shahdadkot area below Sujawal and also at the tails of the Kur Biro and Kur Khairo.
- Ghar canal.** The Ghar canal was opened on the 10th May 1919, *i. e.*, a fortnight earlier than usual, as owing to the last year's drought there was great demand for an early supply. The canal with all its branches worked most satisfactorily and ceased to flow on the 9th January 1920. The Fordwah which is a feeder of the Ghar canal had to be partially closed practically throughout the season as the Ghar had an ample supply of its own. The Nasrat canal *ex-Ghar* also worked satisfactorily throughout.
- Sattah canal.** During the first rise of the river the supply channel of the Sattah canal was being cleared of sand and therefore the canal was not opened until the 23rd May 1919, after which date the canal worked very well. The area of cultivation and duty on this canal are slowly improving and the land has also greatly appreciated in value.
- Sind canal.** The Old Sind canal as well as Colonel Fife's channel worked very satisfactorily and the crops were excellent.
- Western Nara.** The Western Nara was opened on 1st May 1919. The canal worked most satisfactorily during the season and stopped flowing on 2nd January 1920. This satisfactory result was to a very large extent due to canalizing the feeder Gharo B by means of side groynes which reduced the section to the required size. The Pritchard canal, which is one of the feeders of the Western Nara, also worked very satisfactorily.
- Pinyari, Kalri and Baghar canals.** The Pinyari canal began to flow on 6th February 1919. The crops were excellent and abundant except in the areas flooded by the abnormal rains and also by flood water from the serious Belo Bund breach. The cultivation on the Kalri canal appears to be steadily increasing. The Baghar canal is one of the deltaic mouths of the river Indus taking off from the Right bank of the river near Tatta. It began to flow as early as 1st April and ceased to flow on 10th November 1919.

C.—Indus Left Bank Division.

The canals in the Left Bank Division fall under two groups, *viz.*, (i) the Eastern Nara system and (ii) canals taking off direct from the Indus.

The former group comprises the Nara river, the Jamrao, Mithrao, Khipro, Thar and Hiral canals all of which, except the Khipro, are semi-perennial. They derive their supply from the Nara river which is fed by an artificial channel taking off from the Left bank of the river Indus, above Rohri. With a view to prevent flood water from the Indus entering the Nara and causing the supply channel to silt up, a flood diversion bund has been constructed. The supply channel worked well during the Kharif season, but it silted to some extent in December owing to the active erosion just above its mouth in the river Indus. This, combined with a deficiency in the seepage water normally obtained, caused

The supply channel, Nara and Jamrao and Mithrao canals.

some anxiety for some time regarding the supply to the Jamrao and Mithrao, which are the most important canals of this system, but the situation steadily improved after the month of December. The total area cultivated under the Jamrao canal during the year was about 284,000 acres, which shows an increase of over 50,000 acres on the area of the previous year as well as on the average area of the last three years. The water-supply in the Mithrao canal was insufficient at the beginning of the Kharif season, but the rainfall at the end of July, and the judicious distribution of the supply available, improved the situation considerably. The canal and its branches worked well on the whole. The area of cultivation under this canal during the year under report was about 108,600 acres. This was slightly in excess of the area of the previous year but was less than the average of the previous three years.

The Hiral and Thar canals also worked satisfactorily. Although the supply was good, rotations had to be resorted to with a view to ensure proper distribution. The area of cultivation on the former showed a small increase on the last year's and the average figures. The supply in the Khipro canal, which flows during the period of inundation only, was unsatisfactory and though the area of irrigation was a little more than that of the previous year, it was less than the average. Hiral, Thar and Khipro canals.

Among the canals taking off direct from the Indus the Nasrat, Dád, Fuleli and Hasanali canals are the most important. They are all inundation canals. The supply received by the Nasrat canal was the most satisfactory received during the past ten years. The banks of this canal, which usually breach in miles 14 to 16, where the canal passes through depressions, were raised and strengthened during the year and the construction of a new head to Madad and Lundo wahs was in progress. This new head will convert a large area of lift land into flow and also bring most of the waste and fallow lands under cultivation. The Dád canal had also a very good supply throughout the season and the Ren distributary, which is fed by this canal, worked satisfactorily. The supply in the Fuleli canal was very good, but crops in the low lands suffered on account of heavy rainfall which caused flooding. The cultivation on these three canals, though a little more than last year's, was less than the average. The Hasanali canal worked satisfactorily, but the tail reach, which is an old and tortuous channel, received a deficient supply. The area cultivated under this canal during the year was more than last year's and also more than the average. Nasrat, Dád, Fuleli and Hasanali canals.

There are numerous small canals in the Hyderabad Canals district. They all worked satisfactorily. The head regulator on the Great Máraak canal referred to in the last year's report was completed during the year. The cultivation in the whole of the Hyderabad Canals district for the year was about 258,000 acres against 235,000 acres of the last year, and 272,000 acres, the average of the previous three years. Other small canals.

D.—Indus River Commission.

The Indus River Commission is entrusted with the entire management and control of the river Indus. Its staff have to carry out the necessary surveys, construct and maintain the river bunds, which protect the country from the high floods in the river, and to take velocity, silt and discharge observations of the river. The results of all their observations are printed in the Indus River Commission Records. The total expenditure incurred by the Commission during the year was about 1½ lakhs of rupees.

The plans and estimates for the Sukkur Barrage were completed during the year and the whole project, including the canals, has since been submitted to the Government of India for sanction. This project comprises the following works:—(i) A barrage about a mile in length across the river Indus below the gorge at Sukkur, (ii) two large perennial canal systems taking off from above the barrage—one on the left bank of the river running south from Rohri to Hyderabad and the other on the right bank of the river superseding the whole of the existing inundation canals between the Rahuja head of the Sukkur canal and Sehwan and (iii) a large new supply channel which is also to take off immediately above the barrage and to feed the Eastern Nára river, the remodelling and general improvement of the whole of the canal systems dependent on the Eastern Sukkur Barrage Project.

Nára for their supplies and the construction of a new canal to be called the Khipra canal. Provision has also been made in the project for the construction of a flood protective bank, 105 miles long, from Makhi to Navkot which will entirely exclude the Ghotki floods. This large scheme is intended to substitute a certain and regular supply of water during all seasons of the year for the existing irregular and uncertain supply depending entirely on the natural level of the Indus and when the irrigation on all the new canal systems has reached its maximum, a total area of over $5\frac{1}{4}$ million acres will be watered in place of the present area of about 2 million acres in the tract. The whole project is estimated to cost 16 crores of rupees.

E.—Bunds.

In the southern section of the Káshmor bund the flood water touched the whole of the front bund, 1,896 loop, Tori Bund and Haibat loop upto mile 16—3, while in the second and third sections the flood water did not touch the bund at all. There were no breaches during the season.

The bunds in the Shikárpur Canals district stood well throughout the inundation season. In the Ghár Canals district, the river being far away, the bunds were not severely taxed, but owing to the high river a few leaks occurred which were promptly closed.

The western Nára bunds were raised and strengthened in certain lengths during the year. Water touched the bunds in nearly the whole length and there was a big head of water at many points, but owing to the great care taken, the bunds remained intact and there were no breaches. Many leaks occurred, however, but they were immediately closed.

The new Belo loop, which was completed on 31st May 1919, breached on 27th July 1919. In the portion of the bund that had not been soaked before the rapid rise of the river an underground leak developed, the bund collapsed suddenly over the leak and a serious breach occurred. Owing to very heavy rains, cold violent winds and scarcity of labour it was impossible to prevent the breach from widening and all available labour had to be used in saving the remaining $7\frac{1}{2}$ miles of the bund from wave erosion.

There was one breach in the Naulakhi Bhorti Bund in the Nasrat Canals district but it was promptly closed. The Mikaro and Tirchi Bunds were also touched by water but both stood well.

The Ren bund in the Hyderabad Canals district also stood well.

The Hajipur Bund in the Fuleli Canals district suffered from wave wash in the third, thirteenth and fourteenth miles and repairs were carried out where the slope was cut away by wave action. The Gidu Bund in this district was in danger of being eroded by the current of the river, which was, however, deflected by the construction of a stone groyne.

3.—DECCAN AND GUJARAT.

A.—Northern Division.

There is only one canal system of importance in this Division, viz., the Hathmati and Khari Cut canals; otherwise the main sources of irrigation are small tanks or reservoirs dependent on local rains.

Hathmáti and Khári
Cut canals.

The rainfall was generally satisfactory and well distributed. At Ahmedabad and Prántij it amounted to 29.96 inches and 30.35 inches, respectively, which was equal to the average. The monsoon broke, as usual, in the middle of June and lasted up to the middle of September. Due to favourable rainfall, there was a limited demand for Kharif irrigation on the Hathmáti canal and the Rabi amounted to about 2,800 acres only. In the area served by the Khári Cut canal, however, the rainfall, though about the average, was not well distributed and it failed in the latter part of the season. A large area was planted with rice and it was therefore not possible to give the last essential watering to the whole of that area. As, however, there was no demand for water on the Hathmáti, the water therefrom, as well as from the Bokh reservoir, was utilized to save the rice under the Khári Cut canal. The total area.

irrigated and the gross assessed revenue on the Hathmáti and Khári Cut canals during the year were about 14,000 acres and Rs. 73,900 respectively, against 8,400 acres and Rs. 46,200, the averages for the previous triennium.

The Wángroli, Sávli and Sahiát tanks were full and the Tránza-Nagráma tank was empty. The water in the former was utilized in irrigating the Kharif and Rabi crops, mainly rice, wheat and gram, and the total area irrigated by them was about 3,700 acres which was more than three times the average of the previous triennium. The Futelao tank filled for the first time, but cultivation under it has not yet fully developed. All these tanks were maintained in good condition. Other small works.

B.—Central Division.

The irrigation works in this Division consist of small tanks. The works of importance are the Ekruk, Ashti and Pathri tanks with their small canals in the Sholapur district and the Jamda Canals in the East Khandesh district.

Under the Ekruk tank a larger area than usual was brought under irrigation. The total area irrigated during the year was about 50 per cent. more than the average, and the gross assessed revenue showed an increase of over 30 per cent. on the average. The increase in revenue was partly due to the large consumption of water by the Sholapur mills and Sholapur Town and partly to an increase in the sale of canal produce. Although there was not sufficient storage available to meet the full demand for sugarcane on this tank, a small area of about five acres of cane was grown according to the new method of cultivation, as an experimental measure. The results will be noted in future reports. Ekruk tank.

On all the remaining tanks in this Division, except the Ashti tank in the Sholapur district and the Bhatodi tank in the Ahmednager district, the area irrigated fell below the average area for the previous triennium, but the decrease was counterbalanced by the increased irrigation on the above mentioned two tanks. Other Tank works.

Almost all irrigators on the Ekruk, Ashti, Koregaon and Pathri tanks in the Sholapur district have entered into six years' leases from 15th February 1919.

The Jamda canals on the Girna river is an important irrigation system in the East Khandesh district. The eight months' rabi leases, which were introduced on these canals in 1916 and which had shown a marked increase in the leased area, as stated in the last report, did not show sufficient signs of popularity during the year under report. Owing to the seasonable rainfall the cultivators did not take additional leases, while even in the leased areas only 151 acres were actually irrigated from canal water out of a total leased area of 591 acres. The total area irrigated by these canals during the year was 1,600 acres against an average of 2,900 acres for the previous triennium. This again emphasizes the fact that in a large cotton growing district like Khandesh the cultivators are not at all keen on water for irrigation when the rainfall is seasonable and sufficient to enable them to fall back upon their cotton crop, which is highly remunerative. Moreover, the cultivators on the Jamda canals will not have sufficient confidence in the adequacy of the water supply unless an independent storage reservoir be constructed. Jamda canals.

The total area irrigated on all the first class irrigation works in this division was about 16,000 acres which was more than the average of the last triennium but was less than the previous year's area by about 7,000 acres. This decrease was due to less demand for water on account of seasonable rainfall.

C.—Deccan Irrigation Division.

The important works in operation in this Division are the Nira Left Bank canal, the Mutha canals, Mhaswad tank, Godavari canals, the Girna Left Bank canal and the Kadwa River Works system. Two other works of greater magnitude, *viz.*, the Pravara River Works and the Nira Right Bank canal, are now under construction and they will be completed in three or four years' time.

PRODUCTION
AND
DISTRIBUTION.

Nira Left Bank
canal.

Of the works in operation, the Nira Left Bank canal is one of the oldest and so far the largest irrigation work in the Deccan. It is 100 miles long and is fed from Lake Whiting, a reservoir constructed on the Yelvandi river at Bhatghar in the Bhore State. This tank is now being enlarged so as to store sufficient water to feed the existing Nira Left Bank canal and the new Nira Right Bank canal. The Nira Left Bank canal, besides being the means of protecting a large area against famine, has greatly promoted the cultivation of sugarcane and some 10,000 acres of this crop are now grown annually on this canal and there are prospects of a large sugar factory being established at an early date near Baramati. The area irrigated during the year and the revenue derived from all sources showed a slight increase over the average figures for the previous three years. This was due mainly to a greater demand for canal water on account of the defective monsoon.

Mutha canals.

The Mutha canals, with their storage reservoir at Khadakvasla, called Lake Fife, play an important part in the welfare of Poona and the surrounding country. They furnish Poona City and Cantonment with an assured supply of water, irrigate ordinary crops in a tract subject to famine and promote the cultivation of valuable crops such as fruits, vegetables, lucerne and sugarcane. These canals irrigated an area of nearly 25,000 acres during the year and earned a net revenue of about a lakh of rupees.

Mhaswad tank.

The Mhaswad tank lies in the eastern borders of the Satara district and irrigates lands in the Sholapur district. The area irrigated under this tank was 8,600 acres and the net revenue derived from it was about Rs. 34,000.

Godavari canals.

The Godavari canals system, the first of the large irrigation works of recent construction to come into operation in the Central Deccan, is intended to protect famine-affected areas in the southern part of the Nasik district and the northern part of the Ahmednagar district. The Godavari Right and Left Bank canals are supplied from Lake Beale, a reservoir on the Darna river. Their head-works are situated on the pick-up weir at Nandur-Madhmeshwar on the Godavari river. The irrigation under these canals has not yet fully developed, but sugarcane cultivation has made a great advance. Out of 32,000 acres of the total area of irrigation during the year, about 5,000 acres were under sugarcane. There are proposals for the establishment of a large up-to-date sugar factory on these canals. The net revenue earned by the two canals during the year under report was about Rs. 1½ lakhs.

Kadwa and Girna
River Works sys-
tems.

The remaining two works, *viz.*, Kadwa River works and Girna River works systems, are comparatively small. The former consists of the Waghad tank and the Palkhed, Ojhar-Tambat and Wadali canals fed by it and the latter comprises a storage reservoir, called Chankapur tank, on the Girna river and a small canal, named the Girna Left Bank canal fed by it. When the extension of this canal, which is now in hand, is completed, it will be 19 miles long. At present the water of the Chankapur tank is also let down, when required, into the Jamda canals in the East Khandesh district already described, but when irrigation on the Girna Left Bank canal has fully developed, the whole of the storage water will be utilized on this canal. The area irrigated by the Girna Left Bank canal was about 4,000 acres.

Pravara canals.

One of the two large protective irrigation works under construction is the Pravara River Works System, which consists of (i) a storage reservoir, called Lake Arthur Hill, on the Pravara River at Bhandardara, (ii) a pick-up-weir at Ojhar and (iii) two canals, one on each side of the river, named the Pravara Right and Left Bank canals. The masonry dam forming the storage reservoir will be 270 feet high and will be one of the highest in the world. The work was started in 1911 and the dam has now reached a height of about 200 feet above river bed level. The work is being pushed on as fast as possible and the year's outturn of masonry was 12 lakhs cubic feet, which exceeds all past results. The progress of work on the canal is also keeping pace with that on the dam and it is anticipated that the whole scheme will be completed in 1922 or 1923. The estimated cost of the scheme is Rs. 1,27,04,607 but this will be increased by about 10 to 12 per cent. on account of the rise in prices. The expenditure incurred during the year was about Rs. 7 lakhs and the total amount spent on these works to date is about Rs. 88 lakhs.

The water impounded in the half completed reservoir has made a certain amount of irrigation possible. A large sugar factory, owned by the Belapur Company, has already started operations near Belapur Railway Station and will eventually bring 2,000 acres under sugarcane every year, out of 6,000 acres which the Company have acquired.

The Nira Right Bank canal is another protective work under construction. This irrigation work will, when completed, be the largest in the Deccan and will mainly benefit the western portion of the Sholapur collectorate which is liable to famine. The project comprises the construction of a large dam at Bhatghar to replace the existing dam, as stated in the description of the Nira Left Bank canal, so that the storage will be increased from 5,300 to 24,000 million cubic feet, thus providing a supply to both the old Left Bank and the New Right Bank canals. The New Right Bank canal will be 88 miles long up to Piliv in the Sholapur district and it is likely that the canal will be extended by twenty miles so that it may serve further large areas in Sholapur district. Additional storage reservoirs on the River Nira may be required in the course of time so that the whole of the lands in the Nira Valley may eventually be irrigated. The whole scheme is estimated to cost 4 crores of rupees.

Work on the Nira Right Bank canal was started in 1912. The progress in the past has been rather slow, due mainly to conditions arising out of the war, but recently progress has been better and it is hoped that irrigation may be possible in 1923. The cost of the project sanctioned by the Secretary of State amounts to Rs. 2,57,72,499 but a revised project is now under preparation. The expenditure on these works during the year was about Rs. 18,86,000, bringing the total outlay to Rs. 161½ lakhs. The storage at Bhatghar provides sufficient head and discharge to produce electrical energy of over 3,000 horsepower at the foot of the dam. A part of this energy is already being utilized for driving all the machinery used on the construction work and for lighting.

The special irrigation district was formed a few years ago for scientific investigations connected with irrigation, especially regarding the water-logging and salt-efflorescence occurring in areas under the Deccan canals. The experiments made near Baramati have proved that the worst affected lands can be regenerated at a comparatively small cost; but on the principle that prevention is better than cure the question of protecting land from deterioration is receiving serious attention. Thus while in old canal-irrigated areas the work consists of reclamation, in the new areas it takes mainly the form of preventive measures. The work therefore spreads itself over the Nira Left Bank, Mutha, Godavari and Pravara canals which are either fully established or have lately come into operation. It also extends to the areas under the Nira Right Bank canal now under construction. A sub-soil survey of the whole area is now in progress.

In addition to the regeneration of agricultural lands, the Executive Engineer, Special Irrigation District, has been carrying out various experiments connected with irrigation and of these may be mentioned the use of sewage effluent for the manuring of crops. The question as to how to dispose of the effluent from the sewage works of Poona City resulted in the establishment of a farm on which experiments are being conducted to ascertain the best means of utilizing effluent for the irrigation and manuring of crops. The results have been very successful and cultivators now appreciate the manurial value of the effluent.

The outlay on repairs and improvements to second class tanks during the year amounted to about Rs. 16,000. An interesting feature of these works is that the irrigation is run on communal lines and managed by the people themselves, a combined land and water assessment being levied.

The rain and river gauging was continued as usual. An additional investigation was started during the year, viz., the measurement of silt contained in the water of certain of the rivers, as the proportion of silt has an important bearing on irrigational problems. The results are published in the 'Annual Report of supplies of water available for irrigation works, etc.' for the year 1919.

D.—Southern Division.

The first class irrigation works in the Southern Division irrigated an area of nearly 30,000 acres with a gross assessment of Rs. 1,33,500. This shows an increase of 3 per cent. only in the area irrigated, while the assessed revenue shows a decrease of about 24 per cent. when compared with the average of the previous three years. The small increase in the irrigated area is due to a larger area of monsoon low rated crops being irrigated during the kharif season, owing to the failure of early rains, and the falling off in the assessed revenue is due to a decrease in the area of high rated crops such as sugarcane.

Krishna canal.

The Krishna canal is the only major work in this division. The work of removing silt therefrom, which continued in progress from last year, was completed. The area irrigated on this canal was about 5,500 acres and the gross assessed revenue amounted to Rs. 33,400.

Gokak canal.

The most important of the first class minor works in this Division is the Gokak canal with its storage reservoir at Dhupdal. The weir crest was, as usual, temporarily raised by two feet with a view to increase the storage of water for the rabi season and to meet the demands of the mills at Gokak.

Dharma canal.

The work of improvements to the Dharma canal was completed during the year. The canal yielded during the year by direct irrigation a gross revenue of Rs. 4,634 against Rs. 83 of the previous year.

Other works.

The remaining works are small and there is nothing of interest to record regarding them.

Second class works.

The total area irrigated by the second class works in this Division was about 74,700 acres and the irrigation share of the assessed consolidated revenue amounted to Rs. 1,98,300.

10.—Railways.

Length of open line.

1. The total length of railway open for traffic in the Bombay Presidency (including Sind) on 31st March 1920 was 5,255·81 miles, including 20·50 miles of line newly opened, viz., Varethā-Samia section of the Ambāji-Tāranga Railway.

Lines under construction.

2. Of the lines sanctioned for construction, work was in progress on (i) Harbour Branch Extension (overhead connection) to Victoria Terminus (5' 6" gauge), 2·12 miles; (ii) Savar Kundla (*via* Dongar)-Mahuwa Railway, with a branch from Dongar to Port Albert Victor (metre gauge), 55·54 miles; (iii) Motipura-Tankhala Railway (2' 6" gauge), 26·29 miles; (iv) Dewusna (Bhoyāni)-Bechrāji Railway (metre gauge), 22·12 miles; (v) Choranda Koral Railway (2' 6" gauge), 11·68 miles; (vi) Kuranga-Arathra Railway (metre gauge), 37·02 miles; (vii) Ambāji-Tāranga Railway (2' 6" gauge), 20·50 miles; (viii) Dholka-Dhandhuka Railway (metre gauge), 38·27 miles; (ix) Lārkāna-Dodāpur Branch *via* Kamber and Shahdadkot (2' 6" gauge), 54·23 miles; (x) Jāmnagar-Khambālia section of the Jāmnagar-Dwārka Railway extension (metre gauge), 34 miles.

Surveys.

3. The following surveys were completed or were in progress during the year:—

- (a) Agra-Karāchi (broad gauge) Railway.
- (b) Vasād-Katāna Railway.
- (c) Modāssa-Dungarpur Railway.
- (d) Dandeli-Bhagwati-Kirwatti Railway.
- (e) Jhar-Kantala Railway.
- (f) Petlād-Bhadran Railway.
- (g) Patan-Chanasma Railway.
- (h) Bechrāji-Mudhera Railway.

Important works.

4. Among the important works completed and in progress during the year were:—

(1) *On the Great Indian Peninsula Railway.*—The lining of the new Parsik tunnel; the reconstruction of the Bhola viaduct and of the Sungam Bridge;

alterations at Kasára in connection with the Thull ghat realignment; improving the alignments of the main line at several places between Kalyán and Kasára; provision of a road overbridge at Sholápur; the counter-grading into the station yard at Khardi; the re-grading between Igatpuri and Bhusáwal; the remodelling of the Deoláli and Nándgaon yards.

(2) *On the Bombay, Baroda and Central India Railway.*—Alterations to Grant Road Passenger station; rebuilding the Bassein bridges; rebuilding the Frere overbridge, south of Grant Road station; earth work and bridges in connection with the quadrupling of Bombay Local and Suburban section; providing additional staff quarters at Bulsár; providing an independent metre gauge track inside the broad-gauge track on the Sábarmati bridge; isolation of loop sidings from the main line on the Baroda-Ahmedabad section; remodelling Anand and Sanján yards; relaying 18 miles of 69 lb. road south of Viramgám with second-hand 82 lb. rails and the conversion of 82 lb. wooden sleeper road to cast iron pot road.

(3) *On the Madras and Southern Mahratta Railway.*—Provision of quarters for Locomotive staff at Hubli, Poona, Ghorpuri, Miraj and Castle Rock, and the substitution of 60 lb. rails for 41½ lb. ones in Belgaum and Gadag districts.

(4) *On the North-Western Railway.*—Provision of new stations of the Bhoé Asal type between Naothal and Dilmurád and between Kandhkot and Bukshapur on the Jacobabad-Kashmor Railway; provision of a dead end siding for unloading goods with 20' wide rail level goods platform and approach road at the east end of Ruk Junction and the extension of goods shed at Hyderabad.

(5) *On the Bhávnagar Railway.*—Renewal of 41½ lb. section rails on the remaining portion of 34.63 miles of the Bhávnagar-Wádhwan section, main line, beyond mileage 73/19 with 50 lb. section rails. Applications from private companies.

5. Applications from private companies for the construction of the following railways were under consideration :—

- (1) Lunáwáda-Sunth-Rámpur extension of the Godhra-Lunáwáda Railway (2' 6" gauge)—37 miles.
- (2) Kapadvanj-Modássa-Meghraj extension of the Nadiád-Kapadvanj Railway (2' 6" gauge)—54½ miles.
- (3) Viramgám-Rádhanpur Railway—60 miles.
- (4) Deesa-Tharad Railway (metre gauge)—61 miles.
- (5) Nadiád-Kaira Railway (2' 6" gauge)—16 miles.
- (6) Talegaon-Khed Railway (2' 6" gauge)—22 miles.
- (7) Vámbori-Sheogaon Railway (2' 6" gauge)—42 miles.
- (8) Vasad-Borsad-Kathána Railway (broad gauge)—27 miles.
- (9) Manmád-Málegaon-Satána Railway (2' 6" gauge)—23 miles.
- (10) Jeur (or Pophlaj)-Karda Railway (2' 6" gauge)—39 miles.
- (11) Bulsár-Dharampur Railway (with possible extensions to Lavkar and Jahgiri) (2' 6" gauge)—61 miles.
- (12) Párola-Amalner-Soukheda Railway (2' 6" gauge)—28 miles.
- (13) Extensions of the Dhond-Barámati Railway (a)arámati to Baura (2' 6" gauge)—32 miles and (b)arámati to Pandhara (2' 6" gauge)—7 miles.
- (14) (a) Belápur-Sheogaon and (b) Belápur to Násik City Railways with a branch to Sangamner (2' 6" gauge)—140 miles.
- (15) Mumbra-Belápur-Panvel Railway (2' 6" gauge)—22½ miles.
- (16) Bassein-Agáshi-Virár Railway (2' 6" gauge)—16 miles.
- (17) Hubli-Sirsi Railway (metre gauge)—66 miles.
- (18) Thásra-Virpur Railway (2' 6" gauge)—34 miles.
- (19) Hubli-Yellápur Railway (metre gauge)—42 miles.

- (20) Haveri-Sirsi Railway (metre gauge)—47 miles.
 (21) Haveri-Havanur Railway (metre gauge)—22 miles.
 (22) Bijápur-Tálikote Railway (metre gauge)—60 miles.
 (23) Modássa-Dungarpur Railway (2' 6" gauge)—44 miles.
 (24) Nipáni Branch Railway (metre gauge)—35 miles.

6. The following table shows the capital and revenue transactions of the Káthiáwár and Cutch State and the Mátherán Steam Light Railways:—

Railways.	Capital transactions.			Revenue transactions.				
	Total capital outlay to end of 1919-20 including suspense.	Open mileage.	Cost per mile.	Gross earnings.	Earnings per mile per week.	Working expenses.	Percentage of expenses to earnings.	
Bhávsnagar Railway	Rs. 1,36,59,660	206 31	Rs. 61,724*	Rs. 25,04,227	Rs. 233.43	Rs. 11,94,311	44.89	
Gondal Railway (including Porbandar State, Jetalsar-Rájkot and Khijadiya-Dhári Railways).	1,18,18,313	230.96	61,170	24,25,224	201.94	11,65,258	43.05	
Jámnagar Railway	25,33,031	(a) 54.23	(b) 51,368	5,15,237	138.	2,37,545	46.10	
Junágad Railway	79,00,286	135.60	53,709†	10,54,451	149.54	5,13,891	49.21	
Morvi Railway ...	Metre gauge—Wadh-wán-Rájkot Section.	41,87,991	73.94	56,640	12,06,513	314	4,33,105	35.90
	2' 6" gauge—Wánkárner-Morvi Section.	12,27,653	18.89	64,930	82,636	84	51,524	62.33
Cutch State Railway (2' 6" gauge) ...	11,46,862	36.78	31,181.67	1,02,678	54	23,017	22.15	
Mátherán Steam Light Railway ...	13,11,574	12.61	1,04,010.62	1,07,272	163.59	81,108	75.61	

* 1.21 miles of Bhávsnagar Dock Estate are excluded.

† 1.03 miles of Dock and quarry have been excluded in arriving at this figure as the capital cost of the same is not included therein.

(a) Rájkot Junction to Jámnagar 50.23 miles.
 Jámnagar to Bedi Bandar, worked for goods traffic only... 3.93 ..
 Total ... 54.23

(b) In arriving at this figure 3.93 miles from Jámnagar to Bedi Bandar constructed by the Nawánagar State outside the Railway Accounts are excluded.

11.—Tramways.

Information under this head is not given for this year under the orders of Government.

CHAPTER V.

FINANCIAL REVIEW.

I.—Financial Review, 1919-20.

1.—GENERAL REMARKS.

1. In this review the actual receipts and expenditure of the Civil Department of the Bombay Presidency are compared with those of the preceding year. Where the figures given for 1918-19 do not exactly agree with those in the financial review for that year, it must be understood that some account correction has been made after the preparation of that review.

2. The gross actuals for the two years are compared in the following table :—

Heads.		1918-1919.	1919-1920.	Difference.
		Rs.	Rs.	Rs.
Gross revenue	Imperial ...	16,71,27,164	22,40,55,862	5,69,28,698
	Provincial ...	10,03,80,200	11,24,66,567	1,20,86,367
	Total ...	26,75,07,364	33,65,22,429	6,90,15,065
Gross expenditure	Imperial ...	2,74,82,100	3,35,61,122	60,79,022
	Provincial ...	9,55,06,613	11,21,70,217	1,66,63,604
	Total ...	12,29,88,713	14,57,31,339	2,27,42,626

The Provincial opening balance was Rs. 4,40,69,895 and the closing balance was Rs. 4,43,66,245.

3. The chief variations are explained below. The figures at the beginning of each paragraph show the actual revenue or expenditure, and the figures in brackets show the increase or decrease recorded under the head dealt with in that paragraph.

2.—IMPERIAL REVENUE AND EXPENDITURE.

Revenue.

1. Rs. 2,17,17,784 (+ Rs. 50,09,989). The increase was due to recoveries of arrears which remained outstanding in the previous year owing to famine conditions in the Presidency. Land revenue.

2. Rs. 10,74,585 (—Rs. 1,21,071). The decrease was due to a smaller consumption of opium. Opium.

3. Rs. 1,71,82,357 (—Rs. 19,43,032). The decrease was chiefly due to the restrictions placed on the Baragrā salt. Salt.

4. Rs. 80,16,044 (+ Rs. 21,39,614). Owing to land speculation, activity in the share market, and flotation of a large number of new companies, there has been a steady increase on the sale of non-judicial stamps and special adhesive stamps. Sales of court fee stamps also increased owing to increased litigation and larger payments of probate duty. Stamps.

5. Rs. 8,92,30,405 (+Rs. 1,74,93,267). The increase was due to a general rise of imports under most heads and to exports of hides and skins (raw). There was also an increase under excise duty on cotton manufactures due to a greater out-turn of cloth and enhanced tariff rates. This latter increase was the result of the removal of various restrictions imposed on trade in general during the currency of the war, and the gradual release of tonnage Customs.

after the conclusion of the Peace. The increases above referred to were partially counterbalanced by reduced duties on smaller imports of sugar and cotton manufactures.

- Income-tax. 6. Rs. 5,53,87,482 (+Rs. 2,91,06,512). The increase is due mainly to the levy of excess profits duty and to the abnormal profits made by companies and also to recoveries of arrears of tax.
- Tributes. 7. Rs. 13,64,544 (+Rs. 1,67,129). The increase was the result of a return to normal conditions, the decrease in the previous year being due to famine conditions in the Presidency.
- Interest on ordinary debts. 8. Rs. 14,31,907 (+Rs. 1,03,546). The increase was due to the interest realized on the new loan of 17 lakhs from the Bombay Port Trust and larger receipts from interest on arrears of revenue.
- Mint. 9. Rs. 2,19,85,906 (+Rs. 17,44,140). The variation was chiefly due to large receipts of gold and silver for melting, heavier coinage for the Straits Government, partially counterbalanced by smaller rupee coinage than in the previous year.
- Receipts in aid of superannuation allowances. 10. Rs. 1,21,195 (—Rs. 3,690). The decrease was mainly due to the change in the rate of exchange for the conversion of Indian Civil Service Family Pension Fund subscriptions every quarter.
- Stationery and Printing. 11. Rs. 4,538 (+Rs. 3,336). The increase was due to larger receipts on account of stationery supplied to municipalities and other independent bodies.
- Micellaneous. 12. Rs. 5,82,536 (+Rs. 38,684). The increase was chiefly under adjustment on account of percentage chargeable on Europe stores for Provincial and Local Funds works which was partially counterbalanced by smaller receipts under premium on bills.
- Irrigation—Major Works—Portion of land revenue due to Irrigation (Receipts). 13. Rs. 13,55,382 (+Rs. 3,77,428). The increase was due to (i) larger supply of water from the Desert, Unharwah, Begari, Maluwah, Dad and Nasrat canals, (ii) excess Jamabandi on account of cultivation of fallow land on the Eastern Nara and (iii) improved cultivation and new grants of land on the Jamrao canal.
- Irrigation—Major Works—Direct Receipts. 14. Rs. 9,53,336 (+Rs. 3,27,808). The increase was due to (i) recovery of arrears on account of sale-proceeds of water from the Mutha canal, Matoba tank, Nira canals and Shetphal tank, Godavari and Krishna canals, (ii) more sale of water from the Hathmati and Kharicut canal and (iii) larger canal produce on the Jamrao canal.
- Irrigation—Minor works and Navigation (Public Works). 15. Rs. 2,07,229 (+Rs. 29,145). The increase was due to (i) recovery of arrears on account of sale-proceeds of water from the Jamda canal and Yerla River works and (ii) larger sale of water from different canals.
- Civil Works (Public Works). 16. Rs. 80,359 (+Rs. 31,130). The increase was in receipts from the sale of buildings.
- Transfers between Imperial and Provincial revenues. 17. Rs. 33,60,273 (+Rs. 24,24,763). This was the net result in favour of Imperial revenue of the several recurring and non-recurring assignments given during the year from Imperial to Provincial revenues and *vice versa*. The increase was mainly under the Provincial assignment in connection with the scheme of taxation of 1916.

Expenditure.

- Refunds and drawbacks. 1. Rs. 79,93,651 (+Rs. 25,69,541). The refunds of income-tax were very heavy owing to the revised arrangement under the new Act. Consequently the recoveries in the previous year were provisional. Drawbacks were also larger, due to re-exports of sugar and other imported goods to foreign ports, mainly to Persia, Mesopotamia and the East Africa.
- Assignments and compensations—Imperial. 2. Rs. 8,66,145 (—Rs. 28,753). The decrease was in payments to inamdars and other grantees.
- Salt. 3. Rs. 31,89,421 (+Rs. 1,15,233). The excess was partly due to increased expenditure on boat stores and repairs and bagging and sewing charges and partly to enhanced out-put of Baragra salt, increased wages and extra compensations to the agarias.

4. Rs. 1,86,480 (+Rs. 15,900). The increase was chiefly under charges Stamps. for the sale of General Stamps consequent on increase in stamp revenue.
5. Rs. 19,60,981 (+Rs. 99,517). The increase was chiefly under salaries, Customs. establishment and allowances of the Presidency Division. The increase under (1) salaries was due to changes in the personnel of offices, and that under (ii) establishments due to payments of war allowances. The large expenditure under house-rent and overtime allowances also contributed to a certain extent to the increase.
6. Rs. 2,29,965 (+Rs. 87,874). The excess was mainly due to the Income-tax. creation of the appointment of Commissioner of Income Tax, increase in the salary of the Collector of Income Tax, Bombay, increased charges consequent on the re-organization of the Bombay Income Tax Departments and additional establishments in Sind and other places in the mofussil.
7. Rs. 5,86,337 (+Rs. 75,119). Due to the enhanced rate of interest Interest and other obligations. from 4 per cent. to 5½ per cent. from April 1919, on deposits in the General Provident Fund.
8. Rs. 20,36,728 (+Rs. 2,00,474). The excess was chiefly due to general Mint. rise in wages, large purchases of coal and coke for the nickel coinage, partially counterbalanced by smaller rupee coinage.
9. Rs. 12,21,188 (+Rs. 2,26,684). The actuals included Rs. 1,71,000 on General administration. account of the cost of coining gold bullion into sovereigns, heavier remittance charges of the Bombay currency office, the creation of the appointment of the Deputy Controller of Currency and larger payments to the Presidency Bank for Public debt duties consequent on the issue of Indian War Loans.
10. Rs. 3,73,796 (—Rs. 4,071). The variation was due to the number Ecclesiastical. of Senior Officers on leave.
11. Rs. 5,29,212 (—Rs. 24,204). The saving was in the expenditure of Political. the family of the Ex-King Theebaw, who removed to Burma.
12. Rs. 12,211 (+Rs. 12,211). The expenditure was incurred in con- Scientific and miscellaneous departments. nection with the investigation of water power resources of India, in Bombay.
13. Rs. 4,83,763 (+Rs. 16,483). The excess was due to payments of Territorial and political pensions. arrears to heads of tribes in Aden, Yemen stipendiaries and Satara pensions.
14. Rs. 36,686 (+Rs. 6,516). The excess was due to pensions paid under Superannuation allowances and pensions. the War risk compensation scheme.
15. Rs. 11,69,866 (+Rs. 2,45,925). The excess was due to enhanced Stationery and printing. prices, and a heavy demand for costly paper from the Military Department.
16. Rs. 5,49,393 (—Rs. 2,69,103). The reduction was in payments arising Miscellaneous. out of the war adjusted in the Civil Department, slightly counterbalanced by payments on account of the difference in the exchange value of foreign coin.
17. Rs. 17,59,971 (+Rs. 1,10,561). The expenditure on the relief of the Famine relief—Civil. poor was larger than in the previous year but it was largely counterbalanced by smaller payments to Railway companies for the conveyance of fodder by rail.
18. Rs. 12,43,653 (+Rs. 8,53,104). Expenditure on relief works opened Famine relief (Public Works). by the Public Works Department was heavier.
19. Rs. 34,98,209 (+Rs. 8,36,334). The expenditure on the Pravara Protective irrigation works. River and Nira Right Bank canals, and the Nira canal including Shetpal tank was larger owing to better financial conditions.
20. Rs. 15,28,060 (+Rs. 1,23,918). The increase was due to the change Irrigation Major Works—Interest on Debt. in the method of calculating interest charges on capital expenditure on major irrigation works.
21. Rs. 10,25,258 (+Rs. 71,668). Larger outlay on repairs to Desert, Irrigation Major Works—Working expenses. Begari, Eastern Nara and Jamrao canals, Kadwa river works, and Nira canal and Shetpal tank and on extension and improvements to Mahiwah and also on tools and plant caused the excess during 1919-20.
22. Rs. 4,024 (+Rs. 3,299). The increased outlay was due to payments Minor Works and Navigation—Civil. of grants for repairs of small irrigation tanks in Gujarat.

- Irrigation— Minor Works and Navigation. (Public-Works). 23. Rs. 20,12,298 (+Rs. 4,56,774). The excess was due to larger repairs to Western Nara, Karachi, Begari and Fuleli canals and to more extensions and improvements on the Ghar and Shikarpur canals and to consequent increase in charges on account of establishment and tools and plant.
- Civil Works (P. W.) 24. Rs. 8,52,232 (—Rs. 1,64,522). The decrease was due to smaller expenditure on construction of Civil buildings classed under the sub-heads "Customs", "Mint", "Post Office", "Telegraph" and "Administration", partly counterbalanced by increased expenditure on repairs.
- Irrigation works. 25. Rs. 1,96,972 (+Rs. 4,43,356). Omitting the credit of Rs. 5,14,450 adjusted to this head in the accounts for 1918-1919, owing to the transfer of Poona Water Works to 45—Civil Works Provincial, the actuals for 1918-1919 amount to Rs. 2,68,067 against Rs. 1,96,972 for 1919-20. The decrease was mainly due to smaller outlay on Eastern Nara works and Begari canals.

3.—PROVINCIAL REVENUE AND EXPENDITURE.

Revenue.

- Land revenue. 1. Rs. 3,11,19,981 (+Rs. 49,30,872). Attention is invited to the corresponding paragraph under Imperial revenues.
- Stamps. 2. Rs. 80,16,045 (+Rs. 21,39,615). Attention is invited to the corresponding paragraph under Imperial revenues.
- Excise. 3. Rs. 4,01,76,291 (+Rs. 23,48,916). The increase chiefly occurred in (1) foreign liquors license fees due to the introduction of open auction system in Bombay, (2) still-head duty on increased consumption and (3) country spirit license fees owing partly to larger advance collections and partly to recovery of arrears. There was also an increase under "duty on ganja" partly due to enhancements in the rates of duty and larger exports to foreign countries in consequence of an easier position regarding freight, partially counterbalanced by smaller consumption of opium.
- Forest. 4. Rs. 84,94,438 (—Rs. 19,99,593). The large decrease was due partly to smaller receipts from grass operations and partly to (i) a large quantity of timber remaining unsold, (ii) smaller quantity of fuel supplied to the railways owing to transport difficulties and (iii) non-recovery of prices of grass and coupes owing to influenza among contractors and subordinates in the Northern Circle.
- Income-tax. 5. Rs. 1,72,67,504 (+Rs. 45,60,239). Attention is invited to the corresponding paragraph under Imperial revenues.
- Registration. 6. Rs. 13,38,405 (+Rs. 1,96,081). The increase was due to expanding business prosperity and the higher value and volume of transactions.
- Interest. 7. Rs. 11,44,144 (+Rs. 3,99,574). The large excess was due to recoveries from the cultivators of outstandings of the previous year, which was a famine year.
- Law and Justice— Courts of law. 8. Rs. 10,23,775 (+Rs. 1,11,168). The increase was chiefly under magisterial fines.
- Law and Justice— Jails. 9. Rs. 4,33,001 (+Rs. 8,674). The increase was due to more sales of Jail manufactured articles.
- Police. 10. Rs. 1,67,562 (+Rs. 58,925). The receipts from fees for licenses granted under the Motor Act were much in excess of those received last year, owing mainly to the recovery of full fees from the owners of cars who failed to register them within the prescribed period.
- Ports and pilotage. 11. Rs. 2,14,001 (+Rs. 40,859). Due to receipts of the Steam Vessel Survey Department for the whole year instead of for four months in the previous year.
- Education. 12. Rs. 6,13,853 (+Rs. 18,531). The increase was chiefly under fees schools-general due to the taking over of the Municipal Anglo-Vernacular School, Larkana, by Government and also to the variations in the number of students in other institutions.
- Medical. 13. Rs. 4,93,449 (+Rs. 13,063). The increase was under Medical College fees and Hospital receipts partially counterbalanced by smaller receipts in Lunatic Asylums.

14. Rs. 9,795 (—Rs. 2,616). The decrease was in the sale-proceeds of quinine. Sanitation.
15. Rs. 4,38,021 (+Rs. 1,51,172). The increase was due to larger sales of wheat, cotton lint, agricultural implements and other minor produce from experimental farm. Agriculture
16. Rs. 2,35,188 (+Rs. 1,22,912). The increase was chiefly in receipts from registering companies and societies due to the flotation of a large number of new companies consequent on the repeal of the Indian Companies Restriction Act. Scientific and other miscellaneous departments.
17. Rs. 7,34,706 (+Rs. 1,57,407). The increase was chiefly due to the recoveries of contributions for pensions on larger sums consequent on the grant of Code pay to Local Board and Municipal teachers, and to a larger number of officers lent to foreign service. Receipts in aid of Superannuation. Allowances, etc.
18. Rs. 1,85,731 (—Rs. 11,278). The decrease was in other press receipts due to smaller sales of old type and machinery. Stationery and printing.
19. Rs. 3,68,135 (+Rs. 1,49,770). The increase was chiefly due to recoveries in connection with the sales of rice through Messrs. Ralli Brothers. Receipts from unclaimed deposits and cash recoveries of service payments were also larger. Miscellaneous.
20. Rs. 13,55,382 (+Rs. 3,77,428). Attention is invited to the corresponding paragraph under Imperial revenues. Irrigation—Major Works—Portion of land revenue due to irrigation.
21. Rs. 9,53,335. (+Rs. 3,27,807). Attention is invited to the corresponding paragraph under Imperial revenues. Irrigation Major works—direct receipts.
22. Rs. 2,07,229 (+Rs. 29,145). Attention is invited to the corresponding paragraph under Imperial revenues. Minor works and navigation (P. W.)
23. Rs. 8,495 (+Rs. 3,345). The increase was in fees for masonry graves. Civil works—Civil.
24. Rs. 8,28,374 (+Rs. 3,79,114). The increase was due to sale-proceeds of water from the Poona water works which has been transferred to Provincial from 1919-20 and also to larger receipts under the heads 'Rents of buildings', 'sales of buildings', 'sale of old materials', and 'Fines, refunds and miscellaneous.' Civil works (Public-works)
25. Rs. 33,60,273 (Rs. +24,24,763). Attention is invited to the corresponding paragraph under Imperial revenues. Transfers between Imperial and Provincial.

Expenditure.

1. Rs. 23,83,906 (+Rs. 15,54,678). Attention is invited to the corresponding paragraph under Imperial expenditure as regards heavy refunds of Income-tax. Refunds of excise revenue were smaller. Refunds and drawbacks.
2. Rs. 1,00,37,744 (—Rs. 1,11,911). The actuals of the previous year included payments of arrears of excise compensation. Attention is also invited to the corresponding paragraph under Imperial expenditure. Assignments and compensations.
3. Rs. 1,14,75,686 (+Rs. 12,79,995). The increase was chiefly due to compensation for land acquired for the Belapur syndicate, increased expenditure under postage, write-off of the amount lost by fire at the Viramgam Treasury, increased expenditure on original works, Salsette building sites, payments to officers of other provinces, adjustment of 4 per cent. annuity deduction of I. C. S. Officers, temporary famine establishments, increased expenditure under Travelling Allowance due to increased conveyance allowance to Tapedars and Supervising Tapedars in Sind, expenditure in connection with the village establishments in Sind and payments of extra famine allowance to village servants. Land revenue.
4. Rs. 1,86,480 (+Rs. 15,901). Attention is invited to the corresponding paragraph under Imperial expenditure. Stamp.
5. Rs. 16,09,193 (+Rs. 3,09,920). The increase was due chiefly to the payment of Rs. 1,65,000 as compensation to contractors towards the losses incurred by them in previous years owing to unfavourable conditions created by the war and other causes and to increased expenditure under establishment, allowances and contingent charges. Excise.

- Income-tax. 6. Rs. 2,12,920 (+Rs. 70,829). Attention is invited to the corresponding paragraph under Imperial expenditure.
- Forest. 7. Rs. 59,18,682 (—Rs. 19,53,514). The actuals for 1919-1920 include Rs. 15,13,000 on account of famine fodder against Rs. 35,74,000 in the year 1918-1919. Excluding these, the excess under ordinary expenditure was chiefly due to departmental working of coupes for teak regeneration, unexpected increase in contract rates, construction of roads and buildings undertaken on an increased scale, full supply of clothing to the subordinate protective establishment, payments of increased pay to Imperial Forest Officers, employment of 4 Temporary Imperial Forest Officers, increased rate of permanent travelling allowance to rangers and foresters and increased postage rates.
- Registration. 8. Rs. 5,34,680 (+Rs. 49,842). The excess was chiefly due to payments of war allowance, increased contingent expenditure and postage charges consequent on the expansion of the system of returning documents by post.
- Interest on ordinary debt. 9. Rs. 11,78,737 (+Rs. 4,70,297). The increase was mainly due to the increase in the opening balance for the year 1919-1920 owing to large advances and less recoveries in the year 1918-1919 on account of the famine.
- General administration. 10. Rs. 26,94,505 (+Rs. 4,33,634). The excess was chiefly due to (i) arrears of payments of the sumptuary allowance at the increased rate to His Excellency Lord Willingdon and to His Excellency Sir George Lloyd since he took charge, (ii) purchase of furniture for the Government Houses, (iii) increased expenditure from contract allowances and (iv) tour expenses of His Excellency. The remainder of the excess was due to increments in salaries, revision of pay and additional staff.
- Law and justice—courts of law. 11. Rs. 67,33,579 (+Rs. 5,70,467). The excess was mostly due to increments in salaries, adjustments of 4 per cent. annuity deductions of I.C.S. Officers, additional staff, payments of war allowance to establishments, pleaders' fees in criminal cases at Ahmedabad and Akola and increased rates of diet and road allowances to witnesses and postage charges.
- Law and justice—jails. 12. Rs. 26,45,184 (+Rs. 6,38,510). The excess was due to increase in jail population and higher rates of all articles required by the Jail department. A part of the excess was due to peace remissions which caused an increase in moving and other charges of the prisoners.
- Police. 13. Rs. 1,50,12,121 (+Rs. 30,78,587). Due to special war allowance to constables and head constables, reorganizations of District Police, local allowance to officers above the rank of head constables and revision of pay of Imperial Police Service. Moreover, under the revised arrangement of the apportionment of charge on account of the Railway Police sanctioned by the Government of India with effect from the year 1919-1920, the entire cost of the Crime and Order police together with the rent of railway quarters occupied by the police was charged to general revenues, the railway companies bearing the whole of the expenditure on account of chowkidars.
- Ports and pilotage. 14. Rs. 1,32,074 (+Rs. 3,615). The excess was chiefly due to the expenditure of the Steam Vessels Survey Department partially counterbalanced by the absence of expenditure on the Light-ship *Sindhi* which was temporarily employed in the Persian Gulf.
- Education. 15. Rs. 1,29,52,012 (+Rs. 21,86,485). In addition to the general rise in expenditure due to increments in salaries and pay of establishments, heavy payments of grants-in-aid in support of local schools (both local board and municipal) and of large building grants for primary schools were made. Payments of Rs. 60,000 to the Bombay University, being the arrears for five years on account of the school of Economics and Sociology and of Rs. 90,000 to the Victoria Jubilee Technical Institute, Bombay, for equipment were also made during the year.
- Medical. 16. Rs. 34,29,997 (+Rs. 8,98,502). The excess was mostly due to the revision of salaries and allowances of the Indian Medical Officers and increase in pay of the subordinate establishment. Increased grants to nursing associations, high prices of articles of diet of patients, clothing, medicines and instruments and larger payments of grants to hospitals and leper asylums also added to the expenditure.

17. Rs. 11,05,973 (+Rs. 2,89,647). The excess was chiefly in payments to local bodies for special sanitary projects. The residue was due to revision of salaries, establishments and distribution of quinine treatments. Sanitation.
18. Rs. 7,29,928 (+Rs. 1,60,123). The excess was partly due to large payments to officers of other provinces and smaller recoveries from certain Indian States towards the cost of establishments in foreign service. Political.
19. Rs. 19,71,705 (+Rs. 1,16,699). The excess was principally due firstly to the creation of the three posts, viz.:—(i) Deputy Director of Agriculture, Gujarat, (ii) Deputy Director of Agriculture for Animal Breeding and (iii) Inspector of Agricultural Schools, and secondly to the entertainment of the temporary establishment for the prevention of the deterioration of cotton in the Surat district and in the Southern Maratha country. Increased rates of temporary and provisional allowances, annual increments, starting of vernacular agricultural schools at Veshvi (Alibag) and Godhra, and to the expansion of the Co-operative Credit Department also contributed to the excess. Agriculture.
20. Rs. 7,90,341 (+Rs. 3,33,216). The excess was mostly due to the expenditure of the Director of Industries, transfer of the Dapuri Workshops from the Public Works Department to this head and the purchase of certain collections of antiquities for the Prince of Wales Museum. Scientific and other miscellaneous departments.
21. Rs. 43,64,846 (+Rs. 40,721). Due chiefly to larger payments of commuted pensions sanctioned during the year. Superannuation allowance and pensions.
22. Rs. 19,80,442 (+Rs. 2,00,454). The increase was mainly under stationery and paper issued from the Central Stores owing to enhanced prices. The expenditure of Government Presses was also higher due to increased wages of the employees. Stationery and printing.
23. Rs. 9,23,861 (—Rs. 7,38,551). The actuals of 1918-1919 included Rs. 9,68,736 on account of loss in connection with the sales of rice at cost price through Messrs. Ralli Brothers. The expenditure on War boards was also in the year under review half of what it was in 1918-1919. On the other hand payments of additional subventions to certain district boards for non-official presidents, arrears of rates and taxes to the Bombay Municipality and expenditure on Peace Celebrations debitable to this head, partially counter-balanced the decrease. Miscellaneous.
24. Rs. 5,86,657 (+Rs. 36,853). Attention is invited to the corresponding paragraph under Imperial revenues. Famine relief—civil.
25. Rs. 4,14,551 (+Rs. 2,84,368). Attention is invited to the corresponding paragraph under Imperial revenues. Famine relief—Public works.
26. Rs. 10,25,258 (+Rs. 71,668). Attention is invited to the corresponding paragraph under Imperial revenues. Major Works—working expenses.
27. Rs. 15,28,059 (+Rs. 1,23,916). Attention is invited to the corresponding paragraph under Imperial revenues. Major Works—interest on debt.
28. Rs. 4,024 (+Rs. 3,299). Attention is invited to the corresponding paragraph under Imperial revenues. Minor works—civil.
29. Rs. 20,12,868 (+Rs. 4,57,344). Attention is invited to the corresponding paragraph under Imperial revenues. Minor works and navigation (Public works).
30. Rs. 23,43,801 (+Rs. 13,88,139).—The increase was due to large expenditure on the improvement of village water-supply, grants-in-aid (i) to the Bombay Municipality for the supply of water to Salsette from the Pawai lake, (ii) to the District Local Board, Karachi, for repairs to roads and bridges, (iii) to the Trimbak Municipality for water-supply and (iv) to Hyderabad, Sukkur and Sehwan municipalities for certain sanitary schemes. Civil works (civil).
31. Rs. 1,52,50,403 (+Rs. 43,99,871). The excess was due to larger outlay (i) on Civil buildings classed under sub-heads "Forest", "Administration", "Minor departments", "Law and Justice", "Jails", "Medical" and "Miscellaneous", (ii) on construction and improvement of roads and miscellaneous Civil works (Public works).

public improvements and (iii) on repairs, establishment and tools and plant. The outlay during 1918-1919 was smaller owing to economical conditions during the war.

4.—DEBT, REMITTANCES, ETC.

The receipts and outgoings of the year amounted to Rs. 4,40,66,97,416 and Rs. 4,59,99,94,690, respectively.

(1) *Unfunded Debt.*

Deposits of service funds.

1. The receipts and outgoings under this head are in connection with the Bombay Uncovenanted Service Family Pension Fund (Widows' Branch). The receipts, which amounted to Rs. 2,44,776, included interest allowed by Government on the balance of the fund. The outgoings amounting to Rs. 2,17,547 represent charges on account of pensions paid to widows, surrender value to subscribers, who on the death of their wives, do not join the Life Assurance Branch, and the transfer of 30 per cent. to the Life Assurance Branch on account of members, who, on the death of their wives, join that branch.

Savings bank deposits.

2. The transactions under this head include the "Police Officers'" and the General Provident Fund, the Life Assurance Branch of the Bombay Uncovenanted Service Family Pension Fund, the Cemetery Endowment Fund, the Local Fund Pension Fund, "Civil Engineers'" and other miscellaneous Provident Funds. The credits amounted to Rs. 16,52,975 and the debits to Rs. 10,14,446.

(2) *Deposits and Advances.*

Deposits and advances.

The credits and debits under the most important heads were as follows:— Deposits of Local Funds, Rs. 1,86,07,860 and Rs. 1,78,29,564; Departmental and Judicial Deposits, Rs. 66,96,32,012 and Rs. 65,91,97,900; Advances Rs. 36,92,29,412 and Rs. 38,09,81,464; Suspense Account, Rs. 10,38,08,736 and Rs. 10,84,16,945; Provincial Advance and Loan Account, Rs. 75,18,349 and Rs. 1,77,30,311; Secretary of State's Bills Rs. 43,87,57,480 and Rs. 48,29,08,150; Remittance account between England and India, Rs. 10,21,05,200 and Rs. 1,38,45,614; and other Remittances, Rs. 1,51,62,57,007 and Rs. 1,32,02,41,933.

2.—Land Revenue.

1.—THE MOFUSSIL.

The aggregate actual demand of land revenue was Rs. 5.78 crores, showing an increase of Rs. 2.95 crores over the previous year owing to the season being favourable. Collections realized Rs. 5.77 crores or over 99 per cent. of the total demand. The collections were short of the demand by Rs. 26,000 in the Northern Division, by Rs. 19,000 in the Central Division, by Rs. 27,000 in the Southern Division and by Rs. 77,000 in Sind. There were no unauthorized arrears in East Khándesh, Sátára and Kolába. In Surat, Kánara, Ratnágiri and Upper Sind Frontier the outstandings were below Rs. 500 while in Broach they did not exceed Rs. 1,000. The demand in the Northern Division rose by Rs. 1.06 crore, in the Central Division by Rs. 1.18 crore, in the Southern Division by Rs. 37.3 lakhs and in Sind by Rs. 33.9 lakhs. The total unauthorized arrears decreased from Rs. 1.7 lakh to Rs. 1.5 lakh.

2.—THE BOMBAY COLLECTORATE.

The amount for collection on account of fixed land revenue decreased by Rs. 6,076 to Rs. 3,28,263 during the financial year ending 31st March 1920 on account of a nominal decrease in the receipt of rent for a leasehold property as the result of the change made in the due date of payment of rent.

3.—Irrigation Revenue.

Full information under this head will be found in chapter IV, section 9, of this report.

4.—Public Works Revenue.

The Public Works Revenue falls under three heads—"Imperial Military," "Imperial Civil" and "Provincial Civil." The revenue under the first head, derived mainly from rents of buildings and miscellaneous sources, fell from

Rs. 21,721 to Rs. 17,538, the decrease being mainly due to a fall off in the receipts from sales of old materials and miscellaneous sources. The revenue under the head "Imperial Civil," derived mainly from rents of buildings and sales of buildings, rose from Rs. 49,229 to Rs. 80,049, the rise being mainly due to increased receipts from the second source. The Provincial Civil revenue, consisting chiefly of rents of buildings, sales of buildings, sales of old materials and fines, refunds and miscellaneous, rose from Rs. 4,49,260 to Rs. 8,26,235, the rise being mainly due to increased receipts from the second and fourth sources.

5.—CUSTOMS.

For details see the Annual Report on the Sea-borne Trade and Customs Administration of the Bombay Presidency and the Report on the Maritime Trade of the Province of Sind for 1919-20.

1.—SEA CUSTOMS.

(1) Port of Bombay.

1. During the year a first step was taken in the direction of imperial Preference by the imposition from the 11th September of an export duty of 15 per cent. *ad valorem* on raw hides and skins, with a rebate of two-thirds of the duty in favour of hides and skins tanned in the British Empire. On the 2nd of February 1920 the import duty on silver bullion and coin was abolished on the recommendation of the Currency Commission, and on the 11th February the rates of import duty on firearms were modified, and the differential rates previously charged to licensed dealers were abolished. The transfer of public business to the New Custom House in Ballard Road was completed at the end of the year under report, and the Town Bandar and Custom House were closed for Customs business. The only part of the Customs establishment left at Prince's Dock Custom House is the country Craft Section and the Divisional Preventive staff. General.

2. The gross receipts of the Bombay Custom House rose from Rs. 4,87,46,904 to Rs. 6,00,10,075. The total net receipts, after deduction of refunds and drawbacks, amounted to Rs. 5,55,67,781 against Rs. 4,49,89,868 in the previous year. Net receipts on account of import duties advanced from Rs. 433.53 lakhs to Rs. 530.83 lakhs. The increase was due mainly to larger imports of liquors, petroleum, metals, fruits and vegetables, silk and silk articles, motor cars and motor cycles, articles imported by post and articles not otherwise specified. There were decreases under cotton manufactures and sugar. Export duties on goods shipped to foreign countries rose from Rs. 10.59 lakhs to Rs. 17.81 lakhs, the net receipts being Rs. 16.69 lakhs. Revenue.

3. The total expenditure increased from Rs. 12,28,230 to Rs. 13,46,774. The ratio of expenditure to net collections was 2.4 per cent. against 2.7 per cent. in the previous year. Expenditure.

4. Refunds of import duties decreased from Rs. 10,04,142 to Rs. 9,73,110, while drawback refunds of seven-eighths of the import duty granted on re-export of goods by sea to foreign ports increased from Rs. 26,46,316 to Rs. 32,44,032. Refunds and drawbacks

5. Excluding Merchandise Marks Act cases, 2,168 offences against the Sea Customs Act were adjudicated during the year. Of these, 1,389 represent penalties imposed on ships' agents under section 167 (17) in respect of shortages. Smuggling of gold was carried on throughout the year. In all 208 cases representing seizures of about £55,000 were made and the total of optional penalties and of fines imposed amounted to Rs. 4,56,868. Three cases of illicit import of cocaine were dealt with by the Preventive staff, convictions being secured in two cases. An attempt to export feathers was frustrated and a penalty of Rs. 2,000 was recovered. Sixty-two cases of smuggling of opium were detected during the year, and 60 of these led to convictions in the criminal courts. In one case a record seizure of 931 lbs. was made, the opium having been most cleverly concealed in a false cement ceiling to the "night-head" of the vessel. Customs offences.

(2) *Continental Ports.*

Revenue.

The net receipts from continental ports rose from Rs. 1,34,610 to Rs. 1,42,643. The number of cases adjudicated under the Sea Customs Act rose from 569 to 654, of which 4 were undisposed of, the increase being due to the vigilance of the establishment.

(3) *Ports in Sind.*

Expenditure.

The gross receipts during the year amounted to Rs. 1,60,98,092 as compared with Rs. 1,10,67,464 in the preceding year. To the increase sea customs imports contributed Rs. 36,53,467 and sea customs exports Rs. 13,52,168. The total net revenue, after deducting refunds and drawbacks, increased from Rs. 1,01,04,628 to Rs. 1,53,31,411, of which Rs. 1,36,12,847 were from import duty and Rs. 16,21,444 from export duty, the corresponding figures for the previous year being Rs. 97,01,318 and Rs. 3,29,711. The amount of gross import duty rose from Rs. 106.49 lakhs to Rs. 143.02 lakhs owing to larger collections on cotton piece-goods, tobacco, liquors, sugar, kerosine oil and other articles. Export duty advanced from Rs. 3.45 lakhs to Rs. 16.96 lakhs, *hides* and *skins* contributing 86 per cent. of the total, *rice* 12 per cent. and *tea* and *jute* 2 per cent. The expenditure fell from Rs. 3,86,710 to Rs. 3,82,239.

Refunds and drawbacks.

2. Refunds amounted to Rs. 1,67,602, of which Rs. 54,547 were on account of refunds made to the Kashmir Darbar. In addition further sums refunded to the Darbar will be debited to the accounts for the year through the Exchange Account. Drawbacks rose from Rs. 4,83,115 to Rs. 5,99,079.

Customs offences.

3. Four hundred and seventy-six offences against the Sea Customs Act were detected. In one case over Rs. 10,000 were surreptitiously shipped in contravention of the prohibition against the export of silver specie. In another case an attempt was made to smuggle 3,098 sovereigns in contravention of the restriction against the import of gold. Various attempts were made to defeat the restriction on the export of rice. Fines of Rs. 1,000 each were inflicted in two cases. An attempt was made to export pearls in defiance of the export prohibition. The pearls were confiscated and realised Rs. 4,575 when sold by public auction. The amount realized in fines and penalties was Rs. 34,359 against Rs. 24,005.

2.—LAND CUSTOMS.

There was no change in the number of duty collecting stations on the Portuguese Frontier or the Kathiawar Frontier. The Kathiawar customs line was withdrawn from 1st January 1918. Receipts on the Portuguese Frontier increased from Rs. 1,81,169 to Rs. 1,88,661. The increase on the Portuguese Frontier was due chiefly to the resumption of the import traffic of machinery *via* Castle-Rock for the first time after the cessation due to the war and to larger imports of salt and cocoanuts from Goa. On the other hand there was a slight decrease in imports on the Daman Frontier due to less imports of salted fish, cocoanuts, and other kind of fruit and fodder on account of an unfavourable fishing season and heavy rains which damaged the crop. The exemption from import duty, from October 1919, of grain and pulse, was also to some extent responsible for the diminished imports on the Daman Frontier. Owing to a good paddy crop in the Nagar-Aveli Pargana, a large quantity of rice was exported to Daman, resulting in an increase of Rs. 414 in the export duty compared with the previous year's collection. The duty collected on salt at the Goa Frontier stations is credited to "Salt" and not to "Customs". The quantity of petroleum imported at Castle-Rock was 1,186,124 gallons against 129,420 gallons during the preceding year. The increase of 1,056,704 gallons was due to the resumption by the Bulk Oil Company of their business at Mormugao from the 4th January last. The number of cases adjudicated under the Land Customs Act was 392 against 139 in the previous year.

6.—Salt.

For details see the Reports on the Administration of the Salt Department of the Bombay Presidency and in Sind for the year 1919-20 and tables under Salt printed in Part IV (b) of the Statistics of British India.

1.—PRESIDENCY PROPER.

1. The salt with which the Bombay Presidency Salt Department deals may be classified as follows:—(1) Bárágra or Rann salt made from brine-wells on the edge of the lesser Rann of Cutch, known as the Pritchard salt-works; (ii) sea-salt made at works on the coast, mostly within 30 miles of Bombay City; and (iii) imported salt, chiefly from works in Goa territory.

General sources of supply.

2. The quantity of Bárágra salt in stock on the 1st July 1919 was 28·5 lákhs of maunds compared with 37½ lákhs of maunds on the same date in the previous year. In accordance with the scheme of increasing production sanctioned in February 1919, 80 new pans were worked in 1918-19 and 87 additional pans were opened in 1919. These 167 pans produced a total of 859,833 maunds of salt. Of the 626 pans worked in 1918-19, 17 pans had to be abandoned for want of brine. Thus 704 pans (including the new 87 and 8 additional pans opened in the Udu Agar) were worked, a net increase of 78. It was expected that the works would produce 3,575,093 maunds of salt in the course of the year, but the storage season was spoiled by severe and unseasonable rain which caused a wastage of about 179,168 maunds. The average yield per pan consequently fell from 5,142 to 4,823 maunds. This slight diminution was probably the result of the large increase in the number of pans during the year, the introduction of new labour and increased difficulty in supervision. The actual figures may therefore be considered as satisfactory. Sales fell from 37·32 lákhs of maunds during the manufacturing season of 1918-19 to 26·81 lákhs of maunds. The demand for Bárágra salt was exceptionally keen during the year. Owing to the accumulation of private indents from outside the Presidency it became necessary in November 1919 to stop the receipt of all further indents. The indents accepted are being worked off in rotation, but at the close of the year there remained indents for over 9 lákhs still to be dealt with. During the year all priority to local bodies formerly allowed on account of shortage in stocks of salt was discontinued. The Government Salt Agents, who supply Gujarát, however, continued to enjoy priority for their indents with the result that the position in Gujarát was satisfactory. The whole of the stock of salt, with the exception of that in the two reserve heaps, was sold before the arrival of the new crop. During the storage, issues amounted to 7·96 lákhs of maunds as against 9·29 lákhs of maunds in the preceding year. The decrease was due to the fact that the Railway Company could not supply the full number of wagons required. The reconstruction of the main stores also hampered issues, which had to be made from one platform only, the other platform having been closed on account of construction work. There was therefore great congestion and insufficient space for the handling of bags. As in the previous year over 78·6 per cent. of the issues went to places beyond the Presidency. The wastage and loss was 1·86 lákhs of maunds against 3·95 lákhs in the season of 1918-19. The considerable improvement was due to the superior hardness of the salt manufactured in the previous year. The closing stock balance increased from 28·5 lákhs of maunds to 33·8 lákhs of maunds, due partly to the increased crop and partly to less issues during storage time. The working plan provided for a reserve stock of 8·3 lákhs for the current year, but no addition was possible to the existing reserve stock of 7 lákhs as the yield fell short of the 38·3 lákhs estimated in the programme of development. The amount of tagávi advances to *agarias* fell from Rs. 29,901 to Rs. 20,990. In March 1920 a short epidemic of influenza broke out, resulting in 16 deaths. The death rate fell from 50 per mille to 37·55 per mille.

Bárágra salt.

3. The total outturn of the Dharasna and Chharwáda Salt-works was 3·81 lákhs of maunds compared with 5·62 lákhs of maunds in the previous year. The decreased production was mainly due to the damage caused to the agars by the unseasonable rains in January and also to a small extent to a reduction in the number of pans worked. The Konkan salt-works produced 87 lákhs of maunds against the record figure of 128 lákhs of maunds

Sea salt.

in the previous year, the large decrease of 41 lakhs being due primarily to a reaction from the comparatively abnormal removals of salt during the previous year which overstocked the up-country markets and partly to the slump in the market prices of salt which had previously been inflated by speculative traders. The result was that many of the shilotris had either to destroy a portion of the old salt in order to make room for new salt or to cease manufacture before the close of the manufacturing season for want of platform accommodation. Scarcity of labour hampered the rapid development of the Bhándup salt-works, the produce of which was 151,246 maunds against 152,728 maunds in the previous year. The closing balance at Bhándup on 30th June 1920 was 96,382 maunds as against 44,199 maunds on the same date in the previous year. Sales during the financial year show a decrease of 861,534 maunds. The decrease was due to the fact that in 1918-19 traders and consumers feared a repetition of the scarcity of salt which prevailed in the preceding year and consequently hoarded large quantities of salt. The market was thus overstocked and caused a large fall in the sales during the year under review. The sales at the Dharásna and Chharwáda salt-works rose from 2·68 lakhs of maunds to 3·25 lakhs of maunds. More than two-thirds of the salt sold was sent to places beyond the Presidency. The loss and wastage at Dharásna and Chharwáda rose from 1,766 maunds to 100,983 maunds and at the other salt-works from 97,643 to 383,506 maunds. Heavy floods were responsible for the extraordinary loss of 98,171 maunds at Chharwáda. The loss in the salt-works in the vicinity of Bombay was partly due, as stated above, to the destruction of large quantities of inferior salt to make room for new and superior salt on the platforms and partly to the use of larger quantities of salt for strengthening the brine. The balance on 30th June was nearly 67½ lakhs of maunds against 62½ lakhs of maunds on the same day in the previous year.

Imported salt.

4. The total weight of salt of all kinds imported into the Presidency rose from 2·39 lakhs of maunds to 3·65 lakhs of maunds and the duty from Rs. 2·99 lakhs to Rs. 4·56 lakhs. The increase in quantity was due to a more favourable manufacturing season in Goa, the quantity of Goa salt sent to Mysore territory being double that of previous years.

Consumption and prices.

5. The total quantity of salt issued and imported for consumption in the Bombay Presidency decreased from 41·84 lakhs of maunds to 35·72 lakhs of maunds, giving an average consumption of 13·2 lbs. per head. It is now clear that the previous years' record per capital figure of 15·5 was to a large extent due to a reaction from the comparative shortage of salt in the preceding year. Speculative traders hoarded large stocks of salt with a view to manipulating the market in case of shortage. The considerably reduced removals during the year under report afford sufficient evidence of such hoarding. Prices declined substantially in all districts except Kaira where there was a slight increase.

Fish-curing yards.

6. The total quantity of fish brought to the 32 yards for curing increased from 207,610 maunds to 256,610 maunds. The increase was due to the favourable fishing season on the Kánara coast. The yards were worked at a profit of Rs. 2,170 against a loss of Rs. 2,674.

Revenue and expenditure.

7. The gross receipts decreased from Rs. 1,83,69,689 to Rs. 1,63,92,321, while the expenditure, exclusive of refunds, increased from Rs. 27,57,773 to Rs. 28,34,698. On the receipt side the very large decrease of Rs. 18,78,939 under "Excise duty on Salt" was due to a large falling off in the removals of sea-salt, and the decrease of Rs. 2,05,025 under "Bagging and sewing charges" was due to (1) the decreased issues of Bárágra salt, (2) the fact that merchants preferred to use their own bags and (3) the reduction in the rate of bagging. On the expenditure side the increase of Rs. 1,03,939 under "Salt purchase and freight" was partly due to the grant of grain compensation to agarias at Khárághoda. The decrease of Rs. 1,49,335 under "Bagging and sewing charges" was due partly to smaller issues of Bárágra salt and partly to the lower rate of bagging charges.

Offences.

8. The number of detected offences against the Salt Act fell from 99 to 96, of which 27 each were of smuggling foreign salt across the frontier and clandestine removal of natural salt.

9. The concession of issuing denaturalised salt for manure purposes was renewed in May 1919. The concession which was restricted to four coast districts was recently extended to the rest of the Presidency proper. The aggregate quantity of refined magnesium chloride and epsom salt removed by the Pioneer Magnesia works at Khārāghoda fell from 39,027 to 30,700 cwts. and the royalty recovered from Rs. 58,541 to Rs. 46,050.

2.—SIND.

1. The sources of supply during the year were (i) the Maurypur salt-works (ii) the Saran salt deposit and (iii) the Darwari deposit.

2. Imports of table and rock salt by private agency amounted to 1,409 and 72,429 maunds against 1,324 and 47,193 maunds, respectively, in the previous year. The subjoined statement contrasts the total production, loss, wastage, removals and balances of salt in stock in Indian maunds at the close of the past two years :—

Year.	Stock in hand at the commencement of the year.	Made or excavated during the year.	Other receipts.	Sold during the year.	Issued to H. H. the Mir of Khairpur.	Other issues.	Loss and wastage at depôts.	Stock in hand at the close of the year.
1918-19 ...	146,968	1,424,862	394,112	875,054	21,700	378,634	8,397	702,157
1919-20 ...	702,157	726,882	318,687	460,245	18,600	325,187	108,365	835,329

During the year under report 693,682 maunds of salt were manufactured at the Maurypur salt-works against 859,723 maunds in 1918-19 and the quantities excavated at the Saran and Darwari salt deposits amounted to 32,000 and 1,200 maunds as against 57,534 and 507,600 maunds, respectively, in the preceding year. The decrease of 49 per cent. in the outturn of salt was due to (1) discontinuance of extraction at the Darwari deposit and (2) the curtailment of manufacture at the Maurypur salt works.

3. Of the total quantity of salt produced locally or imported by private agency from Europe and the Punjab 489,798 Indian maunds were consumed during the year under report, the average rate of consumption per head during the year being 11·47 lbs. as against 11·77 lbs. in the previous year. The average wholesale price of salt in the province was Rs. 2-6-9 per maund as against Rs. 2-8-8.

4. There was no curing of fish at Shamspir during the year, the operations having been transferred to the "Khada" at Karachi, where duty-paid salt is used.

5. The gross receipts from excise duty and other sources amounted to Rs. 7,36,614 against Rs. 7,18,679. From these figures receipts from duty on salt imported by sea and land have been excluded, this year for the first time. Expenditure amounted to Rs. 3,41,444 as against Rs. 3,31,176. The percentages of charges to gross receipts was 46·3 as against 46·1.

6. The number of offences against the salt laws detected was 34 against 43 in the preceding year.

3.—ADEN.

Receipts rose from Rs. 34,857 to Rs. 52,375 and expenditure from Rs. 2,214 to Rs. 2,248. Thus the net revenue increased from Rs. 32,643 to Rs. 50,127. The total quantity removed from Arab salt-pans rose from 19,763 to 68,270 maunds. The quantity exported from Lalji's salt-works rose from 27,736½ to 39,478½ tons and from the Italian salt-works from 82,193 to 105,171 tons.

7.—Excise.

For details see the Reports on the Administration of the Excise Department in the Bombay Presidency, Sind and Aden, for the year 1919-20 and tables under Excise printed in Part IV of the Statistics of British India.

1.—PRESIDENCY PROPER.

1. The principal sources of excise revenue in the Presidency are taxation upon (a) the manufacture and sale of country spirit and Indian-made liquors

excised at tariff rates; (b) the tapping of palm trees and sale of toddy; (c) the sale of liquor imported from foreign countries; (d) the manufacture and sale of hemp drugs; and (e) the sale of opium and its preparations for local consumption.

Changes during the year.

2. The following are the most important changes made during the year in the excise arrangements in force:—(1) enhancement of the duty on ganja and bhang from Rs. 12-8-0 and Re. 1-8-0 to Rs. 15 and Rs. 2-8-0 per seer, respectively; (2) fixing of a minimum selling price of 12 annas per tola for opium and disposal of opium shops on the borders of Native States on fixed fee with a maximum selling price of 13 annas per tola except on the Hyderabad border where a fixed selling price of Re. 1 per tola was introduced; (3) fixing of the opening hour of country spirit and foreign liquor shops, hotels and refreshment rooms at 10-30 a.m. (standard time); (4) introduction in Surat City and ten miles radius of the 'tender system' for the disposal of toddy shops; (5) raising of the limit for the possession, transport and sale of country liquor in the Dáhanu taluka and Umbergaon petha of the Thana district from one reputed quart bottle to 1 Imperial gallon, as in the rest of the district; and (6) postponement of the closing hour of country liquor shops in the towns of Thana, Kurla and Bándra from 8-30 p.m. to 9 p.m. (standard time).

Country spirit.

3. The receipts from still-head duty advanced by Rs. 12,80,589 from Rs. 1,73,02,730 to Rs. 1,85,83,319, due to an increase of about 1,73,000 proof gallons in the total issues of duty-paid spirit to shops, chiefly in Bombay City and the districts of Thana, East Khándesh, Kolába, the Panch Maháls and Surat. The collections on account of the right of retail vend also showed an advance of Rs. 7,92,971 from Rs. 69,64,226 to Rs. 77,57,197, due partly to larger advance collections and partly to recovery of arrears. Of this amount (Rs. 77,57,197) Rs. 71,64,695 represent vend or auction fees and Rs. 5,92,502 license or fixed fees. As in the previous year, the contract supply system worked on the whole satisfactorily though the distilling contractors were faced with serious difficulties on account of railway transport and scarcity of mhowra. There was a net reduction of 5 in the number of shops sanctioned for the retail sale of country spirit which was 1,880 against 1,885 in the previous year. The sales advanced by 168,993 proof gallons, Bombay City and Thana district each contributing about 70,000 gallons to the increase, Kolába, East Khándesh, the Panch Maháls and Surat following with 25,000, 17,000, 12,000 and 10,000 gallons, respectively. High wages coupled with a good agricultural season and the comparatively large number of marriages celebrated during the year under report as the year 1920-21 is a Sinhvastha year, were partly responsible for the increase. The consumption per head was highest in Bombay City (33·3 drams) and lowest in Sátára (1 dram). The rise was chiefly in 60° U.P. spirit indicating that the weaker spirit is steadily gaining in popularity. Cases of illicit possession of mhowra flowers fell from 482 to 29 in the Kaira district and from 70 to 3 in Thana district. The fall was mainly due to the failure of the crops and the consequent extension of the period of vacation under the Act.

Toddy.

4. The revenue under this head is derived from (1) tree tax and (2) fees for the retail sale of toddy. It fell by Rs. 1,24,863 from Rs. 34,70,947 to Rs. 33,46,084. The receipts from tree tax rose by Rs. 81,463 from Rs. 16,08,881 to Rs. 16,90,344, due chiefly to the introduction of the tender system in the Surat City and ten miles round under which the vend fee merged into the tree tax. The revenue from vend fees declined by Rs. 2,06,326, mainly in Surat and Thana. The total sales of toddy show a net advance of 28,691 gallons due chiefly to increases in Thána, Kánara, Belgaum and Bijápur.

Foreign liquors and Indian manufactured liquors excised at tariff rates.

5. The revenue under this head consists chiefly of (1) duty on liquors manufactured in India and excised at the Sea Customs Tariff rates and (2) license fees for the sale of such liquors and of imported liquors. The revenue under (1) fell from Rs. 10,54,765 to Rs. 7,47,623 due to larger imports by sea, and that under (2) rose from Rs. 2,60,511 to Rs. 3,64,150 and is chiefly attributed to 26 non-privileged 'on' licenses in Bombay being disposed of for the last six months of the year under report by auction instead of by fixed fee. The imports of foreign liquors into Bombay City by sea advanced by 157,593 gallons under 'fermented liquors,' 65,591 gallons under 'potable spirits' and 21,609 gallons under "Denatured and perfumed spirits." Imports under "wines"

fell by 9,313 gallons. The sales in the Presidency proper under all the four heads advanced by 225,371, 46,383, 73,562, and 34,269 gallons, respectively. The advance under 'fermented liquors' is noticeable chiefly in Ahmedabad, Bombay and Násik and is attributed to the larger consumption by troops and followers stationed in those areas. The increase under 'potable spirits' appears to be due to the general prosperity of the country and consequent rise in the standard of living. The rise under 'denatured spirits' is due to larger use of the spirit for domestic purposes in Bombay. The traffic in spirits of Indian manufacture excised at tariff rates is confined to the Gujarát Chemical Works at Ahmedabad and the Alembic Chemical Works Company, Baroda. The former supplied 9,933 gallons of duty-free rectified spirit to the Government Medical Stores, Bombay, against 14,881 gallons in the preceding year and issued besides 643 proof gallons of denatured spirit against 8,380 gallons in the previous year. The number of licenses for the sale of foreign liquors rose from 1,180 to 1,245 due mostly to an increase in the number of wholesale, medicated wines, denatured spirit and short-term licenses.

6. The cultivation of hemp for gánja was restricted, as in the previous year, to the Nagar táluka of the Ahmednagar district. The area under cultivation was the same as in the previous year, viz., 465 acres, but the outturn increased from 3,555 to 5,442 maunds, giving an average yield per acre of about 12 maunds, which was about 4 maunds better than in the previous year. The issues of ganja, bhang and charas to British districts in the presidency proper fell by 88, 11 and 16 maunds, respectively, and those to Native States by 11, 11 and 1 maund, respectively. There was also an appreciable fall in consumption of 1,050 seers under ganja, 419 seers under bhang and 2,419 seers under charas. The fall in the consumption of ganja was particularly noticeable in the city of Bombay and in the districts of Poona, Ahmedabad and Sátára, while it increased to a considerable extent in the districts of Sholápur, Dhárwár, East Khándesh and Ahmednagar. The consumption of bhang declined noticeably in the districts of Ahmedabad, Poona and Surat, but augmented in the city of Bombay. Bombay city shows a remarkable shrinkage in the consumption of charas. The revenue from intoxicating drugs is derived from (1) quantitative duties on issues from warehouses and on imports from other provinces and (2) vend fees. The duty realized and the vend fees amounted to Rs. 10,33,227 and Rs. 6,45,734, respectively, against Rs. 8,85,205 and Rs. 6,02,026 in the previous year. The number of vend licenses granted was the same as in the previous year, viz., 588, of which 19 were wholesale and 569 retail. Licenses for the sale of cocaine for *bond fide* medical purposes numbered 527 against 499 in the previous year. The quantity of cocaine and allied drugs imported was 7 lbs. 2 ozs. against 260 lbs. odd in the previous year. The large decrease is apparently due to the market having been overstocked. The quantity sold under license was 29 lbs. against 21 lbs. in the previous year. The gangs of cocaine smugglers having been dispersed, the hawking trade in Bombay is now carried on chiefly by Pathans. The largest seizure of cocaine by the Excise Department during the year was one of 5,712½ grains.

7. Deducting the amount of Rs. 9,88,800 paid to the Government of the United Provinces on account of prime cost and certain conveyance and packing charges, the net profit to Government, inclusive of duty, amounted to Rs. 17,76,237 against Rs. 19,91,522 in the previous year. The total licit sales of opium in British districts aggregated 46,680 seers against 51,053 seers, the decrease of 4,373 seers being mainly due to higher selling prices charged by the vendors, on the abolition of the maximum selling price. The actual realizations on account of vend fees for the retail sale of opium in British districts amounted to Rs. 9,96,715 against Rs. 10,00,594 in the previous year, showing a net decrease of Rs. 3,879 due to defaults in payment of instalments of fees by licensed vendors. The number of shops was the same as last year, viz., 733, while that of licenses held by medical practitioners, chemists and druggists rose from 872 to 962. The aggregate gross revenue on account of excise opium was Rs. 27,87,263 against Rs. 30,16,014 in the previous year.

8. The total number of offences against the Abkari Law was 2,269 against 2,103 in the previous year. Of the detected cases, 1,957 related to

liquor, 190 to hemp drugs and 122 to cocaine. Cases of illicit importation rose by 190, of illicit possession by 23 and of unlicensed sale by 22; but those of illicit distillation and other miscellaneous offences fell by 70 and 98, respectively. Cases relating to hemp drugs rose from 144 to 190. Cocaine cases advanced from 69 to 122 of which 119 were detected in Bombay City. The total number of convictions for drunkenness fell from 6,963 to 6,713. Offences under the Opium Act decreased by 191 from 756 to 565. Of these, 526 were in British districts and 39 in Native States; the contraband opium seized being 2,257 seers in the former and 65 seers in the latter.

Financial results. 9. The total excise receipts of the Presidency proper amounted to Rs. 3,53,22,450 against Rs. 3,36,15,393 in the previous year, an advance of over Rs. 17,00,000. The total expenditure, including refunds and certain items of compensation, was Rs. 16,00,667 representing about $4\frac{1}{2}$ per cent. on the gross revenue of Rs. 3,53,22,450. The net revenue was thus Rs. 3,37,21,783 against Rs. 3,21,32,490 in the preceding year.

Local Committees. 10. Advisory committees continued in all the areas in which they previously existed.

2.—SIND.

Changes during the year. 1. The most important changes during the year were:—(1) raising of the excise duty on ganja from Rs. 12-8-0 to Rs. 15 per seer and (2) splitting up of the Land Frontier and River Frontier Excise divisions into three divisions, *viz.*, Lárkána, Mehar and Kambar.

Country spirit. 2. The consumption of country spirit increased from 198,162 to 216,723 proof gallons. The increase in consumption is attributed mainly to the large number of marriages which took place among Hindus in Hyderabad and Upper Sind (in anticipation of the ensuing Sinvhast year) and to the re-opening of six shops which were closed during the previous year for want of reasonable bids. The chief increases were contributed by the Lárkána district (7,670 proof gallons), Hyderabad district (6,720 proof gallons), Sukkur district (2,517 proof gallons) and Nawábsháh district (1,867 proof gallons). The rate of consumption per head of population was 2·96 drams (proof) against 2·71 drams (proof) in the preceding year.

Foreign liquors. 3. The total imports of foreign liquors amounted to 504,462 gallons as against 220,870 gallons in the previous year, showing the very large increase of 283,592 gallons. The most noteworthy increase was that of $2\frac{1}{2}$ lakhs of gallons under the head "fermented liquors" coming from the United Kingdom and Japan to meet the heavy demands by the Military department. The large increase in the imports was due to the favourable exchange and improved shipping facilities and to the removal of restrictions on bonded spirits in the United Kingdom: in fact, to a general reaction after the war. There were slight increases under wines, liqueurs and potable spirits. The sales of all kinds of foreign liquor exceeded the pre-war figures, the reasons reported being the increased taste for foreign liquors on the part of the more well-to-do classes, the rise in the price of the country spirit, which was very great especially in Karáchi, the large number of marriages and the stoppage of the supply of spiced country spirit.

Intoxicating drugs. 4. The consumption of bhang increased from 98,200 seers to 120,200 seers and of charas from 4,800 to 5,800 seers, while that of ganja decreased from 1,900 seers to 1,700 seers. The decline in the consumption of ganja is reported to be due to the enhancement of the duty, and to the cessation of smuggling by the Indian crews of outward bound vessels, while the increase in the sales of charas and bhang is attributed to the prosperous condition of the people and the rise in the prices of opium and ganja and, in the case of charas, also to the pushing of sales by the vendors. There was a decline of 293 seers in the sales of ganja at Karáchi town, while sales of charas increased in all districts except Thar Párkar.

Opium. 5. During the year 6,593 seers of opium were sold as compared with 7,760 seers in the previous year. The decrease of 1,167 seers was distributed over all districts except Thar Párkar and Sukkur, and includes 970 seers at Karáchi,

attributed partly to the stoppage of smuggling to foreign countries from the licensed shops in Karáchi, and partly to the rise in the selling prices due to the introduction of the auction system of disposing of the vend licenses. The *per capita* consumption was 0·15 tola against 0·18 tola in the preceding year.

6. During the year under report 128 cases under the Abkari Law (14 Offences. relating to liquor, 113 to intoxicating drugs and 1 to cocaine) and 68 under the Opium Act were tried.

7. The gross revenue for the year rose from Rs. 30,81,183 to Rs. 34,86,573 Financial results. and the net revenue from Rs. 29,49,865 to Rs. 33,26,518, very much the largest revenue yet received. The expenditure increased from Rs. 1,31,319 to Rs. 1,60,055.

3.—ADEN.

The gross receipts increased from Rs. 1,68,613 to Rs. 1,70,158. The quantity of opium sold decreased from 105½ seers to 83 seers and 21 tolas. During the year no offence against the Abkari Law was detected.

8.—Cotton Duties Act.

For details see the resumé of the Working of the Cotton Duties Act contained in the Report of the Sea-borne Trade and Customs Administration of the Bombay Presidency for 1919-20.

The number of cotton mills working in the Bombay Presidency was the same, as in the previous year, viz., 175. The output of woven goods rose from 276 to 306 million pounds, the increase being generally spread over all the various kinds of grey and coloured goods except tent cloth which showed a marked decrease. The production of cloth was consistent with the issues of previous years with the exception of the months of January and February 1920. This decrease was due to the strike of the operatives and the consequent difficulty of delivering goods from the mills and not due to any depression in the cloth market. After a decrease in the production of yarn for three successive years there was in the year under review an increase of 12 million pounds over the previous year. This was due partly to an improved demand for Indian yarn from China and Hongkong and the other markets and partly to its utilization on a more extended scale by the mills themselves for the weaving of their own cloth. The collection of duty rose by Rs. 16·47 lakhs to Rs. 1·33 crore while the amount of drawback paid fell by Rs. 97,000.

9.—Stamps.

For details see the Annual Report of the Stamp Department in the Bombay Presidency and Sind for the year 1919-20 and tables under Stamps printed in Part IV (b) of the Statistics of British India.

1.—PRESIDENCY PROPER.

1. The total realizations rose from Rs. 99,27,217* to Rs. 1,41,34,685.* Revenue and expenditure. This is the highest figure ever reached and represents an increase of Rs. 42,07,468 or 42·4 per cent. The receipts under the Stamp Act rose from Rs. 52,71,082 to Rs. 82,29,929† and those under the Court Fees Act from Rs. 43,26,135 to Rs. 55,74,756. The increase was mainly contributed by impressed stamps, and labels and special adhesive stamps which showed an advance of Rs. 15,80,375, and by share transfer stamps which showed an advance of Rs. 10,05,704. The total expenditure rose from Rs. 3,20,209 to Rs. 4,27,807. The percentage of gross charges to gross receipts was 3·03.

2. The number of licensed stamp vendors fell from 809 to 796 but the Stamp vendors, discount paid rose from Rs. 1,26,481 to Rs. 1,64,258.

3. The number of cases dealt with by the Courts and the Collectors Impounded docu-
ments, etc. increased from 2,922 to 3,441 and the total duty and penalty realized from Rs. 95,922 to Rs. 1,00,099.

4. There were 5 prosecutions implicating 7 persons all of whom were con- Prosecutions. victed and sentenced to pay fines aggregating Rs. 265.

*Includes Rs. 3,30,000, being the provincial share of the sale proceeds of unified stamps credited to non-postal revenue.

†Excludes Rs. 3,30,000, being the provincial share of the sale proceeds of unified stamps credited to non-postal revenue.

Estate duty.

5. There were 549 cases of valuation of estates before the Collectors under section 19-H of the Court Fees Act. Inquiries were completed in 507 cases, which resulted in the recovery of Rs. 17,935 as additional duty. No penalties were imposed.

2.—SIND.

Revenue and
expenditure.

1. The gross revenue increased from Rs. 18,25,572 to Rs. 18,97,399, the receipts from Karachi City bringing in 50 per cent. of the total. Receipts from special adhesive stamps increased by Rs. 70,629, while those from court fee stamps and foreign bill stamps decreased by Rs. 38,311 and Rs. 24,903, respectively.

Stamp vendors.

2. The number of licensed stamp vendors increased from 318 to 354 and the amount of discount paid from Rs. 21,927 to Rs. 26,225.

Impounded
ments, etc. docu-

3. The number of cases dealt with fell from 400 to 378 and the amount of duty and penalties recovered from Rs. 16,444 to Rs. 3,249.

Prosecutions.

4. Four persons were prosecuted, of whom one was convicted and sentenced to pay a fine of Rs. 10, and 2 were acquitted. One case was compounded.

Estate duty.

5. Thirty-three inquiries resulted in the recovery of Rs. 1,207 as additional duty.

10.—Income-tax.

For details see the Annual Report of Income-tax and tables under Income-tax printed in Part IV (b) of the Statistics of British India.

The Indian Income Tax Act, 1918, was amended in 1919-1920, so as to give relief to persons with small incomes who were seriously affected by the great rise in prices. The minimum limit of taxable incomes was raised from Rs. 1,000 to Rs. 2,000 per annum with effect from 1st April 1919. The exemption of incomes below Rs. 2,000 from the tax obviated the necessity for any summary assessment procedure, which was accordingly abolished.

2. The net collection of the tax sank from Rs. 2,58,31,264 for the preceding year to Rs. 2,15,89,702. The refunds granted under section 37 of the Act of 1918 amount to Rs. 1,96,897 against Rs. 47,839 in 1918-19 under the same section.

3. The total demand under the Excess Profits Duty Act, 1919, was Rs. 4,80,17,723, out of which Rs. 3,07,17,346 were collected during 1919-20.

11.—Local Funds.

1.—DISTRICT FUNDS.

Receipts
charges.

and

1. Receipts increased from Rs. 1,09,98,405 to Rs. 1,45,74,944 and disbursements from Rs. 1,09,04,471 to Rs. 1,36,58,694. The closing balance rose from Rs. 33,01,768 to Rs. 42,05,647.

Audit.

2. The accounts of all district local boards, with the exception of Sholapur, were audited upto 31st March 1919. All the funds are solvent.

2.—OTHER FUNDS.

Cantonment funds.

1. Cantonment funds, including cantonment hospital funds, had an opening balance of Rs. 2,52,504 and a closing balance of Rs. 2,36,823. Receipts increased from Rs. 12,32,040 to Rs. 12,95,213 and disbursements from Rs. 12,23,253 to Rs. 13,10,894. All the accounts were audited upto 31st March 1919.

Mounted police
funds.

2. Receipts increased from Rs. 1,56,248 to Rs. 1,83,848, while disbursements fell from Rs. 1,85,419 to Rs. 1,80,361. The closing balance stood at Rs. 84,554 as against Rs. 73,985 for the previous year. All the accounts, with the exception of Sádra mounted police fund, were audited upto 31st March 1919.

3. Receipts fell from Rs. 2,39,532 to Rs. 2,20,142, while the charge increased from Rs. 1,63,857 to Rs. 3,69,624. The closing balance was Rs. 42,640 as compared with Rs. 1,85,064 for the previous year. Audit was completed upto 31st March 1919.

4. The receipts of the two funds under this head fell from Rs. 32,792 to Rs. 28,520 and the charges from Rs. 32,132 to Rs. 30,055. The total of the closing balances of the funds was Rs. 13,202 as against Rs. 14,738 for the previous year.

5. The aggregate receipts and charges of the station and agency funds and various other minor funds which fall under this head, rose from Rs. 16,80,549 and Rs. 16,00,188 to Rs. 22,92,998 and Rs. 22,37,855 respectively. With the exception of the Sadra and Palanpur Agency General Funds, the accounts of all other Funds were audited upto 31st March 1919.

CHAPTER VI.

VITAL STATISTICS AND MEDICAL RELIEF.

I.—Births and Deaths.

For details see the Annual Report of the Sanitary Commissioner for the Government of Bombay for 1919.

Europeans.

1. Among the civil European population 291 births and 329 deaths were recorded as against 388 and 415 in 1918, giving a birth-rate of 9·64 *per mille* as against 12·85 in 1918 and a death-rate of 10·90 against 13·74.

Anglo-Indians.

2. Among Anglo-Indians 162 births and 215 deaths were registered against 165 and 223 in 1918. The birth and death ratios *per mille* were 18·20 and 24·15, respectively, compared with 18·54 and 25·05 in 1918.

Indians.

3. Among Indians, births registered numbered 546,460, showing a decrease of 72,764 on the preceding year's figure and 144,114 less than the decennial mean. The birth-rate was 27·90 *per mille* as against 31·61. For every 100 females, 109·16 males were born. Still-births numbered 9,159 as against 11,482 in 1918. Six hundred and thirty-seven thousand one hundred and seventy deaths were registered against 1,724,674 in 1918 (influenza year), and 709,078, the decennial mean; 111·25 males died for every 100 females. The death-rate was 32·53 *per mille* against 88·05 in 1918 and a decennial mean of 36·20, and exceeded the birth-rate by 4·63 *per mille*. In Bombay City the birth and death rates were 21·25 and 70·52, respectively. The infant mortality rate for the Presidency was 201·93 per 1,000 live births as against 286·93 in 1918. In Bombay City the rate was 657·19 as against 596·51 in 1918. The death-rate was lowest among both males and females between the ages of 10 and 15, being 10·73 in the case of males and 12·37 in that of females. The death-rate among Christians was 29·55 *per mille*, among Mahomedans 24·18, among Parsis 25·62, among Jains 21·36 and among Hindus 34·82.

Causes of death.

4. Of the deaths among Indians, which totalled 637,170, cholera was responsible for 51,551, small-pox for 6,232, plague for 9,626, fever for 274,759, dysentery and diarrhoea for 38,317 and respiratory diseases for 98,633.

The subjoined table shows the deaths in 1919 arranged according to causes and contrasted with the results for 1918 and the mean of the preceding five years.

	Means for 5 years 1914 to 1918.		1919.		1918.	
	Number.	Ratio per 1,000 of population.	Number.	Ratio per 1,000 of population.	Number.	Ratio per 1,000 of population.
Cholera	12,767	·65	51,551	2·63	8,634	·45
Small-pox	4,016	·20	6,232	·32	8,063	·41
Plague	77,148	3·94	9,626	·49	79,478	4·06
Fever	465,859	23·78	274,759	14·03	1,284,013	65·55
Dysentery and Diarrhoea	35,447	1·81	38,317	1·96	32,058	1·64
Respiratory Diseases	83,907	4·28	98,633	5·04	119,680	6·11
Injuries	7,858	·40	7,896	·40	7,761	·40
Other causes	165,954	8·47	150,156	7·67	184,787	9·43
All causes	852,956	43·53	637,170	32·54	1,724,674	88·05

2.—Emigration and Immigration.

For details see tables under Emigration printed in Part V of the Statistics of British India.

Movements by land.

1. The usual seasonal movement took place during the year. Káthiáwár and North Gujarát supplied labourers for mills and ginning factories and for

local board and municipal work in the districts of Broach and Surat. The latter district also received similar assistance from Mārwar. The usual number of labourers were employed in the Kopergaon taluka of the Ahmednagar district on the sugarcane crop while the failure of rain in the Nāsik district drove a large number of labourers to East Khándesh district who found ample work in gins and presses. The Tata and Railway works in the Mával taluka of the Poona district attracted about 10,000 people from Sátára, Sholápur and Nagar districts. Labourers from Goa and Sávantvádi went as usual to Kánara in search of work. Kachhis emigrated in a smaller number to Kárachi on account of good rains in Cutch and floods in Sind. Pathans and Bráhuís as usual went to some parts of Lárkána district in the winter season for agricultural and other labour. Bombay and other industrial centres received a large immigration of labourers from Ahmednagar, Poona, Sátára, Kánara, Kolába and Rátnagiri. Some 3,000 people, mostly Mahárs and Kolís, emigrated from Dindori taluka of the Nāsik district to Bombay to work in the mills as they were attracted by the high wages obtained there. Some Maráthas left Kánara for Mysore State, where waste lands were offered on favourable terms. With a view to check this emigration steps have been taken to grant lands on most favourable terms. Lárkána, Sukkur, Upper Sind Frontier and Nawábsháh districts were responsible for emigration on account of the *hijrat* movement in consequence of the Khilafat agitation. In Thar Párkar Tharis, who had left the previous year, returned owing to favourable conditions. From Nawábsháh some of the agriculturists and labouring classes migrated temporarily to Mir's territory in search of work.

2. Anand, Borsad, Broach, Ankleshwar, Surat and Kolába were responsible for migration to South Africa and other foreign parts to a small extent. The flow of labour to Basra from the Karáchi district continued on a smaller scale. The number of emigrants leaving the port of Bombay by sea under the Indian Emigration Act XVII of 1908 fell from 237 to 76, of whom 54 were engaged for the British Protectorate in Africa and 7 were engaged by Messrs. Mackinon Mackenzie & Co. for Uganda Railway. The number of emigrants who returned to Bombay was 246, of whom 227 came from British East Africa. This number included 211 persons registered at Karáchi. From Karáchi 145 persons went for work on the Uganda Railway. The operation of chapter XI of the Act has been suspended since 1918 in the case of artisans required by the Anglo-Persian Oil Company. The number returning from Persia was 121.

3.—Medical Relief.

For details see the Annual Report on the Civil Hospitals and Dispensaries under the Government of Bombay for the year 1919 and the tables under Hospitals printed in Part V of the Statistics of British India.

1. The total number of institutions rose during the year from 740 to 755. The classification of existing institutions was as follows:—State (public) 52; State (special) 26; Local and Municipal Funds 310; Private (aided) 17; Private (unaided) 295; and Railways 55.

2. The total number of patients treated increased from 2,584,249 to 2,392,259. In-patients, of whom 49,379 were cured and 7,780 died, numbered 75,045 as against 73,132, the percentage of mortality decreasing from 12.5 to 10.36. The total number of beds available rose from 6,680 to 6,823, while the daily average of patients occupying them decreased from 3,841.7 to 3,667.6. Out-patients decreased in number from 2,511,117 to 2,317,214 and the daily average attendance from 23,220.2 to 22,348.0.

3. Of the total number of patients treated, 17,671 were Europeans and Anglo-Indians, 1,527,496 Hindus, 719,634 Mahomedans and 127,458 others.

4. Amongst in-door patients the chief increases were in the figures for cholera, dysentery, malaria, tubercle of the lung, other tubercular diseases and injuries, white leprosy, small-pox and labour cases showed a substantial decrease. The number of malaria cases treated as out-door patients increased from 403,596 to 434,586. Out of 1,702 persons treated for small-pox, 694 were unvaccinated, 936 had been vaccinated in infancy, 14 in later life and 5 re-vaccinated, the vaccinal condition being unknown in 44 cases. The chief diseases among

out-patients were malaria, diseases of the eye and diseases of the digestive system.

- Surgical operations. 5. The number of surgical operations fell from 97,607 to 96,359. As a result of the operations 93,779 persons were cured and 1,041 relieved.
- Receipts. 6. The total income, exclusive of the opening cash balance, amounted to Rs. 33,77,712. Of this, Rs. 16,99,933 were contributed by Government, Rs. 3,35,118 by local funds and Rs. 6,48,948 by municipal funds. Subscriptions increased from Rs. 1,01,666 to Rs. 1,28,277. The several nursing associations contributed Rs. 1,54,637.
- Expenditure. 7. The total expenditure rose from Rs. 31,09,815 to Rs. 35,45,263. Deducting Rs. 2,19,645 remitted into the treasury on account of hospital fees, sale-proceeds of unserviceable articles, etc., and Rs. 24,300 invested during the year, the net cost rose from Rs. 28,55,937 to Rs. 33,01,318.
- Investments. 8. The invested capital stood at Rs. 10,47,047 at the beginning and Rs. 10,63,347 at the end of the year.

4.—Epidemic Diseases.

1.—PLAGUE.

- General. 1. The incidence of plague was less during the year under report than in any year since 1900. The greatest number recorded in any previous year was 281,269 in 1903 whilst during the year 1919 deaths from plague in the Presidency (including Aden and all Native States except Baroda) fell from 103,950 in the previous year to 12,706.
- Bombay City. 2. Plague was reported from Bombay City throughout the year, and the number of deaths totalled 697 against 1,133 in 1918, the maximum (255) being reached in the month of April.
- Karachi City. 3. In Karachi plague deaths were reported throughout the year, the number of deaths totalling 372 against 1,369 in 1918. The largest number occurred during May.
- Aden. 4. Aden was quite free from plague during the year.
- Districts and Agencies. 5. All the districts with the exception of the Panch Maháls, Thar Párkár and Upper Sind Frontier, reported deaths, the most severely affected being Dhárwár, West Khándesh and Sátára. The Agencies and States in which the epidemic was severest were Kolhápúr State and Káthiáwár Agency.
- Europeans and Anglo-Indians. 6. Among Europeans and Anglo-Indians, there were 4 deaths from plague all of which occurred in Bombay City.
- Inoculation. 7. During the year only two temporary assistant surgeons were engaged specially in inoculation work, while the medical officers in charge of hospitals and dispensaries and private medical practitioners and others, helped in the operations. Twenty-eight thousand three hundred and seven inoculations were performed against 86,571 in the previous year. Of this number 2,787 were done in Bombay City, 685 in Karachi City, 9,632 in Dhárwár, 6,034 in West Khándesh, 1,642 in Bijápúr, 1,605 in Ahmednagar and 1,325 in Poona District. In the Native States 1,630 inoculations were reported as against 16,117 in the previous year.

2.—CHOLERA.

The epidemic was wide spread and the mortality, in most parts, the heaviest in any year of the last 20.

During the calendar year 1919 there were 51,551 deaths recorded as due to cholera, against 8,834 in 1918. The districts that suffered most were Kolába (8,187), Thána (6,465), Násik (4,025), Poona (3,757), Ahmednagar (3,755), Surat (2,607), West Khándesh (2,575), Sátára (2,345), Ratnágiri (2,255), Sholápúr (1,977), and East Khándesh (1,857). Bombay City recorded 8,420 deaths of which 8,171 occurred in January and February. The epidemic reached its height in July during which month 13,111 deaths were recorded. There was a lull towards the end of the year.

3.—SMALL-POX.

Deaths from small-pox numbered 6,232 as compared with 8,063 in 1918 and the decennial mean of 5,059. The districts severely affected were Sholapur, West Khándesh, Násik, Poona, Dhárwár, Lárkána and Kánara. In Bombay City 771 deaths were recorded as against 992 in 1918.

4.—INFLUENZA.

Influenza of a mild type occurred in a few villages and towns scattered over the districts of the Presidency. Severe cases of influenzal pneumonia were rare. Owing to the mildness of the epidemic inoculation was avoided by the people. The first and most serious outbreak occurred at Chandori, a village in the Niphád taluka of Násik district, on the 13th of August causing 185 cases and 57 deaths. This was followed by an outbreak at Sarolethadi, a village in the same taluka which returned 22 cases and 10 deaths. In the Presidency proper all the districts with the exception of East Khándesh and West Khándesh, Kolába, Broach and Kaira were affected but the infection was of a very mild type as compared with the previous year. In Sind the infection was chiefly confined to Karáchi City, where 984 deaths occurred. There were six deaths among Europeans in the Province. In Bombay City the total number of deaths from influenza recorded during the year was 1,942, of which seven were among Europeans and Anglo-Indians.

In the month of November while influenza was prevalent in Karáchi City a few cases of encephalitis lethargica were noticed. A careful investigation failed to elicit any conclusive evidence regarding the etiology of this disease.

5.—The Bombay Bacteriological Laboratory.

For details see the Annual Report of the Bombay Bacteriological Laboratory for 1919.

1. The output of anti-plague vaccine again decreased from 1,543,099 to 1,011,175 doses. There was an increase in the demand for the vaccine from the Central Provinces and Berar and from countries outside India, while the Bombay Presidency and all other parts of India including Native States show a decrease. Since the laboratory was opened in 1896, 18·85 million doses have been supplied. The plague epidemic which occurred in Bagdad during the year afforded an opportunity of testing the efficacy of anti-plague inoculation on a large scale under conditions of control which furnished figures of good statistical substantial value. The total number of inoculations in Bagdad, including 5,540 original inoculations done in December 1918, reached 82,558 or about 50 per cent. of the population. The total number of cases was 806 among the uninoculated and 65 among the inoculated and of deaths 638 uninoculated and 36 inoculated. In every case in which inoculation was performed a certificate was issued, and these certificates were greatly prized and carefully kept. The health department of the city of Bombay continued to send daily to the laboratory all rats found dead or caught alive within the municipal limits. Of the former, 3,94,420 were examined and 6,801 were found infected with plague.

2. Examinations were also conducted of pathological fluids and discharges, water and food-stuffs in a large number of cases. One hundred and eighty-two specimens of morbid tissues were examined for diagnosis, and 148 brains of dogs or other animals for rabies. Twenty-four poisonous snakes were received at the laboratory. In addition to the plague vaccine referred to above, large numbers of doses of other vaccines were prepared for cholera, leprosy, influenza, etc., for supply to military and other bodies in and out of India. The attention of the laboratory was also devoted to researches in connection with influenza.

3. During the period of the war important work was done in the laboratory with a view to extending help in quarters where it was urgently needed. For the Medical Stores, Bombay, the laboratory made glass bulbs containing a mixture of iodine and potassium iodine for field hospitals and special glass bulbs containing tincture of iodine for field shell dressing, etc., and did various kinds of testing work. The laboratory also supplied such material, equipment and trained staff as could be spared for the various war

hospitals in Bombay. On 22nd June 1916 the Director took over the duties connected with the supervision of the whole of the bacteriological work connected with the war hospitals in Bombay. All the laboratories attached to the war hospitals were equipped by the Bombay Bacteriological Laboratory. A number of medical officers in charge of laboratories in India and overseas sent cultures for identification. Besides, the laboratory prepared and supplied bacterial vaccines of different kinds to the troops in India and abroad amounting in all to nearly two million doses. Part of the Bombay Bacteriological Laboratory building was used as an Enteric Depôt for cases from the military hospitals with remarkable success.

6.—Lunatic Asylums.

For details see the Report on Lunatic Asylums under the Government of Bombay for the year 1919 and tables under Lunatic Asylums printed in Part V of the Statistics of British India.

- General. 1. The asylums were kept in good order and additional buildings were provided at certain institutions.
- Population. 2. The total number of inmates rose from 1,992 to 2,071, of whom 657 were admitted during the year. Re-admissions numbered 7 against 17 in the previous year. Of the 660 patients admitted during the year, 330 were Hindus, 206 Mahomedans, 65 Europeans and Anglo-Indians and 37 Indian Christians; 45 were under 20 years of age and 75 were over 40. Of the total number treated, 304 were discharged as cured and 125 were transferred to the care of friends.
- Types of insanity. 3. The principal types of insanity were idiocy (92), mania (979), melancholia (359), mental stupor (35), delusional insanity (238), insanity caused by *Cannabis Indica* (69) and dementia (244), the corresponding numbers for the previous year being 94, 948, 342, 88, 162, 69 and 244.
- Health. 4. The daily average of sick fell from 50·7 to 45·2. The number of deaths rose from 203 to 216. The general health of the patients was satisfactory except at Naupáda where there were epidemics of cholera and influenza.
- Financial. 5. The total expenditure rose from Rs. 4,69,184 to Rs. 5,73,086. Receipts from paying patients increased from Rs. 67,772 to Rs. 72,839. The increase in the expenditure was due to the increased amounts expended on buildings and the higher charges incurred for establishments, diet and clothing.

7.—Acworth Leper Asylum, Matunga.

- General. 1. The Asylum was founded in the year 1890 by Mr. H. A. Acworth, C.I.E., I C.S., who was then Municipal Commissioner for the City of Bombay, from public donations, and provides accommodation for the segregation of 364 pauper Indian lepers.
- Population. 2. The total number of persons treated in the asylum during 1919 was 640 of which 436 were males, 198 females, and 6 children. Out of these, 1 was an Anglo-Indian, 475 Hindus, 58 Mahomedans and 106 Native Christians. One hundred and twenty-one deaths occurred during the year.
- Financial. 3. The cost of maintaining lepers who are not residents of Bombay is borne by Government, and that of maintaining Bombay lepers by the municipality. The other sources of income are the garden and the sewage farm and occasional subscriptions. The total expenditure during the year amounted to Rs. 1,25,763.

8.—Sanitation.

For details see the Annual Report of the Sanitary Commissioner for the Government of Bombay for the year 1919.

- District municipal-
ties. 1. There were 157 municipalities with an aggregate population of 2,384,505. Their total income (excluding Viramgam, the records of which town were destroyed during the recent riots) amounted to Rs. 1,58,30,947,

of which Rs. 58,83,927 were spent in improving water-supply, drainage, conservancy and other measures for promoting public health within municipal limits.

2. There were 26 district and 219 taluka local boards with an aggregate income of Rs. 88,49,132, out of which Rs. 3,44,448 were spent on works connected with public health. Local boards.

3. The Bombay Sanitation Act of 1889 was in force in 538 villages, an increase of 33 on the previous year. Sanitary Inspection Books are now maintained in 1,585 selected villages, entries in which are made from time to time by the officers of the Sanitary Department. Village sanitation.

4. The religious fairs at Vautha in the Dholka taluka of Ahmedabad district and Shukaltirth in Broach district were held during the first week of November 1919, at which 1,00,000 and 35,000 pilgrims, respectively, assembled. At Dákor, the chief pilgrim centre in the Gujarát Registration district, an epidemic of cholera broke out, infection spreading to Anand, Kasur, Umreth and Surali. In the month of July the Alandi Pálkhi became infected while passing through Bhor and Phaltan States. Infection was thus carried into Pandharpur. As a result of treating the water-supply at Pandharpur with permanganate the epidemic was brought under control and only a few villages were infected by the out-going pilgrims. In the Southern Registration district three villages were invaded by influenza as a result of importation of infection from pilgrim centres, namely, Dharmatti of Gokak taluka infected from Kodali in the Kolhápúr State and Halsangi of the Indi taluka from Pandharpur and Hirekop of Nágund peta also from Pandharpur. Pilgrim centres.

5. Famine relief camps were opened in the Panch Maháls, Poona, Sátára and Ahmednagar districts. Returns received from 23 relief camp hospitals showed that 3,109 in-patients and 20,551 out-patients were treated. There were 5 poor-houses, in which 1,427 patients were treated. Cholera was first introduced at the Sheogaon famine relief works in the Ahmednagar district from the Nizam's State. It also appeared in the other famine works in Ahmednagar and Poona districts but was quickly brought under control. Measures were taken to disinfect water-supplies on a wide scale. Famine.

6. The constitution of the Sanitary Board remained unchanged. The whole of the amount of Rs. 1 lách, placed at the disposal of the Sanitary Board, was distributed for minor sanitary schemes throughout the Presidency and Sind. Grants amounting to Rs. 91,081 were made by Government for sanitary work in certain municipalities. A number of water-supplies and drainage works were in progress or completed during the year. Eighty projects, including minor sanitary schemes, were under investigation. Borings for artesian water-supplies were in progress during the year at Kaira, Dholera, Bávla and Nadiád. Borings at Ránebennur near Huletti on Hirekari Nálla, Jalgaon, Sholápúr and Poona were put down to ascertain the possibilities of water-supplies or to test for foundations. The staff under the Sanitary Engineer reduced during the war remained so. With the cessation of hostilities some of the long deferred schemes will be taken in hand though revision of the cost will be necessary. Sanitary Board.

7. At the port of Bombay 1,348 vessels altogether with crew and passengers numbering 430,786 were examined as against 1,268 vessels with 477,443 crew and passengers during the preceding year. The clothing, bedding and other articles of 125,649 members of the crews and passengers of out-going and in-coming vessels and of members of crews of vessels lying in the port were disinfected. Of these, 99,181 were Asiatic or African members of the crews or third class or deck European or non-European passengers or pilgrims, who left the port of Bombay for ports out of India, and 26,468 were members of crews, troops or passengers who arrived by vessels on which cases of infectious disease had occurred. In addition, 2,187 baggage coolies and stevedores' men were disinfected in order to enable certain vessels to work cargo as early as possible after medical inspection and disinfection of their crews and passengers. One hundred and seventy-six vessels on which cases of infectious diseases had occurred were disinfected and nine vessels which carried pilgrims to Jeddah were thoroughly cleansed and freed from Inspection of vessels.

rats by means of sulphur dioxide gas generated in a Clayton apparatus. Besides the 9 out-going pilgrim ships, 20 in-coming and 32 out-going vessels were fumigated. At Karáchi 1,030 out-going vessels and country-boats were inspected and given bills of health while 54 in-coming vessels and country-boats were inspected for the existence of infectious disease. The corresponding numbers in the previous year were 2,139 and 96. Of the 126,027 members of the crews and passengers medically inspected on arrival and departure, 43,707 persons had their clothing, bedding and other articles disinfected. At Aden 1,138 steamers and rigged vessels were granted bills of health.

Pilgrim traffic.

8. The pilgrimage during the year under report was an Akbári Háj and it was the first Háj since the war which was under more or less normal conditions. Had it not been for the outbreak of the Afghan war, the out-going number would have been much greater. During the year the ports of Bombay and Karáchi were open for the embarkation of Mahomedan pilgrims to Mecca *via* Jeddah. Nine vessels with 9,218 and 4 vessels with 2,903 pilgrims on board left Bombay and Karáchi, respectively, after disinfection and freeing from rats. All the pilgrims were subjected to a careful medical examination and disinfection of clothes and bedding, while 9,001 were vaccinated at the port of Bombay. During the year 9,100 and 2,569 pilgrims, including a number who had left Bombay and Karáchi in the previous years, arrived from Jeddah in 11 and 4 vessels, respectively. Seventy-one deaths occurred at sea among the returning pilgrims. The Bombay Háj Committee held 14 meetings during the year.

9.—Vaccination.

For details see Triennial Report on Vaccination in the Bombay Presidency for the years 1917-18, 1918-19 and 1919-20.

Total number of persons primarily vaccinated and re-vaccinated.

1. During the year 1919-20 there were 611,050 persons primarily vaccinated and 107,383 re-vaccinated against 600,540 and 79,195, respectively, in the previous year showing an increase of 1.75 per cent. in the case of primary vaccination and 35.59 per cent. in the case of re-vaccination. Out of 55,042 villages in the Presidency, 50,527 were visited by the vaccinators.

Results.

2. Of the primary vaccinations, 5,51,542 or 90.26 per cent were successful. Excluding 56,781 in which the results were unknown, the percentage of success was 99.47 against 99.63 in the previous year. Of the re-vaccinations, 37,513 or 34.93 per cent. were successful. Excluding unknown cases the percentage of success was 55.79 as against 58.14 in the previous year.

Expenditure.

3. The total cost of vaccination was Rs. 5,16,933 against Rs. 3,87,280 in the previous year. The average cost of each successful case was annas fourteen and pies two against annas ten and pies nine in the preceding year.

Belgaum Vaccine Institute.

4. During the year 1,491,325 doses of vaccine lymph were distributed as against 1,496,620 in the previous year. Of these, 382,675 were supplied to the military authorities. The total expenditure amounted to Rs. 59,089 against Rs. 42,447 in 1918.

10.—Veterinary.

For details see the Annual Administration Report of the Civil Veterinary Department in the Bombay Presidency including Sind for the year 1919-20.

Contagious diseases.

1. During the year contagious diseases were reported from all the districts of the Presidency proper and Bombay City. The number of deaths reported fell from 10,550 to 8,647, owing to a decline in the mortality from rinderpest. The mortality among equines increased from 157 to 175, surra accounting for 154 deaths of which 89 occurred in Thana, 42 in Kolaba, 12 in Nasik and 8 in Bombay City. Four horses died from glanders in Bombay City. Among bovines rinderpest accounted for 6,870 deaths as against 8,597, Ahmedabad, Kaira and Poona being the heaviest sufferers. Hæmorrhagic septicæmia caused 724 reported deaths as against 689 in the previous year, Kaira, Kolaba and Belgaum suffering the most. Black-quarter accounted for 214 deaths in six districts, 146 being reported from the Poona district.

Anthrax was reported from 12 districts and caused 283 deaths. Foot and mouth disease was prevalent in all districts except Kaira, Ahmednagar, Satara, Belgaum and Ratnagiri and resulted in 343 deaths as against 635. The number of inoculations against rinderpest fell from 26,836 to 24,432. Five thousand four hundred and forty-nine animals were inoculated against hæmorrhagic septicæmia. Inoculations against anthrax numbered 926 and vaccinations against black-quarter 101. Contagious diseases prevailed in the whole of Sind, but the number of deaths decreased from 4,125 to 1,688. Among equines the mortality rose from 67 to 109, surra alone accounting for 71. The number of deaths among bovines decreased from 3,185 to 712 and among other animals from 873 to 867.

2. Four new dispensaries were opened during the year in the Presidency ^{Veterinary institu-} proper, bringing the total up to 65. The number of patients treated at the ^{tions.} dispensaries increased from 75,366 to 90,800, while animals to which medicine only was supplied decreased from 61,060 to 59,664. The number of animals treated by veterinary assistants on tour, excluding castrations, decreased from 52,655 to 30,671. Inoculations increased from 29,509 to 31,223. In Sind the number of dispensaries was the same as last year, *viz.*, 15. The total number of patients treated at the dispensaries increased from 17,241 to 18,527, while medicine and advice was given in 3,821 cases in the absence of animals. The veterinary assistants visited 1,812 villages and treated 4,728 patients, excluding 26 castrations, as against 1,571 villages and 4,664 patients in the previous year. Inoculation of 1,672 animals was carried out as against 2,637.

3. In the Presidency proper the number of cases of glanders ^{Glanders and Farcy} detected fell from 7 to 4, of which 3 were clinical and 1 non-clinical. In ^{department.} Sind twenty-six cases of glanders, twenty-three from Karachi and three from Hyderabad, were detected and destroyed as against six cases reported from Karachi in the previous year. The number of horses imported fell from 7,968 to 5,141, of which 3,393 were imported from Persian Gulf ports, 863 from Egyptian ports, 444 from Australian ports and 329 from English ports.

4. Expenditure in the Presidency proper rose from Rs. 3,88,260 to ^{Expenditure.} Rs. 4,36,065, of which Rs. 1,04,961 were debited to local funds. In Sind the expenditure decreased from Rs. 1,27,204 to Rs. 1,24,505, of which Rs. 44,068 were chargeable to local funds.

CHAPTER VII.

INSTRUCTION.

1.—Education.

For—

General system of public instruction,

See—

General Administration Report for 1911-12, part II, pages 207-208.

For details see the Report of the Director of Public Instruction in the Bombay Presidency for 1919-20 and the Report of the Reformatory School at Yeravda for 1919; also tables under Education printed in Part VII of the Statistics of British India.

Number of institutions and pupils.

1. The total number of public educational institutions in British districts and Native States rose by 774 to 16,835, while that of private institutions fell by 250 to 2,076, giving a net increase of 524. Pupils increased in number by 68,687 to 1,153,489. The percentage of male scholars throughout the Presidency to the male population was 6·9, and that of females to female population 1·9. In the Native States the percentages were, respectively, 5·5 and 1·4. The number of scholars learning English rose by 1,869 to 115,231.

Distribution of pupils by race.

2. Brahmin and non-Brahmin Hindu pupils numbered, respectively, 153,461 and 682,962, Mahomedans 230,589, Indian Christians 27,456 and Parsis 16,680.

Distribution of Schools.

3. In British districts there were 13,467 public and 1,241 private institutions; and out of a total number of 26,258 towns and villages, 9,907 possessed schools, the average area served by each village with a school being 12·4 square miles. In Native States there were 3,368 public institutions and 835 private institutions; and out of 16,830 towns and villages, 2,795 possessed schools, the average area served being 26·4 square miles.

Expenditure.

4. The total expenditure on public instruction in British districts and in Native States rose, respectively, by Rs. 39,71,785 and Rs. 1,20,874 to Rs. 2,34,89,946 and Rs. 27,06,746. In British districts provincial funds contributed about 54 per cent. of the total cost; local funds, 4 per cent; municipal funds, 11 per cent; and fees, 16 per cent; primary schools absorbed nearly Rs. 1·14 crore, exclusive of expenditure on inspection, construction and repairs; and the expenditure on buildings, furniture and apparatus rose from nearly Rs. 11 lakhs to over Rs. 16 lakhs.

University.

5. The number of candidates for the School Leaving Certificate examination for the purpose of matriculation increased by 345 to 5,534, of whom 2,952 or 53·3 per cent. passed as against 47·6 in the previous year. For the Intermediate examination in Arts 1,452 appeared and 895 or 61·6 per cent. passed. The number passed at the B.A. examination was 722, of whom 312 took honours. There were 114 candidates for the B.Sc. examination, of whom 64 passed. At the M.A. 35 passed out of 68. In professional examinations, excluding the medical examinations, there were 350 successful candidates. The expenditure on the University (as distinct from individual colleges) was Rs. 3,68,329.

Arts colleges.

6. The total number of students in the ten Arts Colleges in British districts rose by 78 to 5,197 and the total expenditure from Rs. 8·63 lakhs to Rs. 10·07 lakhs.

Professional education.

7. The number of students at the Sydenham College of Commerce and Economics fell by 32 to 222. At the final Bachelor of Commerce examination 57 appeared, of whom 24 passed. The number of students at the Government Law School rose by 149 to 865. Out of 439 candidates who appeared at the final LL. B. examination, 234 passed. At the College of Engineering the

number of students decreased by 34 to 305, of whom 177 were University students, and 26 probationers; 102 belonged to the overseer Mechanical and Electrical Apprentices' classes. Out of 55 candidates who appeared for the B. E. examination, 36 were successful. The number of students at the Grant Medical College rose by 68 to 1,029. There were also three medical schools managed by Government and one private aided school containing in all 656 students and maintained at a cost of Rs. 1,13,270. Medical degrees were secured by 109 out of 240 candidates.

8. The number of students at the Bombay School of Art decreased by 46 to 325. Out of 5,879 candidates who appeared for various Art examinations 2,929 passed. In the Reay Art Workshops the attendance fell by 16 to 132. In the Pottery Department the average number of students in all the sections was 7. At the School of Drawing and Design, Ahmedabad, the number of students rose from 40 to 44, of whom 31 were *bona fide* craftsmen. Thirty-seven students attended the morning and 7 the evening class. The number of students at the Victoria Jubilee Technical Institute rose from 336 to 338. The number of students attending the 29 Technical and Industrial Schools in British districts (excluding the School of Art) was 1,625 against 1,511 in the previous year. The expenditure on them rose by Rs. 37,375 to Rs. 4,07,056. Technical education.

9. The total number of public secondary schools rose by 7 to 734 and the number of pupils by 4,189 to 105,526. The total expenditure on these schools rose from Rs. 49 lakhs to Rs. 55 lakhs approximately. Secondary education-general.

10. Boys' high schools increased from 176 to 184 and the attendance from 58,503 to 62,387. The number of girls' schools rose from 42 to 47, and the attendance from 6,582 to 7,425. Moral instruction continues to be imparted in all Government secondary schools. High schools.

11. Middle schools for boys decreased from 465 to 460, and the attendance from 32,744 to 32,460. Girls' middle schools decreased by 1 to 43, and the attendance from 3,508 to 3,254. Middle schools.

12. The number of schools for Europeans and Anglo-Indians remained the same, *viz.*, 39, but the number of pupils fell from 4,625 to 4,515, of whom 3,818 were Europeans and Anglo-Indians. The total number of European and Anglo-Indian children receiving secondary education was 4,513. Secondary schools for Europeans and Anglo-Indians.

13. The total number of primary schools for boys increased by 589 to 14,086, and the number of pupils by 54,209 to 829,733. In British districts the schools rose by 605 to 11,252 and the pupils by 49,238 to 657,438 but in Native States the former fell by 16 to 2,834, while the latter increased by 4,971 to 172,295. The number of girls' schools increased by 141 to 1,770, and the attendance by 10,118 to 130,384. Making allowance for boys at girls' schools and girls at boys' schools, the total number of girls under instruction in primary schools in British districts was 157,965, showing an increase of 13,830. The number of pupils in the upper primary stage in British districts increased by 3,135 to 59,497, including 4,845 girls; the number of pupils in the lower primary stage reading printed books increased by 42,613 to 484,706, including 89,631 girls; and the number not reading printed books by 12,570 to 215,919 including 63,489 girls. The number of local fund and municipal board schools increased by 170 to 9,801, and that of pupils by 37,114 to 622,245. Aided schools increased by 645 to 2,781. Unaided schools fell by 71 to 98. Night schools numbered 173, showing an increase of 35 over the figure of the previous year, and the pupils attending them increased by 659 to 5,141. The total expenditure on primary schools in British districts and Native States rose by nearly Rs. 24 lakhs to over Rs. 128 lakhs. In British districts provincial funds contributed about Rs. 67 lakhs, local board funds Rs. 6 lakhs, municipal funds Rs. 25 lakhs and fees Rs. 5 lakhs. Out of 7,946 candidates at the Vernacular Final Examination 3,874 passed, among whom there were two girls. Primary education.

14. There were 28 training institutions for men with 2,244 students and 18 for women with 897 students. Of the training institutions for men, 26 with an enrolment of 2,167 were in British districts, 24 with an attendance Training schools.

of 2,105, under public management, and 2 with 62 pupils under private management; and 2 with an attendance of 77 were maintained by Native States. Of the women's training institutions, 5 with 393 students under public management and 12 with 458 pupils under private management were in British districts; and 1 with 46 students was maintained by a Native State.

Mahomedans.

15. The total number of Mahomedans under instruction rose by 21,558 to 230,589, of whom 36,313 attended private institutions against 37,761 in the previous year. The number of Mahomedan girls at school increased by 6,742 to 52,887. Of the pupils attending public institutions in British districts, 169 were in arts and 89 in professional colleges, 6,131 in secondary schools, 154,662 in primary schools, 414 in training institutions and 1,411 in other special schools.

Aboriginal and hill tribes.

16. The total number of pupils decreased by 1,901 to 17,964 owing to economic causes.

Depressed classes.

17. The number of pupils of depressed classes decreased under the same causes by 3,755 to 35,316.

Reformatory schools.

18. Attendance at the David Sassoon Industrial and Reformatory institution increased by 52 to 252. The Yeravda school is dealt with below.

Imperial grants.

19. The balance of Imperial and Darbar grants unspent at the end of the previous year was Rs. 43,41,590. No further grants were received during the year under report except the old recurring ones. The expenditure from these grants was Rs. 7,62,327 leaving a balance of Rs. 35,79,263 at the end of the year, of which only Rs. 13,55,178 remained unpledged.

YERAVDA REFORMATORY SCHOOL.

Numbers.

1. The year 1919 opened with 118 boys on the register (of whom 3 were employed outside on licenses) and closed with 139 (of whom 7 were serving out on licenses). The average daily number of inmates rose by 18 to 125. Of the 139 boys at the end of the year, 32 were 12 years of age, 20 under 14, 70 under 16 and the remaining 17 of or over 16 years.

Conduct.

2. The behaviour of the boys was, on the whole, as satisfactory as in the previous years. The total number of offences for the year was 21 of which a few only were serious.

Discharged juveniles.

3. Of the 22 juveniles discharged during the year, 9 had learnt agriculture and gardening, 6 carpentry, 3 smithy and 4 painting and varnishing. Of the 105 boys discharged during the preceding triennium, 83 were reported to be earning an honest livelihood, 2 had died, 5 were reconvicted and 15 could not be traced.

Licenses.

4. Three licenses were in force in the beginning of the year and 8 new licenses were issued. Of the licensed boys 1 was discharged on expiration of his term of detention, 1 escaped, and 2 being reported as unsuitable were brought back to the Reformatory.

Health.

5. The health of the inmates was good during the year. There was no epidemic of any sort. One inmate, however, died of pneumonia.

Industries.

6. The net profits rose from Rs. 674 to Rs. 825. Of the 139 inmates, 27 learnt carpentry, 19 black smith's work, 11 painting and varnishing, and 13 book-binding. Sixty-nine boys were employed in gardening.

Education.

7. Out of 63 boys examined under vernacular standards I to V, 45 passed. In the beginners' class 43 out of 60 did well.

Expenditure.

8. The net cost to Government of maintaining the institution rose by Rs. 8,819 to Rs. 32,404.

2.—Literature and the Press.

For details see tables under Printing Presses and Publications printed in Part VII of the Statistics of British India.

1.—BOOKS AND PERIODICALS.

The total number of publications registered during the year fell from 3,118 to 3,001, of which 1,720 were books and 1,281 issues of periodicals. Of the 1,720 books, 233 were written in English, 3 in Italian, 556 in Gujaráti, 119 in

Hindi, 26 in Kánarese, 320 in Maráthi, 101 in Sindhi, 61 in Urdu, 75 in classical languages, and 18 in various dialects such as Gurumukhi, Cutchhi and Deshwali, while 208 were bi-lingual or tri-lingual publications. The net decrease of 117 publications was chiefly under the heads miscellaneous (75), fiction (31) and history (26). On the other hand, the chief increases were under the heads language (24) and poetry (14).

2.—NEWSPAPERS.

1. At the close of the year there were in circulation 139 newspapers and 4 periodicals treating of current political topics as compared with 135 and 5, respectively, in 1918. Of the total number of 143 newspapers and periodicals, 37 were published in the City of Bombay, 20 in the Northern Division, 40 in the Central Division, 17 in the Southern Division, 19 in Sind and 10 in Native States. Bráhmíns edited 56 of these journals, other Hindus 51, Jains 3, Parsis 13, Mahomedans 13 and Christians 7. Of the newspapers, 13 were published in English, 47 in Maráthi, 18 in Gujaráti, 3 in Hindi, 5 in Kánarese, 2 in Urdu, 6 in Sindhi and 45 as bi-lingual or tri-lingual newspapers. Of the periodicals, 1 was published in Maráthi, 1 in Hindi and 2 in Gujaráti.

2. The most popular Anglo-vernacular newspaper was the *Gujarati* with a circulation of 18,500. Next in order stood the *Kaisar-i-Hind* with a circulation of 6,800, the *Jam-e-Jamshed* and the *Praja Mitra and Parsi* daily with 6,500 copies each and *Sanj Vartman* with 6,000 copies. The purely Maráthi papers were again headed by the *Kesari* with 30,000 readers and the *Chitramaya Jagat* with 12,000. Next in order comes the *Sandesh* with 8,000. Among the Gujaráti papers *Navjivan* has taken the first place with a circulation of 9,000, displacing the *Shri Sayaji Vijaya* which stood second with 4,500 copies. Among the Hindi papers *Shri Venkateshwar Samachar* (weekly) maintains its first place, its circulation increasing from 7,000 to 10,000 copies. The chief increases of circulation were provided by the *Shri Venkateshwar Samachar* (3,000), *Rajakaran* (2,600), *Hindusthan* daily (2,500), *Dnyan Prakash* weekly (2,000), *Chitramaya Jagat*, *Marathi* (2,000), *Kaisar-i-Hind* (1,400), *Hindusthan* weekly (1,400), *Vibhakar* (1,100), *Deshi Mitra* (1,100), *Dnyan Prakash* daily (1,000) and *Gujarati* (900). The *Sanj Vartman* shows a substantial decrease (1,000).

For—

Literary Societies,

See—

General Administration Report for 1911-12, part II, pages 211-212.

THE ROYAL ASIATIC SOCIETY (BOMBAY BRANCH).

During the year 73 new members joined the society. The total number of members at the close of the year rose from 408 to 427. The number of new books added to the library was 1,553, of which 242 were presented. The second part of the catalogue, which was in press during 1917, has not yet been issued. The number of coins added to the coin cabinet was 121. The society's journal contained eleven articles of special interest.

3.—Arts and Sciences.

1. The museum was open to the public on 308 days. The number of visitors rose from 954,483 to 1,140,800. Various additions were made to the museum collection either as gifts or by purchase, e.g. an ancient Egyptian glass, a medal struck for recruiting work done in India during the time of the late war, an article of underwear supposed to have been made of paper and used by the Germans and a large number of photographs of different persons and objects.

2. The number of visitors rose from 107,909 to 122,174, of whom 48,836 were women and children.

3. The report received from the society relates to the operations and the progress of the body for the period of eighteen months from the signing of the Armistice in November 1918 to the 1st August 1920. The work of

mammal survey was done by several members of the society and contributions on Scientific and Economic Biology and other subjects have appeared in the society's journal. The society has extended the scope of its work so as to include that of interesting the unlearned in the Natural History of India and indicating means by which a knowledge of Natural History can be of practical value to everyone in the country. Arrangements have also been made to help Indian students to obtain a more intimate knowledge of wild life in India by the introduction of descriptive charts and by lectures. Lists showing the distribution of birds in India have also been published. The society has further in hand a number of publications on various subjects including "Indian Ducks and their Allies," "Palms of British India and Ceylon."

CHAPTER VIII.

ARCHÆOLOGY.

Archæological Survey of India, Western Circle.

For details see the Progress Report of the Archæological Survey of India, Western Circle,
for the year ending 31st March 1920.

1. The museums of Rájkot, Bhávnagar, Junágad and Bhuj in Káthiáwár ^{Work done.} were inspected and notes with suggestions were sent to the respective Darbárs. The excavation of the temple discovered under the fort wall at Sholápur was commenced. The Director General of Archæology having deputed the Archæological Chemist in India to study the effect of alkaloids on ancient monuments, a visit was paid to Hyderabad (Sind) and Rohri for the purpose with that officer. A visit was paid to Khandágiri in Orissa to help in copying the Hathigumpha Inscription of Kharavela. Part of the touring season was spent in exploring the antiquities of the Nagood State in Central India and a portion of the territories of His Highness the Mahárája Holkar. In Nagood two new temples of the Gupta period were discovered, together with a number of remains of temples of the same period and a large collection of sculptures was made. Opportunity was taken to inspect a number of other places in this State. In Indore the northernmost districts of ancient Málva were thoroughly explored and numerous ancient monuments were brought to light and visits were paid to several other places in the State.
2. Halwád in the Dhrangadra State was visited at the request of the ^{Places visited.} Director General of Archæology and Seriska near Alwár at the request of the Alwar Darbár. Repeated visits were paid to Sholápur and Bijápur; Ahmedabad, Dholka, Prántij, Ránpur, Viramgám and Sarkhej in the Ahmedabad district; Hubli, Dambal, Unkal and Ránebennur in the Dhárwár district; Elephanta in the Kolába district; Tatta, Khudabad, Hyderabad and Rohri in Sind; and the Cambay State were also visited. Visits were paid to Junágad where a new Kshatrpa inscription had come to light; Sholápur where a temple of Shiva of the eleventh or twelfth century had been excavated; Dighi in East Khándesh; and Bijápur. Visits were paid to Cambay for the survey of Mahomadan inscriptions, and Tárápur in Cambay State; Bayana where the remains of a tenth century temple of Vishnu were found in a masjid; and a number of places in Sind. A few days were spent in visiting Banávasi in the Kánara district. The other places visited by the Superintendent were Chámpaner and Pávagad in the Panch Maháls district; Ahmednagar, Tisgaon, Pathárdi and Chandgaon in the Ahmednagar district; the Pándu Lena Caves in the Násik district; Rupbás in the Bharatpur State; and Dabháura and Chárkhari in Central India. The Assistant Superintendent did not tour as he was on leave during the greater part of the year.
3. During the year 31 additional monuments were declared to be protected ^{Protected monuments.} against 36 in the previous year. Agreements were entered into with the owners or trustees of three monuments in the Ahmedabad district for their protection.
4. The Superintendent contributed articles on "Kshatrpa Inscriptions" ^{Publications.} in the Rájkot Museum (in joint editorship with his Assistant) and on "Andhan Inscriptions of Rudradaman" to the *Epigraphia Indica*; on "A Seal of King Bháskaravarman of Pragjyotisha" found at Nalanda and "A Note on the Statues of Saisunaka Emperors" in the Calcutta Museum to the Journal of the Bihar and Orissa Research Society. Before proceeding on leave the Assistant Superintendent contributed an article on the "Maluha Tongi Inscription of the Vakataka King Prithivishena" to the *Epigraphia Indica*.
5. During the year under review Rs. 1,34,688 were spent on conservation ^{Expenditure.} work as against Rs. 36,548 in the previous year. Out of this sum Rs. 1,15,997 were spent on special repairs. The cost of the upkeep of the Superintendent's office decreased from Rs. 33,685 to Rs. 27,462.

CHAPTER IX.

MISCELLANEOUS.

1.—Ecclesiastical Jurisdiction.

For—

Ecclesiastical Jurisdiction (Decennial Review),

See—

General Administration Report for 1911-12, part II, pages 214-217.

1.—THE ESTABLISHED CHURCH OF ENGLAND.

Establishment.

1. The Right Reverend Edwin James Palmer, D.D., held the appointment of Bishop of Bombay up to 8th April and then went on leave on medical certificate for six months. The Reverend C. F. W. Hatchell, acting Archdeacon of Bombay, held charge of the Diocese until the return of the Lord Bishop. The number of chaplains was 26 including 3 temporary chaplains. The total clerical establishment increased from 100 to 104.

Bishop's tour of visitation.

2. During the year the Bishop visited Mount Abu, Panchgani, Ahmednagar, Igatpuri, Gadag, Hubli, Miraj, Poona, Bhusaval and Belgaum, and the Venerable Archdeacon Hatchell visited Ahmedabad and Poona.

Confirmations and ordinations.

3. The number of confirmations fell from 658 to 547. There was one ordination at Christ Church, Byculla.

2.—THE ESTABLISHED CHURCH OF SCOTLAND.

The chaplain on the regular establishment at Poona ministered to Kirkee. The chaplaincy at Quetta was in abeyance. The Additional Clergy Society maintained a chaplaincy at Mhow, and there were acting chaplains at Nasirabad, Deesa, Belgaum and Aden.

2.—Stationery.

General.

1. The year opened with a balance of stock valued at Rs. 2,97,054. Receipts amounted to Rs. 9,23,398, of which Rs. 3,76,109 represented the value of purchases made in India. Issues aggregated Rs. 8,88,973, the share of imperial departments being Rs. 4,18,739 and that of provincial and local departments being Rs. 4,02,355. The closing balance rose from Rs. 2,97,054 to Rs. 3,31,479.

Indian manufactures.

2. During the war owing to want of raw materials in England and exorbitant freight charges, blotting paper, typewriter paper and foolscap paper were obtained from Bengal. Demi-official superior envelopes and roneo-impression papers were obtained from the Bengal and Bombay Mills, respectively. Writing ink manufactured by a company in Bombay was tested by the Chemical Analyser to Government, Bombay, and was found to be satisfactory and was supplied for use in Government offices. Red ink glasses of Indian manufacture were supplied by a firm in Calcutta. Pencils manufactured in Madras were found generally good. No firm in India is able to manufacture suitable penholders. The manufacture of Indian cutlery was much improved and superior pocket and desk knives and superior kinds of scissors were obtained from several manufacturers in Northern India and were found to be suitable substitutes for imported articles. Cotton tags of various sizes and descriptions were obtained from different manufacturers in India and the articles supplied were found to be more or less satisfactory. Nibs of country manufacture were partially introduced.

Economy.

3. With a view to save wastage in the use of demi-official papers, it was decided to dispense with the use of double sheets and to supply single sheets. Cheap badami paper of country manufacture was partially supplied for ordinary type written matter as a substitute for a superior white foolscap paper. The instructions issued regarding the need for stringent economy in the use of certain articles of stationery were strictly enforced.

3.—Printing.**1.—GOVERNMENT CENTRAL PRESS, BOMBAY.**

The cost of production rose from Rs. 2,98,209 to Rs. 3,64,037. Expenditure, including depreciation and a book charge for rent, increased by Rs. 69,861 to Rs. 3,93,514. The total value of work done for Government officers and departments was Rs. 5,06,441.

2.—YERAVDA PRISON PRESS, POONA.

The cost of production rose from Rs. 71,140 to Rs. 89,603. Expenditure increased from Rs. 1,41,672 to Rs. 1,68,768. The total value of work done for Government officers and departments rose from Rs. 3,39,023 to Rs. 4,49,195.

3.—GOVERNMENT PRINTING PRESS, KARACHI.

The cost of production rose from Rs. 68,834 to Rs. 69,298. The total earnings fell from Rs. 1,97,654 to Rs. 1,77,703 and the expenditure rose from Rs. 79,612 to Rs. 81,539. The total value of work done for Government officers and departments fell from Rs. 1,45,310 to Rs. 1,40,168.

4.—GOVERNMENT BOOK DEPÔT, POONA.

The total cash receipts rose from Rs. 12,890 to Rs. 15,903, and the amounts paid into treasuries fell from Rs. 5,279 to Rs. 4,586. The value of official publications supplied to agents was Rs. 11,299 against Rs. 10,517 in the preceding year. The commission allowed to them increased from Rs. 3,398 to Rs. 3,674.

5.—GOVERNMENT PHOTOZINCOGRAPHIC DEPARTMENT, POONA.

The work turned out by the department during the financial year ending 31st March 1920 consisted of 235,444 machine pulls costing Rs. 12,114 and 21,470 hand pulls costing Rs. 6,141.

4.—General Miscellaneous.**1.—THE WAR RELIEF FUNDS.**

The necessity of further war relief funds ceased on the cessation of hostilities in October 1918 and the balances of the funds already collected by the Bombay Presidency Branch of the Indian War Relief Fund and by the Women's Branch of it, were diverted (a) to objects connected with the relief of those who had taken an active part in the great struggle and of the families of those who had laid down their lives for the restoration of peace and (b) to the grant of gifts and mementos. From the residue of the funds, Rs. 15,00,000 were sent to the Viceroy's Fund, Rs. 6,000 to the Bombay Presidency Famine Relief Fund and the remainder about Rs. 3,70,000 retained in hand.

2.—TROOPS RECEPTION FUND.

The Troops Reception Fund was inaugurated in November 1918 for welcoming returning Indian troops from service overseas and to speed departing British troops on their way to the United Kingdom for demobilization. The work was carried out by a committee with the help of lady workers from all communities. British and Indian soldiers received parting gifts and personal welcome from Bombay ladies on behalf of the whole of India. The funds of the Committee amounted to about three lakhs, of which the Bombay Presidency War and Relief Fund contributed Rs. 2,10,000, His Excellency the Viceroy Rs. 30,000, Madras Post-War Fund Rs. 30,000, and the Government of India, Army Department, Rs. 30,000. The Women's Branch of the Bombay Presidency War and Relief Fund also contributed Rs. 60,000 for the purchase of gifts. The expenditure amounted to about Rs. 2,25,000, the balance of Rs. 75,000 being set apart for the entertainment of Indian units which had still to return. A sum of Rs. 25,000 was set aside for the entertainment of repatriated Kut prisoners of war. The numbers of men dealt with were 80,000 British troops and 90,000 Indian troops.

CHECKED
2006-07

3.—RE-SETTLEMENT COMMITTEES FOR THE DEMOBILIZED.

Bombay.

1. During the year the Bombay Committee continued its efforts for assisting British and Anglo-Indian ranks of the British and Indian Armies who on demobilization were desirous of securing employment in India and received hearty co-operation from employers. The Committee has since been dissolved.

Sind.

2. The Sind Committee continued its work on similar lines, but its appeals to the mercantile houses and other employers of labour met with no great measure of success. The Committee has since been dissolved.

4.—PEACE CELEBRATIONS.

On the signing of the Treaty of Peace at Versailles steps were taken in all parts of the Presidency, including Native States, to collect funds with the object of celebrating the occasion in a befitting manner. In Bombay City a sum of Rs. 1,39,760 was collected, out of which Rs. 87,530 were expended for peace celebration purposes. It was decided to utilize the balance for the benefit of British and Indian sailors and soldiers.

5.—BOMBAY SMOKE-NUISANCES COMMISSION.

The chief and assistant inspectors took 5,731 observations as against 2,590 in the previous year and visited 2,181 factories, etc., as against 1,322. The number of tests made was 543. The average emission of smoke of high density increased from an amount represented by 1.144 minutes per hour to 1.254. During the year 890 reports, 20 intimations and 8 warnings were issued. No fireman appeared for examination during the year.

6.—SOCIETY FOR THE PREVENTION OF CRUELTY TO ANIMALS.

For details see the Annual Report of the Society for the year 1919.

The number of cases of cruelty to animals prosecuted by the agents of the Society was 6,798. Animals cruelly treated numbered 7,753, of which 971 were horses, 6,268 bullocks, 25 buffaloes and 304 fowls. In 6,495 cases the accused were fined, in 1 case the accused was sentenced to two months' rigorous imprisonment, in 2 cases to rigorous imprisonment for one month each, in 4 cases to rigorous imprisonment for periods varying from one to three weeks, in 3 cases to simple imprisonment for periods varying from one to fifteen days and in 263 cases the accused were warned and discharged. In 1,016 cases the animals cruelly treated were sent to the Bai Sakarbai Dinshaw Petit Hospital for treatment, while in 18 cases they were found to be suffering from incurable diseases and sent to the Pinjrapole. The whole of the fines levied in cruelty cases prosecuted by the Society's agents is granted to the Society after deducting certain charges. The amount received by the Society from Government in 1919 was Rs. 25,948. The total receipts, including fines and subscriptions and donations (Rs. 917), amounted to Rs. 27,474 and the total expenditure to Rs. 25,292. The closing balance amounted to Rs. 20,401, of which Rs. 9,000 were invested.

7/6