

# CENSUS OF INDIA, 1911.

---

VOLUME XVI.

---

**BARODA.**

---

PART I.

*REPORT.*

BY

RAO BAHADUR  
GOVINDBHAI H. DESAI, B.A., LL.B.,  
SUPERINTENDENT OF CENSUS OPERATIONS,  
BARODA STATE.



Bombay:

PRINTED AT THE TIMES PRESS.

1911.

---

Price—*Ind. ed.*, Rs. 5 ; *Eng. ed.*, 6s. 8d.

# TABLE OF CONTENTS.

Introduction ... ..	I—VI
<b>CHAPTER I—DISTRIBUTION OF POPULATION.</b>	
General description of Baroda State—Area, population and density—Towns and villages—Houses and house-room—Baroda City ... ..	1— 24
<i>Subsidiary Tables</i> ... ..	25— 26
<b>CHAPTER II—MOVEMENT OF POPULATION.</b>	
Introductory remarks—Forces causing variation in population—Conditions of the decade—Normal rate of increase—Expected and actual variation—Baroda Division, Kadi Division, Navsari Division, Amreli Division—Progress in each district compared—Summary ... ..	27— 39
<i>Subsidiary Tables</i> ... ..	40— 41
<b>CHAPTER III—BIRTH-PLACE.</b>	
Object of discussion—Types of migration—Immigration—Emigration—Comparison with previous Censuses ... ..	42— 48
<i>Subsidiary Tables</i> ... ..	49— 51
<b>CHAPTER IV—RELIGION.</b>	
Part I, Statistical—Distribution and variation since 1901—Part II, Descriptive—Hindu religious beliefs and practices—Hindu sects—Hindu sadhus—Jainism—Gujarat Musalmans—Fakirs—Parsism—External characteristics of the main religions ... ..	52—106
<i>Subsidiary Tables</i> ... ..	107—111
<b>CHAPTER V—AGE.</b>	
Inaccuracy of the return—Its utility—Mean age—Death and birth-rates—Age distribution—Fecundity in different divisions and religions ... ..	112—119
<i>Subsidiary Tables</i> ... ..	120—130
<b>CHAPTER VI—SEX.</b>	
General proportion of the sexes—Proportions in different divisions, religions and castes—Proportion at different ages—Comparison with other countries—Causes of higher female mortality—Effect of paucity of females—Causes influencing sex ... ..	132—139
<i>Subsidiary Tables</i> ... ..	140—143
<b>CHAPTER VII—CIVIL CONDITION.</b>	
Contrast between India and Europe—General proportion of the statistics—Local variations—Variations in different religions—Early marriage—Social legislation—Widow marriage—Divorce—Polygamy—Polyandry—Hypergamy—Endogamy—Exogamy—Marriage customs and ceremonies—Hindus—Animistics—Mahomedans—Parsis—Curious marriage customs—Birth customs—Terms of relationship ... ..	144—184
<i>Subsidiary Tables</i> ... ..	185—193
<b>CHAPTER VIII—EDUCATION.</b>	
General review—Distribution by locality—by religion—by caste—English education—Comparison with previous Censuses—Comparison with other Provinces—Progress of education in Baroda—Compulsory education—Newspapers—Books—Libraries ... ..	194—205
<i>Subsidiary Tables</i> ... ..	206—210
<b>CHAPTER IX—LANGUAGE.</b>	
Languages spoken—Numbers speaking different languages—Gujarati language and literature—Dialects of Gujarati—Bhil dialects—Urdu—Marathi—Other languages—Common script—Caste and language ... ..	210—219
<i>Subsidiary Tables</i> ... ..	220—221
<b>CHAPTER X—INFIRMITIES.</b>	
Insanity—Deaf-mutism—Blindness—Leprosy ... ..	222—233
<i>Subsidiary Tables</i> ... ..	234—235
<b>CHAPTER XI—CASTE.</b>	
Accuracy of the return—The origin of castes—Definition of caste—Caste by race—Caste by anthropometry—Melanoglossia—Caste and religion—New castes—Types of castes—Origin of sub-castes—Caste government—Caste control by Hindu Rajas—Caste restrictions—Social intercourse—Modern disintegrating tendencies—Attitude towards the depressed classes—Caste among Jains—Caste among Musalmans—Castes in proverbs—Classification of castes—Distribution and comparison with past Censuses—Changes in material condition ... ..	236—275
<i>Subsidiary Tables</i> ... ..	276—280
Appendix—Glossary of Castes, Tribes and Races ... ..	281—322
<b>CHAPTER XII—OCCUPATION.</b>	
Scope and accuracy of the return—System of classification—General features of the return—Rural occupations—Occupations in the City of Baroda—Workers and dependants—Agricultural occupations—Occupations combined with agriculture—Non-agricultural occupations—Industry—Statistics of Industries in factories—Trade—Public force—Public administration—Professions and liberal arts—Other occupations—Occupation by religion—Occupation by caste ... ..	323—346
<i>Subsidiary Tables</i> ... ..	347—362
Index ... ..	I—VII



## LIST OF ILLUSTRATIONS.

### HINDU SADHUS.

1. Brahmachari (Shaiva).
2. Dandi ( „ ).
3. Paramahansa ( „ ).
4. Sadhu (Ramanuji).
5. Achari (Ramanandi).
6. Khakhi ( „ ).
7. Brahmachari (Swaminarayan).
8. Sadhu ( „ ).
9. Palo ( „ ).

### JAIN SADHUS.

10. Sadhu.
11. Gorji.

### MUSALMAN FAKIRS.

12. Nakshaband.
13. Benawa.
14. Madari.
15. Musa Suhag.
16. Rafai.
17. Rasulshahi.
18. Sidi.

### PARSI PRIEST.

19. Mobed.

### HINDU CASTES.

20. Anjana Kanbi.
21. Baria Koli.
22. Bhadbhunja.
23. Bhangi.
24. Chamar.
25. Darji.
26. Deshastha Brahman.
27. Dhed.
28. Dhobi.
29. Garoda.
30. Ghanchi.
31. Gola.
32. Gugali Brahman.
33. Hajam.
34. Kadwa Kanbi.

35. Kandolia Brahman
36. Kansara.
37. Kapol Vania.
38. Kathi.
39. Kharadi.
40. Kharva.
41. Khatri.
42. Kumbhar.
43. Lad Vania.
44. Lewa Kanbi.
45. Luhana.
46. Luhar.
47. Maratha.
48. Mochi.
49. Modh Brahman.
50. Rabari.
51. Ravalia.
52. Salat.
53. Soni.
54. Sutar.
55. Targala.
56. Thakarda Koli.
57. Vadhel.
58. Vaghari.
59. Vagher.

### ANIMISTIC TRIBES.

60. Bhil.
61. Dhodia.
62. Dubla.
63. Gamit.
64. Kathodia.
65. Kotvalia.
66. Mavchi.
67. Nayakda.
68. Varli.

### MUSALMAN CASTES.

69. Khoja.
70. Memon.
71. Pinjara.
72. Shaikh.
73. Vohora.

LIST SHOWING Mahals by DIVISIONS

MAP OF THE TERRITORY

of  
HIS HIGHNESS the GAEKWAR  
of  
**BARODA.**

of

of

SCALE IN MILES

SCALE IN MILES

MAHALS.		MAHALS.	
Baroda Division	1 Savali	Navsari Division	1 Velachha
	2 Vaghodia		2 Vakal (Peta)
	3 Baderi		3 Ganderi
	4 Baroda		4 Paleana
	5 Sinor		5 Navsari
	6 Karajan		6 Kamby
	7 Fadra		7 Songhad
	8 Pottad		8 Umarpada
	9 Bhadrav		9 Mahuva
	10 Santhala		10 Vyara
	11 Tilakvada		
Kadi Division	1 Kadi	Amreli Division	1 Amreli
	2 Vyapur		2 Bhinkhala (Peta)
	3 Mchanna		3 Bodinar
	4 Kalol		4 Okhamandal
	5 Chansma		5 Bet Shankhadhar
	6 Sidhpur		6 Damsagar (Peta)
	7 Visnagar		7 Kotsnagar (Peta)
	8 Dhangam		8 Dhar
	9 Akhambha (Peta)		9 Khambha (Peta)
	10 Kheralu		
	11 Patan		
	12 Harij (Peta)		



REFERENCES

Head Quarters of Divisions	—	311
do — of Mahals	—	275
Towns	—	175
Villages	—	132
Railways open	—	
do — surveyed & sanctioned	—	
do — surveyed	—	
Roads — Main	—	
do — Minor	—	

Density per Square Mile

BARODA Division	—	311
KADI Division	—	275
NAVSARI Division	—	175
AMRELI Division	—	132

## INTRODUCTION.

---

The first Census of the territories of His Highness the Maharaja Gaekwad was taken on the 21st February 1872 along with the

**Past Censuses.** general Census in the Bombay Presidency. The results were tabulated partly in Baroda and partly in Bombay and the figures were published in the Census Report of the Bombay Presidency along with those of other States. The second Census was taken synchronously with that of the rest of India on the 17th February 1881. On this occasion, the results were extracted solely by the State agency and a Census Report—the first of its kind—was also prepared and published. Since then, Censuses are taken decennially and synchronously with the rest of India. The third Census was taken on the 26th of February 1891, and the fourth on the 1st of March 1901.

2. The present was the fifth Census of the State and was taken synchronously with that of the whole of India on the night of the 10th March 1911, that is, 10 years and 9 days after the preceding one. In fixing the date for taking the Census, days universally acknowledged as auspicious for marriages have to be avoided; as also the greater festivals and important fairs which attract away people from their houses on a large scale. Again there ought to be enough moonlight on the date to be selected, so as to enable the Enumerators to complete the work of checking the schedules before midnight. The 10th of March 1911, complied with all these conditions and was agreed to by all Local Governments and Administrations.

3. The present Census was taken on lines very similar to those of the previous ones, but more elaborate arrangements were made to ensure completeness and correct results. A full account of the procedure adopted in taking the Census and the compilation of the results has been given in a separate Administrative Report, but it may be interesting to note briefly in this introduction, a few of the more important facts connected with the operations. The Census office was opened on the 1st of May 1910. The villages and towns were first divided into convenient *Blocks*, each containing from 60 to 100 houses and placed in charge of an *Enumerator*, who was generally a village accountant (*Talati*), a school master or a clerk in some office. Over 10 to 15 Blocks was placed a *Supervisor* whose beat was called a *Circle* and who was a Police Naib-Foujdar (Head Constable) a *Tajvijdar* (Revenue Circle Inspector), or a *Shirastedar* or Head Clerk in some office. The *taluka Valivatdar* (*Tahsildar*) was the *Charge Superintendent* for the Taluka, which had generally from 5 to 15 Supervisors and from 50 to 200 Enumerators. The Charge Superintendent for the City of Baroda was the Chief Officer of the Municipality and in Navsari, Patan, Amreli and such other Municipal and head-quarters towns, the Charge was held by the Chairman of the Municipality or the local Munsiff. The Charge Superintendents were in their turn subordinate to the Suba (District Magistrate) and his Sub-divisional Officers. There were in round numbers 92 Charge Superintendents, 1,273 Supervisors, and 10,893 Enumerators in the whole State. Census conferences were held in the head-quarters of all the districts; instruction books were prepared for all the

stages of work ; written instructions were supplemented by oral teaching ; and, on the whole, everything possible was done to obtain correct entries in the different columns of the Census schedules.

4. The first direct step towards the taking of the Census was the numbering of houses. The old definition of a house, *viz.*, a building with an independent entrance, was given up and a new one defining a house as the residence of a commensal family, that is, persons dining of food cooked on one *chula* or hearth, was adopted this time and each such house was given a separate number. In addition to the ordinary dwelling houses, care was taken to affix numbers to temples, *dharmshalas*, camping grounds, *bunders* and similar other places where any one was likely to sleep on the night of the Census. When all the houses had been numbered, a statement showing the number of houses and of the different grades of Census Officers was compiled and arrangements were made for supplying the necessary Census forms.

5. Having been fully posted in their duties, the Enumerators took the next step of preparing the preliminary record, *i. e.*, the entry in the enumeration schedules of the necessary particulars regarding all persons ordinarily resident in each house. The information to be recorded included name, religion, sex, civil condition, age, caste, occupation, birth-place, parent tongue, literacy or illiteracy, knowledge of English and certain infirmities. The preliminary record was prepared in the mofussil between the 20th January and the 20th February. In towns, it was begun and finished ten days later. The period remaining before the 10th March was utilised in checking the entries. The closest supervision was exercised not only by the Supervisors and Charge Superintendents, but also by all other officers who could by any means be spared for the purpose, and special efforts were made to examine and correct the Enumerators' work.

6. The final Census was the process of checking and correcting the record of the preliminary enumeration by striking out the entries relating to persons who had died or gone away and entering the necessary particulars of newly-born children and newcomers, so that it may correspond with the state of facts actually existing on the Census night. It commenced at about 7 p. m. on the evening of the 10th March and was completed by midnight.

In a few forest tracts in the Navsari District, where night Census was not possible owing to the houses being scattered over a large forest and mountainous area and danger from wild beasts, the final revision was commenced a few hours earlier, so that it might be completed by nightfall.

In order to secure reasonable expedition and to reduce the number of alterations to a minimum, a proclamation was issued some time beforehand, asking people to avoid that date for weddings and other social or religious gatherings and to stay awake at home with a light burning till the Enumerators had visited them.

7. Immediately after the final Census, the Enumerators repaired to a place previously fixed by their Supervisors and prepared an abstract showing the number of inhabited houses and of persons, male and female, in their Blocks. These abstracts after being







checked by a second Enumerator were posted by the Supervisor in a summary for his circle. The circle summaries were checked and posted in a charge summary, and the totals were wired to the head-quarters at Baroda where the Provisional Totals for the State were compiled. These summaries began to arrive on the morning of the 11th March, and continued to come in till the 12th idem. Considerable care and ingenuity were shown by the Taluka Officers in working out the scheme for getting in the totals as quickly as possible. The first to communicate its totals was Bhadran Peta Mahal. The totals of this charge were ready at 6 a.m. and were immediately telegraphed with the result that they reached me at 8-15 a.m. on March 11th. This reflects great credit on the Mahalkari, Mr. Hakumatrai Harrai, whose arrangements were excellent. The whole of the Census staff worked all night and the collection of circle summaries was effected by mounted men supplied by jainidars. Bhadran was followed by Sankheda, Dabhoi, Mehsana, Songhad, Vyara and other talukas. The totals for the State were reported to His Highness' Government and to the Census Commissioner for India within 48 hours after the taking of the Census. The total population as shown by those provisional figures differed by only 1,345 or '066 per cent. from the figures arrived at after detailed tabulation—a result which the Census Commissioner for India considered as "most creditable to all concerned."

8. After the Census was over and the provisional totals were published, the schedules were collected together in the central office at Baroda and the next step was the preparation of the final tables. The books of the schedules containing the various particulars recorded by the Enumerators for each individual have been aptly described as the "raw material of the Census" and the final tables as the "manufactured product." The transformation of the one into the other involves three processes—abstraction, tabulation and compilation—of which the first is by far the most difficult and complicated.

9. Previous to 1901, the figures for the final tables were obtained in India by means of what was known as the "tick" system. For every final table, there was a separate abstraction sheet, divided by rules into spaces corresponding to the headings of the table concerned. A separate sheet was used for each Enumerator's book and a tick was made in the appropriate column corresponding to each entry therein. When the whole book had been abstracted, the ticks were counted and the figures thus obtained were added up for the taluka, and the figures for the latter were compiled into a total for the district. This "clumsy, untrustworthy and antiquated" method was abandoned and the "slip" or card system invented by Herr Von Mayor, in connection with the Bavarian Census of 1872 and adopted in European countries, was introduced in the Indian Census by Sir Herbert Risley in 1901. This "slip" system, with such further improvements as were suggested by the experience of the last Census, was used in the present Census also. In the last Census, two separate slips—a coloured one and a white one—were prepared for each individual and the sexes were denoted by the difference in the length of the slips. In the present Census, only one slip, measuring two inches by four-and-a-half, was prepared for each individual. As a guide for the particulars that were required to be posted on to the slips, the



headings of the columns of the Census schedules were printed in brief on one side, and opposite each heading, the poster was ordered to write down the requisite information from the enumeration books given to him. In order to reduce writing work, slips of different colours were used for the different religions, and the following symbols were printed on them to indicate sex and civil condition :—

		Married.	Unmarried.	Widowed.
Male	...			
Female	...			

These devices obviated the necessity of making any entry on the slip for religion, sex and civil condition. Even in the heads for which entries had to be copied, the labour of copying was further reduced by the judicious use of abbreviations, *e. g.*, ગ for Gujarati, મ for Marathi, ઇ for English, etc.

After the copying of the schedule entries on the slips was over, the slips were sorted for all the final tables in turn. Each Sorter was supplied with a set of pigeon-holes which were labelled to indicate their contents. For instance when sorting for education, one pigeon-hole would be labelled "literate," another "literate in English," and so on. All the slips on which "literate" was written were placed in the pigeon-hole labelled "literate" and all those for "literate in English" into the pigeon-hole labelled "literate in English." When the sorting for the table had been completed, the slips in each pigeon-hole were counted and the result was noted on a form called the "Sorter's Ticket." The figures in the sorter's tickets were then posted in the "Compilation Registers" and added up to obtain the taluka or district total.

10. The posting of the slips was done only in one central office at Baroda. It was begun on 16th March and finished on 30th April 1911. Excluding holidays it occupied 37 days. **Slip-copying.** As soon as the posting of a book was completed, the book with the bundle of the slips was checked by the Supervisor in charge.

11. The sorting of the slips was commenced on 1st May 1911 and finished within less than three months. There were in all 18 tables to be prepared, and some of them, such as those connected with caste and occupation, took up much time and involved correspondence with District Officers for further information on obscure or incorrect entries. **Sorting the slips.**

12. The sorting of slips was followed by compilation and tabulation, which took up about two months and was finished by the end of September. As soon as each table was ready, it was printed and copies were forwarded to the Census Commissioner for India for review, and when all the tables were passed as correct, they were finally reprinted in book-form. The Tables Volume was published early in November 1911, thus establishing a record for speed, not only for the State but for the whole of India. In this connection, I may be permitted to quote, with **Compilation.**

v

pardonable pride, the following remarks of the Census Commissioner for India in his letter No. 1960, dated the 28th November 1911:—"I congratulate you on the extreme celerity with which your tables have been prepared and printed. They are the first which I have received in complete form; and so far as I can see no others are likely to reach me for the next six weeks or two months. At no previous Census has any Province or State completed its Imperial Tables so quickly as you have done on the present occasion."

13. The writing of the report and the preparation of the diagrams were taken in hand when the tabulation work was well advanced, and the whole report was ready for the Press about the middle of December. Mr. Gait, the Census Commissioner for India, had intimated in his notes of inspection of the Census of Baroda that the report of the last Baroda Census was very bulky, mainly owing to the inclusion of unnecessary details, loose printing and the many full-page litho diagrams, and that on the present occasion, I should try to reduce its bulk as much as possible. Bearing in mind that the utility of a report is in inverse proportion to its bulk, I have tried my best to make this report as concise and handy as possible. Considerable space has been saved by solid printing and small scale inset diagrams in place of the old full-page lithographs. But before leaving out any details, I had to bear in mind what Mr. Gait himself wrote in 1901 in the introduction of his Bengal Census Report, *viz.*, that "completeness is more important than brevity, especially in India, where there is no body of professional statisticians ready and eager to pounce on the raw material provided for them at the Census and to make the required deductions, and, unless the Census Superintendent himself analyses the figures and points to the conclusions to be drawn from them, they are in danger of being left unnoticed altogether." With a view to make this report more interesting and intelligible, I have, with the approval of His Highness' Government and of the Census Commissioner for India, illustrated it with the photos of some typical people to be found within this State.

14. I have done my utmost on the present occasion to complete the Census operations with as little cost and within as little time as possible. The whole time occupied from start to finish in the present Census is twenty-one months or about one year less than in 1901. The total expenditure of all kinds in the present Census will be about Rs. 56,000 or Rs. 26 per 1,000 of the population, compared with Rs. 1,25,000 or rather more than Rs. 60 per 1,000 of the population in 1901. This large reduction in cost was mainly due to strict economy under all the heads of charges and hard work throughout the operations.

15. In conclusion, I must express my indebtedness to E. A. Gait, Esquire, C.I.E., I.C.S., Census Commissioner for India, for his cordial help and able guidance at all the stages of the work and to the authors of the various reports and works which I have freely consulted and sometimes merely copied. I am also indebted to all the District Officers who cordially co-operated with me. In my own office, my thanks are due to Mr. Manirai Trikamrai Joshipara, B.A., LL.B., who was my Assistant till Sorting work was over and to Mr. Maganlal N. Thakkar, B.A., LL.B., my Head

Clerk, and afterwards Personal Assistant, who laboured hard with me from start to finish, and whose high intelligence, devotion to duty and wide information, rendered his services extremely useful. In the subordinate staff all worked well, but the work of Messrs. Yalavrao Mahadev Vaidya and Vasudev Prabhashanker Trivedi was specially commendable. Lastly, I must express my acknowledgments to the *Times* Press, Bombay, for printing this Report, as also the Tables Volume, with a promptitude and neatness which reflect great credit on its organization and management.

G. H. DESAI,  
*Superintendent of Census Operations,*  
*Baroda State.*

BARODA, 25th December 1911.

# INDEX.

[The reference is to the number of paras.]

For the glossary of caste names, see pages 281 to 321.

	Para.		Para.
<b>A</b>			
Age—		Beliefs and practices—	
distribution of .. .. .	282	effect of Jain, on Hinduism .. .. .	285
"  in different castes .. .. .	284	religious, of different castes .. .. .	165
ignorance of .. .. .	274	Besana or sitting ceremony among Parsis ..	380
inaccuracy of the, return .. .. .	275	Birth and death—	
instructions to Enumerators for filling		comparison of census results with those	
the column of .. .. .	273	indicated by, returns .. .. .	85
mean .. .. .	277	Birth-rate—	
"  , by religion .. .. .	280	general increase in .. .. .	285
meaning of mean .. .. .	278	Bismillah .. .. .	384
utility of the return of .. .. .	276	Blind—	
variations by, period .. .. .	283	comparison of the, with previous censuses.	464
"  in mean .. .. .	279	distribution of the, by age .. .. .	467
Aghori .. .. .	225	local distribution of the .. .. .	465
Agriculture .. .. .	13	proportion of sexes in the .. .. .	466
occupations combined with .. .. .	584	Blindness—	
persons whose main and subsidiary		accuracy of the statistics of .. .. .	463
occupation is .. .. .	585	preventable .. .. .	468
population supported by .. .. .	582	Body, disposal of dead child's .. .. .	375
Agriculturists—		Books published, number of .. .. .	416
comparison of, with 1901 .. .. .	586	Botan or weaning ceremony .. .. .	379
local distribution of .. .. .	583	Boundary of the State .. .. .	1
Animism .. .. .	127	Brahmacharis .. .. .	220
Animistic tribes .. .. .	561	Brahmanism .. .. .	161
relative strength of .. .. .	546	Brahmos .. .. .	156
Animists—		Brahmo Samaj .. .. .	213
comparison of, with 1901 .. .. .	132	Brij language, speakers of .. .. .	432
conversion of, to Hinduism .. .. .	130	<b>C</b>	
distribution of .. .. .	131	Caste—	
enumeration and strength of the .. .. .	128	among Jains .. .. .	532
where chiefly found .. .. .	129	and animal food .. .. .	498
Area—		and anthropometry .. .. .	492
and population, relation of .. .. .	24	and language .. .. .	445
of the divisions .. .. .	20	and nationality .. .. .	496
of the State .. .. .	19	and occupation .. .. .	497
Areality and proximity .. .. .	36	and religion .. .. .	495
of villages .. .. .	61	appeal over, sentence .. .. .	521
Arya Samaj .. .. .	214	constitution of, panchayat .. .. .	513
Arya Samajis—		control of the ruling power in, matters	
comparison of, with 1901 .. .. .	155	over Marathas .. .. .	524
number of .. .. .	154	control of the ruling power in, matters	
Asceticism—		over other castes .. .. .	525
reasons which lead to .. .. .	216	correctness of, return .. .. .	483
Ascetics—		definition of .. .. .	487
Hindu .. .. .	218	difficulty of securing a correct return of ..	481
Jain .. .. .	238	dinners .. .. .	529
Swaminarayan .. .. .	231	government .. .. .	508
<b>B</b>		Hindu, system .. .. .	485
Bards and actors .. .. .	556	index .. .. .	482
Baroda—		in proverbs and popular sayings .. .. .	541
cantoument .. .. .	71	jurisdiction of, panchayat .. .. .	515
city .. .. .	70	modern disintegrating tendencies about,	
Barrenness .. .. .	367	restrictions .. .. .	530
Behaviour, curious, between husband and		nature of the penalty of exclusion from ..	527
wife .. .. .	358	newspaper report of the proceedings of a	
		panchayat .. .. .	520
		observances of, rules .. .. .	164

	Para.
origin of .. .. .	486
panchayats .. .. .	512
penalties and punishments for breach of,	
rules .. .. .	509, 519
restrictions .. .. .	526
<b>Castes—</b>	
among local converts .. .. .	539
and sub-castes .. .. .	543
classification of .. .. .	542
functional .. .. .	502
glossary of, tribes and races .. .. .	484
mixed .. .. .	505
most of the high, decadent .. .. .	549
new .. .. .	499
origin of sub- .. .. .	506
percentage of main .. .. .	544
race .. .. .	504
relation between, and sub-castes .. .. .	510
sectarian .. .. .	503
social intercourse in matters of .. .. .	528
sub—, recorded .. .. .	480
types of .. .. .	501
variations in the number of .. .. .	458
•Ceramics .. .. .	595
•Chemical products .. .. .	596
<b>Child-birth—</b>	
prohibited foods before and after	
seclusion of women at .. .. .	371
treatment of women dying in .. .. .	370
.. .. .	376
•Christianity, classes receptive of .. .. .	152
<b>Christians—</b>	
by sects .. .. .	149
distribution of .. .. .	150
variation of, since 1872 .. .. .	151
•Church mission, methodist Episcopal .. .. .	153
•Circumcision .. .. .	386
<b>City—</b>	
area of the .. .. .	72
religions in the .. .. .	77
variation of population in the, proper	
ward density of the .. .. .	71
.. .. .	73
<b>Civil condition—</b>	
general features of the statistics of .. .. .	310
local variations in .. .. .	311
variations in, by religions .. .. .	312
" among Animistic tribes .. .. .	314
" " Christians .. .. .	316
" " Hindus .. .. .	312
" " Jains .. .. .	315
" " Musalmans .. .. .	313
" " Parsis .. .. .	317
•Climate .. .. .	10
•Cohabitation .. .. .	326
•Communal fund .. .. .	522
•Condition of the people, changes in material	
.. .. .	564
•Converts, local .. .. .	563
•Couvado .. .. .	374
•Craftsmen .. .. .	555
•Cultivation, extension of .. .. .	91

	D	Para.
Dandi .. .. .		222
<b>Deaf-mutism—</b>		
by religion and caste .. .. .		461
by sex and age .. .. .		462
comparison of, with other countries .. .. .		458
" " previous censuses .. .. .		457
connection between insanity and .. .. .		460
local distribution of .. .. .		459
<b>Death—</b>		
and birth-rates .. .. .		281
—post rites .. .. .		186
—rites .. .. .		185
Deaths, reported causes of .. .. .		86
<b>Decade—</b>		
conditions of the .. .. .		87
economic features of the .. .. .		94
<b>Density—</b>		
by districts .. .. .		26
causes of the variation of .. .. .		33
classification of population according to .. .. .		34
compared with British Zillahs .. .. .		27
" " that of the Native States .. .. .		28
of different classes of towns .. .. .		51
of the Amreli division .. .. .		32
" Baroda " .. .. .		29
" city by wards .. .. .		73
" Kadi division .. .. .		30
" Navsari division .. .. .		31
" State .. .. .		25
taluka .. .. .		35
<b>Depressed classes .. .. .</b>		560
attitude towards .. .. .		531
<b>Dhundias .. .. .</b>		237
<b>Dialects—</b>		
Bhil .. .. .		431
of Gujarati .. .. .		430
of Marathi .. .. .		434
<b>Digambaris .. .. .</b>		236
<b>Districts—</b>		
administrative .. .. .		3
comparison with neighbouring .. .. .		22
<b>Divisions, natural .. .. .</b>		16
<b>Divorce .. .. .</b>		344
<b>Dravidian languages .. .. .</b>		440
	E	
<b>Earboring ceremony .. .. .</b>		377
<b>Eclipse .. .. .</b>		171
<b>Education—</b>		
among females .. .. .		402
" males .. .. .		401
by religion .. .. .		400
compulsory .. .. .		411
emigration and .. .. .		122
English .. .. .		403
" by castes .. .. .		404
expenditure on .. .. .		414
in talukas .. .. .		399
meaning of the statistics of .. .. .		394
progress in English .. .. .		408
" of, in Baroda .. .. .		410

	Para.
working of the compulsory, Act ..	412
Emigration .. .. .	119
and education .. .. .	122
from the districts .. .. .	120
immigration and .. .. .	107
Endogamy .. .. .	350
among Mahomedans .. .. .	351
as a test of caste .. .. .	511
rigidity of rules of, and commensality ..	507
Epidemic scaring .. .. .	179
Exogamy .. .. .	353
Exorcism .. .. .	182

F

Factories—	
classification of .. .. .	607
effect of, on agricultural labour ..	587
growth of, and mills .. .. .	92
statistics of, specially collected ..	605
Fakirs—	
Gujarat .. .. .	263
initiation of .. .. .	265
organisation of .. .. .	264
origin of, and dervishes .. .. .	262
Fecundity—	
relative, in different natural divisions ..	286
"    "    religions .. .. .	287
when most active .. .. .	288
Females—	
comparison of the proportion of, to males	
with previous censuses .. .. .	297
effect of paucity of, on marriage ..	303
proportion of, amongst the Kulin Lewa	
Kanbis of <i>Charottar</i> ..	301
"    "    in towns .. .. .	304
"    "    to males in different castes.	296
"    "    "    "    religions.	295
"    "    "    "    at different ages ..	298
Fishing and hunting .. .. .	589
Forces, production and transmission of	
physical .. .. .	602
Foreign blood, infusion of .. .. .	491
Forests .. .. .	17

G

Gorji .. .. .	240
Gujarati—	
and Marathi compared .. .. .	435
effect of, on Marathi language ..	436
dialects of .. .. .	430
language and literature .. .. .	428

H

Haircutting ceremony among Musalmans ..	382
Health .. .. .	12
improvement in public .. .. .	93
Herdsmen .. .. .	559
Hides, skins, &c. .. .. .	592
Hills and ridges .. .. .	5
Hindi language, speakers of .. .. .	432

Hinduism—	
comprehensiveness of .. .. .	159
conversion of Animists to .. .. .	130
"    "    others to .. .. .	136
definition of .. .. .	160
popular .. .. .	162
Hindus—	
distribution of the .. .. .	134
relative strength of .. .. .	545
sect marks among .. .. .	139
sects among .. .. .	137
variations in .. .. .	135
who are the .. .. .	133
Hindustani language, speakers of ..	432
History of the State .. .. .	2
House—	
accuracy of the, return .. .. .	64
census definition of .. .. .	63
number of persons per .. .. .	67
House-room .. .. .	69
houses and, in the city .. .. .	74
Houses—	
comparability of the statistics of ..	65
in urban and rural areas .. .. .	68
occupied, in 1901 and 1911 .. .. .	66
types of .. .. .	62
Husbandmen .. .. .	554
Hydrology .. .. .	6
Hypergamy .. .. .	349

I

Immigrants—	
and those born in the city .. .. .	75
from contiguous foreign districts ..	112
"    countries beyond India .. .. .	115
"    non-contiguous districts in the Bom-	
bay Presidency .. .. .	118
"    other provinces .. .. .	114
proportion of, in each division ..	117
"    of sexes among .. .. .	111
Immigration—.. .. .	110
and emigration .. .. .	107
Income—	
persons living on their own .. .. .	613
Increase—	
abnormal, possible after a famine ..	95
normal rate of .. .. .	96
Industry .. .. .	591
wood .. .. .	593
Industries—	
building .. .. .	600
concerned with refuse matter .. .. .	604
development of .. .. .	606
food .. .. .	597
furniture .. .. .	599
of dress and toilet .. .. .	598
of luxury .. .. .	603
village .. .. .	576
Infant marriage—	
Prevention Act, Mysore .. .. .	330
working of the, Prevention Act ..	332

	Para.		Para.
Infirmities--		foreign .. .. .	442
comparison of, with previous censuses ..	449	number of, spoken in each district ..	423
distribution of .. .. .	449	other .. .. .	441
recorded .. .. .	446	speakers of different .. .. .	426
statistics of, less reliable .. .. .	447	spoken in the State .. .. .	422
Insanity—		Legislation—	
by age .. .. .	456	social, in Baroda .. .. .	331
by religion .. .. .	454	Lepers—	
by sex .. .. .	455	Act .. .. .	476
causes of .. .. .	453	comparison of the, with previous censuses ..	470
comparison of, with previous censuses ..	450	distribution of the, by caste .. .. .	473
" .. .. . with other provinces and		" .. .. . by religion .. .. .	472
countries .. .. .	451	local distribution of .. .. .	471
local distribution of .. .. .	452	Leprosy—	
Institutions and scholars, number of ..	413	age distribution of .. .. .	475
Intermarriage—		causes of .. .. .	469
between Mobeds and Behdins .. .. .	352	fight with, in the Phillipines .. .. .	477
Internigration—		native remedies for .. .. .	478
between the districts of the State .. ..	116	sex proportions in .. .. .	474
Irrigation .. .. .	14	Libraries and reading rooms .. .. .	417
<b>J</b>		Linguistic survey of India .. .. .	424
Jainism .. .. .	232	Literacy—	
compared with Buddhism .. .. .	233	comparison of, with other provinces .. ..	409
Jains—		" .. .. . previous censuses .. .. .	405
ascetics among .. .. .	238	distribution of, by locality .. .. .	398
comparison of, with 1901 .. .. .	141	extent of .. .. .	397
distribution of .. .. .	140	in mother tongue and English only	
fasts among .. .. .	246	recorded .. .. .	395
food and drink of .. .. .	245	Literate—	
Hindu beliefs and practices among .. ..	234	number of, females per 1,000 of the female	
holidays of .. .. .	247	population .. .. .	407
initiatory ceremony among .. .. .	242	number of, males per 1,000 of the male	
sects among .. .. .	142	population .. .. .	406
temple service among .. .. .	244	<b>M</b>	
temples, idols and monasteries of .. ..	243	Magic .. .. .	259
Jamat .. .. .	540	Mahajan—	
Jews .. .. .	158	constitution of the .. .. .	514
<b>K</b>		place of meeting of the .. .. .	517
Kaliparaj people .. .. .	488	Mahomedanism .. .. .	251
Koli .. .. .	489-558	conversion of a Hindu to, in modern time	249
<b>L</b>		in Gujarat .. .. .	248
Language—		Mahomedans—	
accuracy of the return of .. .. .	420	distribution of .. .. .	143
caste and .. .. .	445	estimate of proportion of foreign blood	
dialects of Gujarati .. .. .	430	among, of Baroda .. .. .	250
dynamics of .. .. .	443	Hindu practices among .. .. .	260
Gujarati, and literature .. .. .	428	" .. .. . superstitions .. .. .	261
instructions for filling the column of ..	419	practice of .. .. .	252
speakers of Brij .. .. .	432	partly foreign .. .. .	562
" .. .. . Gujarati .. .. .	427	priests among .. .. .	255
" .. .. . Hindi .. .. .	432	relative strength of .. .. .	547
" .. .. . Hindustani .. .. .	432	religious buildings of .. .. .	257
" .. .. . Marathi .. .. .	434	sects among .. .. .	145, 253
" .. .. . Urdu .. .. .	432	two classes of .. .. .	533
Languages—		variation of, since 1901 .. .. .	144
Dravidian .. .. .	440	vows among .. .. .	258
effect of English on vernacular .. .. .	437	Male—	
family branches and groups of, spoken		ceremonies for, children .. .. .	307
in Indhi .. .. .	425		

	Para.		Para.
<b>Males—</b>		<b>N</b>	
comparison of, and females with European countries .. .. .	300	Naming ceremony .. .. .	378
excess of, over females at birth .. .. .	299	Navzot .. .. .	385
<b>Marathi language—</b>		Newspapers, circulation of .. .. .	415
comparison of Gujarati with .. .. .	435	<b>O</b>	
effect of Gujarati on .. .. .	436	<b>Occupation—</b>	
speakers of .. .. .	434	accuracy of the, return .. .. .	568
<b>Marriage—</b>		by caste .. .. .	624
among Animists .. .. .	321	„ religion .. .. .	617
„ Hindus .. .. .	320	classified scheme of .. .. .	573
„ Jains .. .. .	321	general features of, statistics in the city..	578
„ Musalmans .. .. .	322	„ principles of M. Bertillon's classification of .. .. .	570
„ Native Christians .. .. .	324	„ proportion of, in natural divisions.	575
„ Parsis .. .. .	323	instructions to enumerators to fill column	567
betrothal and, ceremony among Parsis ..	364	nature of information collected re- ..	566
changes in the early, practice since 1881.	327	new classification of, as adopted for India.	571
consanguineous, among Mahomedans ..	354	of Animists .. .. .	621
„ „ Parsis .. .. .	355	„ Christians .. .. .	623
consideration for .. .. .	357	„ Hindus .. .. .	618
contrast between India and Europe re- customs .. .. .	309	„ Jains .. .. .	620
curious, customs .. .. .	365	„ Mahomedans .. .. .	619
customs and ceremonies among Animistic tribes	361	„ Parsis .. .. .	622
„ „ „ „ Hindus ..	359	population supported by each class of ..	574
„ „ „ „ Jains ..	360	principles underlying the new classifica- tion of .. .. .	572
„ „ „ „ Mahomedans.	362	scope of statistics of, in the city ..	577
early, by locality .. .. .	319	system of classification of .. .. .	569
„ by religion .. .. .	320	<b>Occupations—</b>	
half-Hindu, half-Mahomedan, ceremonies among converts .. .. .	363	insufficiently described .. .. .	615
infant, in selected castes .. .. .	325	unproductive .. .. .	616
looseness of, ties among Animists ..	356	<b>Offerings</b> .. .. .	166
mixed, how far allowed among Mahome- dans .. .. .	538	<b>Omens</b> .. .. .	183
of grown-up males with very young females	382	<b>Orthodoxy, tendency to relapse into</b> ..	211
origin of early, among Hindus and among the followers of other religions.. ..	318	<b>P</b>	
present day tendencies against early ..	328	<b>Panchas, procedure adopted by the</b> ..	518
<b>Melano glossia</b> .. .. .	493	<b>Panchayat—</b>	
<b>Menstruation, ceremonies on first</b> ..	366	caste, .. .. .	512
<b>Metals</b> .. .. .	594	constitution of caste .. .. .	513
<b>Mines</b> .. .. .	590	influence of, on caste observances ..	523
<b>Migration</b> .. .. .	82	jurisdiction of the caste .. .. .	515
between Baroda State and the other Provinces and States in India .. ..	123	servants of the .. .. .	516
changes of ideas re—of females .. ..	121	<b>Paramahansa</b> .. .. .	224
clues to types of .. .. .	109	<b>Parsis—</b>	
proportional figures of, within the State..	118	comparison of, with 1901 .. .. .	147
types of .. .. .	108	death-rites among .. .. .	269
<b>Moon</b> .. .. .	170	distribution of .. .. .	146
<b>Mortality—</b>		initiation ceremony among .. .. .	268
causes of higher female.. .. .	301	observances among .. .. .	270
months for minimum and maximum ..	289	priests and laity among .. .. .	267
<b>Movement—</b>		sects among .. .. .	148
object of discussion about the, of the people .. .. .	105	<b>Pasture</b> .. .. .	588
<b>Mughals</b> .. .. .	536	<b>Patches, blue, on children</b> .. .. .	494
		<b>Pathans</b> .. .. .	537
		<b>Philosophical beliefs, common</b> .. .. .	187
		<b>Phisiography</b> .. .. .	4
		<b>Pilgrimage</b> .. .. .	184
		<b>Pir Muridi</b> .. .. .	256
		<b>Plague</b> .. .. .	89
		<b>Polyandry</b> .. .. .	348



	Para.
Polygamy—	
among animistic tribes .. ..	346
"  Hindus .. ..	345
"  Musalmans .. ..	347
Population—	
by districts .. ..	23
forces causing variations in .. ..	81
total .. ..	21
urban and rural .. ..	58
variation in urban .. ..	52
"  of, since previous censuses .. ..	79
variations in, since 1901 .. ..	80
Pregnancy—	
rites during, among Hindus, Parsis, &c. .	368
Priests .. ..	550
Professions and liberal arts .. ..	612
Progress in each district compared .. ..	102
Public—	
administration .. ..	611
force .. ..	610

## R

Railways .. ..	15, 90
Rainfall .. ..	9
Rajasthani language .. ..	439
Relations, rights and obligations of various.	392
Relationship, terms of .. ..	390
opprobrium attached to some .. ..	393
used in a classificatory sense .. ..	391
Religion, every-day, of a Hindu .. ..	163
Religions—	
distribution of population by .. ..	126
external characteristics of the main .. ..	271
Religious preacher	
no, of note produced by Gujarat .. ..	193
Rivers, principal .. ..	7

## S

Sadhus .. ..	218
general description of .. ..	217
Kabirpanthi .. ..	230
Ramanandi .. ..	228
Ramsanehi .. ..	229
Shaiva and Vaishnav .. ..	219
Shri Vaishnav .. ..	227
Vaishnav .. ..	226
Sadhwis .. ..	239
Saiyads .. ..	534
Sanyasis .. ..	221
Script—	
common, for India .. ..	444
Gujarati .. ..	429
Seasons and rainfall .. ..	88
Sect—	
Bijpanth or Margi .. ..	204
Dadupanthi .. ..	210
Kabirpanthi .. ..	203
Paruami .. ..	206
Pirana .. ..	254
Ramanandi .. ..	197
Ramanuji .. ..	196
Rando Pir .. ..	205

	Para.
Ravipanthi .. ..	207
Santrampanthi .. ..	209
Swaminarayan .. ..	199
Udapanthi .. ..	208
Vallabhachari .. ..	198
Sects—	
accuracy of the return of .. ..	189
main divisions of .. ..	190
non-idolatrous .. ..	202
no sectarianism among Hindu .. ..	192
recorded .. ..	188
statistics of .. ..	191
Vaishnava sub-, minor .. ..	200
Servants, personal .. ..	557
Service, domestic .. ..	614
Sex—	
accuracy of the, return .. ..	291
divination of .. ..	369
European theories <i>re</i> causes influencing..	305
Indian .. ..	306
Sexes—	
general proportion of the, in actual popu-	
lation .. ..	292
in the city by wards .. ..	76
proportions of the, in different parts of	
the State .. ..	293
proportions of the, in natural population..	294
Shaikhs .. ..	535
Shaivas .. ..	194
Shaktas .. ..	195
Shasthi Puja .. ..	373
Shaving ceremony .. ..	381
Shripujya .. ..	241
Signature marks .. ..	418
Sikhism .. ..	157
Sikhs and their distribution .. ..	157
Sindhi language .. ..	438
Small-pox .. ..	388
Social—	
reform by legislation .. ..	329
tendency by rising in, status .. ..	500
Soil .. ..	8
Spirits .. ..	181
Statistics—	
reference to,—	
Imperial Table I .. ..	18
"  "  II .. ..	78
"  "  III, IV & V .. ..	37
"  "  VI .. ..	125
"  "  VII .. ..	272, 290, 308
"  "  VIII .. ..	272, 396
"  "  IX .. ..	396, 479
"  "  X .. ..	419
"  "  XI .. ..	104
"  "  XII .. ..	272, 448
"  "  XII A .. ..	448, 479
"  "  XIII .. ..	479
"  "  XIV .. ..	272, 308, 479
"  "  XV .. ..	565
"  "  XVI .. ..	479, 565
"  "  XVII & XVIII .. ..	125
Provincial Table I .. ..	18, 78

	Para.			Para.
uses of parent-tongue .. .. .	421	summary <i>re</i> in population .. .. .		103
utility of the, of birth-place .. .. .	106	Vernacular languages, effect of English on.		437
Superstitions <i>re</i> the illness of children		Village described .. .. .		38
charms .. .. .	387	Villages—		
Surya Upasaks .. .. .	201	classified according to size .. .. .		57
Swaminarayan ascetics .. .. .	231	inhabited .. .. .		56
Swetambaris .. .. .	236	number of .. .. .		55
		types of .. .. .		39
<b>T</b>		Vital statistics—		
Teeth grinding .. .. .	389	returns of .. .. .		84
Teething ceremony .. .. .	377	value of .. .. .		83
Temperature .. .. .	11			
Thesitic movement, recent .. .. .	212	<b>W</b>		
Town .. .. .	40	Warrior classes .. .. .		553
census definition of, and village .. .. .	42	Widowed—		
Towns .. .. .	43	by locality .. .. .		335
areality of .. .. .	59	„ religion .. .. .		336
decay of .. .. .	46	Widow marriage—		
density of different classes of .. .. .	51	among Animists .. .. .		333
in the Amreli district .. .. .	50	„ Hindus .. .. .		333
„ Baroda „ .. .. .	47	„ Jains, Parsis and Musalmans .. .. .		333
„ Kadi „ .. .. .	48	a social necessity in some castes.. .. .		341
„ Navsari „ .. .. .	49	causes of prohibition against, among		
number and population of.. .. .	45	Hindus .. .. .		334
proximity of, in miles .. .. .	60	ceremonies .. .. .		342
reasons for decrease in the number of, in		present day attitude towards .. .. .		340
1911 .. .. .	44	Widows—		
religions in .. .. .	53	at child bearing ages .. .. .		337
sexes in .. .. .	54	child .. .. .		338
Towns and villages—		proportion of, in Hindu females .. .. .		339
distribution of population between .. .. .	58	treatment of.. .. .		343
social and economic conditions in .. .. .	41	Workers—		
statistics of .. .. .	37	and dependants .. .. .		579
Trade .. .. .	609	orders in which, are the most or least		
Traders—		numerous .. .. .		580
Hindu .. .. .	551	proportion of male and female .. .. .		581
Jain .. .. .	552	Worship—		
Transport .. .. .	608	animal .. .. .		172
construction of means of .. .. .	601	ascetic .. .. .		215
		book .. .. .		176
<b>U</b>		destiny .. .. .		373
Ujalivarna or Aryans .. .. .	490	disease .. .. .		180
Upanayan .. .. .	383	fire .. .. .		175
Urdu—		rain .. .. .		167
language, speakers of .. .. .	432	river .. .. .		169
not the language of all musmalans .. .. .	433	sea .. .. .		168
		serpent .. .. .		173
<b>V</b>		stone .. .. .		177
Vadhamani .. .. .	372	tomb .. .. .		178
Vaishnav sub-sects .. .. .	138	tree .. .. .		174
Variation—				
expected and actual .. .. .	97	<b>Y</b>		
of population in Amreli division .. .. .	101	Yogi .. .. .		223
„ Baroda „ .. .. .	98			
„ Kadi „ .. .. .	99	<b>Z</b>		
„ Navsari „ .. .. .	100	Zoroastrianism .. .. .		266