

REPORT

ON THE

ADMINISTRATION

OF THE

BOMBAY PRESIDENCY

FOR THE

YEAR 1885-86.



BOMBAY :
PRINTED AT THE GOVERNMENT CENTRAL PRESS.

1886.

CONTENTS.

	PAGE
PART I.	
SUMMARY	i—xxx
PART II.	
CHAPTER I.—POLITICAL.	
TRIBUTARY STATES.	
Gujarát States—	
Cutch	2
Pálanpur	3
Mahi Kántha	5
Káthiáwár	8
Cambay	10
Rewa Kántha	11
Nárúkot	12
Southern Gujarát—	
Dharampur	13
Bánsda	ib.
Sachin	14
Marátha States—	
Khándesh Political Agency—	
Mevás States	ib.
The Dángs	ib.
Jawhár	15
Janjira	ib.
Sávantvádi	16
Satára Jágirs—	
Bhor	18
Daphlápur	19
Jath	ib.
Phaltan	20
Aundh	21
Ákalkot	ib.
Kollhápur	22
Southern Marátha States—	
Miráj (senior)	26
Miráj (junior)	27
Kurundvád (senior)	ib.
Kurundvád (junior)	28
Jamkhandi	ib.
Mudhol	29
Ramdurg	30
Sángli	31
Sávanúr	32
Sind—	
Khairpur	33
Aden	34
The Somáli Coast	35
CHAPTER II.—ADMINISTRATION OF THE LAND.	
Surveys—	
Topographical Survey	36
Tidal and Levelling Operations	ib.
Revenue Survey	ib.
Settlements	37
Alienation Settlement	41
Collection of the Land Revenue	ib.
Waste Lands	42
Government Estates	43
Wards' and other Estates under management of Government... ..	ib.
Estates in charge of the Táinkdári Settlement Officer	ib.
Incumbered Estates, Sind	45

	PAGE
CHAPTER III.—PROTECTION.	
Course of Legislation	46
Police—	
Presidency	49
Bombay City	53
Railway	54
Aden	ib.
Vagrants	ib.
Destruction of wild animals and poisonous snakes	55
Chemical Analysis	ib.
Criminal Justice	56
Prisons	58
Civil Justice	60
Dekkhan Agriculturists' Relief Act	61
Bombay Court of Small Causes	64
Registration—	
Under Act III. of 1877	ib.
Under the Dekkhan Agriculturists' Relief Act	67
Joint Stock Companies	ib.
Municipal Administration—	
Bombay Municipality	68
District Municipalities	71
Military	72
Marine—	
Bombay Shipping Office	74
Aden Shipping Office... ..	ib.
Bombay Port Trust	75
Karáchi Harbour Board	77
CHAPTER IV.—PRODUCTION AND DISTRIBUTION.	
Agriculture	79
Advances to cultivators	83
Agricultural stock	ib.
Horse-breeding	84
Horse and Cattle Shows	ib.
Meteorology	85
Colába Observatory	87
Weather at Bombay	88
Season and Crops	89
Wages	ib.
Horticulture—	
Public Gardens in Bombay	90
Botanical Gardens, Poona	ib.
Forests	ib.
Mines and Quarries	92
Manufactures	ib.
The Factories Act	93
Steam Boiler Inspection Act	ib.
Bombay Mill-owners' Association	ib.
Manufactures and Industries	ib.
Trade	94
(1.) Port of Bombay	ib.
(2.) Sind	108
(3.) Aden... ..	110
Public Works—	
Civil Buildings	111
Communications	113
Miscellaneous Public Improvements	ib.
Military Works	114
Railways	115
Finance	117
Canals	119
Telegraphs	ib.
Post Office—	
Imperial Post, Bombay Circle	120
District Post	124

CONTENTS.

	PAGE
Irrigation	124
Gujarāt Works	125
Dekkhan Works	<i>ib.</i>
Sind Works... ..	126

CHAPTER V.—FINANCIAL REVIEW.

General Finance	128
Mint	132
Paper Currency	134
Land Revenue	136
Canal Revenue	137
Sea Customs—	
Bombay	137
Karāchi	139
Land Customs	140
Opium	<i>ib.</i>
Salt—	
Presidency	142
Sind	148
Aden	<i>ib.</i>
Excise—	
Presidency	149
Sind	153
Aden	<i>ib.</i>
Stamps	154
License Tax	<i>ib.</i>
Local Funds	155
Municipal Revenues	<i>ib.</i>

CHAPTER VI.—VITAL STATISTICS AND MEDICAL SERVICES.

Births and Deaths	156
Emigration	160
Medical Relief... ..	<i>ib.</i>
Contagious Diseases Act, Bombay	161
Lunatic Asylums	<i>ib.</i>
Sanitation	<i>ib.</i>
Vaccination	164

CHAPTER VII.—INSTRUCTION.

	PAGE
Education—	
General Remarks	166
The University	169
Arts Colleges	<i>ib.</i>
Professional Colleges and Special Schools	170
Matriculation	<i>ib.</i>
High Schools	171
Middle Schools	172
Schools for Europeans and Eurasians	173
Study of English and classical Languages	<i>ib.</i>
Primary Education	<i>ib.</i>
Education of Special Classes	175
Education of young Chiefs	<i>ib.</i>
Education in Native States	<i>ib.</i>
Normal Schools	<i>ib.</i>
Public Libraries	176
Literature and the Press—	
Literature	176
Vernacular Press	180
Literary Societies—	
Bombay Branch of the Royal Asiatic Society	181
Sassoon Mechanics' Institute	182
Medical and Physical Society	<i>ib.</i>
Arts and Sciences—	
Victoria and Albert Museum	<i>ib.</i>

CHAPTER VIII.—ARCHÆOLOGY.

Review of the year's operations	183
--	-----

CHAPTER IX.—MISCELLANEOUS.

Ecclesiastical Jurisdiction—	
Established Church of England	184
Roman Catholic Church	<i>ib.</i>
Established Church of Scotland	185
Other churches	<i>ib.</i>
Stationery	<i>ib.</i>
General Miscellaneous—	
Printing Presses	186
Government Photozincographic Office	187

Statistical Returns.

	PAGE
PART III.	
CHAPTER I.	
STATISTICS OF PHYSICAL AND POLITICAL GEOGRAPHY.	
A.—Geographical Area of Territory administered.	3
POLITICAL.	
B.—(1.) Political Relations with Native States ...	4
(2.) Ruling Chiefs: ...	10
C.—(1.) Civil Divisions of British Territory ...	16
(2.) Civil Divisions of Territory under Political control ...	17
D.—(1.) Population of British Territory ...	18
(2.) Population of Native States... ..	19
CHAPTER II.—ADMINISTRATION OF THE LAND.	
(1.) Statement showing the date on which the current settlement in each District of the Bombay Presidency expires ...	20
(2.) Cost of Re-settlement Operations ...	<i>ib.</i>
CHAPTER III.—PROTECTION.	
A.—LEGISLATIVE—	
(1.) Acts passed in the year 1885-86 ...	21
(2.) Bills proposed and pending during the same period ...	<i>ib.</i>
B.—POLICE—	
(1.) General Statement of Cognizable Crime showing the result of Police operations... ..	22
(2.) General Statement of Non-Cognizable Crime showing the result of Police and Magisterial operations ...	24
(3.) Thuggee, Dacoity, and other professional crimes ...	25
(4.) Additional Police collected for the protection of person and property at fairs ...	<i>ib.</i>
(5.) Additional Police quartered as a punitive measure for do. do. ...	29
(6.) Strength, Cost, Distribution and Employment of Police ...	30
(7.) Equipment, Discipline, and General Internal Management of the Force ...	34
(8.) Race, Religion or Caste of Officers and Men employed in the Police... ..	36
(9.) Expenditure on Police Buildings ...	37
(10.) Dismissals and Resignations in the Subordinate Grades of the Police ...	<i>ib.</i>
C.—JUDICIAL STATEMENTS (CRIMINAL)—	
(1.) Judicial Divisions and the number of Officers exercising Appellate or Original Jurisdiction, with the Cost of Tribunals.	38
(2.) Criminal Offences reported and Persons tried ...	39
(2a.) General result of the trial of European British subjects ...	42
(3.) Miscellaneous Criminal proceedings ...	44
(4.) Result of Criminal trials ...	<i>ib.</i>
(5.) Punishments inflicted by the Criminal Tribunals ...	45
(6.) Result of Appeals and Revisions ...	46
(7.) Use of Juries and Assessors in the Civil and Criminal Courts ...	47
D.—PRISONS—	
(1.) Number and disposal of Convicts in the Jails ...	48
(2.) Religion, Age, and previous Occupation of the Convicts ...	<i>ib.</i>
(3.) Convicts classed according to the nature and length of sentence ...	49
(4.) Convicts who had been previously convicted... ..	<i>ib.</i>
(5.) Expenditure in guarding and maintaining the Prisoners ...	<i>ib.</i>

	PAGE
(6.) Employment of the Convicts ...	50
(7.) Net cash earnings of Convicts ...	50
(8.) Net Cost of Prisoners ...	<i>ib.</i>
(9.) Sickness and Mortality among Prisoners.	51
(10.) Particulars regarding Civil Prisoners ...	<i>ib.</i>
E.—JUDICIAL STATEMENTS (CIVIL)—	
(1.) Number and description of Civil Suits... ..	52
(2.) Number and Value of Suits instituted ...	53
(3.) Result of the Trial of Civil and Revenue Cases in the Courts of Original Jurisdiction, Part I, Civil Suits ...	54
(4.) Ditto ditto, Part II, Miscellaneous Cases.	55
(5.) Appeals from Decrees ...	56
(6.) Miscellaneous Appeals ...	57
(7.) Execution of Decrees ...	58
(8.) Insolvency proceedings under Chapter XX, Civil Procedure Code ...	59
F.—REGISTRATION—	
(1.) Deeds registered and Departmental Receipts... ..	60
G.—MILITARY—	
(1.) Strength and Cost of the Bombay Army.	62
(2.) Actual Cost of the Bombay Army ...	<i>ib.</i>
(3.) Detailed Statement of Amounts included in the Supplementary Accounts ...	63
(4.) Abstract ditto ditto ...	<i>ib.</i>
CHAPTER IV.—PRODUCTION AND DISTRIBUTION.	
A.—AGRICULTURE—	
(1.) Total area of Government and Alienated villages and the area for which agricultural statistics are available, with details of cultivated and uncultivated area ...	64
(2.) Area under different Crops ...	65
(3.) Irrigated area and crops growing under Irrigation ...	66
(4.) Agricultural Stock ...	67
(5.) Average incidence of Land Revenue per acre and per head of population ...	68
(6.) Number and Extent of holdings in Surveyed Government Rayatwari Villages with details of each District ...	70
(7.) Other varieties of tenure than Rayatwari with the number of estates under each variety of Tenure and the Area and Revenue paid to Government under each such variety ...	74
B.—WEATHER AND CROPS—	
(1.) Climate ...	76
(2.) Prices of Products ...	77
(3.) Do. Labour... ..	78
C.—MANUFACTURES—	
Particulars regarding the number of Mills working in the Bombay Presidency ...	<i>ib.</i>
D.—TRADE—	
(1.) Merchandise and value of Treasure imported from Foreign Countries into the Bombay Presidency, including Sind ...	80
Merchandise and value of Treasure (exclusive of Government Stores and Treasures) imported from Foreign Countries and Ports in British India into the Port of Aden ...	88
(2.) Exports from Bombay and Sind to Foreign Countries ...	100
Exports to Foreign Countries and Ports in British India from the Port of Aden ...	112
(3.) Customs Duty collected on the principal and other articles of Merchandise subject to duty on Import and Export at Ports in the Presidency of Bombay and in the Province of Sind... ..	124

PAGE	PAGE		
(3) Customs duty collected on the principal and other articles of Merchandise, subject to duty on Import and Export at Ports in the Province of Sind and at the Port of Aden ...	125	(4.) Revenue derived from Country Spirits .	167
(4.) Statement showing the Coasting Trade...	126	(5.) Materials from which Country Spirit was distilled ...	168
(5.) Number and Tonnage of Vessels which entered and cleared with Cargoes from and to Foreign Countries ...	128	(6.) Revenue derived from Wine, Beer, and Fermented Liquors ...	169
(6.) Number and Tonnage of Vessels which entered and cleared in Ballast from and to Foreign Countries at Ports in the Presidency of Bombay and in the Province of Sind ...	136	(7.) Revenue derived from Opium and Preparations of Opium ...	170
Number and Tonnage of Vessels which entered and cleared from and to Foreign Countries at the Port of Aden ...	144	(8.) Revenue derived from Hemp (Ganja) and preparations therefrom...	171
(7.) Number and Tonnage of Vessels employed in the Interportal Trade which entered and cleared with Cargoes in Ballast in the Presidency of Bombay and in the Province of Sind ...	148	(II.) STAMPS—	
Number and Tonnage of Vessels which entered and cleared from and to the Ports in British India and Burmah at the Port of Aden ...	150	(1.) Receipts and Disbursements on account of General and Court-fee Stamps ...	172
(8.) Quantity of Cotton exported from India during 1885-86 ...	151	(2.) Net receipts from Stamp revenue for ten years ...	173
(9.) Quantity and Value of Cotton exported from Bombay during 1885-86 ...	152	(3.) Sales of Court-fee stamps ...	174
E.—POSTAL—		(III.) LOCAL FUNDS—	
Articles received for delivery and returned undelivered by the District Village Postmen ...	153	Receipts and Disbursements from Local (Public Works) Funds in each Collectorate during the year 1885-86 ...	175
F.—PUBLIC WORKS—		(IV.) MUNICIPAL REVENUES—	
Abstract Financial Results showing the estimated cost of Construction of Productive Irrigation Works, the Capital Outlay thereon, the Revenue derived therefrom, the working expenses and the interest on the debt incurred in respect of those works for and to end of 1885-86 ...	154	(1.) Income of District Municipalities ...	176
(2.) Abstract of Financial Results showing the estimated cost of construction of Protective Irrigation Works, the Capital Outlay thereon, the Revenue derived therefrom, and the Working Expenses, in respect of those works for and to end of the year 1885-86 ...	155	(2.) Expenditure ditto ...	182
(3.) Abstract of Financial Results showing the estimated cost of construction of Ordinary Irrigation Works, the Capital Outlay thereon, the Revenue derived therefrom and the Working Expenses in respect of those works ...	156	(3.) Details of Octroi Taxation ...	186
CHAPTER V.—REVENUE AND FINANCE.		CHAPTER VI.—VITAL STATISTICS.	
(1.) General statement of Receipts and Expenditure of the Bombay Presidency during 1884-85 and 1885-86 ...	158	A.—BIRTHS AND DEATHS—	
(2.) Revenue of the Bombay Presidency ...	<i>ib.</i>	(1.) Births registered during 1885 ...	191
(3.) Expenditure of the Bombay Presidency...	159	(2.) Deaths registered during 1885 ...	<i>ib.</i>
(4.) Comparative Statement of Civil Receipts and Expenditure (Imperial) for 1884-85 and 1885-86 ...	<i>ib.</i>	(3.) Deaths registered from different causes...	192
(5.) Comparative Statement of Civil Receipts and Expenditure (Provincial) for 1884-85 and 1885-86 ...	160	B.—CIVIL HOSPITALS AND DISPENSARIES—	
(6.) Statement showing the Actual Receipts and Expenditure under Debt and Remittance Heads for 1885-86 ...	<i>ib.</i>	(1.) Number of Civil Hospitals and Dispensaries ...	194
A.—IMPERIAL REVENUE AND FINANCE—		(2.) Number of In-door and Out-door Patients treated ...	<i>ib.</i>
LAND REVENUE—		(3.) Diseases of In-door and Out-door patients treated ...	<i>ib.</i>
Gross Land Revenue to be realized and the actual realizations in 1884-85 and 1885-86.	162	(3a.) Result of major Surgical Operations performed ...	195
B.—REVENUE OTHER THAN IMPERIAL—		(4.) Classes and Sexes of In-door and Out-door patients ...	<i>ib.</i>
(I.) EXCISE—		(5.) Income and Expenditure ...	<i>ib.</i>
(1.) Total Revenue derived from Spirits, Fermented Liquors and Drugs ...	165	C.—LUNATIC ASYLUMS—	
(2.) Revenue derived from Spirits ...	<i>ib.</i>	(1.) Admissions, Discharges &c., of Lunatics in the Lunatic Asylums ...	196
(3.) Revenue derived from Spirits manufactured in India in the European method or imported from abroad ...	166	(2.) Criminal Lunatics in the Asylums ...	<i>ib.</i>
		D.—VACCINATION—	
		(1.) Particulars of Vaccination ...	198
		CHAPTER VII.—INSTRUCTION.	
		A.—EDUCATION—	
		(1.) Abstract Return of Colleges, Schools and Scholars ...	208
		(2.) Abstract Return of Expenditure ...	209
		(3.) Return of Colleges, Schools and Scholars ...	210
		(4.) Return of Expenditure ...	212
		(5.) Return of the stages of instruction of Pupils in Public Schools for general education ...	214
		(6.) Results of Examinations in the Bombay Presidency ...	215
		(7.) Return showing the distribution of Local Fund and Municipal Expenditure on Public Instruction ...	216
		(8.) Distribution of Government Schools and Colleges subject to administrative supervision ...	218
		B.—LITERATURE AND THE PRESS—	
		(1.) Total number of Books registered in the Bombay Presidency ...	220
		(2.) Analysis of Publications registered ...	<i>ib.</i>
		(3.) Return of Presses worked and Newspapers or Periodical Works published...	221
		CHAPTER IX.—MISCELLANEOUS.	
		Return of Persons according to Religious Denominations ...	229

PART I.

SUMMARY.

As far as concerns the great Government Departments by which the administration of the Bombay Presidency is directly conducted, the year 1885-86 may be safely termed a year of increased efficiency and public usefulness. The profound tranquillity of the British territories remained unbroken save by the extraordinary Talávia riot at Broach. The administration of justice, both civil and criminal, was materially accelerated. The Salt Department was able not only to meet liberally the growing demand of the Presidency but also to supply much salt to other Provinces. The Forest Department by freely throwing open its reserves materially relieved the wants of cultivators at a season when fodder was exceedingly scarce. The operations of the Sanitary Department were largely extended and the number of persons gratuitously relieved at the State-supported medical institutions increased greatly. Valuable progress was made with the extension of the Southern Marátha Railway and the construction of useful roads. The Postal Department was maintained in its usual state of high efficiency. The spread of Education, State-maintained or State-fostered, steadily continued. The appointment of Commissions to enquire into the working of the Forest and Abkári Departments further marked the departmental history of the year. This general increase of efficiency was accompanied in the case of most of the earning Departments (excepting the Opium Department) by a gratifying increase in revenue.

The import trade showed a most remarkable advance, and although the export trade was much diminished by the failure of the cotton and linseed crops, two staples of export, there was a material development in the export of other articles. The great mill industry showed decided signs of returning prosperity as the year ended. Although wealthier traders suffered to some extent from the imposition of the Income Tax, there can be but little doubt that for the trading community generally the year was favorable and that their condition was more prosperous at its close than at its commencement.

The harvest was unusually good. In Sind and Gujarát, in the Konkan and in the Dekkhan, the crops were fair or at any rate above the average. The price of the finer produce that is exported—wheat, cotton, rice, and oil-seeds—showed no falling off, but owing to the extraordinary supply caused by the excellence of the harvest the price of food-grains fell considerably in several districts. The demand for waste land for cultivation—one of the best tests of the prosperity of the agricultural classes—was brisk and general and especially marked in those districts that are usually accounted the most backward.

The condition of the hired labourers improved materially. Not only was grain abnormally cheap, but money wages rose almost everywhere. The great Government works in progress caused a pronounced rise in the wages of labourers in Sind; in the Presidency proper the extensions of the railways, the briskness of trade, and the demand for hired labour caused in localities by the plentiful harvest, had a similar though less marked effect.

Other salient facts in connection with the condition of the people generally are as follows. The incidence of the Land Revenue Taxation was rupees 2 annas 10 pies 4 per head of population, and that of Excise Taxation annas 7 pies 8. The steady rise in the consumption of salt merits notice: with 2 days' wages or less the unskilled labourer could have supplied himself with all the salt he required in the year. That the community at large is thriving and that its standard of comfort is rising year by year is indicated tolerably clearly by the steady development of the import trade.

The personnel of the administration remained unchanged throughout the year.

The Governor's
Tour.

His Excellency the Governor left Poona on December 14th, 1885, and arrived at Madras on December 19th. *En route* he paid a two days' visit to Bijápur. He left Madras on December 28th and arrived at Bombay on December 31st, having made a short stay at Sholápur on the way. Leaving Bombay on January 8th, he arrived at Broach on the 9th, remaining there till the 11th. The visit to Broach was made in connection with the Talávia riot that had occurred a short time before. From Broach His Excellency went to Baroda, where he was very cordially received and entertained by His Highness the Gaikwád. On January 13th he left Baroda and arrived at Ulwár on the following day, having on the way paid a short visit to Ahmedabad. Leaving Ulwár on January 15th he arrived at Delhi on the following day, where he witnessed the grand march past of the troops that had taken part in the camp of exercise. His Excellency left Delhi on January 20th, and after a four or five days' stay at Agra returned to Bombay, arriving there on January 27th.

Native States.

Considerable progress in various directions was made in the States under the political supervision or administration of the Bombay Government. Transit dues and the various petty and burdensome taxes on particular trades or classes that have long checked the free development of trade in most of the States were to a large extent removed. In the Southern Marátha Country the Kolhápur *darbár* agreed to abolish the transit dues known as *sthalmod* and *sthalbharit* and an early reform in the same direction was promised by the Chiefs of Sánгли and the adjacent minor States. In the Káthiáwár States of Navánagar and Junágad the import and export duties known as *deshdán* were abolished. In the Cambay and Janjira States in which in the previous year the customs, salt, and excise regulations had been assimilated to those prevailing in British territory most favorable results were observed, and despite the scanty cotton crop of 1884-85 trade doubled itself. The mischievous effect of the transit dues upon trade was well instanced by the fact that half the inhabitants of Pethápur, a town in the Mahi Kántha Agency with a once prosperous dyeing industry, emigrated *en masse* in consequence of the high transit dues recently imposed by the Baroda *darbár*. From many places in the Rewa Kántha and Mahi Kántha Agencies a cart laden with produce could not reach the railway without paying transit dues several times over. Strong representations on the subject were made in the course of the year to the States concerned. Internal reform in other directions was carried on in most of the States with more or less success. Fair progress was made with the introduction of surveys and settlements, and on the whole the administration of justice, both civil and criminal, was considerably accelerated. Several of the States have commenced to preserve the State forests from denudation. Although but little progress was made with sanitation the various State dispensaries were mostly very largely attended, and if the number of patients treated is any criterion these institutions are appreciated by the people as a real boon. Education too was pushed on and several of the Chiefs showed great interest in the cause of female education, and besides subscribed, in some cases

with marked liberality, to the Countess of Dufferin's fund for supplying medical aid to the women of India. In common with the rest of the Presidency the States in India shared in the generally favorable season and the large recovery of arrears of land revenue due on account of previous years showed that the cultivators' position was slightly improved. Exhibits were forwarded by several of the States to the Antwerp and London Exhibitions.

Among the *Rájás* and Chiefs of note more than one death occurred. The untimely death of Jayasingráo Ghátge, Regent of Kolhápur, Chief of Kágál, and natural father of the young *Rájá* of the Kolhápur State, will long be sadly remembered. The Regent, who was best known to his subjects by the name of *Ábá Sáheb*, had been absent in Europe in the earlier part of the year. On his return in September, 1885, he resumed the regency: on March 20, 1886, he died very suddenly after a short illness at the early age of 29. Courteous, liberal, and enlightened, he had gained the respect and affection of all who were brought into contact with him, and his early death has been an almost irreparable loss to the Kolhápur State. In Káthiáwár the Thákor Sáheb of Pálitána, and the Chief of Wadhván died. The disputed question of the succession to the Savanúr *gádi* was decided in the course of the year and Abdul Tabriz Khán was installed as *Naváb* of that State.

In the following review the more important features of the administration of the larger Natives States only are briefly alluded to: full details of the administration of the smaller States whose affairs are not noticed here will be found in Chapter I. Part II. For the sake of convenience the order followed is that adopted in the body of the report.

The administration of the State of Cutch was carried on by His Highness the *Ráo*, to whom a son and heir was born in the course of the year. The season was a good one and excellent harvests were obtained. Trade fell off slightly in consequence of the failure of the cotton crop of the preceding year, but the steam ginning factories and cotton presses in the State worked briskly. The police work was heavy but not unusually so, and the crime returns though serious were normal. Some 3 lakhs of rupees were expended on Public Works, of which the most important were a bridge at Mándvi and harbour improvements at the same town. The year was free from epidemics and public health was decidedly good. Good work was done at the hospitals and dispensaries, and through the munificence of a well-known citizen, Shekh Dátubhai Ibráhim, a new hospital was founded at Mándvi. His Highness the *Ráo* showed a commendable interest in education, giving large donations to the Countess of Dufferin's fund as well as to other institutions. He also placed Rs. 10,000 in the hands of the Bombay Municipality to be used for educational or other objects for the benefit of the inhabitants of Cutch resident in Bombay. Two new schools were opened—one by the *darbár* and the other by private liberality. The example of the Cutch *darbár* in supporting its subjects in the prosecution of useful studies in foreign countries might well be followed by other States. The work done at the Bhúj School of Art was very promising. The exhibits forwarded to the Antwerp Exhibition received highly favorable notice and many valuable exhibits were sent to the London Exhibition.

North Gujarát
States.
Cutch.

The Pálanpur Agency comprises 12 States, of which the most important are Pálanpur and Rádhanpur. The people are of a turbulent and reckless nature, most of them carrying swords or heavy loaded sticks which they sometimes use against each other with deadly effect on slight provocation. Hence the returns of violent crime are extremely heavy. On the other hand the warlike character and intrepidity of the people effectually protect them against the attacks of dacoits. In the course of the year the contingent of His Highness the Gaikwád,

Pálanpur Agency.

which formerly performed the police duties of the Agency, was disbanded and replaced by the newly organized Agency Police force. A new hospital was founded at Rádhanpur by the *Naváb* of that State, who also subscribed liberally to the fund for supplying medical aid to the women of India. The harvest of the year was not very good, wheat being perhaps the best crop. Public health was fair save for an epidemic of small-pox and measles. Four new schools were opened. Upon the whole the year though uneventful was one of average prosperity and progress.

Mahi Kántha Agency.

The Mahi Kántha Political Agency comprises 64 States, all of which save the State of I'dar are inconsiderable. Many of the States march with the Márwár and Meywár country, and the border which includes many Bhil villages is probably the most disturbed and dangerous tract of country in Western India. In the course of the year 4 men of the I'dar police force were treacherously massacred by Bhils who subsequently left their villages and fled across the border. Thirty-one dacoities and 50 robberies, in which 4 persons were killed and 19 wounded, and 16 murders were reported. An outbreak among the prisoners at the I'dar jail was effectually suppressed by the I'dar sepoy, who killed 8 and wounded 14 of the convicts. The disbandment of the police contingent of His Highness the Gáikwád was continued, and the new Agency police force which is to replace the contingent mustered 197 strong at the close of the year. The rainfall was scanty and untimely and the harvest poor. None of the States save I'dar incurred any expenditure on Public Works. Public health was fair, save for an outbreak of cholera. Six new schools were opened and subscriptions to the amount of Rs. 77,000 received for the *Tálukdári* School at I'dar, for which a suitable edifice will be constructed.

Káthiáwár.

The rich and fertile province of Káthiáwár comprises 188 States of varying size and importance. The Chiefs of many of the States are conspicuous for their loyalty and enlightened government. Prominent among the other Chiefs is His Highness Sir Takhtsinghji Jaswantsinghji, Chief of Bhávnagar, upon whom in the course of the year Her Imperial Majesty was pleased to bestow the dignity of Grand Commander of the Exalted Order of the Star of India. The young Chief of Gondal visited England and published a highly interesting and well-written account of his travels and the impressions he had formed.

Wheat and cotton are largely grown throughout Káthiáwár and the Chiefs are fully alive to the desirability of developing the country. There are several excellent harbours on the coast and a brisk export trade in wheat and cotton is usually carried on with Bombay. Owing however to the failure of the cotton crop of 1884-85, export trade both by sea and land exhibited a decline. The existing railways in Káthiáwár run from Wadhván to Bhávnagar, from Bhávnagar to Gondal, and from Morvi to Than. Twenty-four miles of the Morvi State Railway were declared open in the course of the year. A considerable extension of the railway system was planned and approved of and will shortly be carried into effect.

The organization of the new Káthiáwár Agency police force which has superseded the contingent of His Highness the Gáikwád was pushed on and almost completed. The force when complete will be 816 strong and will include 251 mounted and 60 camel police. It is hoped that with the help of this force the deplorable lawlessness that has long existed will be checked. In the course of the year 112 robberies and 99 dacoities were reported. In these affrays (many of which were attributed to the Mekránis who were in open rebellion against the Junágad *darbár* and for whose suppression a special officer was deputed) 19 persons lost their lives, 18 were carried off as hostages, and 93 were wounded. Twenty-two outlaws remained at large at the close of the year. The notorious

outlaw Movár Sadháni surrendered in the course of the year to Captain Salmon, who after an arduous pursuit overtook the outlaw in Jodhpur territory. Several persons, including one of the minor Chiefs in the Pálanpur Agency, were prosecuted for harbouring the outlaw.

The rainfall was somewhat deficient and the crops not very good. Some progress was made with the work of the survey and settlement: this department works in connection with the *Rájasthánik* Court, which decides the numerous disputes that arise between the Chiefs and their landholders. In that as well as in the other civil courts in the province the number of arrears was unduly large. Public health was fair: 21 lakhs of rupees were expended on Public Works and 6 lakhs on Education: 45 new schools were opened. The three principal scholastic institutions—the Káthiáwár Training College, the Ráj कुमार College, and the Wádhwán *Tálukdári Grássia* School—were maintained in a state of efficiency. His Highness the Rájá of Kolhápur entered the Ráj कुमार College as a student in the course of the year. The progress made in Káthiáwár in Public Works and Education compares very favorably with the backward condition of the province in other important respects.

The Rewa Kántha Agency comprises the Rájpipla State and 60 other States of less importance. The rainfall was scanty and the out-turn of the crops poor. The Rájpipla State continued to be administered by the Rájá conjointly with a British administrator. Measures were taken to remove the confusion which was found to prevail in almost every branch of the administration and one or two useful Public Works were carried out. Much however remained to be done at the close of the year.

Rewa Kántha Agency.

The conduct of the Sir Desái of Sávantvádi continued to be hardly satisfactory and the interest evinced by him in the administration of his State was of the slightest. The survey and settlement of the State was completed in the course of the year and some slight progress was made in other directions. Owing to the settlement the financial condition of the State improved.

South Konkan Group. Sávantvádi.

The lamented death of the Regent has been already noticed. The rainfall of the year was plentiful and a good harvest resulted, while some 16,000 acres of waste land were brought under cultivation. Good progress was made with the settlement of alienated lands and forest demarcation. The internal peace of the State was undisturbed, and crime, which has much decreased since 1881-82, the year in which Abá Sáheb assumed the office of Regent, was normal. The financial condition of the State and its feudatories was good: the abolition of the *sthalmod* and *sthalbharit* taxes has been previously alluded to. Public health was fair. A new dispensary was opened, and the attendance of patients at all the dispensaries was large. Satisfactory progress was made with Education and several useful Public Works, including the bridge over the Bhagwati river, were completed. Generally speaking, the year may be termed one of valuable domestic reform and increased efficiency of administration.

Dekkan Group. Kolhápur.

In the less important States of the Southern Marátha Country—Sángli, the Southern Marátha and Satára *jághirs*, and Savanúr—the partial or contemplated abolition of transit dues has been already alluded to. The internal condition of all these States was tranquil: they are as a rule but little disturbed by crime of a serious nature. Several are situated in the arid zone of the Dekkan and are in consequence particularly liable to famine: it is satisfactory to observe that some of the States have large reserve funds in cash or invested in Government Securities from which contingencies of a disastrous nature may be met. The appointment of a Forest Committee to deal with the vexed question of forest administration in the Bhor State was perhaps the most

Sángli, and the Southern Marátha Minor States.

prominent event connected with these minor States. A good deal of valuable and useful work was done by the dispensaries, the large and annually increasing attendance at which shows that the gratuitous relief afforded is generally appreciated. Good progress was also made with vaccination. The number of schools or classes was added to more or less in each of the States. In some of the more considerable municipalities commendable energy and activity were shown.

Sind.
Khairpur.

The administration of the pastoral and desert State of Khairpur in Sind was conducted in the usual patriarchal fashion by the Mir and his sons. An arrangement under which the Mir obtains his supply of salt from the British salt-works worked well. Salt manufacture in the Khairpur State has been discontinued.

Aden.

Save for a gratifying revival of trade which had in 1884-85 greatly fallen off, the history of the Settlement of Aden was uneventful. Political relations with the neighbouring Arab tribes remained unchanged and the strength of the garrison was unaltered. Satisfactory progress was made with the works connected with the fortifications. A cyclone in the month of June, 1885, did great damage to the town and shipping.

Surveys.
Trigonometrical
Survey.

The Great Trigonometrical Survey of India was pushed on during the year, 9,678 square miles in all being topographically surveyed. The trigonometrical survey of Gujarát and Cutch was almost completed and arrangements were made for the transfer of the parties to other provinces in the forthcoming year.

Revenue Survey.

Satisfactory progress was made throughout the Presidency by the various survey parties employed: revision measuring and classing work were pushed on briskly in the British districts, and original work was done in some of the Native States. The settlements of 801 Government villages were effected with the net result that the Land Revenue of these villages was raised from Rs. 6,41,592 to Rs. 7,48,320, or in other words was increased in the proportion of 16.6 per cent. Settlements were also introduced into 47 alienated villages or villages in Native States, with the result that the Land Revenue was raised from Rs. 68,575 to Rs. 82,988—an increase of 21.1 per cent. The most important settlements introduced were those of the Shevgaon, Igatpuri, and Sampgaon talukas in the Ahmednagar, Násik, and Belgaum Districts respectively. In all of these talukas communications had been very greatly improved since the date of the original settlements and new markets placed within reach of the cultivator. Prices too had materially risen, while the increase of agricultural stock under the original settlements showed that the former Government demand had at least had no impoverishing effect. In some of the talukas into which settlements were introduced (*e.g.* the Ratnágiri and Sangameshvar talukas) the demand of the original settlement was reduced, and in the Dohád and Hálol talukas in Gujarát the revision settlement merely collected into one fixed Land Revenue demand a number of petty and special assessments that had previously been levied.

Sind.

The operations of the Sind Survey Department were confined to measuring and the introduction of temporary settlements. These latter were introduced into 5 talukas. No period was specified for the duration of the settlements: the estimated increase of revenue under them was Rs. 1,10,000 annually.

Cultivated
Lands.

The total number of occupancies into which the culturable land held by *rayats* direct from Government was divided was, roughly speaking, 1½ million. The greater number of these occupancies are sub-divided among a very large number of inferior holders. In 4,269 cases only was it necessary to resort to distraint in order to collect the Land Revenue and in an extremely small number of these cases was sale of the defaulter's property actually resorted to. Many of the distraints were made on account of Land Revenue outstanding from the previous year.

The system under which discount is allowed to cultivators who pay Land Revenue in advance seems better understood in Sind than elsewhere. Some Mahomedan cultivators are said to refuse to accept the discount offered, on the ground that their religion prevents them from taking interest in any form.

The total area of Government land under cultivation was 26,745,910 acres. The favorable season, the growing demand for wheat and cotton for export, the extension of railways—all these causes produced a remarkable extension of cultivation in the Presidency proper. In all 234,269 acres were newly taken up in the course of the year. This extension was more marked in the Dekkhan Collectorates than elsewhere, and some of those tracts which suffered most severely in the famine of 1876-77 appear to have recovered their position. As the culturable waste land consists of land of a poorer description, all the best lands having been naturally taken up long ago, this very brisk demand indicates fairly conclusively that cultivation under the existing settlements is remunerative to the cultivator even where the soil is poor. No trustworthy statistics concerning the area of alienated land under cultivation can be obtained: in the Southern Division especially the area of cultivated alienated land is very large, almost equalling in some *tálukas* the area of Government land under cultivation. The area of culturable waste land (Government) available for cultivation at the close of the year exceeded 3 million acres. In the Khándesh, Ahmednagar, and Bijápur Collectorates this area was especially large. However, in each of these 3 Collectorates large areas were brought under cultivation in the course of the year. Of the unculturable waste land (unalienated) 13,529 square miles are Government Forests: the remainder is mostly given free or sold for grazing annually.

With the exception of the estates of the *Tálukdárs* of Gujarát which are under the management of a special officer, the estates under management were of little importance. Some 15 of the *Tálukdárs'* estates were freed from debt in the course of the year and the affairs of a good many were placed on a much sounder basis. As a class the *Tálukdárs* are singularly improvident and helpless, and they frequently apply for the good offices of the *Tálukdári* officer in difficulties of a purely domestic nature.

Wards' and other Estates.

The legislation of the year was not of a very important character. Three Acts were passed and five Bills were pending at the close of the year. Among the latter was Bill No. VI. of 1885, under which the better revenue administration of the estates of the *Tálukdárs* of Gujarát is provided for and the *status* of the *Tálukdárs* with reference to the British Government clearly fixed.

Legislation.

The Bill to amend the Bombay Land Revenue Code (Bill No. IV. of 1885) has been fully described in former reports. The Bills for the creation of Port Trusts at Karáchi and Aden had not been introduced when the year closed.

The total strength of the Police force employed throughout the Presidency and in Sind and Aden was 21,583 officers and men. Recruiting was brisk in the Northern Division throughout the year, as a number of men were drafted from the Police force into the Káthiáwár and Mahi Kántha Agencies Police forces which were being organized. Difficulty in obtaining suitable recruits with the present rates of pay and prospects of promotion was noticed by the superior Police officers all over the Presidency. Service in the Railway Police forces is particularly unpopular. Of the men composing the Police force almost half are Mahomedans. The cost of the different Police forces is entirely defrayed by Government save that in Bombay City and Aden the municipalities pay a small contribution yearly. All matters connected with the drill, discipline, and internal economy of the force are regulated by the Inspector-General of Police. Good progress in drill and musketry practice was made in the year. Education is

Police.

still very backward, especially in the Sind force, in which out of 4,241 men only 455 are able to read and write. The other forces are better educated. Among the Police forces in the Presidency proper the Ratnágiri force is remarkable for its high standard of education, while the Panch Maháls force which includes the Bhil Corps contains the smallest number of educated men. The conduct of the Police generally was better than in the previous year and on several occasions, notably at the Broach riot, the men behaved extremely well. The Southern Marátha Railway Police force worked for the first time as an independent body during 9 months in the year.

During the year 64,494 cognizable and 58,505 non-cognizable cases were reported to the Police. In connection with these cases 166,176 persons were arrested, of whom 62,792 were convicted. The number of offences reported considerably exceeded the number so reported in the previous year, but the increase was not very significant as cognizable crime was normal everywhere save in the City of Bombay, where 23,604 cognizable cases were reported against 20,843 in the previous year. The increase in non-cognizable crime was generally distributed, but perhaps more marked in the Central Division than elsewhere. It was partly attributed to the stricter enforcement of the provisions of the Municipal Act.

In Sind crime was normal. The most conspicuous event in the Police administration of the Northern Division was the cruel murder at Broach of Mr. Bruce Prescott, Police Superintendent of the Bombay and Baroda Railway, by a mob of Talávias, a low-caste community dwelling mainly in Baroda territory. Several efforts had been made in recent years to induce the Talávias to settle down and become cultivators, and a great deal of money was spent by the Bombay Government for this purpose. However, their incorrigible want of thrift effectually ruined all projects designed to benefit them. In the autumn of 1885 a number of them encamped near Broach, where they behaved in an eccentric but inoffensive manner, and no danger was apprehended from them by the local authorities. But on November 22nd, 1885, about 75 of the Talávias, whose fancied grievances against the Government were stimulated by their priests, entered Broach and after fruitlessly searching for the Collector of the district met Mr. Prescott as he was driving along the road. They stopped his dog-cart and attacked him with sticks and billhooks, leaving him for dead. Mr. Prescott died of his injuries some three hours afterwards. After threatening the Bank of Bombay at Broach the Talávias passed on through the town. Outside the town they were engaged by a small body of Police, and a struggle ensued in which three of the Police Constables were seriously and one fatally wounded. The Police fired on the Talávias with ball, killing five and wounding five; after the second volley the Talávias fled and in the immediate pursuit 40 of them were captured, while many others were arrested in the subsequent hue and cry, including their leader Lakha Bhagat. The principal offenders were committed for trial to the Broach Court of Sessions: three of the ring-leaders were sentenced to death by that Court and fifty-one of the less guilty rioters to transportation for life. Seventeen of the latter sentences were remitted by the High Court, and the remaining sentences confirmed. Lakha Bhagat and his two principal accomplices were executed at Broach on the scene of the crime. Save for this extraordinary outbreak, crime in the Northern Division was not remarkable. The increase of non-cognizable crime in the Central Division has been already noticed. Cognizable crime was normal. In the Southern Division there was a large increase in the number of dacoities and house-breaking cases, the greater part of which were undetected at the close of

the year. In Bombay City 13 murders were reported; robberies and attempts at murder also increased. There was also a large increase in the number of offences reported under the "Police" and "Public Conveyances" Acts. At Aden crime was slightly heavier than it was in the previous year. A number of half savage Somális now visit the town and are at first somewhat difficult to control. The Perim Magistrate dealt with 49 offenders.

Eighty-three vagrants were admitted to the Bombay Government Workhouse during the year, 36 were discharged to employment, 21 remained in the Workhouse at the close of the year, 11 deserted, and the remainder were either deported or taken charge of by their friends. Vagrants.

116 human beings were destroyed by wild animals and 1,145 by snakes: 2,849 head of cattle were destroyed by wild animals and snakes. These figures slightly exceed the average number. The depredations of wolves in the district of Ahmednagar and in Sind were unusually serious. Of the human beings destroyed by wild animals 24 were killed by mad dogs, 23 by jackals, and 22 by tigers and panthers. On the other hand 122 tigers, 209 leopards and panthers, and 487 wolves were killed. 283,579 venomous snakes were destroyed, six-sevenths of them in the Ratnágiri District and almost all the rest in the Satára district. This number was unusually large. The amount of the rewards paid by Government was Rs. 12,197. Destruction of Wild Animals.

The work of the Chemical Analyser to Government was unusually heavy, as a quantity of samples of stores had to be examined in connection with the Suakim expedition. The number of medico-legal cases referred to the Chemical Analyser for report was 336. In connection with 187 of these cases human poisoning was suspected: in 102 cases traces of poison were discovered. As usual arsenic was the poison generally used. The number of investigated cases of the suspected poisoning of cattle was 101, in 54 of which the presence of poison was detected. Arsenious oxide is the poison generally used in this class of offence. 108 samples of potable water were analysed during the year. Of these 69 samples were pronounced bad, among the worst being the sample from the sacred tank at the holy town of Trimbak. A quantity of samples of stores, &c., were examined for various Government departments. Among these two brands of so-called Eau de Cologne forwarded by the Ábkári Department were found on analysis to consist of perfumed spirit of high alcoholic strength. Chemical Analysis.

The number of offences reported to the Magistracy increased by 2,183, and the number of offences returned as true by 4,056. The number of cases actually brought to trial exceeded the number of cases so brought in the previous year by 5,329, while some 13,000 more persons were incriminated. The offences in which the increase was most observable were those of hurt, mischief, intimidation, insult, &c., while offences against the Cattle Trespass and Cantonment Acts also increased materially. There was an appreciable increase in offences relating to human life: in the number of offences of theft, criminal force, and assault no great difference was observable. Criminal Justice.

The steady decrease in the number of persons sentenced to imprisonment was maintained. The use of fine as a punishment is being yearly extended. The reason would appear to be that the more serious offences for which imprisonment is a proper punishment are steadily decreasing on the whole under the undisturbed and tranquil conditions of the Presidency and the gradual spread of education. On the other hand, offences of a less serious nature, and particularly offences against special and local laws, increase year by year. Offences against such laws are for the most part punished by fine only. No great improvement was noticed in the number of cases returned as false, but on the whole convictions were less frequently obtained in those cases in which personal interests or

inimities prompted prosecutions. The number of persons punished with whipping was 703.

Prisons.

The history of the Prisons' administration of the year presents no very remarkable features. The number of jails in the Presidency was further reduced by the transfer of the Poona District Jail to the Yerrowda Central Jail and at the close of the year stood at 25, viz. 1 Central and 24 District Jails. There were also 2 extra-mural gangs, one the old-established Nára Gang which is employed on canal works in Sind, and the other the Bijápur Gang which is employed on works connected with the recent transfer of the district head-quarters to that town from Kaládgi. Civil jails, subordinate jails, and lock-ups are numerous. There are 3 Reformatories for juvenile offenders, 1 at Bombay, 1 at Shikárpur, and 1 at Poona. 14,275 persons suffered incarceration in the course of the year. The steady yearly decrease in the number of persons incarcerated that has been observed since 1876 was fully maintained. The average daily number of prisoners in the jails was 6,611, while in 1876 the number was 8,846. The probable reasons for this remarkable and gratifying fact have been alluded to in the preceding paragraph.

The total cost of the maintenance of the prisons establishment was Rs. 5,37,541; each individual prisoner costing the State Rs. 74-1-6 yearly. This is about the usual annual cost.

The agricultural population, as usual, supplied more than 50 per cent. of the prisoners admitted. Previously convicted prisoners were admitted to the proportion of 15 per cent. of the total number of admissions, Bombay and Karáchi showing by far the highest percentages in this respect. 905 prisoners were released under the mark system: it is thought that the rules were somewhat over-liberally construed. 25 escapes and 10 recaptures took place during the year: the Nára extra-mural gang was responsible for the greater part of the escapes. 231 prisoners died in the year: as in previous years the mortality was by far the highest in Sind. Breaches of jail rules exhibited a most satisfactory decrease. 61 convicts only were punished with whipping. The profits derived from the manufacture of articles by prisoners and from the work of the extra-mural gangs decreased considerably: the Nára gang's efficiency was much impaired by an outbreak of cholera.

Civil Justice.

Under the head of Civil Justice there was a considerable increase in the number of suits instituted and disposed of. In about sixty per cent. of the suits instituted the value of the claim did not exceed Rs. 50. The duration of civil suits as well as of criminal cases was substantially reduced. The increased number of suits instituted rendered impracticable any great progress in the work of disposing of cases in arrears. The number of appellate suits increased, but the number disposed of was less than in 1884.

Dekkhan Agriculturists' Relief Act.

The results of litigation under the Dekkhan Agriculturists' Relief Act were again favorable. The steady increase in the number of suits instituted was fully maintained and the former reluctance on the part of village money-lenders to avail themselves of the Act showed distinct signs of disappearing. The amount of debt settled by the courts and by the conciliators under the Act was 5 lakhs of rupees. Litigation under the Act was far more freely resorted to in the 4 Collectories to which the Act applies than was litigation in the ordinary civil courts throughout the Presidency. The number of village *munsifs* was reduced by 3, and that of conciliators under the Act by 10, but while the work of the *munsifs* was more than doubled (over 5,000 suits being instituted before them), the work of the conciliators diminished considerably. Conciliation failed in nearly half of the suits in which application was made to the conciliators in consequence of the non-appearance of the defendants whose attendance under the conciliation system is not compulsory. The claims before the conciliators that were disposed of were

abated in the proportion of 32½ per cent. The conciliation system which had been abolished in 6 talukas in 1884-85 was sharply criticised during the year: under the alternative system which is practised in 12 talukas in all, half the court fees are remitted if the suit is amicably settled at the first hearing. Under this plan good results have been obtained.

The work of the Court of Small Causes, Bombay, was unusually heavy, and the number of suits filed exceeded by 2,264 the number of suits filed in the preceding year. The increase of litigation took place mainly in suits of which the subject-matter was of small value. The average duration of each contested suit was reduced to 1 day only from the date of return of summons. Notwithstanding this very marked acceleration the arrears outstanding from former years were but slightly diminished and the number of cases in arrears at the year's close was 2,431.

Bombay Small Cause Court.

The number of registrations effected under the Indian Registration Act III. of 1877 showed a further increase and was the highest hitherto reached. The year was a busy one in the matter of Hindu marriages and the borrowings necessitated by these expensive ceremonies naturally caused an increase in the number of registrations. On the other hand the recent exemption from registration of notices of relinquishment had a contrary effect. With a view to the diminution of the expenditure of the registration department the registration circles are being enlarged and the system of peripatetic registrars is being extended. The income of the department exceeded the expenditure by Rs. 81,504. 23 new joint stock companies and 2 new societies were registered, while 9 companies went into liquidation and 1 was finally dissolved. The number of registered companies existing at the close of the year was 188, of which 102 were mills and presses.

Registration.

Registrations under the Dekkhan Agriculturists' Relief Act are confined to the 4 Collectorates of Poona, Ahmednagar, Satara, and Sholapur. The number of registrations effected largely exceeded that of the previous year. Registrations of deeds relating to immoveable property increased in all 4 Collectorates: mortgages with possession and leases for a term exceeding one year were registered on an unusually large scale. Registrations of deeds relating to moveable property also increased considerably, the number of money bonds registered showing a marked advance. It may be inferred from the increased number of these transactions that the credit of the agriculturist classes improved during the year and that loans were easily obtainable. The usual deficit in the accounts of registration under this head was materially reduced, expenditure exceeding receipts by Rs. 9,915 only.

Registration under the Dekkhan Agriculturists' Relief Act.

The year 1885-86 was memorable so far as the Bombay Municipality was concerned. The great *Tansa* Water-supply Project was finally adopted and the works were actually commenced. Drainage works of high importance were carried out, the existing water-supply from the *Tulsi* and *Vehar* lakes was much improved, new roads were constructed, and on the whole the year was one of great activity and energy.

Bombay Municipality.

The main features of the *Tansa* Water-supply Project are as follows. A dam will be constructed across the *Tansa* river at a point behind the *Mahuli* hills, 53½ miles distant from Bombay. The height of the dam will be at first 109 and subsequently 133 feet above the bed of the river. The area of the proposed lake will be 8 square miles. The catchment area, the yearly rainfall in which exceeds 100 inches, will be 52 square miles. The available daily water-supply throughout the dry season will be 100 million gallons. The water will be brought into Bombay by tunnels, conduits, and pipes which will be capable of delivering a supply of 33 million gallons daily in the city. This supply, added to the existing

supply from the Tulsi and Vehár lakes, will be more than ample after making every allowance for the growth of the population of a city that increases in size and importance year by year. The capital expenditure will be 123 lakhs of rupees which will be distributed over a period of 7 years, the time required before the works will be completed. The commencement of a project under which an abundant supply of pure water will be obtainable by every individual inhabitant of an enormous Asiatic city is an event of the highest importance and would alone be sufficient to stamp the year as a remarkable one.

In other and comparatively less important directions considerable progress was effected. The revenue reached nearly 44 lakhs of rupees, exceeding the expenditure by about $4\frac{1}{2}$ lakhs and the closing balance of the year was $15\frac{1}{2}$ lakhs. The registration of properties for taxation under the consolidated rate was completed, the result being a large increase in the valuation. The storm-water drainage works sanctioned by the Corporation were practically completed in the course of the year to the great benefit of some of the low-lying portions of the city, and places which formerly were knee-deep in water after even a moderate fall of rain now become dry very rapidly. The nuisance that has always existed on the Byculla Flats in certain months was sensibly diminished. Several important sewerage works were completed, including the laying of 5.94 miles of pipe sewers in the hitherto undrained district of Agripáda. The work of fixing house connections was almost completed in the populous district of Kamátipura. Several new roads of a useful character were made. In connection with the existing water-supply of the city from the Tulsi and Vehár lakes various important improvements were carried out. New catch-water channels were constructed for both lakes, the Tulsi dams were raised to their full height, filter-beds were constructed at Vehár, and a 24" main laid from Vehár to Bombay. The roofing of the settling tank at Malabár Hill was completed and direct connection provided between the Tulsi main and Malabár Hill filter-beds. The total amount expended by the Municipality on Public Works of all descriptions was, speaking roughly, $26\frac{1}{2}$ lakhs of rupees.

The health of the city is treated in detail in Chapter VI. Part II. 14,964 births and 21,850 deaths were registered, and the birth-rate (17.72 per 1,000) remained exceedingly low. The lowness of the rate was peculiar to the Hindu community, and was by some attributed to an alleged practice on the part of married women of the Hindu community of returning to their ancestral homes outside Bombay shortly before child-birth. As a considerable portion of the population of Bombay consists of immigrants from the neighbouring Konkan districts, especially Ratnágiri, the number of women with homes outside Bombay is large and the practice would sensibly affect the birth returns. Public health was generally speaking fair. 598 deaths from cholera were recorded, and 55 only from small-pox.

District Municipalities.

The number of District Municipalities was 160, 2 of minor importance having been abolished in the course of the year. The total number of Municipal Commissioners was 2,333: of these 893 were elected. The number of elected Commissioners was comparatively much smaller in Sind than in the Presidency proper, the elective system having been introduced into only the larger and more advanced Municipalities in the former province. The aggregate income of the Municipalities was (including previous balances) Rs. 43,10,969, while expenditure amounted to Rs. 31,86,147. The incidence of municipal taxation varied from Rs. 1-13-0 per head of population in Municipal towns in Sind to annas 12-1 in the Southern Division, where the Municipalities are generally poor. The receipts from Octroi amounted in all to Rs. 14,75,056. The refund system was well worked in Sind, where as much as Rs. 3,26,752 were refunded. In the Presidency proper

the attention of all the Municipalities was urgently called to this important subject.

The transfer of Primary and Secondary Schools within Municipal limits is alluded to elsewhere. Several of the smaller Municipalities had some difficulty in meeting the expense occasioned. Important reductions of establishment were effected in Sind. A few Municipalities had occasion to modify their schedules of taxation but no important alterations were made. No works of any magnitude were carried out, the newly constituted Municipalities preferring to wait and husband their resources before committing themselves to any expensive scheme. In many cases the elected Commissioners set about their duties with zeal and industry working harmoniously and with intelligence. However, in the Central Division a want of vigour was observed.

The strength of the Bombay Army was augmented in the course of the year by 2,060 fighting men. One battery of horse artillery and one field battery were added to the artillery force, while the field battery at Belgaum was transferred to the Madras Army. An additional British infantry battalion was stationed in the Presidency and the establishment brought up to 9 battalions: the strength of each battalion was augmented by 100 privates. The Belgaum district command, together with the British troops composing it, was transferred to the Madras Army in November, 1885. The formation of a corps of mounted rifles in connection with the Bombay Volunteer Rifle Corps was sanctioned. The total strength of the army, European and Native, was 38,002 fighting men, and the total cost of all branches of the service $284\frac{1}{2}$ lakhs of rupees. This exceeded by $35\frac{3}{4}$ lakhs the cost in the previous year. Military.

Gymnastic instruction was carried on systematically wherever possible, and there was a very large rise in the voluntary attendance at gymnasiums. Musketry training received even more than usual attention; the regulations were altered in several important respects and the training rendered of a most practical nature. Excellent results were obtained from practice with Moriss' aiming tubes. A school of musketry on the Hythe system was assembled at Mhow for a six weeks' course. The annual central rifle meeting was held in Poona in October 1885, and was very successful. The standard of education among the British troops was high, 76 per cent. of the troops in the command holding certificates of education. In the Native Army attendance at the schools save in the case of recruits is purely optional: the total number of men holding certificates at the close of the year was 4,803. The mortality among the horses of the British mounted corps was somewhat less than in the previous year; save for an outbreak of farcy at Neemuch in consequence of which 25 horses were destroyed the condition of the horses of the army was good. The remounts received during the year were of good stamp and gave satisfaction. Her Majesty's troopships made 12 outward and homeward voyages during the year, and 7 troop freight ships and hired transports were also employed in bringing out additional corps and drafts to India.

The work of the Bombay shipping office was brisk, and the increasing demand for native in preference to European seamen was again marked. This preference is attributed partly to the frequent misconduct of European crews and partly to the fact that for the total wages of a crew of Europeans nearly double the number of native seamen can be engaged, while the wages of the latter are paid not in sterling but in rupees. All objections on the part of native seamen to go to England have entirely disappeared and no difficulty is experienced in obtaining crews for London or Liverpool. The marine history of the year was further remarkable for the disastrous cyclone of June 3rd, 1885, in

*Marine.
Bombay
Shipping
Office.*

which the S. S. "Speke Hall" foundered and many other serious casualties occurred.

Bombay Port Trust.

The revenue of the Bombay Port Trust amounted to over 43 lakhs of rupees, considerably exceeding the estimate, and the surplus of revenue over expenditure amounted to $5\frac{3}{4}$ lakhs. Traffic largely increased in all branches, save that the exports of cotton fell off to the extent of 172,000 bales. The steady increase of receipts from the Prince's Dock continued. The expenditure on revenue account amounted to $37\frac{1}{2}$ lakhs, and that on capital account to $18\frac{3}{4}$ lakhs, of which sum $17\frac{3}{4}$ lakhs were expended on the Dock Extension works. The latter expenditure was defrayed by an advance of $5\frac{1}{2}$ lakhs from revenue and a temporary loan of 12 lakhs from the Bank of Bombay.

After protracted deliberations it was determined that the amount of the Dock Extension Loan should be raised by Government in India and lent to the Port Trust, the rate of interest payable by the Port Trust to be the actual rate of borrowing *plus* 1 per cent. for the sinking fund. Under the sanctioned Dock extension scheme the dock entrance will be widened to 80 feet and made 2 feet deeper. The question of locating a dry-dock suitable for men-of-war had not been decided at the close of the year. The works under the extension scheme have been carried on uninterruptedly ever since the plans were ready, the expenditure being met from a reserve fund formed from past balances of revenue, or from temporary loans. The amount hitherto expended on these works has amounted to $18\frac{1}{2}$ lakhs of rupees; considerable progress was made with the excavation work and walling, while the dams of the old Nicol and Masjid Basins were completed. The removal of the rock in front of the entrance of the new dock is work of a peculiarly heavy nature.

Karachi Harbour Board.

The receipts of the Karachi Harbour Board amounted to nearly 11 lakhs, while expenditure to the amount of $6\frac{3}{4}$ lakhs was incurred. Traffic of all sorts increased and the work for Government was particularly heavy. In the course of the year the Government of India sanctioned the advance to the Board of a loan of 10 lakhs. This loan will be devoted to the proposed improvements of the harbour fully alluded to in last year's report. During the year 4 lakhs were expended on these improvements, which are still in a preliminary stage. The sanction of the Secretary of State for India to a further loan of $15\frac{1}{2}$ lakhs for the extension of the ship wharf to Keamari and for the deepening of the entrance channel was asked for during the year. The bill for the creation of a Port Trust at Karachi similar to the Bombay Port Trust was under consideration in the Legislative Department: meantime the grant of the 10 lakhs loan prevented any delay in the execution of the important works connected with the harbour extension scheme.

Agriculture.

In the course of the year the Director of Agriculture was appointed a member of the Forest Commission. The series of experiments commenced to ascertain precisely the value of wood ashes as a manure, etc., for the seed-beds of rice was continued by the Director and reported to the Forest Commission. Other experiments were also carried out. It was discovered that the *bábhul* tree—*Acacia Arabica*—has a considerable sterilizing influence over crops growing in its vicinity and that the prejudice against the tree on the part of cultivators is for that reason well founded. Again, in reference to irrigation it was ascertained that the means used by the ordinary cultivator to which he has been guided by the experience derived from the practice of centuries are the cheapest and best available. Twenty-two tons of hand-picked selected Indian wheat seed were distributed and sown mostly in Sind and in the Southern Marátha Country. No marked success resulted, and it has now been fairly established that at any

rate for the first year the local variety of seed more than holds its own against imported varieties. This fact greatly militates against the success of the experiments which so far have been somewhat fruitless. Better results were obtained from the distribution of cotton seed, and 1,680 lbs. of the Louisiana and Memphis varieties were distributed in the Southern Marátha Country towards the close of the year. A steam wheat thresher was purchased and exhibited in various localities. The working of the machine was watched with interest by several firms and a project for forming a company to import these machines and work them for hire took definite shape. Forecasts of the wheat and cotton crops were framed and published every month from October until March. The total area under cotton in the Presidency was returned at 49,14,908 acres and the out-turn at 8,13,432 bales. The total area under wheat was returned at 29,69,539 acres and the out-turn at 7,27,400 tons. Among the miscellaneous work done by the Department may be mentioned the collection of samples of all the principal implements of husbandry used in the Presidency. This collection was forwarded to the Indo-Colonial Exhibition at London.

The work done in connection with the maintenance of the survey record was of an important nature. The establishment of circle inspectors was completed in the Bijápur and Dhárwár Collectorates and arrangements made for the adequate supervision of their work. For the first time the Department was able to submit statistics concerning cultivated and uncultivated areas, crops, irrigation, agricultural stock, rainfall, and trade rail-borne and road-borne. These statistics will be of great value at future revision settlements, and much improvement is anticipated in the quality of the agricultural statistics that are annually submitted.

Rs. 71,115 were advanced to cultivators in the course of the year for the purchase of seed and cattle or the permanent improvement of their holdings. Out of this sum Rs. 8,491 were advanced in Khándesh by the Bhil Agent to Bhil cultivators free of interest. In the province of Sind and in the Belgaum, Khándesh, and Sholápur Collectorates the rules concerning these advances are better known and more applications are received. In the Belgaum Collectorate the amount advanced for permanent improvements exceeded Rs. 20,000.

Advances to
Cultivators.

In Sind the number of cattle brought to pasture by the nomadic tribes of Biluchistán was less than usual, and in consequence of the demand caused by the great Government works now in progress on the frontier the number of horses and ponies in the province diminished. In the Presidency proper agricultural stock increased generally save in one or two Collectorates, notably in that of Ahmednagar.

Agricultural
Stock.

Eight Horse and Cattle shows were held in all in the course of the year—3 in Native States and 5 in the Presidency proper or in Sind. The Lower Sind horse-show was not held owing to lack of funds. The most successful shows of the year were those at Ahmednagar, Shikárpur, Chinchli, and Wadhván. Improved agricultural machinery was exhibited at some of the shows with encouraging results. Races, sports, and ploughing matches were all made use of to render the shows attractive and popular, and efforts in this direction were on the whole successful.

Horse and Cat-
tle Shows.

The results of the horse-breeding operations of the year were again indifferent. Save in Gujarát and Káthiáwár but little interest was evinced in the matter by the owners of mares. Private efforts were made during the year to improve the breed of country-bred horses, and various gentlemen subscribed to prizes for races for country-bred horses at the Poona race meeting. The Chiefs

Horse-breeding.

of Káthiáwár gave liberal subscriptions for this purpose. In Sind and Cutch donkey stallions are maintained by Government, and the people take a considerable interest in improving the breed.

Meteorology.

The work of the Meteorological Department of Western India was carried on upon the usual lines. To the 24 existing observatories a fresh one at Baroda was added. From observations taken in this and in preceding years Mr. Chambers was enabled to make important and suggestive deductions which are described briefly in Chapter IV.

Rainfall.

The early rainfall was barely sufficient in the Presidency generally and much anxiety was felt for a time in the Dekkhan, especially in those districts where the previous season had been far from favorable. The rainfall however after August was abundant everywhere save in Sind, where the fall was considerably less than that usually recorded. To put the matter briefly, the south-west monsoon though scanty was not unseasonable and the late north-east monsoon was unusually heavy. Consequently, while the rainfall in the Konkan and in Gujarát was below the average, the rainfall in the Dekkhan, which depends in great measure on the north-east monsoon, was unusually plentiful.

Crops.

In Sind the inundation of the Indus was very favorable and both early and late crops were excellent. The scanty rainfall somewhat interfered with the less important desert crops, but on the whole the season was a very good one. The out-turn of *jowári* and *bájrí*, both early and late, and of wheat was decidedly good. The area under cotton cultivation remained nominal. The prices of food-grains, including those grains of the commoner descriptions which are not exported but consumed locally, rose slightly in consequence of the demand of the labourers employed on the Sind-Peshin Railway and the works on the frontier. The position of the poorer classes improved materially in Sind in consequence of these works, labourers obtaining more money for their labour and cultivators higher prices for their produce than in the Presidency proper.

In Gujarát both early and late harvests were good and prices of food-grains declined slightly on the whole. The wheat and cotton crops were very fair. In the Konkan Collectories the rice crop was above the average and the out-turn of the commoner grains grown on dry-crop lands was generally good. Prices generally fell, although in one or two Collectories where there were unusual facilities for export the prices of rice and wheat rose slightly. In the Dekkhan the late rain fell in time to save the early crops and excellent harvests of both early and late crops resulted. The yield of late *jowári* and *bájrí* was unusually large and the price fell almost everywhere. Wheat too was a fair crop and the cotton crops in the black soil plains of the Dhárwár, Bijápúr, and Belgaum Collectories were decidedly good. The heavy fall in the price of food-grains affected cultivators but little, and they were amply compensated by the larger yield. The greater portion of these grains is consumed locally or bought up by dealers and stored in grain-pits for sale in a time of scarcity and high prices, while labourers are frequently paid in grain.

Wages.

A great demand for labour of all kinds was caused in Sind by the opening of the works on the Sind-Peshin Railway and the military works now in progress on the frontier. In Karáchi too the harbour extension works caused a brisk demand for unskilled labour, which was to some extent supplied by a large influx of Mekránis. The average daily wage of an unskilled labourer was 6 annas: in some of the districts as much as 8 annas was obtainable. "Skilled" labourers (who include goldsmiths, coppersmiths, blacksmiths, brass-workers, potters, tailors, carpenters, and artisans of every description) received from 8 annas to 1 rupee daily according to the nature of the employment. The wages of both skilled and unskilled labourers were considerably higher in Sind than in the rest of the Pre-

sidency. In the Presidency proper the wages of unskilled labourers were generally normal, *i.e.* they varied from 2 to 6 annas per day. In those districts where railway works were in progress the average rate obtainable was as much as 5 annas, while the harvesting of the excellent late crops caused a brisk demand for agricultural labour in March. Skilled labourers received from 8 annas to 1 rupee 4 annas daily.

At the close of the year the forest areas in the Northern, Southern, and Sind Forests. Circles were respectively 7,991, 5,230, and 673 square miles. Considerable progress was made with the work of demarcating and settling the forest areas.

A Commission comprising 2 Native gentlemen, 2 Divisional Forest Officers, the Director of Agriculture, and a President, was appointed during the year to enquire into the system of forest administration generally and more particularly into the grievances complained of in the native press and elsewhere. It had been alleged that the pressure of the forest rules in the Konkan districts was unduly severe. Exhaustive enquiries were made by the Commission, which had not concluded its labours at the close of the year.

The 3 Forest Circles are worked with very different results. In the Northern Circle of the Presidency an expenditure of about 6½ lakhs of rupees brought in a revenue of about 10½ lakhs. In the Southern Circle, which contains the rich teak forests of Kanara, a similar expenditure brought in a revenue of nearly 18 lakhs. A very large quantity of sleepers was supplied from the forests of the Southern Circle to the Southern Marátha Railway Company, and the yield of myrabolans was unusually large. In the Sind Circle an expenditure of 4 lakhs brought in a revenue of 5½ lakhs. In every circle the receipts of 1885-86 exceeded the receipts of the previous year. In both the Sind and the Northern Circles much relief was afforded to cultivators at a time when fodder was scarce by the throwing open of large portions of the forest area to free grazing. Reproductive operations were mainly confined to broad-cast sowings which are very successful whenever closure is possible. Free grants of wood to the value of Rs. 22,800 were made, principally in the Southern Circle. Prosecutions before Magistrates for forest offences numbered 1,038: four-fifths of the total number took place in the Northern Circle.

Six new factories were opened in the course of the year and the total number of factories to which Act XV of 1881 applied was brought up to 110, of which 43 were cotton-mills. In consequence of the short cotton crops of 1883-84 and 1884-85 the price of raw cotton was maintained for the greater part of 1885-86 at an abnormally high level. The unsettled character of the trade with China had a further depressing influence on the cotton industry. However, the good reports of the crop of 1885-86 had a very stimulating effect and the prospects of the industry materially brightened towards the close of the year. Manufactures.

The local industries of the higher class—the gold and silver lace industry of Surat, the silk and *kinkhá'* weaving industry, the silver and brass-work industry of Poona, Násik, and especially of Cutch, the silk-weaving industry of Yeola—received some stimulus from the Indo-Colonial Exhibition at London, to which extensive exhibits were sent. The Ahmednagar carpets gained a prize medal at the Antwerp Exhibition. In connection with the maintenance of these industries the question of establishing a school for technical education has long engaged serious attention.

In order to bring within reach of the law the smaller factories to which Act XV of 1881 does not apply, a clause was inserted in the draft Bombay Municipal Bill which will bring these factories under municipal control. The Factories' Act.

Trade.
Bombay.

The failure of the cotton crop of 1884-85, combined with the shortness of the crop for 1883-84, had a marked effect on the export trade of Bombay and the coasting ports for 1885-86. In Bombay alone the value of the export trade in raw cotton fell off by 240 lakhs of rupees. The export trade in linseed also fell off very considerably, while that in wheat on the other hand rose in value to the extent of 44 lakhs. Trade in other articles also was brisk, and although the net result of the year's sea-borne export trade was that private exports fell off in value by 178 lakhs, this falling off was more than counterbalanced by an increase of 224 lakhs in the value of the private import trade. On the whole, the sea-borne trade of Bombay was about 6 per cent. larger than the average sea-borne trade of the port for the preceding 5 years, although when compared with the sea-borne trade of the previous year it showed a decrease of 1.26 per cent. Export trade with the United Kingdom declined in value by 63 lakhs, decreased exports of cotton causing a diminution of 163 lakhs which was not counterbalanced by the activity shown in wheat and other exports. The export trade with Austria, France, Germany, and the Mauritius, also declined considerably, but with Belgium, Spain, Egypt, and Arabia materially increased. Imports from the United Kingdom, China, and Italy greatly exceeded those of the preceding year, but there was a considerable decrease in the value of the imports from Mauritius, Japan, Turkey in Asia, and Australia. As far as the United Kingdom was concerned in spite of the marked falling off in the exports of cotton the total value of trade increased, since the imports of cotton goods, railway plant, and silver were unusually large, while the exports of wheat, gold, gum, and dyeing materials rose considerably in value. The import trade with China ranks next to that with the United Kingdom in importance and magnitude. The amount of treasure imported in the year showed a large increase.

Karachi.

The trade of Karachi was not affected by the short cotton crop to the same extent as that of Bombay. The value of the trade of the year showed an increase of 10.45 per cent. when compared with the value of the trade of the year preceding. Imports and exports from foreign ports increased in value by about 42 lakhs each, while trade with the coasting ports increased in value by 13½ lakhs. The exports of wheat, rice, and cotton increased largely, the value of the wheat exported being 256 lakhs of rupees. The export trade of Karachi in wheat has multiplied itself 40 times over since 1874-75. Transactions on account of Government were very heavy in consequence of the importation of materials for the Quetta and Bolan Railways and of stores for the use of the troops on the frontier. Eight new European firms opened business in Karachi in the course of the year.

Aden.

The trade of Aden, which had in the preceding year declined in value by about 47 lakhs, recovered remarkably, and was decidedly above the average. Aden is an important entrepôt for the coffee trade. Quantities of coffee are imported from Singapore and consumed in Arabia, while the more valuable Arabian coffee is exported. The import and export trade in grain, gum and resin, hides, cotton piece-goods, tobacco, and treasure was unusually brisk.

Public Works.

In consequence of orders received from the Government of India a reduction of nearly 7 lakhs of rupees was effected in the Provincial expenditure on Public Works. As it was, the total expenditure on Civil Works, including Contribution and Local Fund Works, amounted to nearly 50 lakhs. No very important civil buildings were erected. The Kama Hospital for women and children in Bombay was almost completed, the Wilson College was commenced, and good progress made with the Cathedral High School and the new Central Press building. It was determined to add another storey to the latter building. This will involve an additional outlay of 2 lakhs. Seven *mámlatdárs' kacheris* and 4 subordinate judges' court-houses were either in progress or were completed and various other works were carried out. About 16 lakhs in all were expended on Civil Buildings.

Twenty-eight and a half lakhs were expended on Communications, out of which some 8 lakhs were set apart for original works. Sixteen feeder roads which will connect existing roads and markets with the railways were either in progress or were completed. Most of these were in the Southern Division of the Presidency in which the construction of the Southern Marátha Railway has somewhat modified the existing system of roads. As there are in this Division 6 first class *ghát* roads passable throughout the year the traffic will have free choice between the sea and the railways. In the other Divisions various important roads were pushed on or completed, and other improvements effected. Among the Miscellaneous Public Improvements carried out by the Public Works Department may be mentioned the completion of the Junnar water-works for the municipality of that town, the partial protection of the foreshore at Mahim north of Bombay, and the continuation of the work of levelling and clearing the Arkilla or Inner Citadel at Bijápur. The Arkilla was formerly the exclusive residence of the kings of the great Adil Shah dynasty of Bijápur, and it contains many of the choicest buildings of that unique and ruined city. Most of these have been converted into Government offices or residences for Government officials. Among the adapted or restored buildings the church, which was probably the porch or gateway of the great hall of audience, still displays within some traces of its ancient beauty. The formation of the Karáchi Harbour Board has severed any direct connection between the Public Works Department and the Karáchi Harbour works. The annual grant of one lakh for dredging the harbour is paid to the Harbour Board in a lump sum and the Board makes its own arrangements.

The expenditure on military works, which was reduced by 2 lakhs in obedience to the call for retrenchment, amounted to $17\frac{3}{4}$ lakhs, of which $6\frac{1}{2}$ lakhs were devoted to defence works at Bombay, Aden, and Karáchi. A complete scheme for the defences of Bombay having been approved of, work on the several batteries was in progress, and at an inspection by the Commander-in-Chief in India and other distinguished officers, some modifications of detail were determined on. Progress has since unavoidably been delayed. At Aden good progress was made with the fortifications. The project for the defences of Karáchi was sent for revision to the Defence Committee at Simla. The construction of permanent barracks for the troops at Colába was commenced and the Station Hospital for European troops at Ahmedabad was nearly completed.

Thirty-one and a quarter lakhs of rupees were expended on irrigation during the year. The total area of lands irrigated from Government irrigation works increased from 37,701 acres in the previous year to 59,450 acres. The Nira Canal was opened for irrigation and 11,195 acres were irrigated from it. The total water-rate assessment realized was Rs. 1,61,159. Considerable sums were expended on the Nira Canal works, the Mutha Canals, and the Wághád Tank. The latter important storage reservoir approaches completion. The inundation of the Indus was favorable, but considerable damage was caused by erosion in the Ghár Canal where the regulating bridge was washed away and extra clearance of the canal rendered necessary. The expenditure during the year on the Begári, Fuleli, and Karáchi Canals exceeded in each case a lakh of rupées. Irrigation.

During the year 102 additional miles of railway were declared open for traffic on the Southern Marátha Railway and 24 miles on the Morvi Native State Railway in the Province of Káthiáwár. At the close of the year these two lines had respectively $402\frac{1}{2}$ and 44 miles under construction. The length of lines under survey throughout the Presidency Railway system during 1885-86 was $509\frac{3}{4}$ miles: the most important of these lines were those in Káthiáwár by which the connection of the existing lines in that Province with the Bombay Baroda and Central India Railway will be completed. Railways.

On the Great Indian Peninsula Railway the most prominent work completed during the year was the Byculla overbridge, which on completion was handed over to the Bombay Municipality. Good progress was made with the magnificent Terminal Offices at Bori Bandar; the great dome in the centre was commenced and the scaffolding partially removed. From an architectural point of view the effect of the building when completed will be very imposing. On the B. B. & C. I. Railway the most important work undertaken was the construction of the Mount Abu Joint Railway Boarding School. The estimated cost of the school buildings is a lakh of rupees, which will be contributed proportionately by the B. B. and C. I. and Rájputána-Málwa Railway Companies. On the Southern Marátha Railway in lines under construction very considerable progress was made, and it is estimated that the five remaining sections still under construction will be all opened for traffic shortly. The only two tunnels on the line are the Castle Rock and Bear Rock tunnels on the South Dekkhan section: both of these are almost completed. The West of India Portuguese Guaranteed Railway between Buralkod and Goa will be completed as far as the foot of the Western *Gháts* by 1st January 1887, but the construction of the *ghát* portion will occupy at least a year further. During this period a cart service will be organized between Buralkod and the foot of the *Gháts* and thus the connection between the Southern Marátha Railway and Goa will be effected at a comparatively early date. The work of locating the survey of the southern extension of the Southern Marátha Railway from Ráne-bennur to Harihar was commenced during the year. The Southern Marátha Railway Company also commenced negotiations for taking over the Belláry-Guntakul section (32 miles) of the Madras Railway, and the Mysore State Railways which have 140 miles open for traffic and 157 under survey.

Despite the failure of the cotton crop of 1885 and the scanty nature of the *til* crop, by which two of the most important sources of goods traffic were materially curtailed, the earnings of the different lines in every case substantially exceeded the earnings of the previous year. On the G. I. P. Railway the gross earnings amounted to 364½ lakhs of rupees, exceeding the gross earnings of the previous year by 27½ lakhs. The return on the guaranteed capital amounted to 6.72 per cent. against 4.76 per cent., the average rate of interest paid to shareholders. Of the increased earnings 25½ lakhs were due to goods traffic; there was a large increase in the traffic in food grains and wheat, while cotton and *til* traffic showed a great falling off. On the B. B. and C. I. Railway the gross earnings amounted to 131½ lakhs of rupees, exceeding the gross earnings of the previous year by 9½ lakhs. This increase was mainly due to a larger traffic in salt, seeds, and wheat, while traffic in cotton decreased materially. The failure of the salt supply of the Sámbar Lake caused a very large quantity of salt to be exported to Central and Northern India from Khárághoda, the great Gujarát Salt Depôt. The net earnings of the year on this line were equivalent to a return of 8.82 per cent. on the guaranteed capital against an average return of 4.93 per cent. The net receipts of the Rájputána-Málwa line amounted to 74 lakhs of rupees, exceeding the net receipts of the previous year by 14½ lakhs, and the return on the capital outlay was 7.08 per cent. or 1.62 per cent. higher than the return in the preceding year. An increased goods traffic in grain, pulses, seeds, salt, and sugar was the main cause of the favorable result of the year. 363½ lakhs of rupees had been expended on the Southern Marátha Railway Capital Account at the close of the year and the available balance of subscribed capital amounted to 122½ lakhs. 316 miles were open for traffic during the year. The gross earnings of the year amounted to 8½ lakhs of rupees, of which 5½ lakhs were due to goods traffic. A large portion of the goods carried, however, was railway materials for the sections of the line under construction. Seeds and cotton are the most promising staples

of goods traffic on the sections of the line now open : the passenger traffic of the year showed a promising increase. Considering that the protective portion of the Southern Marátha Railway system was the first constructed the results of the working have hitherto been far from discouraging.

The administration of the Imperial Post, Bombay Circle, was specially marked by the introduction, from the 1st July, 1885, of a direct exchange of parcels not exceeding 7 lbs. in weight between the Indian and British Post Offices. This exchange proved to be extremely popular. Postal facilities were increased by the establishment of 24 new post-offices and 29 letter-boxes, while 27 postmen and 18 village postmen were added to the establishment. The value-payable parcel-post system continued to gain popularity and the steady increase of transactions under the money order scheme was fully maintained. The number of Saving Banks accounts and the amount of the deposits connected therewith rose largely, and the public availed itself of the agency of the Post Office in connection with the purchase, sale, or deposit of Government Securities to a somewhat larger extent than usual. Indian Postal Notes were not very largely used. One mail robbery only occurred, and in that fortunately but little mischief was done. The conduct of the Post Office employés was on the whole remarkably good, and the year generally, as far as the Post Office is concerned, was one of increased efficiency and usefulness.

Post Office.

The aggregate receipts of the Bombay Government for 1885-86, from all sources, Imperial, Provincial, and Local, amounted to 1,249 lakhs, exceeding the receipts of 1884-85 by no less than 104 lakhs. The transfer of the exchange account on transactions with London from the Bombay to the India books caused a nominal decrease of 117 lakhs in the aggregate expenditure (874 lakhs) from all sources. If the result of this transfer be eliminated an increase of expenditure exceeding 27 lakhs is shown. Financially speaking, the year was very favorable, a large increase in Civil Receipts and a smaller increase in Military and Civil Expenditure being its main features.

Finance.

The Imperial Civil Receipts for the year amounted to 723 lakhs, exceeding the Receipts of the previous year by 55 lakhs. There was a large increase in the Imperial Receipts from "Land Revenue," "Salt" (36 lakhs), "Excise," "Customs," "Forests," "Mint," and "Irrigation," while the Receipts from "Opium" fell off considerably. Imperial Expenditure (excluding exchange transactions) amounted to 73 lakhs and exceeded the expenditure of the previous year by 7 lakhs. This increase was fairly evenly distributed over the different heads.

Imperial.

The Provincial Civil Receipts amounted to 461 lakhs, exceeding by 42 lakhs the Receipts of 1884-85. Of this increase 25 lakhs were attributed to "Land Revenue," principally owing to an adjustment. Less important increases occurred under the heads of "Excise," "Forests," "Police," and "Public Works." The Provincial Civil Expenditure amounted to 390 lakhs and exceeded the Expenditure of the previous year by 21 lakhs, considerable increases occurring under the heads of "Land Revenue," "Assignments and Compensations," "Salt," "Police," "Education," "Miscellaneous" and "Contribution to Local Funds." The opening Provincial balance of the year was 41 lakhs, the closing balance 71 lakhs, and the Provincial surplus of the year 29 lakhs.

Provincial.

The importation of silver bullion was extremely large and the work of the Mint unusually heavy. Bullion of the value of 681 lakhs of rupees was tendered by the Commissioner of Issue : new coin of the same value was issued by the Mint, the gross gain to the Mint on the coinage of the year amounting to Rs. 73,329. Operative losses were reduced to a minimum by the introduction of a better process of annealing bits. Loss by speculation was exceedingly small, as out of

Mint.

70 million of rupee pieces issued not one was found missing, and the loss in four-anna and two-anna pieces amounted to Rs. 5½ only. The plant of the Mint was increased by the addition of 6 new coining presses. The revenue from all sources, the principal of which was the charges levied on coinage, amounted to 15½ lakhs, exceeding the expenditure by 5½ lakhs.

Paper Currency.

The gross circulation of notes was somewhat less than the gross circulation of the preceding year. The decrease was more marked in the notes of the higher denominations than in those of the lower, and was partially attributed to returning briskness of trade. The gross circulation of the year varied from 380 lakhs in April to 524 lakhs in November: in the period between May and November the circulation is usually highest. Foreign notes to the value of 99 lakhs were encashed, and small change to the value of 7½ lakhs issued. The importation of bullion was unusually large, probably in consequence of the decrease of the Secretary of State's drawings. Coin remittances also were extraordinarily heavy, amounting in all to 301 lakhs, against 156½ in the previous year. No cases of forgery of either notes or coin were brought to light.

Land Revenue.

The actual sum collected as "Land Revenue" in the year was 407 lakhs. This exceeded the collections of the previous year by 2½ lakhs. The increase may be attributed partly to the enhanced collections under recently introduced settlements and partly to the extensions of cultivation alluded to elsewhere. The revenue was collected without difficulty and outstanding balances from previous years were collected in several districts, notably in Bijapur, where after the unfavorable season of 1884-85 large sums were outstanding. The amount outstanding in the whole Presidency on July 31st, 1886, was trifling.

**Customs.
Bombay.**

The net imperial revenue from Customs at the port of Bombay amounted to 13½ lakhs of rupees, exceeding the revenue of all previous years since the new Tariff Act came into force. A larger importation of "Potable Spirits" was the main cause of the increase. Brandy formed 55 and whisky 33 per cent. of the total quantity of spirits imported. The revenue continued to suffer by the importation of perfumed spirit in bottles less than 4 ounces in size. This spirit is styled Eau-de-Cologne: but it is tolerably certain that it is not used as a perfume but as a drink. The loss to the Customs' revenue by the exemption of bottles of this size from taxation was estimated to exceed Rs. 80,000. Export duties fell off slightly as a smaller quantity of rice was exported to Zanzibar. The share of common customs due to the Portuguese Government for 1883-84 and 1884-85, the 4th and 5th years of the treaty, was satisfactorily settled by the Collector of Customs in concert with the Portuguese Delegate, and the amount due for 1885-86 was also determined.

Karachi.

The customs realizations, both import and export, increased slightly at Karachi, the former mainly in consequence of the larger import of "Potable Spirits" which are now sent through Karachi direct to the Panjáb. The export of rice to France, Persia, Cutch, and the Kathiáwar coast was larger than in the preceding year, not only from Karachi but from the continental ports of Keti Bandar and Shrigonda. Sea customs are levied at the Somali Coast ports on all imports and exports, the receipts amounting in all to about a lakh of rupees.

Coast Ports.

Opium.

The Imperial realizations from duty on opium fell off to the extent of 15½ lakhs. The imports of opium from Malwa were considerably less than those of the preceding year, while the exports from Bombay to China fell off by 2,600 chests. Owing to the continuance of low prices in the China markets the price of opium in Bombay made no substantial recovery. In the course of the year the principal opium merchants of Bombay addressed a memorial to the Government of India praying that the duty on opium exported to China might be reduced

from Rs. 650 to Rs. 500 per chest in consequence of the enhancement of the tax on foreign opium by the Chinese Government, over production in Malwa, and other circumstances under which the opium trade with China had lapsed into a depressed condition. The memorial was under consideration when the year closed.

While Imperial realizations were thus diminished the striking increase in Provincial receipts was again maintained. Provincial receipts are derived from the duty on excised opium bought for home consumption on account of Government by British licensed vendors and by Native Chiefs. The quantity of opium that passed into consumption in the various British districts in the Presidency was 145,395 lbs., while 141,396 lbs. were sold in the Native States. In both British and other territory home consumption has increased in recent years. The increase in the year under report was partly attributed to the good effect of the establishment of the central opium warehouse in Bombay by which smuggling is greatly checked, and partly to the demand occasioned by the unusual number of Hindu marriages solemnized in the course of the year. The extensive smuggling practised in the northern portions of the Presidency is still by no means suppressed. However, some good captures were effected in the course of the year, 2,097 lbs. of contraband opium being seized in all.

The year was a notable one in the history of the Salt Department. The failure of the salt crop at the Sambhar Lake deprived the North-Western Provinces and the Panjáb of one of the principal sources of salt supply and a great and extraordinary demand upon the Bombay salt depôt at Khárághoda consequently ensued. This demand lasted from the commencement until almost the close of the year, but no difficulty was experienced in meeting it in the most satisfactory manner as a large surplus stock had been collected at Khárághoda in view of some such contingency. The total issues of Barágra salt from the Khárághoda stores amounted to nearly 3 million maunds, of which little more than half a million were issued for local consumption and the remainder exported to the North-West Provinces, the Central Provinces, Central India, and Rájputána. Exports to the North-West Provinces amounted to nearly 1½ million of maunds. Nor was the increased exportation of salt confined to the Barágra salt of Khárághoda. The exports of sea-salt from the South Konkan and other works exceeded the exports of the previous year by more than a quarter of million of maunds. This latter increase was attributed to the steady development of the salt trade rather than to any extraordinary causes. The gross receipts of the Salt Department increased by 41½ lakhs of rupees, amounting to 18½ lakhs against 142 in the previous year. Expenditure rose from 13½ to 17½ lakhs. Of the increased revenue fully 32 lakhs were in reality merely a temporary transfer of revenue which would in ordinary course have appeared in the accounts of the Salt Departments of Northern India. The remaining increase of 9½ lakhs was attributed to the continuous growth of the normal demand.

Salt.
Bombay.

The quantity of salt manufactured during the year (11,0 lakhs of maunds) exceeded by about 1 lakh the quantity manufactured in the preceding year, but owing to the unprecedented demand for Barágra salt the closing balance of the year was considerably reduced. Three new works were started and 1 discontinued: at the works in the neighbourhood of Bombay great activity was manifested. The wholesale prices paid by traders to manufacturers of salt at the different works varied from 4 to 14 annas per maund, the latter being the maximum rate allowed. A marked difference between the prices of North Konkan and South Konkan salt led to enquiry, and it was resolved to endeavour to equalize prices by extending the Government salt works in the South Konkan. The price obtaining

at the different local markets throughout the Presidency exceeded 3 rupees per maund in 2 Collectorates only.

The total quantity of salt that passed into consumption in the Presidency was $2\frac{1}{2}$ millions of maunds, exceeding by about one lakh of maunds the quantity consumed in the previous year. Taking the population of the Presidency to be 19,967,148 souls the average quantity of salt consumed by each individual was 10.24 lbs. This rate was slightly lower in Gujarát than in the rest of the Presidency. The rise in the average yearly individual consumption of salt has been tolerably steady since 1881-82. In the districts where the price of salt was highest the individual consumer would have paid about 6 annas yearly for the salt which he consumed. With the very favorable wages of unskilled labour that prevailed 6 annas would have been obtained by the unskilled labourer in 1 day in many parts of the Presidency or in 2 days in any part.

The salt conventions with the Cambay and Janjira States and also the arrangements under the Portuguese treaty worked very smoothly and satisfactorily. The establishment of the Goa salt range was considerably reduced and reorganized. The 3 fish-curing yards which had been established experimentally in the previous year for the issue of salt at nominal prices to fishermen were made permanent. The yard at Vengurlá was largely used as long as the fishing season lasted.

The receipts of the Salt Department in Sind also rose, though not to a considerable extent. The quantity manufactured or issued was somewhat larger than usual: sales of salt have very largely increased since 1878-79, the year in which the salt duties were first enhanced. The average price of salt (wholesale) was Rs. 2-15-2, and (retail) Rs. 3-3-6. The average consumption per head, which in 1878-79 was 2 lbs., only was 8 lbs.

The costly works of the Italian Salt Company at Aden had not been completed at the close of the year, nor had the export of salt commenced although about 1,000 tons were manufactured.

The receipt from the majority of the persons interested in the liquor trade of the City of Bombay of a memorial protesting against the restrictions on liquor traffic imposed by the Abkári Department, and the heaviness of Abkári taxation, induced the Government to appoint a Commission to enquire into the matters complained of. The Commission consisted of a President and 2 members: it sat from July 1885 until March 1886. Exhaustive enquiries were made and every person interested in the matters under enquiry who came forward was afforded a patient and full hearing. In March, 1886, the Bombay Government passed final orders on the recommendations of the Commission. Measures to increase the supply of toddy in the Island of Bombay were sanctioned and the convenience of the consumers of this comparatively innocuous beverage was thus consulted. Some modifications of minor importance of the restrictions on the liquor traffic were also made, while sanction was given to the levy of a still-head duty on spirit distilled from toddy.

Memorials of a nature similar to that presented in the City of Bombay were received from the Surat, Thána, and Kolába Collectorates. These were investigated departmentally. In the case of Surat some modifications of existing rules were made in favor of certain of the poorer classes. The Thána and Kolába memorials had not been disposed of when the year ended.

The excise realizations of the year amounted to nearly 72 lakhs and exceeded those of the previous year by $4\frac{1}{2}$ lakhs. The revenue from Imported Foreign Liquor was normal, that from Intoxicating Drugs showed a slight increase, and

that from Miscellaneous Sources a slight decrease. The favorable results of the year were almost entirely due to the Country Liquor realizations which are the main source of A'bkári Revenue. These amounted to 70 lakhs against 64½ lakhs in the previous year. In addition to the modifications already described slight alterations of the A'bkári regulations were made in the Kaira, Broach, Poona, and Dhárwár Collectorates. The Country Liquor Revenue rose largely in Bombay City and in the Surat, Thána, Khándesh, and Kolába Collectorates. The increased consumption was mainly attributed to the resumption of marriages among the Hindu community. The year 1884-85 was known as the "*Sinhast*" year in which no marriages took place among Hindus.

The A'bkári arrangements with the Native States of Sachin, Bánsda, and Dharampur worked satisfactorily. The Government of His Highness the Nizám cordially consented to withdraw all liquor-shops on the Haidarabad-Bombay frontier to a distance of at least 3 miles from the border. Arrangements with reference to the Baroda frontier had not been concluded when the year closed.

The Sind Abkári realizations amounted to 4½ lakhs, exceeding those of the previous year. The increase was due to the larger consumption of country liquor, which was probably caused by the presence of large gangs of labourers and followers connected with the Government Works in progress on the frontier.

Although the receipts under the Stamp Act increased, court-fee receipts fell off considerably, especially in the town of Bombay. This decrease which amounted to Rs. 60,000 was somewhat unaccountable. In other respects the administration of the Stamp Department was not remarkable. Stamps.

The License Tax was superseded by the Income Tax in the course of the year, but the collections under the latter tax will not be shown until 1886-87. The introduction of the Income Tax did not meet with any serious opposition from the Anglo-Indian or from the Native Public. The collections of the License Tax were less than the collections of the previous year. The decrease was confined to the Northern, Central, and Southern Divisions of the Presidency. The decrease in these Divisions has been continuous since 1880-81 and has never been thoroughly explained. In Bombay City, Sind, and Aden the collections increased slightly. Money-lenders as usual paid one-fourth of the whole amount collected and the incidence of the tax on other classes was in no way extraordinary. License Tax.

The receipts of the 23 District Local Boards in the Presidency amounted to some 42 lakhs of which about 29 lakhs were expended. Half of this, roughly speaking, was devoted to Education, and the remainder to Public Works. No Public Works of a very important description were executed on behalf of any of the Boards, but the money devoted to Public Works was usefully spent on improvements of communication and water-supply. The District Boards worked smoothly and effectively, as did in many cases the subordinate Táluka Local Boards. The district officers continued to fill the office of President, but the office of Vice-President was as a rule filled by non-official gentlemen. The Boards were useful in bringing to notice the wants of neglected and remote localities and the work done by them in the course of the year was not without promise. Local Funds.

The total number of births registered during the year throughout the Presidency was 572,431. Of the children born 298,406 were males and 274,025 females. The number of recorded births exceeded the number recorded in the previous year by 37,708: the increase was generally distributed over all the registration circles save that of Sind. The number of deaths recorded was 473,591. This exceeded the number recorded in the previous year by 65,182, and, excluding the famine years 1877-78, the deaths recorded in 1885 were more numerous than in any year of the series. The birth-rate per thousand in the Public Health and Vital Statistics.

urban circles was 26·15 and in the rural circles 39·90. The death-rate of the whole Presidency during the year was 28·78 per thousand. The improvement in registration of births and deaths progresses steadily year by year as the people become familiarised with the system, but the statistics collected are still very far from complete. In Sind especially mortuary registration is most defective.

Among children under 5 years of age 200,000 deaths (a proportion of no less than 42·28 per cent. of the total number of deaths recorded) were registered. This rate is extremely high; it points unmistakeably to a lamentable neglect of sanitation. In the course of the year efforts were made by the Government to improve the sanitary conditions of the rural districts through the agency of the village officers: hereditary scavengers were to be encouraged and their dues regularly paid. The municipalities, small though their resources are in most cases, make some arrangements for scavenging and sweeping the towns, but in the rural districts, save in the few places where sanitary committees have been formed, filth and squalor predominate.

The deaths from cholera, bowel-complaints, and fever were unusually numerous. Cholera affected 234 out of the 283 registration circles, and in 8 towns the death-rate from cholera was particularly high. The increased mortality from bowel-complaints and fever was generally distributed. On the other hand the mortality from small-pox was extremely small. On the whole public health during 1885 was fair, and the steady increase of population maintained.

Medical Relief.

During the year 9 new dispensaries were opened and the total number of dispensaries and civil hospitals under the supervision of the Surgeon-General with the Government of Bombay rose to 217. 1,605,968 patients were treated at these institutions. The number of patients treated considerably exceeded the number of the previous year; the increase was as much due to the growing popularity of these institutions as to the increase in their number. The principal diseases treated were "malarious fevers," "skin diseases," "other local diseases," and "ophthalmia." 4,220 major surgical operations were performed with great success on the whole, complete cures being effected in 3,512 cases. European medicines were generally preferred by native patients. About 77 per cent. of the cost of the maintenance of these institutions was defrayed by the Bombay Government and the remainder from local or municipal funds. The question of the reconstruction of the European General Hospital, Bombay, had not been decided at the close of the year.

Vaccination.

The total number of vaccine operations effected during the year was 907,790. This largely exceeded the number of the previous year, and it may be considered that very substantial progress was made in this important direction. The operations were very successful. Animal lymph was used in Bombay, Poona, and one or two other places, but in the great majority of cases vaccination was carried on entirely from arm to arm and with human lymph. No instances were reported of the communication of any other disease than cow-pox through vaccination. The average cost of each successful vaccination effected was annas 5-5. In Bombay and Karáchi vaccination has been compulsory for 8 and 6 years respectively, and a very great increase in the number of children protected in both towns has been effected. In connection with the effect of vaccine operations the marked decrease in cases of small-pox during the year was not insignificant.

Lunatic Asylums.

There are 5 lunatic asylums in the Presidency. A new asylum will shortly be opened at Ratnágiri and the Dhárwár asylum is about to be enlarged. The number of patients under treatment during the year was 899. 91 Europeans,

including 70 soldiers, were admitted into the Colába Asylum. Criminal lunatics under confinement numbered 114. Immoderate use of *gánja* accounted for a large proportion of the cases among the natives of India. The net cost of each patient per annum was Rs. 186-6-7. This differs but little from the cost in the previous year.

The district municipal expenditure on conservancy during the year amount-
ed to Rs. 6,83,668. The water-supply of Broach, Surat, Kurla, and Yeola is very indifferent and nothing was done to improve it. Poona and Karáchi have elaborate water-works and an excellent water-supply; among the smaller towns Gogha, Thána, Bándra, Máhim, Bhiwndi, and Alibág obtain their water-supply from good tanks or lakes. Some municipal towns are fortunate enough to obtain their water from rivers on which they are situated, but in the case of many towns the water-supply is still defective. The public wells in municipal towns are cleaned by the municipalities every year. Sanitation.

The drainage of the municipal towns is in most cases primitive. There are open masonry side drains in the principal streets, but in very few towns are there proper drains to carry off foul water from the various houses. Consequently, private cess-pools and pits are frequently constructed. Most municipal towns keep up public latrines. The night-soil is removed and in some cases converted into poudrette. The municipalities usually maintain a staff of sweepers to keep the town and streets clean.

Generally speaking, the resources of the municipalities are inadequate to cope with the difficulties that confront them. The necessary expenditure on education absorbs a large portion of municipal incomes. Especially is this the case with the smaller and poorer municipalities. In the rural districts the work of sanitation mainly falls upon the District and Táluka Local Boards. Here again the manifold demands and the limited nature of the resources available render progress inevitably slow.

The transfer of the primary and in some cases of the secondary schools within municipal limits to the charge of the different municipalities was the most important modification of the educational system that was effected in 1885-86. The effect of this transfer was to set free considerable sums which were utilized in increasing the salaries of schoolmasters and in establishing new schools in the rural districts. Like other Departments, the Educational Department suffered somewhat from retrenchment. Nevertheless, the year was one of undiminished usefulness, as the increased number of schools maintained directly or indirectly by the Department (7,492) and attendance of pupils (442,989) testify. If to these be added the number of "unrecognized" schools and the attendant pupils the total number of schools in the Presidency during 1885-86 becomes 10,456 and the number of pupils 531,127. Of the whole population the proportion under instruction was 2.29 per cent. The amount expended by the Department from all sources exceeded 45 lakhs. Education.

The number of candidates for the different University Examinations showed no falling off. As usual the great majority of successful candidates were Hindus or Pársis. Tested by the average attendance of students and the results at the University Examinations the different Arts Colleges were maintained in their usual state of efficiency throughout the year. The Elphinstone College appeared to be in a remarkably flourishing condition, nor were the other Colleges far behind. University, and
Arts Colleges.

The professional schools and special schools of the Presidency include a number of widely different institutions. At both the Law School at Bombay and the Law Class at Poona good work was done. The excellent standard at the Grant Technical
Education.

Medical College was more than maintained, particularly good progress being made by the new class for women. The Government Medical Schools at Poona, Ahmedabad, and Haidarabad were all well attended. The College of Science, Poona, continued to do useful work, especially in the Science, Engineering, Forest, Agricultural, and Mechanical Classes. The 8 Agricultural Classes attached to different High Schools were fairly attended, and in more than one instance interest was shown in the Classes by the Local Boards—at Nadiád in a very practical and useful way. At the Sir Jamsetji Jijibhai School of Art, Bombay, most satisfactory results were reported and the work of two of the students in the Painting Atelier was of a singularly promising description. The number of students attached to the Drawing Classes at the different Schools and Colleges showed a remarkable and gratifying increase. The Ratnágiri factory was worked with the usual success, and good progress made at various other useful institutions. The proposal to establish an Arts College for Sind met with some promise of success, as an amount exceeding Rs. 58,000 was collected and promises of a yearly grant of Rs. 10,000 obtained. On the whole, as far as concerned Technical Education, the year was one of progress and activity by no means insignificant.

High Schools.

The number of High Schools in the Presidency rose from 72 to 75 and the attendance of pupils from 18,843 to 20,641. Of the schools 12, with an attendance of 1,085, were for Girls. The Poona High School for Girls, the Cathedral School for Girls, the Scottish Girls' School at Poona, and the Byculla Education Society's Girls' Schools were perhaps the most prominent. At the High Schools for Boys there was a general increase in the number of pupils. The proficiency at cricket and other manly games of the Káthiáwár High School boys is worthy of remark.

Middle and Primary Schools.

The number of Middle Schools was increased by 24 and of Primary Schools by 728. Of the latter 43 were Girls' Schools. The effect of the transfer of a number of schools belonging to these two classes from Local Board to Municipal control has been already noticed. Some of the municipalities, particularly those at Poona and Sholápur, showed considerable interest and energy in connection with their schools. The results obtained at the Middle and Primary Schools as a whole were rather better than usual, and the efforts of the district officers to arouse a healthy interest among the school committees in the work of their schools were not altogether without response. The Missions' Schools and the Native State Schools were as a rule well equipped and conducted, and in the Indigenous Schools a tendency to follow the Departmental system was noticed.

Castes and Tribes, etc.

The number of Mahomedans under instruction rose from 54,148 to 57,717. The desire for education seemed to be rather stronger among the Mahomedans of the Central and Southern Divisions than amongst those of other Divisions. A considerable improvement was effected in the number of children belonging to "Wild Tribes" and "Depressed Castes" under instruction. The Lingáyat, Marátha, and Mahomedan (Sind) communities all commenced or continued efforts to establish funds for educational purposes. The young Chiefs under education at Rájkot continued to make excellent progress and at the *Tálukdári* and *Sardárs'* Schools good work was done. At the Normal Schools and Training Colleges the examination results were generally excellent, and public interest in these schools, more especially in those for women, was decidedly aroused in the course of the year. A series of conferences to which managers of private schools as well as the Inspectors and teachers in Government schools were invited were held at various centres early in the year. The recommendations thus made were discussed at a Departmental Conference held in Poona and finally submitted to the Government with a revised draft of a complete Grant-in-aid Code. Orders had not been issued by the Government when the year closed.

The year was not one of marked literary activity, although the number of works registered for publication exceeded that registered in the previous year. Of 168 publications in English none were of a very remarkable character, although several of the treatises were undoubtedly useful. The works previously published by Mr. Malabári and other well-known reformers of Hindu society caused considerable excitement in the Hindu community, and a number of works both in Gujaráti and Maráthi were published in which the burning questions of child-marriages and other kindred matters were vigorously discussed from very different standpoints. Farces, or *prahasans*, were the favorite weapons of the disputants. Many of the vernacular works published were of a useful and instructive character. In Urdu, Kanarese, and the minor vernacular languages of the Presidency but little activity was shown. The number of newspapers published by natives of India rose by 11. The introduction of the revision Survey Settlements met with sharp criticism at the hands of the vernacular press, as did the administration of the Forest and A'bkári departments. The annexation of Burma was strongly condemned, and the complaints that the limit of age in the competition for the Covenanted Civil Service was unduly low were vigorously reiterated. The working of the Local Self-Government scheme was anxiously watched. The poor nature of the railway accommodation for third class passengers excited much complaint. The usual grievances—the establishment of the Christian church in India, the extravagance of the British system of government, the Arms Act, the exclusion of natives of India from high posts, the vastness of the power exercised by British Political Agents in Native States and its constant misuse—all these received their full share of attention. Upon the whole the tone of the vernacular publications of the year, although occasionally unwise and violent, was fairly moderate and unobjectionable.

Literature and
the Press.

The Bombay Branch of the Royal Asiatic Society continued to flourish although the number of new members elected was considerably less than the number elected in the previous year. The library, as usual, was very largely patronised, and the collection of coins enriched by several valuable additions. The development of the Sassoon Mechanics' Institute has been so vigorous that the Society has fairly outgrown its premises and larger accommodation is urgently required. The amount required for the proposed new lecture hall had been nearly collected at the close of the year. The Bombay Medical and Physical Society held its customary monthly meetings.

Literary
Institutions.

In the course of the year the Victoria and Albert Museum was made over to the Bombay Municipality. Numerous and important additions were made to the different collections. There were no signs of a falling off in the interest usually shown by the general public in the Museum.

Museums.

The researches of the Archæological Department were carried on in the Broach and Dhárwár districts. The ancient border town of Dabhoi situated in the territory of His Highness the Gáikwád was surveyed. The town formerly belonged to the Anhilwáda kings of Gujarát, who adorned it with many fine buildings and fortifications. The gateways and the temple of Kálka Máta are the principal objects of interest now standing. In the Dhárwár district researches were made in various villages situated on or near the Tungábhadra river, which was probably at one time the east or south-east boundary of the Chalukyan kingdom. Richly carved Chalukyan temples were found and examined in 4 villages. At Balaganwi in Mysore territory an interesting discovery was made of a pillar 30 feet high bearing on its capital a statue of the fabulous two-headed bird "Gandabherunda." This is the first instance in which a figure of this bird had been brought to the notice of the survey. Several fine-sculptured groups representing the Hoysala king slaying the lion were also discovered and photographed during the year.

Archæology.

Stationery.

A large increase took place in the supply to the office of the Superintendent of Stationery of Indian-made articles required for various Departments and Printing Presses. Pen-knives, inkstands and inkpots, paper for printing, and bleached paper for the manufacture of envelopes were all obtained in India and efforts were made to extend the substitution of country-made for imported articles still further. The country-made articles supplied were on the whole of fair quality and gave satisfaction. The saving to Government by the substitution amounted to Rs. 10,555 and a much larger saving is anticipated in the forthcoming year by the commencement of which the existing stocks of imported articles on hand will have been consumed. The total value of country-made articles purchased in the year was Rs. 39,625.

Ecclesiastical.

The ecclesiastical history of the year was uneventful save for the death of two chaplains on the Bombay establishment. A fourth chaplaincy was transferred permanently to the Lahore establishment, on the condition that the diocese of Bombay should be relieved of the responsibility of providing a chaplain for Quetta. Two new churches were opened during the year, one at Poona and the other at Dhárwár.

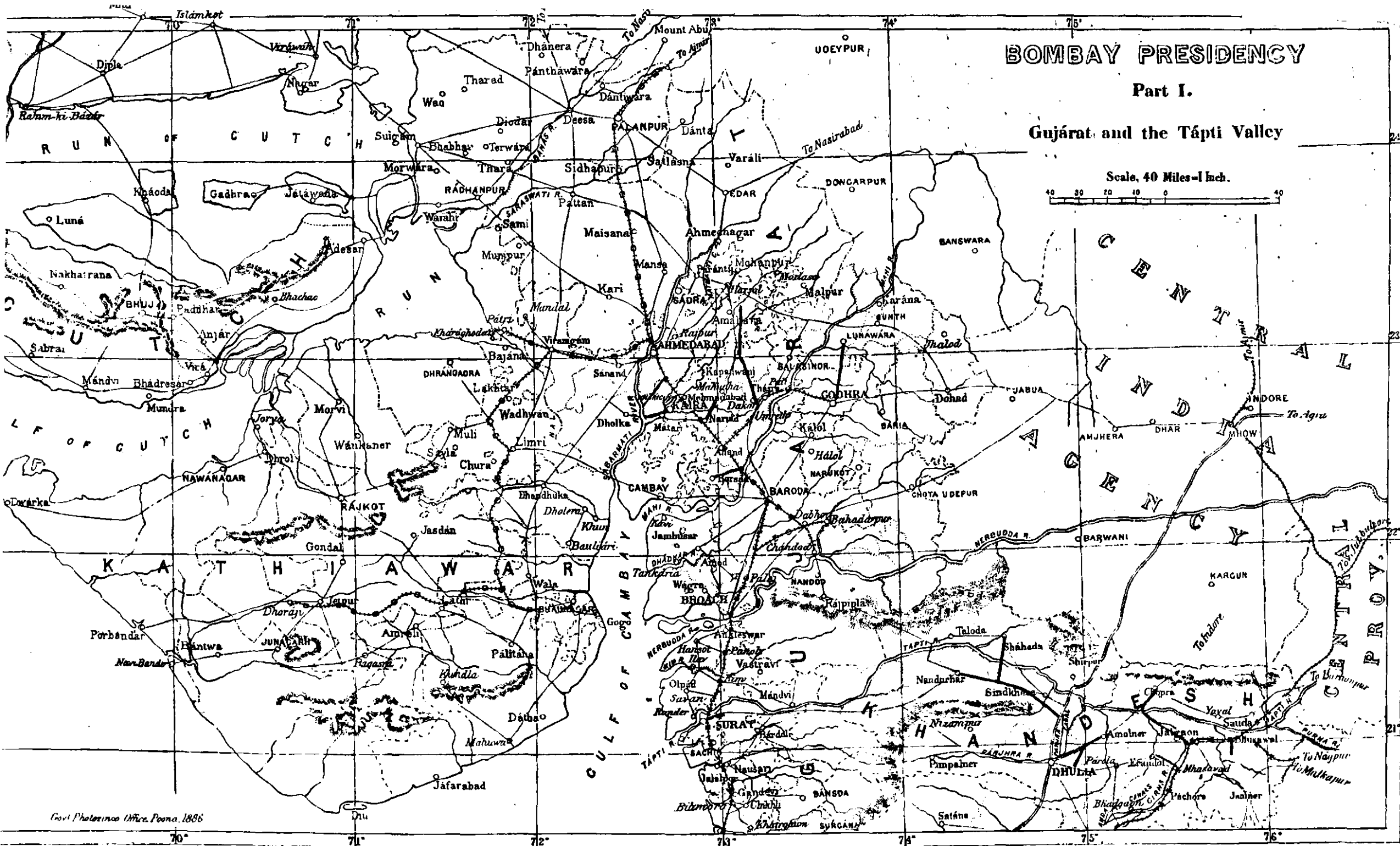

PART II.

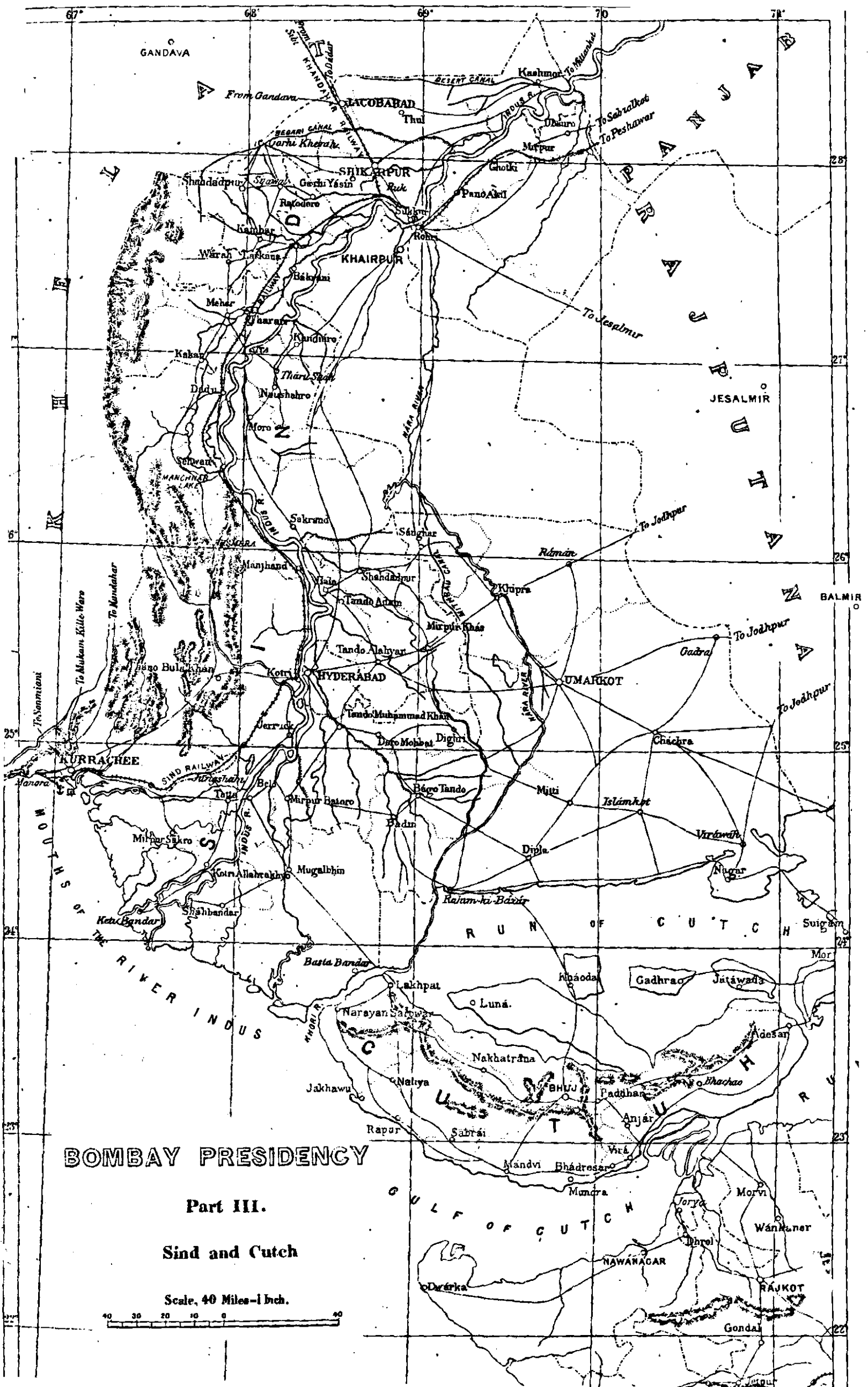
BOMBAY PRESIDENCY

Part I.

Gujarat and the Tápti Valley

Scale, 40 Miles=1 Inch.



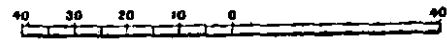


BOMBAY PRESIDENCY

Part III.

Sind and Cutch

Scale, 40 Miles-1 Inch.



CHAPTER I.—POLITICAL

Tributary States.

In the following review of the administration of the Native States under the political supervision of the Government of Bombay the States are arranged in groups according to their geographical position. The most important group is that of the North Gujarát States which contains about two-thirds of the total area under native rule. The South Gujarát States lie to the south of the river Tápti: they are of small importance. There are 4 groups of Marátha States. The first lies below the *Gháts* to the north of Bombay, the second lies on or close to the Konkan Coast to the south of Bombay, the third and fourth are situated in the southern and eastern portions of the Dekkhan. There is also one Native State adjoining the Province of Sind. The Settlement of Aden with the subordinate Somáli Coast tract, although immediately administered by the Bombay Government, is usually included in this chapter.

The following statement shows the area, population, and revenue of the States referred to:—

Name.	Area in Square Miles.	Population according to Census of 1881.	Gross Revenue. Rs.
GROUP 1: NORTH GUJARÁT.			
Cutch	6,500	512,084	19,43,695
Pálanpur	7,775	576,478	13,25,000
Mahi Kántha	9,300	517,485	11,66,468
Káthiáwár	20,559	2,343,899	1,27,18,070
Cambay	350	86,074	5,94,831
Rewa Kántha	4,837	543,452	20,20,964
Nárukot	143	6,440	5,921
GROUP 2: SOUTH GUJARÁT.			
Dharampor... ..	794	101,289	3,18,411
Bánsda	215	31,807	1,84,171
Sachin	42	18,036	1,59,374
GROUP 3: NORTH KONKAN.			
<i>Marátha:</i>			
Khándesh Political Agency	3,840	60,270	90,844
Jawhár	534	48,556	1,23,128
GROUP 4: SOUTH KONKAN.			
<i>Marátha:</i>			
Janjira	324	76,361	4,22,260
Sávantrádi... ..	921	174,433	4,32,135
GROUP 5: DEKKHAN.			
Satára Feudatories	3,314	318,687	11,70,797
Akalkot	498	58,040	2,78,144
Kolhápur	2,816	800,189	31,25,046
GROUP 6: SOUTHERN MARÁTHA STATES:			
Southern Marátha Feudatories	1,836	326,921	16,71,772
Sángli	1,049	196,832	10,10,263
Savanúr	70	14,763	69,521
GROUP 7: SIND.			
Khairpur	6,109	129,153	6,90,402
GROUP 8: Aden			
Somáli Coast	70	34,860	10,567
Grand Total ...	71,896	6,976,109	2,95,31,284

GUJARAT STATES.

CUTCH.

Area, 6,500 square miles; Population (1881), 512,084; Gross Revenue, Rs. 19,43,695.

The administration of this State was carried on by His Highness the Ráo during the year. A son and heir was born to His Highness. The relations of the Cutch State with the Frontier States were good, but the disputes with Morvi and Navánagar were by no means terminated.

Season and Crops.

The rainfall was somewhat scanty, more especially in the later part of the season. The wheat crop was nevertheless good and the cotton crop fair, and other grains were not amiss. 2,068 acres of waste land were brought under cultivation during the year and 231 new wells were sunk. Artesian wells were sunk in different parts of the State, in some cases with hopeful results. Rs. 13,030 were advanced to cultivators by the State during the year to improve their holdings: cultivators who at their own expense sink new wells, in their holdings are encouraged by the grant of occupancy rights of a special nature termed *buta*. The survey of 13 villages was completed. At the close of the year 132 villages had been surveyed in the State. There is no regular system of forest conservancy. The State has 21 grass preserves, and the planting of trees is one of the duties of the Revenue Department. 6,801 trees were reported as planted during the year. Measures were taken to secure the services of two trained forest officers from the Poona College of Science.

Police.

The strength of the police force was 938,—204 mounted, 453 foot, and 281 Arab body-guard. 970 offences were reported to the police during the year in connection with which 1,606 persons were arrested and 1,223 convicted, the proportion of convictions to arrests being 76.1 per cent. 9 murders and 11 robberies were reported; theft and burglary cases numbered 809 against 766 in the previous year. The value of stolen property was Rs. 39,550, out of which property to the value of Rs. 17,205 was recovered. On the whole crime slightly decreased. The police were heavily worked. A large portion, almost a half of the force, was stationed during part of the year on the eastern frontier to prevent the entry of the Káthiáwár outlaw, Mowár Sadhwáni, and the great public fairs at some of which the attendance exceeded 50,000 required careful watching. The total cost of the police force was Rs. 1,02,892.

Criminal Justice.

The total number of criminal cases for disposal was 2,639, of which 2,630 were disposed of. 5,036 persons were dealt with of whom 2,084 were convicted. 187 criminal appeals were made, in 99 of which the decisions of the lower courts were modified or reversed. Fines imposed amounted in all to Rs. 16,304. On the whole magisterial work was normal.

Civil Justice.

The total number of suits filed before the *darbár* courts, the small cause courts, and the *Jadeja* side of the *Varisht Adálat* was 6,024. 6,096 were disposed of during the year, and the number of suits in arrears reduced from 295 at its commencement to 223 at its close. 1,067 civil appeals were filed and 1,004 disposed of, suits in arrears rising to 266. Litigation was on the whole normal. 25 international suits were disposed of by the Agency, 11 remaining in arrears. 3 appeals to Government were decided. The receipts of the civil courts amounted to Rs. 7,495.

Prisons.

The principal State jail is that at Bhúj. There are also subordinate jails and lock-ups concerning which no details have been given. The average number of convicts under confinement in the Bhúj Central Jail was 116, the number being 18 less than in the previous year. The cost of the maintenance of the jail was Rs. 7,247, while jail manufactures to the value of Rs. 1,965 were disposed of. The health of the convicts was good. On the occasion of the birth of a son and heir to His Highness the Ráo, all prisoners in the State were released. To this fact the decrease in the number of prisoners under confinement was due.

Municipalities.

There were 6 municipalities in the Cutch State, at Bhúj, Mándvi, Anjár, Mundra, Jakhán, and Náliya. Those at Bhúj and Mándvi were the most considerable, the municipal incomes of these towns amounting to Rs. 11,292 and Rs. 9,453 respectively, while their respective expenditures were Rs. 10,869 and Rs. 9,112. All the municipalities were in a solvent condition. The expenditure incurred was mainly on conservancy, and the improvement of the town roads.

Trade and Customs.

The value of goods imported into the State was 67½ lakhs against 64 lakhs in the previous year. Exports fell off in value from 34½ to 26½ lakhs. The failure of the cotton crop of 1884-85 was the main cause in the falling-off of exports. The revenue from land and sea-customs fell off from Rs. 8,94,390 in the previous year to Rs. 8,77,271. The State suffers considerably from the want of a railway. A steam ginning factory opened at Anjár in the previous year was worked with some success, and 7 cotton-press machines were kept working. Shipping was active, there being 3,550 arrivals and 3,775 departures from the various *bandars* of the State during the year. 60 new vessels were built. The silk and cotton manufacture continued to decline. The State alum works were worked at a profit of Rs. 7,006.

The revenue for the year amounted to Rs. 19,65,553. Land revenue collections rose to Rs. 6,80,732. The customs revenue was Rs. 8,77,271 against Rs. 8,94,390 in 1884-85. These two items were the main sources of the State income. "Stamps" and "Abkari" showed a satisfactory increase. The State expenditure amounted to Rs. 17,80,130, the surplus for the year amounting to Rs. 1,85,423. At the close of the year the State cash balance was Rs. 20,21,328, of which Rs. 8,42,600 were invested in Government Securities. Ordinary expenditure, which includes the cost of the current establishments of the different departments, amounted to Rs. 11,13,572. Extraordinary expenditure amounted to Rs. 6,48,806. Budgets are not framed in the Cutch State and the accounts are very far from clear.

Public Works.

Rs. 2,87,666 were expended on Public Works, the principal of which were the Rukhmá-vati bridge at Mándvi, and harbour improvements at the same town. The engagement of a skilled engineer in connection with the latter works was favorably considered by the *darbár*. 21 miles of fair-weather road were constructed and Rs. 55,139 expended on buildings, principally for the Educational Department.

Vital Statistics.

The year was free from epidemics and the number of deaths (2,759) registered unusually small. 4,945 births were registered. 8 hospitals and dispensaries were open during the year, a fresh one having been added to the number of those already existing. The attendance at these institutions numbered 74,703—767 in and 73,936 out-patients. The institutions worked well during the year and 80 deaths only occurred among the patients while 64,517 patients were reported as cured. The total cost incurred, was Rs. 26,683. The munificent offer of Rs. 35,000 by Shekh Datúbhai Ibrahim for the establishment of a hospital at Mándvi was gratefully accepted by the *darbár* and the foundation stone of the new hospital duly laid. 21,311 vaccinations were effected, the number exceeding that of the previous year by 443.

Education.

State schools numbered 119, and the aggregate attendance of scholars was 7,101. The indigenous schools which numbered 104 and had an attendance of 3,775 scholars will probably be placed under State management at no very remote date. 2 new schools were opened during the year, 1 by the *darbár* and 1 by Shekh Karimbhai Ibrahim. The high school at Bhúj was well attended. The working of the Sanskrit school opened in the previous year was favorably reported on. The Anglo-Vernacular schools at Bhúj and Mándvi did well. Girls' schools numbered 14, and their aggregate attendance was 775. That at Bhúj was the most important. Special attention was paid by His Highness the Ráo to the subject of female education. His Highness placed Rs. 10,000 in the hands of the Bombay Municipality to be used for any educational or other purpose that might be determined on after consultation with his Government. He subscribed liberally to the Countess of Dufferin's Fund, and gave large donations to various institutions. The Cutch *darbár* supports scholarships at various important training institutions in the Presidency. The scholarships are awarded to Cutch pupils many of whom return to their State to become valuable State officers. Rs. 200 per mensem are allowed yearly to a Cutch student in England; the present holder of the scholarship is going through a course at the Coopers Hill College. Rs. 55,756 in all were expended by the State on education.

Literature.

7 libraries and reading-rooms were maintained in the State. Rs. 3,480 were expended by the *darbár* in prizes for essays and works of literary merit. The State printing press did useful work.

Arts and Sciences.

The Bhúj School of Art was attended by 113 pupils, the number having increased by 70 since the previous year. The wood-carving, pottery, and modelling classes worked with great promise. Cutch exhibits received highly favorable notice at the Antwerp Exhibition, and exhibits to the value of Rs. 26,045 were sent to the London Exhibition of 1886. A Lohár woman of Cutch carried off the Mayo Prize at the Sir Jamsetji Jijibhai School of Art, Bombay.

Miscellaneous

A horse-show was held at Rudra Matra and was largely visited. 154 horses and 274 head of cattle were entered. The large stud of His Highness the Ráo was maintained in an efficient condition.

PALANPUR.

Area, 7,775 square miles; Population (1881), 576,478; Gross Revenue, Rs. 13,25,000.

Palanpur.

The Palanpur Agency comprises the 11 States marginally noted, of which 2, Palanpur and Rádhanpur, are of the 1st class. In the remainder the Chiefs have restricted jurisdictional powers, the residuary jurisdiction lying with the Political Agent. The States of

- | | | |
|------------------------|----------------------------|-------------|
| 1. Palanpur. | 4. Váv. | 7. Suigám. |
| 2. Rádhanpur. | 5. Váráhi. | 8. Bhábhur. |
| 3. Tharád and Morváda. | 6. Sántalpur and Cháichat. | 9. Kánkrej. |
| | 11. Torváda. | 10. Diodar. |

Palanpur and Kánkrej pay tribute to the Gáikwád.

Progress and reform in States such as these are necessarily somewhat slow. The divided and intricate jurisdictions, the complex tenures of land, the wildness of part of the country, and the ingrained lawlessness of many of the castes that inhabit it, have this effect as well as in the neighbouring province of Káthiáwár. Nevertheless, in several important directions good progress was made during the year. Considerable sums, especially in Palanpur

TRIBUTARY STATES.
Pálanpur.

and Rádhanpur, were expended on Public Works, and the number of schools was also added to. Two new dispensaries were opened during the year. The organization of the new Agency Police force was carried on vigorously. The capture of the Káthiáwár outlaw, Mowár Sadháni, was effected in Márwár during the year. One of the *Thákors* of Bhordu, which forms part of the Pálanpur Agency, and 6 other persons were arrested for harbouring the outlaw and giving him assistance. The people of Rádhanpur and Pálanpur mostly carry swords or formidable iron-bound sticks and use these weapons against one another on any small provocation. Hence the returns of violent crime are heavy. On the other hand, the courage and warlike habits of the people effectually protect them from the attacks of dacoits. Such attacks are extremely rare. The following case which occurred during the year gives some idea of the disposition of the people. A number of Sindhis with their cattle came in the course of the year to reside in an island half of the grazing in which is used by the people of the Várahi State. The Sindhi cattle trespassed on the Várahi grazing ground. A party of men were sent from Várahi to assert the rights of that State and to stop the trespass. These men carried off nine camels that they found trespassing and returned to Várahi. On the next day the dead body of the chief Sindhi was found covered with numerous sword wounds. The Várahi men were tried and found guilty but subsequently released.

The principal events in the different States of the Agency were as follows:—

Pálanpur.

200 transport ponies were presented by the *Diván* to Government. The *Diván* and his family subscribed Rs. 1,675 to the fund for supplying the women of India with medical aid.

The income of the *darbár* during the year amounted to Rs. 4,71,707, the expenditure to Rs. 5,12,685. Land Revenue (Rs. 1,64,898) was the main source of income. Duty on opium and other transit duties, which are still levied, amounted to Rs. 98,420. The trade of the State remained in a most stagnant condition. Rents of grazing grounds realized Rs. 56,899. The expenditure included Rs. 50,000 paid as tribute to the Baroda State. The civil establishment's cost was Rs. 36,565, that of the Pálanpur levy Rs. 69,445, that of the *Darbár Sibandi*, Rs. 70,559. The Chief's personal expenditure amounted to Rs. 74,433. Rs. 66,584 were expended on Public and other Works.

The Deesa-Pálanpur road was improved during the year and a better system of patrols introduced. The Pálanpur levy *savárs* perform this duty.

The Revenue Survey of the State made but slow progress. 12 villages only were measured during the year.

Rádhanpur.

The *Naváb* during the year founded a new hospital at Rádhanpur. He subscribed liberally to the fund for supplying medical aid to the women of India. He also offered to supply 200 transport ponies for the use of the Government of India. 33 only of those he provided were taken. Rs. 39,202 in all were expended in this State on Education, Municipal objects, and Public Works. Rs. 53,044 were expended on police.

Warád.

It was in this State that the outlaw Mowár Sadháni was for a long time harboured. A police force of 31 men was organized during the year. The transit dues in this State are unusually burdensome.

Vár.

Nothing of importance occurred in this State during the year. In one or two cases Brahmins mutilated themselves in order to obtain their ends in land disputes. They were prosecuted and fined.

Diodar.

A dispensary was opened during the year.

Sántalpur.

Jhádeja Pertabsing Bháguji was presented by Government with a double-barrelled gun with a suitable inscription for his bravery in attacking singlehanded three armed robbers who were horse-lifting. Pertabsing was very badly wounded. Owing to the apathy of the villagers the robbers escaped.

Várahi.
Kánkrej.

The murder case relating to Várahi has been already mentioned. Nothing of importance occurred in Kánkrej during the year.

The affairs of the States will be now noticed collectively.

Attachments.

There were 20 small estates under attachment at the close of the year. The total receipts amounted to Rs. 32,847 and the expenditure to Rs. 27,547. The debt of the State of Várahi has been reduced from Rs. 44,439 to Rs. 32,318.

Police.

Half the Gáikwád's contingent were reduced at the commencement of the year, and the remaining half on November 30th. They have been replaced by the newly organized Agency police force, which has been in working order since December 1st. 602 offences were reported in the Agency jurisdiction during the year against 1,437 offences in the previous year. This very large decrease in the number of offences has not been explained. 868 persons were arrested of whom 675 were sent for trial and 435 convicted. This was in the Agency jurisdiction only. In the jurisdictional States 957 offences were reported against 745 in the previous year. 1,164 persons were sent for trial of whom 702 were convicted. The strength of the Agency and States' police force has not been stated.

575 trials were held by the magistracy (excluding the Cantonment Magistrate at Deesa). 1,321 persons were tried and 578 convicted. These figures again are considerably lighter than those of the previous year. At the close of the year 5 cases were pending. 32 criminal appeals were disposed of. In 23 cases the decisions of the lower courts were confirmed. 14 cases were committed to the sessions court of the Political Superintendent. 27 persons were convicted by the court. Crimes of violence are common for the reasons already stated. The other numerous offences are house-breaking and cattle-stealing.

TRIBUTARY STATES:
Pálanpur.
Criminal Justice.

Each *thána* has its lock-up and there is a good Superintendency jail at Pálanpur. 276 persons were confined in the jail during the year. The cost was Rs. 2,237. Pálanpur, Rádhanpur, and Tharád also have jails. 838, 730, and 135 prisoners were confined in these jails respectively. There were 4 escapes from these jails during the year.

Prisons.

There are 8 original civil courts in the Superintendency. 1,341 suits were disposed of during the year and the arrears reduced from 507 to 392 suits. The average value of the subject matter of each suit decided was Rs. 80. 26 political cases were decided. 175 appellate suits were for disposal in the court of the Political Superintendent. 94 were disposed of during the year and 81 left in arrears. In the civil courts of the jurisdictional civil states 3,424 original civil suits were disposed of, the greater number in Pálanpur and Rádhanpur.

Civil Justice.

Bájri, *jowári*, wheat, and cotton are the staple crops. Although the early rain was excellent, the later rain was deficient and the harvest was poor. The cotton crop was further damaged by cold and biting winds in January. Wheat was the best crop.

Weather and Crops.

The Pálanpur State alone possesses forests. These are on the Rájputána frontier. Bamboos are obtained in large quantities.

Forests.

Of the works carried out by the Superintendency the most important was a *Tálukdári* school at Pálanpur which was completed at a cost of Rs. 9,401. New police lines were also erected at some of the out-posts.

Public Works.

The Superintendency revenue including previous balances amounted to Rs. 2,38,574 of which Rs. 1,98,615 were expended. This included Rs. 1,29,543 on account of deposits which are paid in to the Superintendency on one day and paid out on the next. The new police force is paid from the Superintendency fund. Rs. 7,042 were expended on education. The Superintendency balance at the close of the year was Rs. 39,959.

Revenue.

Small-pox was prevalent during the year in the Váv State, and there was a general epidemic of measles. Otherwise public health was good. 20,411 persons were vaccinated, against 19,745 in the previous year. The vaccination department is to be largely increased. 696 persons were reported to have been attacked by small-pox during the year. Of these 361 died. In the previous year 396 deaths occurred from this disease. There are 4 dispensaries—at Rádhanpur, Pálanpur, Diodar, and Várahi. The latter was not opened during the year. 20,999 patients were treated against 17,152 in the previous year.

Vital Statistics.

4 new schools were opened during the year. There are now 39 schools in the States. The total average attendance of pupils was 2,477, an increase of 284 on the previous year's attendance. The schools include 2 Anglo-vernacular and 2 girls' schools. The total amount expended on the schools was Rs. 11,288 against Rs. 10,563 in the previous year.

Education.

MAHI KÁNTHA.

Area, 9,300 square miles; Population (1881), 517,485; Gross Revenue, Rs. 11,66,468.

The Mahi Kántha Political Agency comprises 64 States of various sizes and jurisdictions. The State of Idar is the most important, covering more than half of the whole area of the Agency. A number of the smaller States pay tribute to it, while the Idar State itself pays tribute to the Gáikwád. The remaining States pay tribute either to the Gáikwád or to the British Government.

Mahi Kántha.

The Mahi Kántha States march with the States of Rájputána. There are a large number of Bhil villages on either side of the border. Dacoities and crimes of violence are common. During the year 4 men of the Idar police force went to one of these Bhil villages to arrest some Bhils in connection with a dacoity that had taken place. The police were asked to sit down in the village. They did so, and the Bhils from that and the neighbouring villages collected and massacred the four men. Then the Bhils left the village and fled across the border where they found a safe asylum. The village at the close of the year was lying waste. Instances such as this show the turbulent nature of the tribes with which the Agency has to deal, and the appallingly heavy returns of violent crime are thus partially explained. During the year a Border Court was held by the Rájputána and Mahi Kántha agencies. Crimes were reduced to rupees by an arithmetical process and a balance to the amount of some 600 rupees struck against the Mahi Kántha States.

The relations between the Chief and the large landholders under him, whose position somewhat resembles that of the barons in the middle ages, improved during the year. These landholders are styled *Sardárs* or *Bhumias*, and many of them exercise independent

Idar.

TRIBUTARY STATES.
Mahi Kántha.

jurisdiction, to the great detriment of the police administration, as many of these independent estates lie on the border. Both *Sardárs* and *rayats* are said to be greatly in debt. Nevertheless cultivation is being slowly extended. Several villages have been established in the last few years, and 72 wells were built during 1885-86. A revenue survey was introduced into 9 villages during the year.

The expenditure of the Idar State on its police force amounted to Rs. 64,792, a large proportion of an income of 4 lakhs. The recent establishment of some villages on the border has had to some extent the desired effect of checking the inroads of the Bhils from Meywár. On Public Works the Idar State expended Rs. 23,355, and the town of Idar was much improved during the year. A large tank near the town was cleared and excavated and useful irrigation works commenced near Wasai. The high road between Idar and Kherwada has been taken over a hill and the former circuitous route which was a favorite resort of the Bhils for purposes of highway robbery has been avoided. A model farm and a State bank, both on a modest scale, were started by the Chief during the year.

Pol. The Chief of Pol secluded himself in a frontier hill village during the year. Access to this village is most difficult. The State is badly administered.

Dánta. The *Maharána's* son was sent to the Mayo College at Ajmir during the year. Cultivation is extending itself in this State.

Mánsa. The Chief died during the year. An unsuccessful attempt was made to pass off a spurious child as heir.

The remaining States are small and insignificant and their affairs call for no remark. The total amount expended on Public Works was infinitesimal. An attempt to collect a local fund cess met with vigorous opposition from the superior landholders.

Trade. The burdensome transit dues which are levied in every petty jurisdiction, not only in Mahi Kántha but also in Baroda territory, are an effectual impediment to the development of trade. At present no cart from any part of the Mahi Kántha can reach the railway without paying these dues, and they frequently have to be paid 8 or 9 times over. The great falling off in the dyeing trade of Pethápúr may be attributed to this cause. A number of the inhabitants during the past year left the town in order to establish themselves in some locality where their industry would be less hampered. The imposition of the enhanced Baroda transit dues is of recent date.

General Administration of the Agency. The dispute between the Pálanpur and Idar States concerning some of the border lands is to be settled by a survey which was commenced during the year. A dispute between Dánta and Pálanpur is to be settled in a similar way.

The work of the Border Court has been already noticed. 91 cases comprising 133 different claims were decided. 4 of the claims were for murders, 8 for wounding, 49 for cattle-lifting, 2 for robbery, 39 for informers' fees, 3 for assault, and 1 for adultery.

States under Agency management. There are 16 States under Agency management. Of these Ghodásar is in a flourishing condition. Pethápúr and Vásna are also free from debt.

Police. 97 men of the Gáikwád's contingent were disbanded during the year. 327 were left on duty. As in the neighbouring agencies of Pálanpur and Káthiáwár, a Mahi Kántha Agency police force was being organized during the year. 121 men were transferred at the commencement of the year from the Gáikwád's contingent to the Agency mounted police, who now number 197. Good progress was made with their drill during the year and they are well mounted. The Agency foot police are 202 strong; they are well drilled, and 112 men were put through a course of ball practice.

Beside the Agency police force and the Gáikwád's contingent, the Idar State has an organized force of 79 mounted and 725 foot police. A company of 149 sepoys is also maintained by the Idar State. This company mounts guard over the Idar State Jail and Treasury, and occasionally patrols the frontier in order that the sight of a red-coat may intimidate the Bhils. In the other petty States there are a few police, mounted and foot, but they are worthless. The total cost of the States police was Rs. 95,715, that of the Agency police Rs. 77,508.

The results of the working of the police were as follows:—1,398 offences were reported, 1,992 persons arrested, 1,422 persons sent for trial, and 1,154 convictions obtained, the percentage of the number of accused persons convicted to the number sent for trial being 81.15. These figures, when compared with those of the past year show—

a decrease of 191 in the number of offences reported;
 " " 102 in the number of accused arrested;
 " " 567 in the number of accused sent for trial;
 " " 142 in the number of accused convicted;
 " " 424 in the number of accused acquitted or discharged.

Violent Crime. A decrease took place in violent crime during the year. In 1884-85, 59 dacoities and 59 robberies took place in which 7 persons were killed and 19 wounded. During 1885-86 31 dacoities and 50 robberies took place, and 4 persons were killed and 82 wounded.

Although 490 persons are said to have been concerned in these offences, 31 only were convicted and sentenced. In addition to the cruel murder of the 4 Idar policemen already noticed, the *thánadár* of Bhiloda was with his wife and 2 sepoys seriously beaten and robbed by the Bhils. One of the sepoys died of the wounds received. Several high-way robberies took place on the Ahmedabad-Sádra road. 16 murders were committed against 23 in the previous year. The value of property reported stolen was Rs. 43,525. Of this Rs. 12,086 (a proportion of 27 per cent.) were recovered.

The only important jail is at Idar. There are 26 lock-ups. The Idar jail is a fine building well suited for the purpose. The total cost of the maintenance of all the prisons amounted to Rs. 19,345. The jail administration of the year was rendered notable by an outbreak of some 30 prisoners at Idar who attempted to overpower the guard and escape. They would probably have succeeded in their object but for the intervention of the Idar sepoys whose lines were near. The sepoys charged the prisoners killing 8 and wounding 14. 8 prisoners succeeded in escaping, of whom 3 were recaptured.

Prisons.

There are 2,226 Márwári Rajputs under the surveillance of the infanticide establishment. Female births numbered 32, and the deaths among the infants were 4. There were 30 male births and 2 deaths during the year. Rs. 179 were expended in assisting poor Rajputs to marry their daughters. The total cost of the infanticide establishment was Rs. 799.

Infanticide.

There are 19 criminal courts in the States. 2,379 offences were reported during the year. 3,888 persons were dealt with by the courts and 2,433 convicted. 40 criminal cases were pending at the close of the year. These returns were slightly less heavy than those of the previous year. 26 cases were tried by the Sessions Courts of Idar and of the Political Agent. The number of criminal appeals made was 73. In 47 of these cases the decisions of the lower courts were modified or reversed.

Criminal Justice.

There are 40 original civil courts in the Agency. 2,302 suits came up for disposal during the year and 1,869 cases were disposed of. The suits in arrears rose from 260 to 433. The Idar and Mánsa courts have 153 and 163 suits in arrears respectively. 59 civil appeals came up for disposal and 35 were disposed of, 24 remaining outstanding at the close of the year. 513 political cases came for disposal before the Agency. 219 cases were disposed of and 294 cases were left in arrears. Two political cases in which the Chiefs of Tintoi and Verábar disputed their subordination to the Idar State were decided during the year against the Chiefs in question, who appealed to Government.

Civil Justice.

The rains were scanty and untimely and very poor harvests were obtained. Millets and wheat are the staple crops of the country. The out-turn of wheat was but one-third of the out-turn of the previous year.

Season and Crops.

The Idar State alone attempts any forest conservancy. It has one or two teak reserves. The introduction of effective conservancy on a large scale would be most difficult in consequence of the immemorial rights of the Bhils to forest produce. The Bhils would certainly resent and resist any interference.

Forests.

The trade and public works of the year have already been noticed. No public works of any kind were carried out by the Agency.

Trade.
Public Works.

7,749 pounds of opium were imported during the year. The drug is obtained direct from Bombay and Málwa, and its importation has increased in the last 2 years. 66 cases of opium-smuggling were reported, and 93 persons convicted.

Opium.

The total amount of tribute due during the year was Rs. 1,48,393. Of this Rs. 1,22,747 were collected. Rs. 25,645 remained outstanding. Rs. 18,380 of this sum were due on account of former years.

Tribute.

The local funds at the disposal of the Political Agent number 15: they include Jail, Bazar, Vaccination, Educational, and minor funds. The receipts of the year amounted to Rs. 87,132, of which Rs. 80,181 were expended. The balance rose from Rs. 39,134 at the beginning of the year to Rs. 46,085 at its close.

Local Funds.

The public health was good during the year save for an outbreak of cholera in September in which out of 233 persons attacked 204 died. There were 8 dispensaries, a new one having been opened at Sabalpur during the year. 21,888 patients in all were treated during the year, the number exceeding by 6,808 the number of patients treated in 1884-85. The Haldarwás dispensary had the largest attendance. 12,562 births and 8,787 deaths were reported during the year. Both these numbers exceed by about 1,000 the numbers shown in the past year. 12,301 vaccinations were effected against 9,448 in the previous year.

Vital Statistics and
Medical Services.

Six new schools were opened during the year, and the total number of schools was 90. The total number of scholars on the rolls was 5,521 against 4,989 in the year previous. Expenditure on schools amounted to Rs. 19,145.

Education.

There were 5 girls' schools. That at Sádra is superintended by a trained mistress, and is very popular. There are only two English classes in the Idar and Sádra schools. The number of boys learning English was 56. Liberal subscriptions were made by the

TRIBUTARY STATES.
Mahi Kántha.

Chiefs in aid of the *Tálukdári* school at Idar. The removal of the school to Ahmedabad was at one time contemplated, but the Chiefs objected to this. Rs. 77,281 in all have been subscribed, and the plans for a suitable edifice have been made. Work will be commenced in the forthcoming year. 23 boys were on the rolls of the school at the close of the year, 2 new boys having been admitted and 5 having left during the year.

Bhil Education.

A *Bhagat* or Bhil saint who had established himself as the founder of a new religion some years before was visited during the year by the Political Agent. His following numbers some 200 disciples. The principles he inculcates are mainly abstinence from those crimes to which Bhils are particularly prone—crimes of violence, abduction of married women, theft, intemperance, and so on. He also endeavours to encourage habits of cleanliness. The *Bhagat* professes to have a divine mission. He induced the authorities to open two schools for Bhil boys, engaging to fill them with pupils. A Missionary school will shortly be established where every facility will be given to the *Bhagat* for carrying on the work of reformation.

KA'THIA'WA'R.

Area, 20,559 square miles; Population (1881), 2,343,899; Gross Revenue, Rs. 1,27,18,070; Tribute to the British Government, Rs. 6,97,663.

Káthiáwár.

The Káthiáwár province contains 188 States of varying size and importance. 13 of the States pay no tribute, 97 are tributary to the British Government and 78 to the Gaikwád of Baroda.

The soil of the province is very productive and wheat and cotton are largely grown. There are several good harbours on the coast and the Chiefs of many of the States are fully alive to the desirability of developing so rich a country. The existing railways in the province run from Wadhván to Bhávnagar, from Bhávnagar to Gondal, and from Morvi to Thán. Various other proposals for the extension of railways have been made and will probably be carried out shortly.

The 188 States are divided into 7 classes. Chiefs of the States of the 1st and 2nd classes exercise plenary jurisdiction and the judicial powers of the remaining Chiefs are graded in a diminishing scale, the residuary jurisdiction being vested in the British Political officers, each of whom superintends a group of states. The Political Agent of Káthiáwár superintends the whole.

Among the principal events of 1885-86 the bestowal by Her Imperial Majesty of the rank of Grand Commander of the Most Exalted Order of the Star of India upon Sir Takt-singhji Jaswantsinghji, Chief of Bhávnagar, may be noticed. The investiture of His Highness will take place shortly. The Porbandar *darbár* had long been engaged in a serious and dangerous dispute with the Mehárs—a turbulent class holding land in the State. It was hoped that the quarrel with the Mehárs would be satisfactorily adjusted. The State treasure was attached by the Political Agent and the State placed under the direct management of a British officer. The 2nd class Chief of Wadhván died during the year and was succeeded by his brother. The Thákor Sáheb of Palitána also died and was succeeded by his eldest son who signalled his accession by terminating a long-standing dispute between the Jain sect and the Palitána *darbár*. Palitána is a place of pilgrimage for the Jains.

Owing to the failure of the cotton crop for 1884-85 trade generally, both sea-borne and railway-borne, was not so brisk as in other years. The Bhávnagar-Gondal Railway was worked at a profit of 4.06 per cent. The passenger traffic increased very materially, as did all goods traffic save that in raw cotton. The following new lines of railway have been proposed: from Gondal to Jetalsar, from Sihor to Palitána, and from Jetalsar through Junágad to Verával on the coast. The Morvi State railway was declared open for 24 miles during the year. Many interesting exhibits were forwarded during the year to the London Indian and Colonial Exhibition by the Bhávnagar *darbár*. The Bhávnagar State also afforded liberal support to the cause of female education and gave a large donation to the Arts College recently established at Karáchi.

The various burdensome taxes on trade levied until recently in every State in the form of import and export duties have been further diminished during the year by the remission of the tax known as *deshdán* by the Navánagar and Junágad *darbárs*.

Wheat cultivation is being gradually extended in the province, although the precise area under wheat is not known. A large quantity is exported from Limbdi. A quantity is also imported for local consumption from Cawnpore, Delhi, and the Central Provinces. The agricultural show held at Wadhván during the year was a great success and was visited by large numbers of all classes who watched the competitions and exhibits with great interest and appreciation.

Perhaps the most important event of the year has been the organization of the new Káthiáwár Agency Police force, the scheme for which was sanctioned in 1884-85. During the year nearly the whole force (which is to be 819 strong and includes 251 mounted police and 60 camel police) was filled up, 25 vacancies only remaining. Many men were drafted from the Presidency Police into the new force. The estimated annual cost of the force is Rs. 1,76,508.

The administration of the *Káthiáwar* province is extremely difficult. The minute and complicated sub-divisions of territory and jurisdiction, the complex questions that arise from the various and intricate land-tenures, the petty jealousies of the different States, the frequent domestic quarrels within the families of the Chiefs, the wild and reckless character of a large part of the population—all these elements render the work of reform necessarily slow and gradual. At present the province presents a curious picture. A railway traverses a country infested by outlaws whose existence would be more appropriate to the dark ages, and stories of reckless bloodshed and unpunished crime that would be deemed inordinate in the wilds of Tartary are carefully entered in the latest printed criminal returns of the 19th century.

The number of offences reported to the police during the year was 12,347, which exceeds by 1,249 the number reported in the previous year. The number of accused arrested by the police was 11,997: of these 11,167 were brought to trial, of whom 6,054 (a proportion of 54·2 per cent.) were convicted. In the previous year of 10,847 persons sent for trial, 5,601 (a proportion of 51·6 per cent.) were convicted. Property to the value of Rs. 3,89,546 was stolen. Of this a percentage of 19 was recovered. In the previous year the value of the property stolen was Rs. 2,63,416, of which 25·5 per cent. was recovered. 112 robberies and 99 dacoities took place during the year. In these affrays property to the value of Rs. 1,28,501 was destroyed or stolen, 19 persons were killed, 18 carried off as hostages, and 93 wounded. A large portion of the dacoities were attributed to the *Mekránis*, who were apparently in open rebellion against the *Junágad darbár*. In connection with these offences in which 701 persons are said to have been concerned, 47 persons only were captured and convicted and 540 remained at large at the close of the year. These figures show desperate crime to have been slightly more prevalent than in the years immediately preceding that under report. 22 outlaws remained at large at the close of the year. One was captured during the year, and one, the notorious *Mowár Sadháni*, surrendered to the officer who was placed on special duty for the suppression of the outlaws. Police.

The total strength of the Police force hitherto employed by the different States is 6,772. Of these 1,043 are mounted and 5,729 are foot. This force includes village police. The strength of the newly organized force which will have jurisdiction over the whole province has been already explained. It is not stated to what extent the new force will supersede or in what ways it will work with the older forces of the different States. The total annual cost of the latter forces was Rs. 8,56,965.

The total number of offences reported to the magistracy of the province was 19,725. In the previous year 17,831 offences were so reported. In connection with these cases 27,494 persons appeared before the criminal courts and 11,166 persons were convicted. No information has been given concerning the classes of offences in which there has been an increase. 1,640 appeals were made in criminal cases, and 291 sentences of the lower courts reversed and 532 modified. 7 opium cases were tried during the year. 1,424 of the cases were tried by the Agency courts and the rest by State courts. Criminal Justice.

40,940 original civil suits were filed during the year. Of these 30,093 cases were disposed of. The number of cases in arrears rose from 4,853 at the commencement to 14,018 at the close of the year. There are 218 original civil tribunals in the province. 1,560 civil appeals were filed during the year and 1,399 disposed of. The number of arrears rose from 461 at the commencement to 622 at the close of the year. In the *Rájasthanik* courts which deal with the numerous disputes that arise between the *darbárs* and the landholders 184 suits were decided during the year. A balance of 486 suits remained undisposed of. No information has been given as to the nature of the suits filed: nor has the balance of undisposed suits been explained. 3,166 of the total number of suits were decided by the Agency courts and the remainder by the State courts. Civil Justice.

There are 152 jails and lock-ups in the province. In these 10,242 persons were confined during the year, the daily average number of prisoners being 1,235. 1,287 persons remained under confinement at the close of the year. The total annual cost of the maintenance of the prisons was Rs. 96,234. Prisons.

The early rainfall of the year was very favorable, but the later fall was deficient and untimely. Consequently the early crops were extremely bad and the late crops only moderate. The failure of the cotton crop has been already alluded to. Most of the mischief was done by the cold and biting winds that prevailed in January and February. Season and Crops.

The Survey and Settlement department is worked in connection with the *Rájasthanik* Court. During the year the survey of 31 villages with an area of 184,499 acres was completed. The effect of the operations of this department is to substitute the land-tax for the objectionable taxes that have hitherto been levied by the different *darbárs*. Considerable opposition was frequently met with. Survey and Settlement.

The sea-borne trade of the province was valued as follows:—exports, Rs. 2,26,32,258; imports, Rs. 1,76,25,166. Exports were considerably less and imports a little more than in the previous year. Rice, grain, cloth, metals, timber, sugar and molasses, and bullion are the principal imports. The principal exports are cotton, grain, wool, and bullion. Cotton was exported in comparatively small quantities owing to the short crop. Trades and Manufactures.

The goods traffic on the existing railways was less by 12,990 tons than the goods traffic of the previous year. This was caused by the short crop of cotton. The number of passen- Railways.

<p>TRIBUTARY STATES. <i>Káthiáwár.</i></p>	<p>gers carried exceeded by 32,897 the number of passengers carried in the previous year. The total revenue was less than that of the preceding year by Rs. 87,653.</p>
<p>Public Works.</p>	<p>The total amount expended on Public Works by the different States was Rs. 20,97,495. Rs. 2,41,182 were spent under the supervision of the Agency engineer. The Political Agent's bungalow at Rájkot was completed. The total length of bridged and metalled roads in the province was 137½ miles. The cost of their up-keep was Rs. 30,692. The police lines at Rájkot approach completion. A dispensary was built at Lodhika.</p>
<p>Tribute.</p>	<p>The total tribute demand of the British and Gáikwád's Government was Rs. 10,52,350. This was all recovered save Rs. 4,496.</p>
<p>Local Funds.</p>	<p>The local funds are divided into various different funds of which the receipts and expenditure during the year were as follows :</p> <p>(1) General Fund.—Receipts Rs. 1,38,552 ; expenditure Rs. 1,38,316. Principal objects of expenditure ; Trunk Roads (Rs. 56,000), Káthiáwár Education Fund (Rs. 27,000), Rájkumár College Fund (Rs. 10,000).</p> <p>(2) Road Fund.—Receipts Rs. 1,08,512 ; expenditure Rs. 1,17,475. Principal objects of expenditure ; Establishments (Rs. 84,000), Repairs to roads (Rs. 14,000), Masonry and earthworks (Rs. 23,000).</p> <p>(3) Education Fund.—Receipts (including Rs. 4,22,900 invested) Rs. 5,92,522 ; expenditure (including Rs. 4,30,600 invested) Rs. 4,67,911. Principal objects of expenditure ; Rájkot High School (Rs. 37,000), and Rájkumár College (Rs. 53,000).</p> <p>(4) Districts Local Fund.—Receipts Rs. 5,97,362 ; expenditure Rs. 3,74,532. Expenditure was divided among the 5 sub-divisions of the province, and a balance of Rs. 2,22,830 remained unexpended.</p> <p>There are other funds of less importance.</p>
<p>Vital Statistics and Medical Services.</p>	<p>There are 77 hospitals and dispensaries in the province. What was the number of patients who attended them and what were the prevalent diseases has not been stated. 47 villages are said to have been visited by small-pox but no cases of cholera were reported. 85,733 persons were vaccinated and 17,522 revaccinated during the year. The former number exceeds that of the previous year : the latter is less. The work of the vaccinators was interfered with by the disturbed state of parts of the province. The total cost of the vaccine operations was Rs. 27,432.</p>
<p>Education.</p>	<p>The total number of schools rose during the year from 729 to 774, and the number of scholars from 42,788 to 43,834. The schools were composed as follows :—5 High Schools, 14 Anglo-Vernacular Schools, 546 Primary Schools (boys'), 40 Primary Schools (girls'), 1 Male Training College, 1 Female Training College. There were also 165 private schools which included 2 Anglo-Vernacular and 163 primary schools. 2 Mission schools completed the grand total of 774. 45 schools were added during the year. A new high school was opened at Wadhván during the year. The total amount expended on the schools by the States (excluding the expenses of the Rájkumár College and the <i>Tálukdári-Grásia</i> School at Wadhván) was Rs. 3,70,850 against Rs. 2,62,586 in the previous year. Among the more important scholastic institutions the Káthiáwár Training College at Rájkot, the Rájkumár College, and the <i>Tálukdári-Grásia</i> School at Wadhván may be noticed. The work of the Training College during the year is described as good. There are 43 students at the Rájkumár College, including His Highness the Mahárája of Kolhápur. The <i>Tálukdári-Grásia</i> School contained 30 students during the year. In these schools as well as in the High Schools considerable interest is taken in gymnastics and the scholars play cricket matches with a very fair amount of success. The Barton Female Training College has made a fair start and already contains 9 pupils.</p>
<p>CAMBAY.</p>	
<p>Area, 350 square miles ; Population (1881), 86,074 ; Gross Revenue, Rs. 5,94,331.</p>	
<p>Cambay.</p>	<p>The Musalmán State of Cambay lies at the head of the Gulf of Cambay. The <i>Naváb</i> has the almost uncontrolled management of his affairs. The Collector of Kaira, who is <i>ex-officio</i> Political Agent of this State, visited Cambay in October 1885. His Highness the <i>Naváb</i> continued his last year's plan of visiting places outside his own territory and visited several towns of importance in the Presidency besides touring in a portion of his own dominions. His relations with the different members of the <i>darbár</i> were fairly satisfactory.</p>
<p>Season and Crops.</p>	<p>The season was a fair one although the rain at first held off so long as to cause considerable anxiety. However, a timely rainfall secured a fair harvest. Nevertheless the land revenue fell by over Rs. 14,000. Cotton and wheat crops were poor.</p>
<p>Military force.</p>	<p>The military force remained as before, a worthless rabble, numbering 590. The expense incurred on their account was Rs. 46,722.</p>
<p>Police.</p>	<p>The Police force was further reduced from 658 in the preceding year to 594. The cost incurred on this head was Rs. 52,047, against Rs. 53,724 in 1884-85. 426 crimes were reported as against 589 in the preceding year. The year was tranquil and undisturbed.</p>
<p>Criminal Justice.</p>	<p>785 cases were brought before the criminal courts (of which there are 7). In 1884-85 the number of cases for disposal was 808. All but 15 cases were disposed of in the year.</p>

There is one jail at Cambay in which during the year 172 males and 8 females were confined. There were no deaths in the jail and no cholera.

The total number of civil suits filed during the year was 3,627 against 2,320 in 1884-85. This large increase in litigation is accounted for as follows. The period of limitation was fixed by the Limitation Law enacted by the *Darbár* in 1882 at 3 years. This period would have expired at the close of 1884-85 (in which year also there was a very great increase of litigation) but the period was extended for five months on the ground that the public mind had not yet fully adapted itself to the change and that creditors had not been able to put off suddenly their confirmed habits of procrastination. At the close of the year 1,251 suits were pending against 614 at the commencement of the year. The total cost of judicial administration was Rs. 25,371, while judicial receipts amounted to Rs. 24,582.

The revenue for the year amounted to Rs. 5,94,330 against Rs. 5,88,196 in the previous year. There was an increase in *abkári* and judicial receipts, and a decrease of Rs. 17,096 in land revenue and of Rs. 8,689 in miscellaneous receipts. The expenditure for the year amounted to Rs. 5,88,239. Of this Rs. 2,35,908 were on account of *Darbár* expenses.

The State borrowed 4 lakhs of rupees from the Bombay Government at 4½ per cent. on 1st January 1885. Rs. 48,000 of this loan were repaid during the year.

All custom dues were abolished in 1884-85, in which year trade considerably increased in consequence. The following table shows the shipping exports and imports as compared with those of 1884-85. The falling off under exports was due to the exportation of tobacco by land owing to the non-arrival of ships on account of the expectation of an early monsoon.

Year.		Shipping.	Imports.	Exports.
		Cwt.	Rs.	Rs.
1884-85	570	4,42,246	4,82,274
1885-86	619	4,52,369	4,41,157
	Increase	49	10,122
	Decrease	41,117

Rs. 49,846 were spent on Public Works in the year. A light-ship was placed in the harbour.

The old copper coins of the State have been re-coined, and the value of 16 annas of Cambay copper coin fixed as 1 Rupee Cambay currency, and of 1 anna as 4 pice. This is said to prevent fraud and inconvenience. Copper coin was struck to the value of Rs. 13,500.

Public health was good throughout the year. The attendance at the charitable dispensary at Cambay was as follows:—In-patients 2, out-door patients 8,439. These figures for 1884-85 were 8 and 11,573 respectively. No cause has been assigned for this decrease.

Education remained fairly stationary. An English class with instruction up to the fourth standard was opened, and a Mahomedan *madressa* was also started. The total number of children attending schools is 1,447 boys and 121 girls. The amount spent by the *Darbár* on education was Rs. 2,939. The schools are said to be in a promising condition. It is proposed to increase the number of State schools shortly.

REWA KA'NTHA.

Area, 4,837 square miles; Population (1881), 543,452; Gross Revenue, Rs. 20,20,964.

The Rewa Kántha Agency comprises the 1st class State of Rájpipla, and the five 2nd class States of Chhota Udepur, Báriya, Lunaváda, Bálásinor, and Sunth, besides 55 States and estates of lesser importance.

The most important event of the year was the final withdrawal of the contingent of His Highness the Gáikwád, which used to perform police duties in the Agency, and the substitution of the newly organized Agency police force. The rainfall throughout the States was unseasonable and scanty and the price of food grains rose, but not to such an extent as to affect seriously the poorer classes.

The State of Rájpipla is administered by the *Rájá* of the State in conjunction with a Joint Administrator who was appointed in the previous year in consequence of the continued mal-administration of the *Rájá*. Almost every department of the State was found to be in confusion. Land revenue arrears amounted to a million and a half of rupees: the State is almost all unsurveyed and the village accounts and records were found in a state of great disorder. Several of the stipendiary village accountants were prosecuted during the year for fraud. A *Mahálkari*'s station was established at Dediápáda in the most hilly part of the State and a road constructed and cultivators induced to settle in the neighbourhood. Good progress was made with the work of changing and fixing the boundaries of the State lands and also of the different villages. The realizable revenue of the State for the year amounted to about Rs. 5,00,077. Land Revenue was the principal

POLITICAL.

TRIBUTARY STATES.

item. Rs. 1,85,371 were expended on Public Works: 30 miles of road were taken in hand, a dispensary, the Joint Administrator's bungalow, and a hospital were completed. Under criminal justice 537 cases which had remained undisposed of on the records for 25 or 20 years were written off, it having been ascertained that the offenders or other parties connected with the offences were dead. The *Rájá's* yearly personal allowance was fixed by the Bombay Government at a lakh of rupees. The precise financial position of the State had not been ascertained, but enquiries into the various debts and balances were pushed on. The revenue for the year exceeded the expenditure.

Chhota Udepur.

The revenue of this State amounted to Rs. 1,87,620 (Land Revenue, Rs. 98,314) and expenditure to Rs. 1,79,410. Rs. 22,810 were expended on Public Works, mostly *Darbár* buildings, school-houses, and roads.

Báriya.

The revenue of the year amounted to Rs. 2,32,935 (Land Revenue, Rs. 72,670) and expenditure to Rs. 2,57,941. Expenditure was unusually high in consequence of expenses connected with the betrothal of the *Rájá's* daughter.

Lunáváda.

The revenue for the year amounted to Rs. 1,76,842 and the expenditure to Rs. 1,52,160. Land Revenue amounted to Rs. 1,02,097. Rs. 20,838 were expended upon Public Works, the most important of which was the Godhra-Lunáváda road.

Bálasinor.

The revenue amounted to Rs. 1,64,107 and expenditure to Rs. 1,52,382. Public Works expenditure amounted to Rs. 21,859. The principal work in progress was the *Huzur kacheri*.

Minor States.

The affairs of the minor States call for but few remarks. Steps were taken to equalize the transit dues levied by some of them.

Tribute.

The total sum due as tribute to His Highness the Gaikwád from the various Chiefs and *tálukdárs* was, including arrears, Rs. 2,80,132. Of this Rs. 1,95,716 were paid or written off and a balance of Rs. 84,415 left outstanding. Tribute to the British Government amounted to Rs. 36,995.

Attached estates.

14 attached estates were under the charge of the Political Agent. Several of these estates have large cash balances. Considerable sums were expended in them on wells and other useful Public Works.

The following remarks deal with the States of the Agency collectively:—

Police.

The Agency Police force consisted of 37 mounted and 107 foot police, while the States' force consisted of 1,016 men whose cost was Rs. 1,05,808. 1,823 offences were reported, 2,621 persons arrested and 1,836 persons convicted. The criminal return was considerably heavier than that of the previous year, but this was probably due to the sending in of more complete reports. Stolen property was valued at Rs. 57,731, of which property to the value of Rs. 13,476 was recovered.

Criminal Justice.

4,008 persons in all were brought before the Magistrates. 2,442 were convicted and 17 committed for trial. 155 cases were tried before the British magistrates. In the reported offences of theft, house-breaking, and robbery there was a large increase during the year.

Prisons.

2,319 prisoners were confined in the Agency Jails of which the principal is at Nándod. The total cost under this head was Rs. 20,349.

Civil Justice.

In the 5 civil courts of the Agency 138 suits were filed. 144 suits were disposed of and the number of suits in arrears reduced to 8. 12 appeals were made in civil cases, of which 11 were disposed of.

Vital Statistics.

The Agency contained 8 dispensaries, one having been opened during the year. The total cost of these institutions was Rs. 15,542. The average daily attendance was 349. The work done was good. Save for a slight epidemic of cholera, public health was good during the year. 18,804 vaccine operations were effected against 18,385 in the previous year: the total cost incurred was Rs. 3,191.

Education.

No new primary schools were opened, and the number of schools in the Agency limits was 85 as in the previous year. There are two Anglo-vernacular and 5 girls' schools. The number of boys on the rolls was 5,585 and of girls 253. 4 new school houses were built. The total cost of education was Rs. 25,540 against Rs. 22,456 in 1884-85. The results of the yearly examinations of the different schools were not unsatisfactory.

NARUKOT.

Area, 143 square miles; Population (1881), 6,440; Gross Revenue, Rs. 5,921.

Nárukot.

This State is situated in the middle of the State of Chhota Udepur in the Rewa Kántha. It is ruled by a Koli chief with the title of *Báriya*, but is administered by British officers in consideration of an assignment of half of the revenues.

Survey and Settlement.

The State has never been surveyed. The Land Revenue is collected on what is known as the plough system. Ten rupees per plough are levied for land in the plains, and six rupees for land in the hilly villages.

Season and Crops.

The rainfall was scanty and untimely and both *rabi* and *kharif* crops poor. There was a slight increase in agricultural stock. The wages of unskilled labour, and the rates of cart-hire remained unaltered. The prices of food-grains generally showed an upward tendency. Agricultural stock increased by 61 cows and 177 bullocks, 20 carts, and 188½ ploughs.

The internal peace of the State was undisturbed throughout the year, the Naikras—the usual disturbing element—having remained quiescent.

41 men of the Panch Maháls police force do duty in the State. The cost of their maintenance during the year was Rs. 4,579. No capital offences were reported during the year. Property valued at Rs. 366 was reported as stolen: the value of the recoveries was Rs. 5 only.

23 offences in which 37 persons were concerned were dealt with by the magistrates. In 1884-85 the number of offences was 33 and of persons concerned 53. 28 persons were convicted during the year. No criminal appeals were made.

There are no separate civil courts for this State.

There is one prison in which 4 prisoners were confined during the year and also 7 persons under trial.

The total revenue for the year amounted to Rs. 24,368. The main sources of revenue are land revenue, Rs. 5,921 and forest revenue, Rs. 16,198. Under the latter head a very large increase took place during the year, in consequence of the sale of the whole of the timber of 5 villages. The total revenue for 1884-85 was Rs. 8,969.

A sum of Rs. 600 was spent on public improvements from a specially constituted Local Fund.

Public health was fair during the year. At the Bhil Corps dispensary at Jámbughoda 902 persons were treated as compared with 1,212 in 1884-85. 53 children were vaccinated, as compared with 23 in the previous year.

There is but one school in the State. That is at Jámbughoda. It receives a grant of Rs. 300 from the town transit duties. The number of scholars on the register is 53.

SOUTHERN GUJARAT.

DHARAMPOR.

Area, 794 square miles; Population (1881), 101,239; Gross Revenue, Rs. 3,18,411.

The *Rájá*, as in the previous years, conducted the administration of the Dharampor State.

The survey of the State was confined to partial operations in 3 villages. The malarious nature of the country materially interfered with the work.

The police force was 53 strong, 10 of the men being mounted: 135 offences were reported and 119 convictions obtained. 117 offences against *Ábkári* laws were also reported.

The number of civil suits for disposal was 87, of which 84 were disposed of. Of 4 civil appeals 3 were disposed of.

42 prisoners were confined in the Dharampor jail in the course of the year.

The State receipts amounted to Rs. 3,18,411 against Rs. 3,47,033 in the previous year, a decrease in the sales of forest produce accounting for the difference. The expenditure amounted to Rs. 2,34,101 against Rs. 3,36,442 in the previous year. Several old debts were paid off and a reserve fund of Rs. 84,310 accumulated.

Public Works were executed at a cost of Rs. 13,322. The works executed were not of any importance.

The State supported 5 schools, including 1 English and 1 girls' school. The total attendance was 261, and the cost Rs. 2,451.

13,222 persons were treated at the Dharampor dispensary, the cost of the maintenance of which was Rs. 6,200. 3,818 vaccinations were effected.

The rainfall was plentiful and the crops good.

BA'NSDA.

Area, 215 square miles; Population (1881) 31,807; Gross Revenue, Rs. 1,84,171.

The administration of this State was conducted by the *Rájá*.

The season was a good one and very fair harvests were obtained. 2,334 acres were newly taken up for cultivation.

The survey of the State has been completed, but the settlement rates will not be introduced until 1886-87.

The strength of the police force was 61 and its cost Rs. 4,596. The conduct of the force was more satisfactory than in previous years.

202 criminal offences were reported, of which 131 were under the *Ábkári* Act. 277 persons were arrested, of whom 242 were convicted.

142 suits in all were for disposal, the number instituted in the year (138) being abnormally large in consequence of the framing of a law of limitation by the *Darbár*.

124 convicts were confined in the Bándsa jail. A new jail was under construction but was not completed at the close of the year.

TRIBUTARY STATES
Bánsda.

The total revenue of the State was Rs. 1,84,171 against Rs. 1,59,432 in the preceding year. *Ábkári* receipts rose by Rs. 20,805. The expenditure of the State amounted to Rs. 1,65,240.

Public Works.

Rs. 23,628 were expended on Public Works, the *Bánsda-Kathrot* road being the most important work undertaken.

Vital Statistics.

5,012 patients were treated at the *Bánsda* dispensary, the cost of which was Rs. 990. The number of children vaccinated was 1,270.

Education.

The State contained 12 schools (including 1 English and 1 girls' school) and 487 scholars. Rs. 4,102 were expended on education.

SACHIN.

Area, 42 square miles ; Population (1881), 18,036 ; Gross Revenue, Rs. 1,59,374.

Sachin.

The administration of the small *Sachin* State was carried on by the *Naváb*. The education of the *Naváb's* younger brother was continued at Cambridge: he is said to have made good progress.

Season and Crops.

The rainfall was plentiful and the crops fair. The area under cultivation was 16,147 acres. Efforts were made to reclaim an area of 7,000 acres of salt land at present lying waste.

Police.

The strength of the police force was 57 men. The number of offences reported was 137: most of the offences reported were of a light nature. No cases of murder or dacoity occurred.

Civil Justice.

Of 150 suits for disposal 146 were disposed of. Of 13 appeals filed 12 were disposed of.

Prisons.

All but short-term prisoners are sent to *Surat*, as the *Sachin* jail is not strong. 12 prisoners were confined during the year.

Revenue and Finance.

The aggregate receipts of the State amounted to Rs. 1,85,459, being slightly less than the receipts of the preceding year. Land revenue (Rs. 1,20,334) was the principal item. Expenditure amounted to Rs. 1,59,102 against Rs. 2,15,181 in the previous year. The decrease was principally due to less expenditure on ceremonials and Public Works. The State balance at the close of the year was Rs. 69,079.

Public Works.

Expenditure on Public Works amounted to Rs. 23,156, half of which was expended on the construction and maintenance of roads. No works of any magnitude were undertaken.

Vital Statistics and Medical Relief.

The State maintains 2 dispensaries, the attendance at which was 5,288. No epidemic diseases occurred. 532 births and 410 deaths were registered. 447 vaccinations were effected.

Education.

The number of State schools open during the year was 14 and the number of pupils on the rolls 951. The schools were all examined by the British Government Educational Inspector, and some of the schools did fairly well. The total cost to the State under this head was Rs. 4,499.

MARATHA STATES.

THE KHÁNDESH POLITICAL AGENCY.

Area, 3,840 square miles ; Population (1881), 60,270 ; Gross Revenue, Rs. 90,844.

The States under the political supervision of the Collector of *Khándesh* consists of 2 groups known as the *Mevás* States and the *Dángs*, the former of which lies on the north-west of the Collectorate between the *Tápti* and *Narbada* rivers and the latter on the south-west of the *Pimpalner* *Táluka* between the Native States of *Baroda*, *Bánsda*, and *Dharampor*.

MEVÁS STATES.

Mevás States.

There are six of these States. All save the *Káthi* State and *Ráysingpur* are managed by the Chiefs or their relatives: the two latter States are administered during the minority of the Chiefs by the Political Agent. These two States are free from debt. Rs. 500 and Rs. 1,000 were sanctioned for expenditure on petty works in these two States during the year. It is hoped that as their financial condition improves a good road will be made eventually and other useful Public Works undertaken.

THE DÁNGS.

The Dángs.

The *Dángs* group is made up of a number of small States each under the management of its own Chief. Very little is known of this part of the country. The Police Superintendent of *Khándesh* made a tour through the *Dángs* during the year and reported that as there was but little crime no police posts were necessary.

22 cases were tried by the Political Agent during the year. Three cases of witch-killing were brought to light. Nothing has hitherto been done in the way of providing education for the people: there is great difficulty in obtaining schoolmasters on account of the extreme unhealthiness of the climate and the wild nature of the country.

JAWHAR.

Area, 534 square miles; Population (1881), 48,556; Gross Revenue, Rs. 1,23,128.

This small State is situated below the *Ghâts* to the north of the Thána Collectorate. The *Rájá* is of the Koli caste and has full charge of his State subject to the supervision of the Collector of Thána. The *Rájá* paid a visit to His Excellency the Governor of Bombay during the year and spent some time in touring in his State.

Jawhar.

The survey settlement was completed in the second *mahál* in the State during the year. The assessment was fixed at Rs. 9,992. Although the average rate per acre of *kharij* land was considerably lowered by the settlement the total annual land revenue was increased by Rs. 4,000, as a number of occupants who under the old system paid nothing at all were brought to account.

Survey Settlement

The rainfall of the year was 119 inches, and the season was a good one.

Rainfall.

The police force consists of 25 men whose cost is Rs. 190 per mensem: 71 offences were reported, 104 persons arrested, and 94 convicted. In the previous year 34 offences were reported, 42 persons arrested, and 34 convicted. Property to the value of Rs. 392 was stolen: it was almost all recovered. In the previous year the value of property stolen was Rs. 1,184.

Police.

325 persons were dealt with by the criminal courts in connection with 203 offences reported; 208 persons were convicted. Crime returns were heavier during the year, mainly owing to the number of offences under the *Abkári* Act. One criminal appeal was made: the decision of the lower court was confirmed.

Criminal Justice.

92 persons were confined in the jail during the year. The daily average number of prisoners under confinement was 14. The total cost under this head was Rs. 691. Two convicts died in jail.

Prisons.

150 civil suits came up for disposal before the 2 civil courts during the year. All these suits save 24 were disposed of. Of a total of 237 applications for execution of decrees, 223 were disposed of.

Civil Justice.

The total State revenue of the year amounted to Rs. 1,23,128, and the expenditure to Rs. 1,36,863, the deficit being met from previous balances. The revenue was normal, an increase under *Abkári* being counterbalanced by a decrease under Alienations. Expenditure exceeded the expenditure of the past year by Rs. 26,881. The increase was distributed over all heads.

Revenue and Finance.

Rs. 7,926 were expended on Public Works. The only work of any importance was a road from Jawhar to Kasatwadi, on which Rs. 7,104 were spent.

Public Works.

1,377 births and 658 deaths were registered. Public health was normal. 1,786 vaccinations were effected.

Public Health.

The number of schools was increased from 7 to 9 during the year. The schools were attended by 235 pupils. Their cost was Rs. 1,466.

Education.

JANJIRA.

Area, 324 square miles; Population (1881), 76,361; Gross Revenue, Rs. 4,22,260.

This State lies on the coast and is bounded on the south and west by the districts of Ratnagiri and Kolaba. The *Naváb* himself with a State *Kárbhári* conducts the administration under the supervision of the Collector of Kolaba. The *Naváb* suffered a severe domestic affliction during the year in the death of his wife.

Janjira.

The rainfall amounted to 83 inches and was timely. The crops were decidedly good. The prices of food-grains showed no noticeable fluctuations.

Weather and Crops

The survey of the State was commenced in March 1883. During 1885-86, 15,176 acres were measured and 3,604 acres classed. The total area measured up to the end of the year was 31,551 acres, and the total area classed 6,616 acres. Only 12 per cent. of the whole area of the State has hitherto been surveyed. The enquiry into the status of *Khoti*-tenants has progressed *pari passu* with the survey operations.

Survey and Settlement.

The police force numbers 128 men; its cost during the year was Rs. 14,136. 149 cases in all were investigated by the police. Of these 137 were cognizable. 218 persons were arrested by the police, of whom 158 were sent for trial and 92 convicted. The value of stolen property fell from Rs. 1,713 in 1884-85 to Rs. 1,322. The conduct of the force during the year was good.

Police.

There are 10 criminal courts in all, including 1 Sadar Court of appeal and 1 Sessions Court. The remaining courts are magisterial. 310 cases were brought before these courts for disposal during the year: of these 301 cases were disposed of. Of 611 accused persons

Criminal Justice.

TRIBUTARY STATES.
Janjira.

163 were convicted. In the previous year 347 cases were brought before the courts, and 682 persons were concerned in them. Crime on the whole during the year was normal.

Prisons.

There is one State Jail at Murud and 3 lock-ups. 83 persons were confined during the year. Of these 60 were discharged. The total cost of maintaining the prisons was Rs. 2,012, the average yearly cost of each prisoner being Rs. 95-13-0.

Civil Justice.

There are 2 civil courts of original jurisdiction and 1 of appeal. 483 civil suits were instituted during the year. 320 were pending at the beginning of the year and 495 were disposed of, the balance pending at the end of the year being 308. 67 appeals were disposed of during the year and 16 pending at its close. The total receipts of the civil courts amounted to Rs. 6,757 against Rs. 8,142 in the previous year.

Forests.

The realizations of the Forest Department during the year amounted to Rs. 29,793. In the previous year the amount realized was Rs. 12,932. The forests of 10 villages were sold by auction. The expenditure amounted to Rs. 9,202.

Trade.

The impetus given to the trade of Habsán by the convention made with the Bombay Government in the past year was very marked. Under that convention the regulations concerning Customs, Abkari, Opium, and Salt were assimilated to those in force in British territory. A number of petty restrictive taxes on trade were also removed. The value of the trade of the year was Rs. 5,07,699. In the previous year the value of trade was Rs. 2,03,175 only. Thus during the year trade more than doubled itself. The principal trade of Habsán is in grain, firewood, betel, and cocoanut.

Public Works.

Rs. 66,658 were spent on Public Works, mostly on official residences.

Revenue and Finance.

The total revenue of the year was Rs. 4,22,259. The expenditure amounted to Rs. 4,14,999. The closing balance of the year was Rs. 85,365. Land revenue (which is partly paid in kind) amounted to Rs. 1,63,745. This amount is somewhat less than the amount of the former year, as a tax on grain that realized Rs. 10,000 yearly was abolished. Arrears collected during the year amounted to Rs. 54,073. There remained an outstanding balance of Rs. 3,14,923 to be collected on various accounts, more particularly on account of land revenue. Much of this will probably have to be written off.

Vital Statistics.

1,837 births and 1,353 deaths were registered during the year. In the previous year 2,131 births and 1,648 deaths were registered. Public health was better than usual. 351 deaths from cholera took place during the year, 8 from small-pox, 1,279 from fever and other complaints, and 39 from violent injuries. The deaths from cholera and small-pox were considerably below the average. There is one State dispensary in the town of Murud. 3,730 patients were treated at it during the year; the number treated in the previous year being 2,539 only. 3,225 patients were cured during the year. 2,533 persons were vaccinated against 1,901 in the year preceding.

Education.

The number of State schools was increased from 33 to 38. The number of scholars rose from 1,634 to 1,801. An English school was established at Murud in the year. The total cost of State education was Rs. 10,271 against Rs. 8,294 in the previous year. Six of the schools are girls' schools.

Fires.

A village named Warál was destroyed by fire during the year, 145 houses being burned down and 741 villagers rendered homeless. Measures were taken to relieve the distress.

SÁVANTVÁDI.

Area, 921 square miles ; Population (1881) 174,432 ; Gross Revenue Rs. 4,32,135.

Sávantvádi.

The administration of this State continued in the hands of the British Government. The Sir Desái, Raghunáth Sávant Bhonsle, made no substantial alteration in his mode of life, and all efforts to induce him to interest himself in the affairs of his State failed. The Sir Desái visited Baroda during the year on the occasion of the marriage of his Highness the Gaikwád. The cousin of the Sir Desái, Shivráam Sávant Bhonsle Ráo Sáheb, continued his educational course at the Sardárs' High School, Belgaum, and showed some signs of energy and ability.

Revenue Survey.

Survey operations in the State have been in progress during the past 13 years : they were almost completed and the final report was submitted to Government during the year. The town of Sávantvádi has not yet been surveyed. The contour survey and demarcation of the 24 villages belonging to the Desái of Párma was completed. The total cost of the survey of the State up to the close of the year amounted to Rs. 3,60,094. When the full assessment under the survey rates is recovered there will be an annual increase to the revenue of the State of Rs. 54,467 : the land revenue will have been increased by a percentage of 39.77. The actual additional revenue realized since the survey began has amounted to Rs. 1,71,812. Committees were appointed to estimate the value of the produce of *sheri* lands. An increased rental of Rs. 1,544 per annum from those lands was anticipated.

Weather and Crops.

The rainfall of the year was copious amounting to 139 inches 5 cents. The rice crop was quite up to the average : the hill crops were a little below the average. The price of rice rose somewhat during the year.

Wards' Estates.

30 minors' estates were under the management of the State officials during the year. The estate of one minor was restored and the estates of 5 other minors were taken charge of. These estates were small and of little importance.

The police force consisted of 139 men whose annual cost amounted to Rs. 22,195. This amount included a moiety of the salary of the 2nd in Command, Sávantvádi Local Corps. The latter corps was 400 strong, having been reduced by 36 men in the course of the year. Its cost was Rs. 48,615 as compared with Rs. 48,860 in 1884-85. The corps supplies men not only for Military but also for Public Works, Ábkári, Police, Forest, and Vaccination duties. The conduct of all ranks during the year was excellent and the health of the men good.

332 offences in which 344 persons were implicated were reported to the police during the year. In 1884-85 these figures were 366 and 444 respectively. In the year under report 295 persons were sent up for trial, and 162 persons were convicted, the percentage of convictions to accused persons being 54 against 64 in the previous year. Property to the value of Rs. 2,502 was stolen: a percentage of 66.46 was recovered. Property was destroyed by fire to the value of Rs. 402. There were 55 accidental deaths and 2 suicides as compared with 53 accidental deaths and 6 suicides in 1884-85.

472 cases in which 766 persons were concerned were dealt with by the Magistracy during the year. In 1884-85, 665 cases in which 1,266 persons were involved were dealt with. This marked decrease of crime was accounted for by the fact that during the year a large number of the labouring classes left the State to work on the Marmagoa Railway; and further, the equalization of the tax on toddy trees in the State with the same tax in Goa territory and adjoining British districts caused a material decrease in liquor smuggling. 78 criminal appeals were preferred; in 30 cases the decisions of the lower Courts were reversed or modified.

The State Jail is at Sávantvádi; there are besides 3 lock-ups at out-stations. 77 prisoners were confined as compared with 93 in the previous year. The gross yearly cost per prisoner was Rs. 134 as compared with Rs. 141 in 1884-85. During the year the State was required to pay for the first time the cost of its convicts who had been transported to the Andamans. This, including the arrears on this account, amounted to Rs. 17,320.

2,373 suits were before the Civil Courts for disposal as compared with 2,479 in the previous year. 1,987 suits were disposed of during the year: 386 suits were in arrears at the close of the year as compared with 447 at the commencement of the year. The number of applications for the executions of decrees was 3,780 as compared with 4,333 in the previous year. 652 of these applications were not disposed of. The number of civil appeals for disposal was 164, of which 134 were disposed of, leaving a balance of 30 appeals in arrears. The appeals in arrears at the commencement of the year numbered 35. Of 55 special appeals to Government 33 were disposed of. The value of the stamps used in suits and processes was Rs. 13,028 against Rs. 12,868 in the previous year.

1,681 documents of the value of Rs. 1,95,613 were presented for registration. In the previous year 1,911 documents of the value of Rs. 2,25,971 were so presented. The income from registration decreased by Rs. 838.

The Sávantvádi town municipality is the only one in the State. The population of the town numbers 8,662. The municipal income fell from Rs. 6,071 in 1884-85 to Rs. 5,412 owing to certain special grants made by the State in the former year not being continued. Expenditure amounted to Rs. 4,949 as compared with Rs. 5,840 in 1884-85. The closing balance at the end of the year was Rs. 826. The bulk of the expenditure was devoted to sanitary improvements.

The total area of Reserved and Protected Forests in the State was 44,129 acres, 7,965 acres having been added to the forest area during the year. 520 persons were convicted and punished for forest offences. The total income of the Forest Department amounted to Rs. 17,664; the total expenditure to Rs. 3,709. The net profit was thus Rs. 13,954. In 1884-85 the net profit from forests amounted to Rs. 12,760.

In the State pottery works fair progress was made during the year. Specimens of the various industries and art manufactories of the State were sent to the Antwerp and London Exhibitions. Considerable additions were made to the collection of curiosities in the local museum.

The total expenditure incurred upon Public Works during the year amounted to Rs. 82,391. The principal works executed were the *Darbár* Hall to the Sir Desái's palace, cost Rs. 4,697; the Civil Hospital at Vádi, cost Rs. 7,377; 2 new school-houses, cost Rs. 2,798; new lines for the Sávantvádi Local Corps, cost Rs. 1,297; two bridges, cost Rs. 3,064; and roads, cost Rs. 14,181.

The telegraph office receipts were sufficient to cover the cost of the establishment. The number of post-offices, 7, remained the same as in the preceding year.

The ordinary receipts for the year amounted to Rs. 3,88,250, the extraordinary receipts to Rs. 6,764. In 1884-85 these figures were respectively Rs. 3,60,839 and Rs. 3,029. Thus there was a total increase of Rs. 33,146 in the State income. This was mainly due to the introduction of the Survey Settlement rates. The expenditure for the year was as follows: ordinary, Rs. 2,77,099; extraordinary Rs. 89,475; total expenditure Rs. 3,66,574. The extraordinary expenditure was higher than usual on account of the sum paid for the transportation of convicts to the Andaman Islands. The expenditure of the year was less than the revenue by Rs. 28,440. This result compares favorably with the results of

POLITICAL.

TRIBUTARY STATES. recent years. The financial condition of the State will improve as the Survey Settlement rates are introduced further.

Local Funds. The total receipts of the Local Funds amounted to Rs. 39,622, of which Rs. 13,730 were spent on Public Works, Rs. 19,398 on Education. The balance at the end of the year was Rs. 6,493.

Ābkāri. The number of liquor shops in the State was reduced during the year from 264 to 160. The total revenue derived from Ābkāri amounted to Rs. 32,543. In 1884-85 the Ābkāri Revenue was Rs. 32,448.

Stamps. Stamps realized Rs. 23,063 as compared with Rs. 15,697 in 1884-85.

Vital Statistics and Health. 5,375 births and 3,225 deaths were registered during the year. The numbers in 1884-85 were 5,433 and 3,476 respectively. 6,600 patients were treated at the Savantvādi hospital as compared with 6,341 in the previous year. 2,833 patients were treated at the Kudāl and 2,748 at the Bānda dispensary. In 1884-85 the numbers were 1,964 and 2,533 respectively. 7,031 vaccinations were effected: in 1884-85 the number was 6,537. The total cost of the medical and vaccination establishments was Rs. 11,880.

Education. The number of State schools was increased from 50 in 1884-85 to 56. The schools were attended by 3,425 scholars, the attendance exceeding that of the previous year by 181. 23 out of the 55 vernacular schools were maintained by contributions from the people, the educational share of the Local Fund, and school fees. There were 49 indigenous schools in the State with an attendance of 801 pupils: of these schools 7 only received a grant-in-aid from the State. 11 out of 14 candidates from the Savantvādi English School passed the Bombay University Matriculation Examination successfully. 241 girls attended the State schools. The total State expenditure upon education amounted to Rs. 23,592. In 1884-85 the expenditure was Rs. 21,129.

Miscellaneous. The creation of a temperance society among the Native Christians of Savantvādi is worthy of notice. 312 members were enrolled in the course of the year.

DEKKHAN.

SĀTĀRA JĀGHIRS.

BHOR.

Area, 1,491 square miles; Population (1881), 145,876; Gross Revenue, Rs. 6,22,013.

Sātāra Jāghirs.

The State of Bhor lies above the *Ghāts* to the south-west of the Poona Collectorate. The administration is conducted by the Chief of the State, the Pant Sachiv, and was as usual zealous and energetic. The most prominent event was the appointment of a Forest Committee to deal with the question of forest conservancy in all its branches. His Excellency the Governor of Bombay paid a visit to the State during the year and laid the corner stone of the Rāmbāg bridge on the road from Bhor to Shirval. The estimated cost of this bridge is Rs. 20,000, which the Chief has determined to meet from the State and not from Local Funds in honour of the visit of His Excellency. The Pant Sachiv gave a liberal donation to the Female High School recently established in Poona, and established a system of rewarding each boy from the State who succeeded in passing the Second Class Public Service Examination held in Poona.

Season and Crops.

The rainfall was plentiful and timely, and the dry-crops, *jowāri*, *bājri*, wheat, and *nāglī* were very fair. Rice was slightly damaged by heavy late rain.

Survey.

The operations of the Survey Department were reported direct to Government and are referred to in Chapter II.

Police.

The police force consisted of 12 mounted and 164 foot police, the cost of whose maintenance was Rs. 12,566. Besides this 30 *Savārs* of the Huzār *Pāga* were employed on police duties. The force was sufficient to cope with the police work of the State. 893 offences were reported to the police, 564 persons arrested, 527 sent for trial, and 187 (a proportion of 47½ per cent.) of the persons arrested were convicted. The number of offences reported was normal, while the police were more than usually successful in obtaining convictions. Property to the value of Rs. 5,590 was stolen: of this property to the value of Rs. 2,240 was recovered.

Criminal Justice.

532 cases were brought before the magistrates in connection with which 977 persons were dealt with. Of these 274 were convicted and 30 committed for trial. Save for one case of murder no very serious offences were committed. No cases of infanticide or highway-robbery were reported. 4 criminal cases were pending before magistrates at the close of the year. 25 cases were committed to the Sessions Court, which was presided over by the Chief in person, all of which were disposed of. The Chief also disposed of 13 criminal appeals.

Civil Justice.

936 ordinary civil suits were filed in the year, of which 889 were disposed of. The number of suits in arrears at the close of the year was 255. The Chief disposed of 68 out of 79 civil appeals. 2,148 applications to the civil courts for the execution of decrees were disposed of, and 458 applications remained undisposed of at the close of the year. Under the

Agriculturists' Relief Act, which was introduced into the State in 1884-85, 86 applications were made and the relief granted to agriculturists was estimated at Rs. 1,074.

79 prisoners were under confinement in the Bhor jail in the course of the year, the average daily number of prisoners being 15. The health and discipline of the prisoners were good. The total cost of the maintenance of the jail and establishment was Rs. 2,589.

A municipality was established at Bhor early in the year and an expenditure of Rs. 2,632 incurred mainly on conservancy.

The State revenue excluding the opening balance amounted to Rs. 6,92,138. Land revenue collections amounted to Rs. 3,46,086, *Sáyar* revenue (Rs. 82,249), deposits (Rs. 51,204), advances recovered (Rs. 94,552), and local funds (Rs. 48,222) were the principal other sources of revenue. Expenditure amounted to Rs. 5,46,531, of which Rs. 2,03,327 were expended in land revenue establishment and alienations, Rs. 66,992 on the Chief's private establishment, Rs. 49,255 on advances, Rs. 51,725 on deposits repaid, and Rs. 48,877 on local funds. The closing balance of the State was Rs. 85,880.

Rs. 20,591 were actually expended on Public Works, the principal of which were the court-house at Persigut, the *kacheri* at Rájgad, and the Bhor hospital. The precise amount spent on works in progress was not known: the total estimated cost of these works, which included the Rámabág bridge already alluded to, was Rs. 43,000.

3,098 births and 2,237 deaths were registered. Public health was fair and no severe epidemics of cholera or small-pox were reported. At the Bhor dispensary 1,444 patients were treated with considerable success, and the native physician maintained by the State treated 5,040 persons. 4,324 vaccinations were effected against 1,806 in the previous year.

2 new schools were opened in the year and the total number brought up to 29, of which 1 school was Sanskrit, 1 English, 2 girls', and the remainder vernacular. The total number of pupils under instruction was 952. The prizes to the boys of the Anglo-Vernacular school were distributed by His Excellency the Governor of Bombay on the occasion of his visit. The total cost of education amounted to Rs. 5,819: it was met from local funds.

DAPHLA'PUR.

Area, 95 square miles; Population (1881), 6,007; Gross Revenue, Rs. 14,707.

This small State lies between the State of Jath and the south-east boundary of the Satára Collectorate. The late administrator Lakshmibái Sáheb died in the course of the year: she was succeeded by Ránibái Sáheb Daffle.

The season was above the average, the late crops of *jowári* and *bájrí* being very fair. Of the total area of the State 40,537 acres were cultivated.

The strength of the police force was 28 and the cash expenditure on the force Rs. 284. 16 offences were reported, 11 persons arrested, and 1 convicted. The value of property stolen was Rs. 396; recoveries to the value of Rs. 117 were made.

60 cases were reported in connection with which 87 defendants appeared. 14 defendants were convicted.

19 civil suits were disposed of, and 6 suits left pending at the close of the year.

The State revenue amounted to Rs. 45,233, of which land revenue (Rs. 38,715) was the principal portion. The total expenditure of the State was Rs. 25,028 and the closing balance Rs. 21,607.

357 vaccinations were performed by the Jath State vaccinator, a portion of whose pay was defrayed by the Daphlápúr State. No medical institutions were maintained. 235 births and 225 deaths were registered.

3 vernacular schools with an aggregate attendance of 73 boys were maintained at an expenditure of Rs. 312.

The proposal to abolish transit dues (*sthalmod* and *sthalbharit*) was under consideration, but nothing could be done during the year, as the right of collecting these dues for the year had already been purchased by a contractor.

JATH.

Area, 884 square miles; Population (1881), 49,486; Gross Revenue, Rs. 1,75,514.

The administration of this State had been resumed by the Chief at the close of 1884-85, and was carried on by him during 1885-86.

The late rain, as elsewhere in the Dekkhan, was very plentiful, and the *rabí* out-turn was decidedly good and the prices of food-grains remained exceptionally low. The wheat and cotton crops were very fair.

No survey or settlement operations were conducted. There was no appreciable difference in the area of land under cultivation.

The stipendiary police force was 79 strong and its cost Rs. 5,128. 358 offences were reported, 151 persons arrested, and 61 convicted or committed for trial. Property to the

TRIBUTARY STATES
Satára Jágíra.

Prisons.

Municipalities.

Revenue and
Finance.

Public Works.

Vital Statistics.

Education.

Season and Crops.

Police.

Criminal Justice.

Civil Justice.

Revenue and
Finance.

Vital Statistics.

Education.

Miscellaneous.

Season and Crops.

Survey.

Police.

	value of Rs. 8,660 was stolen, and recoveries to the amount of Rs. 2,618 effected. On the whole, the state of crime was normal during the year: few really serious offences were reported.
Criminal Justice.	244 cases in all came up for disposal before the Magistrates. 492 accused persons were dealt with of whom 123 were convicted or committed for trial. 4 cases remained undisposed of. 13 criminal appeals were preferred, all of which were disposed of. 4 cases were disposed of by the Sessions Court.
Civil Justice.	148 civil suits came up for disposal, and 119 were disposed of, 29 suits remaining in arrears at the year's close. Of 17 appeals made in civil suits 8 were disposed of.
Prisons.	103 prisoners were under confinement in the Jath jail in the course of the year, the average daily number of prisoners being 10. The health and discipline of the prisoners were good.
Forests.	The area of lands reserved for forest conservancy was 36,698 acres, most of which was of poor quality unsuited to the growth of trees. Rs. 1,129 were expended and Rs. 37 received.
Public Works.	No original works of any importance were undertaken. Rs. 2,028 were expended on establishment and repairs to roads and buildings. A proposal to construct a tank at a cost of Rs. 35,000 was favorably considered.
Revenue and Finance.	The revenue for the year, including the opening balance of Rs. 43,480, amounted to Rs. 2,84,435, of which Rs. 1,52,242 were due to Land Revenue, and Rs. 39,473 to Local Funds. Expenditure amounted to Rs. 1,91,652. The closing balance of the State was Rs. 3,17,434. The outstanding balances still due to the State amounted to Rs. 2,24,651.
Vital Statistics.	3,153 patients were treated at the Jath dispensary, the popularity and usefulness of which remained unimpaired. Save for a rather sharp epidemic of cholera in July public health was fair. 2,421 births and 1,380 deaths were registered. 1,812 vaccinations were effected.
Education.	The State contained 20 schools with an aggregate attendance of 677 pupils, 4 new schools (including 1 girls' school) having been opened in the course of the year. An English school was opened at Jath in response to the general desire of the people of that town. The total amount expended on education was Rs. 3,675: this was met from Local Funds.

PHALTAN.

Area, 397 square miles; Population (1881), 58,402; Gross Revenue, Rs. 1,48,199.

	The Phaltan State is situated to the east of the Satara Collectorate between that Collectorate and the western boundary of Sholapur. The administration of the State, which was in the previous year carried on by the son of the Chief conjointly with a British administrator, was resumed by the Chief early in the year. Transit dues in this State were almost all abolished in the course of the year. The West Dekkhan section of the Southern Maratha Railway will pass through a portion of the State, and doubtless be of great utility.
Season and Crops.	The late rainfall was good and the <i>rabi</i> harvest above the average. A slight increase was reported in agricultural stock: 174 acres of waste land were brought under cultivation. The price of wheat and <i>jowari</i> was a trifle higher than in the previous year, while the price of rice and pulses went down.
Police.	The strength of the police force was 90, and its cost Rs. 9,737. In addition to this the Chief reorganized an establishment of 8 mounted and 37 foot sepoy to act as his private guard. These sepoy were also employed as a guard for the jail and treasury: the cost of their maintenance amounted to Rs. 2,462. 173 offences were reported, 172 persons arrested, and 49 convicted. Property to the value of Rs. 4,080 was reported as stolen: recoveries were valued at Rs. 2,177. None of the offences reported were of a serious nature.
Criminal Justice.	162 offences were reported to the magistrates and 248 persons dealt with of whom 78 were convicted; 4 cases were disposed of by the Court of Session: 8 criminal appeals were disposed of, and there were no criminal cases of any description pending at the close of the year.
Civil Justice.	Of 671 civil suits for disposal 582 were disposed of and the number of suits in arrears reduced from 503 to 89. Of 71 civil appeals, 47 were disposed of and arrears reduced from 46 to 24. 307 applications under the Dekkhan Agriculturists' Relief Act were on the <i>munsifs</i> ' files; 277 of these applications were disposed of.
Prisons.	56 prisoners were confined in the Phaltan jail, the daily average number of prisoners being 14. The cost of the jail and establishment was Rs. 655.
Municipalities.	The income of the Phaltan municipality was Rs. 5,385 and the expenditure, of which about half was devoted to conservancy, Rs. 3,726. The <i>sthalbarit</i> dues were abolished entirely in course of the year and the <i>sthalmod</i> dues diminished by one-half: these dues formed a large proportion of the municipal income. A project for improving the water-supply of the town was brought forward.
Revenue and Finance.	The State revenue, including the previous balance of Rs. 1,01,886, amounted to Rs. 3,56,785, of which Rs. 1,55,617 were due to Land Revenue and Rs. 41,236 to the recovery of debts. Expenditure amounted in all to Rs. 3,03,122, the private expenditure of the

Chief being Rs. 61,762, and the remaining expenditure being mostly caused by the current establishments. Debts to the amount of Rs. 32,525 were paid off, and loans advanced to the amount of Rs. 64,408. The closing cash balance of the State amounted to Rs. 46,672. Of the State debt of Rs. 2,25,000 to the Bank of Bombay, Rs. 75,000 have been paid off in all.

TRIBUTARY STATE.
Satára Jāghira.

The only Public Works carried out were connected with the Local Funds and were unimportant. Public Works.

1,887 births and 2,087 deaths were registered. In an epidemic of cholera which lasted from June till September 389 persons died. Otherwise public health was fair. 8,175 patients were treated in the Phaltan dispensary with considerable success. The cost of the maintenance of the dispensary was Rs. 1,527. 1,877 successful vaccinations were effected.

Vital Statistics.

One new school was opened and the total number brought up to 17. One English class was kept up in the school at Phaltan. The aggregate number of pupils was 767. The total expenditure on education was Rs. 6,228.

Education.

AUNDH.

Area, 447 square miles; Population (1881), 58,916; Gross Revenue, Rs. 2,10,364.

The villages of the Aundh State form more or less scattered blocks within the limits of the Satára Collectorate. The administration of the State was conducted throughout the year by the Pant Pratinidi, the Chief of the State.

The rainfall of the year was plentiful and the *rabi* harvest above the average.

Season and Crops.

The strength of the stipendiary police force was 54, of whom 2 were mounted. 180 village policemen were also entertained. The total cost of the police establishment was Rs. 10,200. 342 offences were reported to the police and 170 arrests effected: of 156 accused persons sent for trial, 37 were convicted. Beyond 1 murder and 20 undetected cases of incendiarism, no very serious offences were reported.

Police.

Of 300 cases for disposal by the magistrates all but 24 were disposed of. Of 511 accused persons 143 were convicted.

Criminal Justice.

Of 351 ordinary civil suits for disposal 151 remained in arrears at the year's close. Of 200 applications under the Agriculturists' Relief Act 98 were undisposed of. Of 36 appellate suits, 20 were disposed of.

Civil Justice.

The State contains 6 lock-ups and a jail at Aundh. 82 prisoners were under confinement in the latter jail in the course of the year; the cost incurred was Rs. 1,761.

Prisons.

The receipts of the Local Fund amounted to Rs. 12,215, and there was an opening balance to the credit of the fund of Rs. 4,805. Rs. 4,747 were expended from the Local Fund on communications, buildings, and wells: no other expenditure on Public Works was incurred.

Local Funds.

The revenue of the State, including the opening balance, amounted to Rs. 3,16,128, of which Rs. 2,17,654 were derived from land revenue. Expenditure amounted in all to Rs. 2,77,609. The private expenses of the Chief were unusually heavy (Rs. 72,283) on account of the marriage of his daughter. The closing balance of the State was Rs. 5,854 only.

Revenue and Finance.

2,201 births and 1,762 deaths were registered. A new charitable dispensary was opened at Atpádi and 322 patients treated. 3,667 patients were treated at the Aundh dispensary, which was very useful. Cholera broke out somewhat violently in July, August and October, and the deaths of 340 persons from that disease were reported. 1,323 vaccinations were effected.

Vital Statistics.

The number of schools (25—20 boys' and 5 girls') remained unaltered, but the attendance (782) showed a considerable improvement. The total expenditure incurred was Rs. 3,906, which was mainly met from Local Funds.

Education.

A'KALKOT,

Area, 498 square miles; Population (1881), 58,040; Gross Revenue, Rs. 2,78,144.

This State lies adjacent to the Sholápur Collectorate. The Chief, who belongs to one of the old feudatory families of Satára, is a minor: during his minority the State is administered by a Kárbhári who has charge of the Revenue, *Khásgí*, and Public Works Departments, while the civil and criminal work is carried on by a Subordinate Judge. The Political Agent directly superintends the administration. The young Chief, who has been a student at the Rájáram College, spent the greater part of the year at Ákalkot, familiarising himself with the conduct of business in the various departments of the State.

A'kalkot.

The rainfall of 1885, though somewhat late, was plentiful, and good crops were obtained. The *rabi* or later crop was particularly good. The date of the collection of the 2nd instalment of land revenue has been postponed, and in consequence there was an outstanding balance of Rs. 13,272 at the end of the year. This will probably be collected without difficulty.

Season and Crops.

In consequence of the favorable season 13,523 acres of waste land were taken up during the year, while 1,602 acres fell out of cultivation. The area of waste land now remaining is 56,353 acres as against 68,274 acres in 1884-85.

Waste Land.

TRIBUTARY STATES.
Akalkot.
Police and Crime.

The strength of the police force was the same as in the year preceding, viz. 7 mounted police, 52 foot, and 207 village policemen who are partly paid in land. A semi-military force of 1 *jemádár*, 2 *havildárs*, 3 *naiks*, and 40 sepoys is also maintained to guard the Akalkot jail and treasury. The number of offences reported fell from 409 in 1884-85 to 225; the number of accused from 703 to 365. 156 accused persons were convicted. The value of property stolen rose from Rs. 4,404 in 1884-85 to Rs. 8,561. The percentage of recoveries was 31 as against 26 in 1884-85.

Prisons.

75 persons were confined in the jail during the year, as compared with 84 in the year previous. The total cost of the maintenance of the prisoners was Rs. 1,902.

Civil Suits.

452 civil suits were filed during the year, as compared with 893 in 1884-85. 598 suits were disposed of and the arrears reduced from 186 to 40.

The value of the subject matter of the suits filed was Rs. 56,105 as against Rs. 69,085 in 1884-85.

Forests.

There were 33,364 acres under forest conservancy. The revenue realized from them was Rs. 1,763 as against Rs. 1,702 in 1884-85. The expenditure exceeded the revenue, being Rs. 2,122.

Public Works.

The total expenditure on Public Works was Rs. 45,802: this is a considerable increase over the expenditure of 1884-85, which was Rs. 11,067 only. Rs. 17,329 were spent upon roads, Rs. 13,939 on the Sirsi *bandára*, and Rs. 6,221 on *dharamsálas* and *chavdis*.

Revenue and Expenditure.

The gross income for the year was Rs. 3,04,592 as compared with Rs. 1,95,843 in 1884-85. This very substantial increase is due to the fact that the 2nd instalment of land revenue is now paid in the following year. Consequently, the 2nd instalment of 1884-85 is included in the amount shown for 1885-86. Expenditure amounted to Rs. 2,81,626, as compared with Rs. 2,23,939 in 1884-85. Rs. 42,408 were disbursed in 1885-86 on account of former years. The cash balance on April 1st, 1886, was Rs. 1,29,459. The State is free from debt. Land revenue is the principal source of income of the State. The expenses of the *Rájá* amounted to Rs. 74,687.

Health.

1,391 deaths were registered as compared with 950 in 1884-85, but the year was not unhealthy. The average daily attendance at the Akalkot dispensary rose from 30 in 1884-85 to 34: the total cost of the maintenance of the dispensary was Rs. 1,942 as compared with Rs. 2,476 in 1884-85. The number of vaccinations was 2,472, of which 2,042 were successful. 2,732 vaccinations were effected in the previous year.

Education.

There are 24 schools for boys and 1 for girls. The 2nd grade Anglo-vernacular school at Akalkot has been converted into a 1st grade Anglo-vernacular school. Three of the schools are Hindustáni. The average daily attendance was 924, as compared with 855 in 1884-85. The cost of the schools was Rs. 6,573 as compared with Rs. 5,230 in the year preceding.

KOLHÁPUR.

Area, 2,816 square miles; Population (1881), 800,189; Gross Revenue, Rs. 31,25,046.

Kolhápúr.
General remarks.

The Kolhápúr State is the most important State of those under the control of the Bombay Government. It is of considerable size, being almost equal to the smaller British Collectorate. Beside the villages of the feudatory Chiefs, which number 278, the State includes 292 alienated villages, many of the proprietors of which are almost independent. The sensitiveness of this class of proprietors and their tendency to rack-renting constitute a special difficulty in the administration of the State. Two languages are current in the district—Maráthi and Kanarese. The population includes 33,000 Mahomedans and 47,000 Jains. The Sahyádrí hills form the western boundary of the State and the question of forest conservancy presents itself with all its difficulties. The State was under direct British management until 1881-82, in which year a council of administration was formed and Jáyasingráv Ghátge, Chief of Kágál, and natural father of the Mahárája of Kolhápúr, was appointed Regent. The enlightened influence of the Regent is the more patent if the statistical returns of crime for the year under report are compared with the returns for 1881-82, the year before he assumed the Regency.

His Highness Shahu Chhatrapati Mahárája is the *Rája* of the Kolhápúr State. He is now 12 years of age and during the year was sent to the Rájakumár College at Rájkot. He is making fair progress in his studies and is not averse to joining in manly exercises and games. His health has been good during the year.

During the minority of His Highness the administration of the State is carried on by a council of administration of which His Highness Jáyasingráv Ghátge, Chief of Kágál, and natural father of the Mahárája, was regent. During his absence the Political Agent filled his place. His Highness the Regent, who was better known by the name of A'ba Sáheb, returned from a visit to Europe in September 1885, and resumed the regency. On his return the Regent was warmly welcomed by his people and he continued to show the same enlightened and liberal interest in the administration that had distinguished him before his departure to Europe. On March 20th, 1886, he died after a very short illness at the early age of 29. His public virtues were recognized by Government in a complimentary resolution and a public meeting was held in Kolhápúr to perpetuate the memory of one whose loss was universally deplored.

There are 4 feudatory States of considerable size subject to the Kolhapur State. These are Vishalgad, Bávda, Kágál, and Ichalkaranji.

The affairs of the Vishalgad State are managed directly by the Kolhapur State with the assistance of a Kárbhári during the minority of the Chief. The revenue of this State rose from Rs. 1,57,568 in the previous year to Rs. 1,62,704. The financial condition of the State is good, Rs. 1,95,900 being invested in Government Securities.

The Bávda State administration is directed by the Chief, Madhavráv Moreshwar Pant Amatya. The total receipts of the State for the year amounted to Rs. 1,17,694 against Rs. 1,02,698 in the year previous. The expenditure amounted to Rs. 1,05,281 against Rs. 89,326 in the previous year. This State has Rs. 13,900 invested in Government Securities.

The Kágál State during the minority of the Chief, Bápu Sáheb, who is ten years old, is administered by the Kolhapur State with the assistance of a Kárbhári. The sad death of A'ba Sáheb, the Chief of the State, has been already noticed. The receipts for the year were Rs. 3,25,304. In the previous year the State revenue was Rs. 2,73,866. The expenditure of the year amounted to Rs. 2,80,057. In the previous year the expenditure was Rs. 2,15,151. This State has Rs. 2,48,600 invested in Government Securities.

The affairs of the Ichalkaranji State are administered by the Kolhapur Council of Administration during the minority of the Chief, Naráyanrav Ghorpade, who is 15 years of age. The Chief was married during the year. The total State revenue for the year amounted to Rs. 2,45,904 against Rs. 2,74,297 in the previous year. Expenditure amounted to Rs. 2,23,390. In the previous year the expenditure was Rs. 2,35,538. This State has Rs. 2,90,902 invested in Government Securities.

The rainfall during the year under report was 39 inches. This was abundant and the crops were fairly good.

The cultivated area of the Kolhapur State and its dependencies is 1,216,477 acres. The subjoined statement shows the area under each principal variety of crop during the past 5 years:—

Vishalgad.

Bávda.

Kágál.

Ichalkaranji.

Weather and Crops

Cultivated Lands.

Crop.	1880-81.		1881-82.		1882-83.		1883-84.		1884-85.		More.		Less.	
	A.	g.	A.	g.	A.	g.	A.	g.	A.	g.	A.	g.	A.	g.
Cotton ...	34,786	23	47,398	23	35,714	25	42,181	0	33,023	14	9,157	28
Tobacco ...	9,762	8	11,503	30	11,311	17	12,268	34	11,427	10	841	24
Sugarcane...	12,008	23	12,553	13	12,935	34	15,094	13	14,806	38	287	15
Báji ...	44,547	22	47,112	27	42,932	14	59,158	34	57,964	13	1,194	21
Rice ...	158,707	24	163,812	13	225,756	18	177,121	8	179,296	2	2,174	34
Jowári ...	285,551	29	301,448	2	270,269	8	303,274	3	298,256	33	5,017	10
Gram ...	26,069	30	26,989	13	45,229	11	31,577	32	29,547	6	2,030	28
Wheat ...	13,692	24	13,928	37	14,486	16	11,840	18	10,862	30	977	28
Hemp ...	6,448	17	10,648	22	14,042	26	11,719	11	8,562	15	3,156	36
Miscellaneous ...	535,575	6	507,635	3	489,964	8	536,291	29	572,730	11	36,438	22
Total ...	1,172,150	6	1,143,070	23	1,162,641	17	1,200,527	22	1,216,477	12	38,613	16	22,663	26

No survey field operations were carried out in the Kolhapur State during the year, but the survey settlement was introduced as a tentative measure into 150 villages of the Bhudhargad Peta. The result of this experiment will be noticed in the next year's report. The work of setting up municipal boundary marks in the town of Kolhapur and issuing *sanads* to the owners of property was carried out. The amount of survey charges paid in the year 1884-85 was Rs. 18,483.

Survey.

1,990 claims to alienated lands (10 relating to whole villages) were disposed of during the year. The investigations were made under the old *inám* rules. The 10 village claims and 340 others were allowed subject to the payment of quit-rents or service commutation money. In 1,429 cases entire exemptions from the payment of land revenue were granted.

Alienation Settlement.

The total area of waste land in the Kolhapur State, including the feudatory States, is 222,831 acres. 5,920 acres were brought under cultivation during the year.

Waste Land.

Sheri lands are the personal holdings of His Highness the *Rájá*. The income from these lands amounted to Rs. 42,607 during the year. This land is given out on leases on the expiry of which fresh leases are sold by public auction.

Sheri Lands.

The military establishments of the State consist of the Kolhapur Infantry and His Highness the *Rájá's* Body-guard. The Kolhapur Infantry are 551 strong and have 2 European officers. Their total cost during the year amounted to Rs. 75,799. The Body-guard are mounted: they are 156 strong. Their cost during the year was Rs. 49,216. No remounts were purchased during the year and expenditure was less by Rs. 9,959 than in the year preceding.

Military.

The total strength of the police force was 651. Its cost was Rs. 63,888. 94 men were punished during the year. 726 offences were reported and 905 persons arrested of whom 519 were convicted on trial, the percentage of convictions to arrests being 57. Crime has steadily decreased in the State since 1881-82. In that year 2,473 offences were reported

Police.

TRIBUTARY STATES. and 1,641 arrests made. Property valued at Rs. 29,559 was stolen: of this Rs. 12,833 (or a proportion of 43 per cent.) was recovered. Of the total number of offences reported 523 were thefts. 872 fires were reported during the year, and property to the value of Rs. 17,467 was destroyed. 49 of the fires were attributed to incendiarism. 272 accidental and sudden deaths were reported.

Criminal Justice. There are in all 39 magisterial courts in the State and its feudatories. In the course of the year 4,452 persons were dealt with by these courts. Of these 2,125 were discharged without trial, 640 acquitted, 1,608 convicted, and 79 sent for trial to the Sessions Court. 2,163 cases were tried by the courts. Of the number of persons convicted 454 were punished with imprisonment, 1,141 with fine without imprisonment, 13 with whipping, and 202 with fine with imprisonment. On the whole the work of the magisterial courts was slightly heavier than in the previous year. Hurt, theft, house-breaking, and offences under special laws account for the bulk of the offences. There were 3 dacoities and 7 highway robberies.

Courts of Session. There are 3 Courts of Session, at Kolhápúr, at Bávda, and at Kágál; at the latter 2 places the Chiefs hold or held the court. 80 persons in all were dealt with by these courts. 48 persons were convicted, 29 acquitted, 2 referred to the Regent in Council, and 1 otherwise disposed of. The work of these courts was slightly heavier than in the past year.

Prisons. There are 15 criminal jails in the State, the Central Jail at Kolhápúr and 14 subordinate jails. 378 prisoners were admitted to the Central Jail during the year: 123 were under confinement at the commencement, 344 prisoners were released during the year, 5 died, and 152 remained in jail at the close of the year. There were no escapes. The jail factory earnings amounted to Rs. 1,271. The yearly cost of the maintenance of each prisoner was Rs. 76-14-5. In the previous year it was Rs. 92-0-3. 893 prisoners were admitted into the 14 subordinate jails during the year. The average daily number of prisoners in these jails was 25. The total cost of their up-keep was Rs. 1,101.

Civil Courts. There are in all 21 civil courts in the State—18 of original jurisdiction and 3 appellate. A balance of 1,230 undisposed cases remained over from the previous year, 4,210 suits were filed during the year, and of the total number of 5,440 cases for disposal 3,776 were disposed of, the balance of undisposed cases at the close of the year being 1,664. The total number of cases for disposal in the previous year was 5,213, of which 3,938 were disposed of. The subject matter of the suits disposed of during the year was valued at Rs. 3,11,666: in the previous year it was valued at Rs. 3,09,335. 3,694 applications for executions of decrees were made during the year: of these 799 were privately settled, 10 were transferred to other courts, 477 dismissed, and 1,637 granted. 771 were undisposed of at the close of the year. The appellate courts disposed of 179 cases only during the year. Their working was interfered with by the death of the Regent. The court of the Sadar Amin has the largest number of arrears: a joint *Munsif* has been appointed to help to clear off the work.

Forest Demarcation. During the year forests were demarcated in 76 villages and settled in 48. The extent of land finally set aside for Reserved and Protected Forests is at present 650 square miles. The expenditure of the Forest Department amounted to Rs. 50,476, which was less by nearly Rs. 5,000 than the expenditure of the previous year. The receipts amounted to Rs. 1,09,064, which was less than the receipts of the previous year by Rs. 20,173. The main source of forest revenue is the *hirda* berry, the realizations of the sale of which amounted to Rs. 94,743.

Registration. The receipts from registration during the year amounted to Rs. 20,074. There has been a steady increase in these receipts since 1881-82. 3,991 documents were registered.

Municipalities. There are 5 municipalities in the State and its feudatories. The town municipality at Kolhápúr is by far the most important. The income of that municipality amounted to Rs. 77,811. This includes a deposit of Rs. 18,675 in the Savings Bank. The expenditure of the municipality amounted to Rs. 40,251 and there was a large balance at the close of the year of Rs. 37,559. The only other municipality of any importance is that at Narsoba's Wádi, the receipts of which were Rs. 26,695 and the expenditure Rs. 23,539. This amount was chiefly spent on sanitation.

Revenue and Finance. Owing to a defective system of accounts the figures for 1884-85 only are available for incorporation in this report. The gross revenues for that year amounted to Rs. 22,70,992, showing an increase of Rs. 1,35,884 on the previous year. The expenditure was Rs. 22,63,063. The treasury and invested balances amounted to Rs. 27,36,290. This was less than the balances of 1881-82 by Rs. 3,70,325, increased expenditure during the intervening years having been met by drawing on the balances. There was a considerable increase during the year of both Land and Sáyar revenue. In the Abkári and Forest Departments the receipts exceeded by Rs. 55,339 and Rs. 40,000 respectively the receipts of 1883-84. There was a decrease in the extraordinary receipts of the year. Under "expenditure" ordinary Public Works accounted for Rs. 46,000 more than in the previous year. In the course of the year the *sthalmod* and *sthalbarit* taxes (taxes on all imports and exports) were abolished by the Council of Regency. Taxes on special trades, second marriages, sales of houses, and on *Mhárs* were also abolished during the year. The effect of the abolition will be shown in the finance statement of the next year.

Public Works. The amount spent on Public Works during the year was Rs. 6,44,587, of which Rs. 5,70,160 were spent in the Kolhápúr State exclusively and the remainder in the tribu-

taries. The bridge over the Bhagavati river at Dhonavda was completed during the year: its total cost was Rs. 1,58,502. Approaches to the bridge were also completed at an additional cost of Rs. 19,632. Progress was made with a road from Kolhápúr to Jotiba's hill (amount hitherto expended Rs. 25,955), and a road from Panchgaon to Bágalkot. The new palace for His Highness the Mahárája of Kolhápúr is fast approaching completion. Of the sanctioned estimate of Rs. 6,65,667, Rs. 6,51,671 have been expended. The building is of an imposing character.

No important sanitary works were carried out during the year. The water-supply of the town of Kolhápúr is good. The total number of births recorded in the State was 31,413 and of deaths 19,693. In the previous year 29,189 births and 17,695 deaths were recorded. Cholera occasioned 1,374 deaths during the year as compared with 450 in the year preceding. Fever as usual accounted for more than half the deaths. Bowel complaints were unusually fatal during the year. On the whole, general health during the year may be called fair.

Vital Statistics
and Sanitation.

A new dispensary was opened during the year at Narsoba's Wádi. There were at the close of the year 7 dispensaries in the State. By far the most important medical institution is the Albert Édward Hospital at Kolhápúr. The in and out-door patients treated at this institution during the year numbered 31,985, an excess of 6,567 over the number so treated in the previous year. The total number of persons treated at all the dispensaries including the Albert Édward Hospital was 66,572.

24,921 vaccinations and 1,371 re-vaccinations were effected in the year. In the previous year the number of these operations performed was 22,589 and 948 in the two respective classes. The total cost of the medical and vaccine services was Rs. 29,555. It was resolved during the year to establish a Female Medical School in Kolhápúr and a suitable building was provided by the State at a cost of Rs. 26,000. Quarters for a lady doctor and ten resident pupils have been provided. The services of a qualified Hindu lady doctor, Mrs. Anandi Bai Joshi, who was educated at the Women's Medical College in Philadelphia, have been engaged for a term of 7 years. If the scheme succeeds the institution will be affiliated with any central college or institution that may be established in Bombay in pursuance of the general scheme of female medical education for India. Of the adjoining states Sāngli has promised to aid and support the institution.

The State contained during the year 208 schools of all grades attended by 12,843 scholars. The State expenditure on education amounted to Rs. 84,774. The most important institutions are the Rájárám College and High School at Kolhápúr. 21 under-graduates were on the College rolls during the year, and 432 boys were on the rolls of the High school. 4 *Sardárs* attended the *Sardárs'* class. 21 out of a number of 38 candidates sent up for the Matriculation examination at the Bombay University passed the examination. The charges on account of the College and High School for the year amounted to Rs. 36,459, each student costing the State Rs. 89 yearly. The annual College conversazione was attended by 12,000 visitors.

Education.

Vernacular schools numbered 126, and the number of boys attending them was 8,337. 1,046 Mahomedans attended the schools. There were 19 night schools. The State contains 14 libraries and reading-rooms and 5 printing presses.

SOUTHERN MARATHA STATES.

The following seven States comprise the charge of the Assistant Political Agent, Southern Marátha Country. All these States exercise 1st class jurisdiction. Their collective area is 1,836 square miles and their population according to the census of 1881 was 326,921. The following statement shows the areas, populations, and revenues in detail: as in the Kolhápúr State, the accounts refer to 1884-85 and not the year, properly speaking, under report:—

Southern Marátha
States.

Name of State.	Area in Square Miles.	Population.	Gross Revenue of 1884-85.
			Rs.
Miraj Senior	339	69,732	4,04,831
Miraj Junior	207	30,541	2,28,512
Kurundvád Senior	182	35,187	1,19,132
Kurundvád Junior	114	25,811	1,14,069
Jamkhandi	492	83,917	4,04,771
Mudhol	362	52,163	2,46,448
Rámdurg	140	29,570	1,54,009
Total	1,836	326,921	16,71,772

Of these seven States, four, *viz.* Kurundvád Senior, Kurundvád Junior, Jamkhandi, and Mudhol, are managed by their ruling Chiefs, while three, Miraj (Senior), Miraj (Junior), and Rámdurg, whose Chiefs are still in their minorities, are administered, Miraj Senior by a Kárbhári under the immediate supervision of the Agency, and the other two by Joint Kárbháris.

TRIBUTARY STATES.
Southern Marátha States.

These States consist for the most part of scattered groups of villages, and police administration is consequently rendered somewhat difficult. The incidence of taxation upon the people is in some of the States (of Miraj Junior and Jamkhandi) undesirably high, and as public works of utility are for the most part very deficient, the condition of the cultivating classes who contribute nine-tenths of the State incomes is far from prosperous. The financial condition of some of the States is good, but others, such as the Kurundvád States, are heavily in debt. The survey settlement has only been partially introduced into the States hitherto. In several of the States the administration of civil and criminal justice is very slow and the number of cases and suits in arrears unduly large. The example of the Kolhápúr State in abolishing the vexatious import and export dues that throttled the trade of the State and effectually checked any useful development will probably be followed by the greater part of the Southern Marátha States in the course of the forthcoming year.

MIRAJ (SENIOR).

Miraj (Senior).

This State continued to be administered by a State Kárbhári under the direct supervision of the Political Agency. During the year the young Chief endeavoured to familiarise himself with the administration of his State by associating himself with the Assistant Political Agent and the State Kárbhári in the work of hearing civil and criminal appeals.

Season and Crops.

The rainfall was somewhat delayed and the *kharij* crop was consequently poor, especially in the Modnimb Táluka. However, the *rabi* crops were decidedly good, and on the whole the harvest was above the average. The land revenue was duly collected. The amount of waste land in the State was at the close of the year 8,326 acres, 6,377 acres having been taken up during the year.

Police.

The strength of the police (stipendiary) was 209 (mounted 12, foot 197,) as compared with 208 in the previous year. Besides the stipendiary police, 117 village police and *shet-sandis* were entertained. The result of the working of the force during the year was hardly satisfactory, but the State villages are in scattered groups and the police work was not easy. 296 persons were arrested against 195 in 1884-85; 255 were sent for trial of whom 142 were convicted, the percentage of convictions to arrests being 48.29. Property valued at Rs. 7,660 was stolen; and the percentage of recovery was 37.93. In 1884-85 property valued at Rs. 3,165 was stolen and a percentage of 41.32 recovered. 34 accidental deaths were reported. One serious dacoity took place during the year; the offenders escaped across the frontier and were undetected.

Criminal Justice.

The number of offences reported during the year was 341 as against 241 in 1884-85. Crime has steadily increased during the past three years. 755 persons were dealt with by the criminal courts against 513 in 1884-85. 20 appeals were made to the Assistant Political Agent and State Kárbhári from the decisions of Subordinate Magistrates; in 16 cases the decisions were either modified or reversed. The increase of crime was confined to minor offences.

Civil Justice.

There are 5 civil courts in the State. 685 suits were filed during the year, and 695 disposed of. The arrears were reduced from 69 to 59. 23 appeals to the Court of the Assistant Political Agent were filed during the year, but 7 only were disposed of. 155 applications for the execution of decrees remained undisposed of at the close of the year.

Prisons.

There are 3 jails in the State at Miraj, Lakshmeshvar, and Modnimb. 116 prisoners were confined during the year against 122 in the previous year. The total cost of the maintenance of the jails and prisoners was Rs. 1,823. 14 prisoners were confined in the civil jail at Miraj in the course of the year.

Municipalities.

There are two municipalities in the State, Miraj and Lakshmeshvar. The populations of these two towns are 20,616 and 10,274 respectively. The incomes of the respective municipalities were Rs. 10,189 and Rs. 3,260; their several expenditures amounted to Rs. 5,877 and Rs. 2,633. These municipalities have hitherto been largely supported from the State grant from the transit dues levied in the town. As these dues are about to be done away with, the municipalities will shortly have to support themselves.

Public Works.

The expenditure on Public Works during the year amounted to Rs. 57,179 against Rs. 50,238 in 1884-85. Rs. 15,561 were spent on roads, Rs. 4,207 on water-supply, Rs. 5,687 on accommodation for travellers, Rs. 2,221 on schools, and Rs. 4,236 on planting trees.

Revenue and Finance.

The total income of the State for the year 1884-85 was Rs. 3,17,344, the expenditure Rs. 2,91,053. These figures for the preceding year were Rs. 3,17,257 and Rs. 2,66,256 respectively. Expenditure somewhat increased owing to changes in the Land Revenue and *Khásgi* Departments. The receipts on account of local funds amounted to Rs. 32,264, of which Rs. 26,065 were expended. The State is in an excellent financial condition, being not only unencumbered with debt, but having Rs. 7,11,716 invested in Government securities. Land revenue (Rs. 2,75,963) was the main source of revenue: Rs. 86,111 were outstanding under this head at the close of the year.

Sanitary.

Public health was generally good. There are 2 dispensaries, one at Miraj and one at Lakshmeshvar. At the former the daily average of patients was 90, against 88 in 1884-85, at the latter 25 against 33 in 1884-85. The cost of these two dispensaries was Rs. 4,530 and Rs. 957 respectively against Rs. 3,960 and Rs. 442 in 1884-85. 3,744 vaccinations were effected against 2,567 in 1884-85.

Vaccination.

There are 34 schools in the State, an Anglo-vernacular and 2 vernacular schools having been added during the year. The aggregate number of students was 2,343. The Miraj High School is the most important of the scholastic institutions of the State: at the examination held during the year by the Educational Inspector of the Southern Division very favorable results were obtained. Of the schools four are for girls, that at Miraj being the most important. There is one lithographic press in the State and two libraries.

TRIBUTARY STATES.
Southern Marátha
States.
Education.

MIRAJ (JUNIOR).

This State is managed by Joint Kárbháris during the minority of the young Chief, who is 9½ years of age and lives with his mother near Miraj. He is being educated by a private tutor.

Miraj (Junior).

The rainfall though late was plentiful, and both the *rabi* and *kharif* harvests were considerably above the average.

Season and Crops.

Of the three *tálukas* which compose the State, one only has been settled by the Survey Department. The two others have been measured and classed but the survey rates had not been published at the close of the year. The whole waste area of the State amounts to acres 3,175 only.

Survey rates.

The stipendiary police numbered 124 (15 mounted, 109 foot) and their cost was Rs. 14,085. There were also 99 village police and *shetsandis*. 100 offences were reported to the police, 84 accused were arrested and 52 convicted. The percentage of convictions to arrests was 69·3. The value of stolen property was Rs. 1,386 against Rs. 4,677 in 1884-85. The percentage of recovery was 21·13 against 18·8 in the preceding year. Accidental deaths numbered 12.

Police.

124 offences were reported during the year and 210 persons dealt with. In 1884-85, 101 offences were reported and 158 persons dealt with. 82 persons were convicted. There were 24 appeals to the Joint Kárbháris from the decisions of the lower courts. 10 of these decisions were either reversed or modified.

Criminal Justice.

There are 3 *munsiffs*' and 1 *mámlatdár*'s civil courts. 170 suits were filed during the year and 169 disposed of: the arrears increased from 37 to 38 suits. 25 appeals to the Kárbháris's courts were filed during the year, of which 8 were not disposed of.

Civil Justice.

There are 3 jails in this State, at Bhadgaon, Gadgeri, and Karoli. 65 prisoners were under confinement during the year. The total cost under this head was Rs. 1,544.

Jails.

There were 3 municipalities in the the State during the year, at Bhadgaon, at Kavta, and at Gadgeri. The populations of these towns numbered 2,573, 3,557, and 3,506 respectively. The municipal incomes and expenditures for the year were—Bhadgaon, income Rs. 511, expenditure Rs. 501; Kavta, income Rs. 300, expenditure Rs. 277; Gadgeri, income Rs. 403, expenditure Rs. 403.

Municipalities.

The accounts, as elsewhere, are a year in arrears. The receipts for 1884-85 amounted to Rs. 2,39,396 and the expenditure of the year to Rs. 2,25,506. At the commencement of the year the State had a balance of Rs. 5,35,779, of which Rs. 3,67,542 was funded capital. At the close of the year the balance to the State's credit had risen to Rs. 5,49,673, of which Rs. 3,77,772 was funded capital. Land revenue receipts decreased from Rs. 1,48,710 in 1883-84 to Rs. 1,25,932 in 1884-85. The latter year was remarkably unfavorable for agriculturists. The expenditure of the year was higher than usual owing to the marriage expenses of the sister of the Chief.

Revenue and Finance.

Rs. 28,229 were spent on Public Works during the year, principally on water-supply, roads, and school-buildings.

Public Works.

There are two dispensaries at Bhadgaon and Gadgeri. The latter was only opened at the close of the previous year. The daily averages of attendance at the two dispensaries were respectively 69 and 20: the cost of the respective dispensaries Rs. 1,524 and Rs. 2,061. Public health was good. 831 vaccinations were effected against 1,058 in 1884-85.

Sanitary.

2 night schools were opened during the year and the total number of schools in the State was 24 at the close of the year. 18 of the schools are vernacular, and 3 are girls' schools. The average monthly attendance of students was 796 against 790 in 1884-85. The cost amounted to Rs. 4,685 against Rs. 4,113 in the previous year. There is one small library in the State.

Education.

KURUNDVÁD (SENIOR).

Chintámanráo Bálá Sáheb Patwardhan continued to manage his own State throughout the year.

The rainfall though deferred was plentiful and the crops were fair. The area of uncultivated land was 1,828 acres, the same as in the previous year.

Season and Crops.

The strength of the stipendiary police force was 59 or 3 less than in the previous year: the cost of the force was Rs. 3,421. The village police numbered 110, and the total cost Rs. 8,866.

Police.

90 offences were reported to the police, 84 accused persons arrested and 52 convicted. The value of stolen property fell from Rs. 959 in 1884-85 to Rs. 662. The percentage of recovery was 2·8 only against 69·2 in the previous year.

TRIBUTARY STATES.
Southern Maratha States.

87 offences were reported during the year and 133 persons were dealt with, of whom 86 were convicted. There was decidedly less crime than in 1884-85. 4 criminal appeals were made, in two of which the decisions of the subordinate court were modified.

Civil Justice.

There are 6 civil courts in the State. 222 suits were filed during the year. The arrears increased from 79 to 113. 39 appeals in civil suits were filed during the year and 25 were disposed of. 110 applications for the execution of decrees were pending at the close of the year.

Jails.

There are 5 criminal jails in the State. 59 prisoners were confined during the year against 42 in 1884-85. The cost under this head was Rs. 1,823.

Municipalities.

There is but one municipality at Kurundvád, which has a population of 7,138. The municipal income amounted to Rs. 2,645, the expenditure to Rs. 2,443.

Finance.

The revenue for 1884-85 amounted to Rs. 1,19,131, the expenditure to Rs. 1,16,612. The figures for 1883-84 were revenue, Rs. 1,19,097, expenditure, Rs. 1,18,327. Land revenue (Rs. 1,00,047) was the principal source of income.

Public Works.

Rs. 3,832 only were spent on Public Works during the year. Almost all of this was spent on roads.

Public Health.

Public health was fair in the year. There is a dispensary at Kurundvád. The daily average of patients was 65 against 49 in the previous year. The cost was Rs. 2,280. 1,133 persons were vaccinated against 832 in 1884-85.

Education.

There were 7 schools open during the year including 1 Anglo-vernacular and 1 girls' school. 2 vernacular schools were added during the year. The number of students rose very considerably from 211 in the previous year to 358. The cost was Rs. 1,563 as compared with Rs. 1,178 in the preceding year.

KURUNDVÁD (JUNIOR).

Kurundvád (Junior.)

Ganpatráo Bápu Sáheb and Hariharráo Dáji Sáheb, the representatives of the junior branch of the Kurundvád family, continued to manage the affairs of the Kurundvád (Junior) State. A son was born to the latter during the year.

Season and Crops.

The crops were fair, especially the *rabi*, although the rainfall was hardly as timely as might have been wished. 1,638 acres of waste land were brought under cultivation during the year.

Police.

The stipendiary police force was 74 strong. Its annual cost was Rs. 2,304. There were also 59 *shetsandis* and village police who received Rs. 8,424 in cash and land. 130 offences were reported in the year; 86 accused were arrested, of whom 25 were convicted, the percentage of convictions to arrests being 29.06 as compared with 41.9 in 1884-85 when crime was somewhat heavier. The value of stolen property was Rs. 1,112, the percentage of recovery 56.6—a decided improvement on the percentage in the previous year, 21.9.

Criminal Justice.

166 offences were reported as compared with 236 in the preceding year. 235 persons were dealt with by the criminal courts, and 123 were convicted. In 1884-85 the number of persons so dealt with was 235. 13 criminal appeals were made, of which 10 were disposed of, 5 decisions of the lower court being modified or reversed.

Civil Justice.

There are 4 *munsiffs'* courts for the disposal of civil suits. 89 suits were filed during the year and 82 disposed of, the arrears rising from 17 to 24. 25 appeals were made in civil suits of which 19 were disposed of and 7 left pending at the close of the year.

Prisons.

There are 3 criminal jails at Kurundvád, Vadgaon, and Maindargi. 45 prisoners were confined during the year. The total cost was Rs. 1,640.

Finance.

The revenue of the State for 1884-85 was Rs. 1,14,069, the expenditure Rs. 1,12,066. In 1883-84 the revenue was Rs. 1,01,816. The increase was mainly under land revenue, which amounted to Rs. 99,027. The increase of expenditure during the year was caused by the repayment of outstanding debts.

Public Works.

Rs. 8,964 were spent upon Public Works. This was mainly spent upon public buildings and accommodation for travellers.

Public Health.

Public health was fair. There is no dispensary in the State. 798 persons were vaccinated as compared with 1,013 in 1884-85.

Education.

The number of schools (10) remained stationary. The number of students on the rolls increased from 275 in 1884-85 to 325. The cost of the schools was Rs. 1,511. The State supports a school of Astronomy at Poona and also maintains 2 small libraries.

JAMKHANDI.

Jamkhandi.

Rámchandraráo Appa Sáheb Patwardhan continued to conduct the administration of the Jamkhandi State with the assistance of a Kárbhári.

Season and Crops.

The rainfall in this State was untimely and the crops not good. The *khorif* yield was estimated at 8 annas only and the *rabi* crop is said to have been worse. The classification of the Jamkhandi and Bidri Tálukas has not yet been effected nor have survey rates been introduced. The Kandgol Táluka was surveyed and settled.

Police.

The stipendiary police force was 322 strong, 53 mounted and 269 foot. Its cost was Rs. 38,921. The force was increased by 14 foot constables during the year. There were besides 310 *shetsandis* and village policemen. Crime was somewhat heavier, 406 cases

being reported to the police. 377 persons were arrested, of whom 95 were convicted, the percentage of convictions to arrests being 25.2 against 24.3 in the previous year when 308 persons were arrested and 75 convicted. The value of stolen property rose from Rs. 4,480 in the previous year to Rs. 5,343. The percentage of recovery was 27 as compared with 26.2 in 1884-85. No serious offences were committed. A slight *Moharam* disturbance caused the number of persons arrested to be unusually large.

310 offences were reported as compared with 320 in the preceding year. 536 persons were dealt with by the magistracy: the number of persons so dealt with in the previous year was 362, but 41 cases of the previous year were disposed of during the year under report. 108 persons were convicted. 5 appeals were made to the Chief's court and 16 to the *Kárbhári's*, all of which but one were disposed of.

438 suits were filed in the 3 civil courts during the year: there was a balance of 145 suits pending from the previous year. The total number for disposal was thus 583 as compared with 712 in the previous year. 411 suits were disposed of during the year, the suits in arrears at the end of the year being 172. 41 appeals were made to the *Kárbhári's* court. 33 suits were disposed of by the appellate court in which 49 suits were in arrears at the year's close.

There are 3 jails in the State at Jamkhandi, Bidri, and Kandgul. 118 prisoners were confined in them during the year: in 1884 the number of prisoners was 87. The total cost of the jails was Rs. 2,956.

There are 4 municipalities in the State, at Jamkhandi, Kandgul, Savashi, and Kaingoli. The populations of these towns are 10,409, 6,474, 3,559, and 2,433 respectively. The municipal incomes and expenditures were as follows:—Jamkhandi, income Rs. 4,957, expenditure Rs. 4,896; Kandgul, income Rs. 1,294, expenditure Rs. 325; Savashi, income Rs. 707, expenditure Rs. 303; Kaingoli, income Rs. 820, expenditure Rs. 428. The Jamkhandi municipality incurred an expenditure of Rs. 2,081 in improving the water-supply of the town.

The total income of the State was Rs. 3,71,860, the total expenditure Rs. 3,84,392. In 1884-85 the total income was Rs. 3,22,811, the total expenditure Rs. 3,63,025. The increase of income was due to the realization of land revenue outstanding from the previous year. The expenditure on Public Works during the year was considerably larger than in the previous year. Land revenue collections amounted to Rs. 3,12,760; Rs. 70,000 were outstanding at the close of the year, postponements to that amount having been made in consequence of a local bad harvest. Expenditure was normal, the expenses of the Chief being, as usual, large.

Rs. 56,416 were spent on Public Works. In the previous year Rs. 28,877 were so spent and that amount was unusually large for this State. Rs. 26,209 were spent on improving the water-supply, Rs. 12,725 on roads, Rs. 6,998 on school buildings, Rs. 3,517 on accommodation for travellers, and Rs. 5,184 on miscellaneous improvements. The principal work undertaken was the improvement of the water-supply of the town of Jamkhandi. Iron-pipes to connect the river Krishna with the town were purchased at a cost of Rs. 19,653.

Public health was fairly good. The number of patients at the Jamkhandi Dispensary rose from 9,645 in 1884-85 to 11,713 in the year under report. The cost of maintenance of the dispensary was Rs. 5,912 against Rs. 8,629 in 1884-85. 3,538 vaccinations were effected against 3,783 in 1884-85.

40 schools were open during the year, 6 fresh vernacular schools having been opened since 1884-85. The schools comprise 2 Anglo-vernacular, 2 girls', and 36 vernacular schools. The aggregate number of students was 1,695 against 1,647 in the previous year. The cost under this head amounted to Rs. 10,937 against Rs. 8,465 in the previous year. A library at Jamkhandi was open during the year; it was supported by private subscriptions and donations.

MUDHOL.

Ráo Sáheb Venkatráo Ráje Ghorepade himself administers his own State. During the year he suffered from ill-health and was for four months absent in Bombay. During his absence the State was administered by the Assistant Political Agent. On his return to Mudhol restored to health the Chief resumed charge of the administration.

The rainfall was not very timely and in addition the *rabi* crop suffered from blight. Grain was slightly dearer than it was in the previous year.

The total strength of the stipendiary police force was 137 (36 mounted, 101 foot), and their cost Rs. 13,055. There were also 334 *shetsandis* and village police whose cost was Rs. 4,668.

114 offences were reported to the police and 74 persons arrested, of whom 30 were convicted. The percentage of convictions to arrests was 40 against 43.2 in 1884-85 when crime was somewhat less. The value of stolen property was Rs. 4,732 as compared with Rs. 1,219 in 1884-85: the percentages of recovery in the two years were 18 and 48 respectively. 17 accidental deaths were reported: 15 of them were caused by drowning.

Offences during the year numbered 164 as against 112 in the year preceding. 198 persons were dealt with by the magistrates, of whom 67 were convicted. In 1884-85 out of 267 persons dealt with 102 were convicted. 4 criminal appeals were made to the Chief's court, of which one alone was disposed of.

TRIBUTARY STATES.
Southern Marátha States.
Civil Suits.

364 suits were filed in the one civil court at Mudhol. 360 cases were disposed of. The number of suits in arrears rose from 50 at the commencement of the year to 54. 26 civil appeals to the Chief's court remained outstanding at the commencement of the year and 19 appeals were made during the year. 38 were disposed of and 7 suits only were in arrears at the year's close.

Prisons.

56 prisoners were confined in the jail at Mudhol during the year. The total cost of its maintenance was Rs. 2,791.

Municipalities.

There were 3 municipalities in the State, at Mudhol, Mahalingapur, and Lokapur. The populations of these towns are 6,060, 5,206, and 2,321 respectively. The municipal incomes and expenditures during the year were as follows:—Mudhol, income Rs. 2,740, expenditure Rs. 2,701; Mahalingapur, income Rs. 1,562, expenditure Rs. 1,458; Lokapur, income Rs. 695, expenditure Rs. 457.

Finance.

The State revenue for the year 1884-85 amounted to Rs. 2,26,642 against Rs. 2,25,019 in the preceding year. The expenditure in the two years was as follows:—1884-85, Rs. 2,23,563; 1883-84, Rs. 2,25,019. The financial condition of the State is sound, and the State has Rs. 8,02,615 invested. Land revenue (Rs. 1,84,704) was the chief source of income.

Public Works.

Rs. 31,276 were expended on Public Works during the year. Rs. 11,591 were spent on roads, Rs. 12,207 on buildings, Rs. 2,229 on accommodation for travellers, and Rs. 2,892 in planting trees. The roads in this State are in better order than those in most of the adjacent States.

Health.

Public health was fair during the year. The number of patients at the Mudhol Dispensary was 6,209 against 7,546 in the previous year. The cost under this head was Rs. 2,649. 2,094 vaccinations were effected, as compared with 2,535 in the previous year.

Education.

The number of schools in the State was 22, as in the previous year. The schools comprise an Anglo-vernacular, 2 girls', 1 night, and 18 vernacular schools. The number of students on the rolls decreased from 1,141 in 1884-85 to 1,011. The cost incurred was Rs. 6,682 against Rs. 7,123 in 1884-85.

RÁMDURG.

Rámdurg.

This State continued to be administered by Joint Kárbháris during the minority of the young Chief Venkatráo Balá Sáheb, who attained the age of 9 years during the year. The young Chief is about to be sent to the College at Kolhapur. During the year the marriage of the young Chief with one of the daughters of the Junior Chief of Kurundvád was celebrated.

Season and Crops.

The season was fair and the out-turn of the *kharif* and *rabi* crops estimated at 8 and 12 annas respectively. 201 acres of waste land were brought under cultivation in the course of the year.

Police.

The strength of the stipendiary police was 75, their cost Rs. 5,899. 16 new foot constables were entertained during the year. Rs. 337 were paid as an allowance to *shetsandis* and village policemen.

The number of offences reported to the police was 127; 106 persons were arrested of whom 81 were convicted, the percentage of convictions to arrests being 76.4 as compared with 55.7 in 1884-85, when crime was somewhat lighter. The value of property stolen during the year was Rs. 2,983, of which a percentage of 31 was recovered. In 1884-85 property to the value of Rs. 1,750 was stolen and a percentage of 65.3 recovered.

Criminal Justice.

128 offences in which 185 persons were concerned were dealt with by the magistrates. 122 persons were convicted. In the previous year 87 offences were dealt with and 22 persons only convicted. 2 appeals were made to the Joint Kárbhári's court; both were disposed of.

Civil Justice.

180 civil suits were filed in the *munsiff's* court at Rámdurg. These were all disposed of and the number of suits in arrears at the commencement of the year (7), was reduced to 2. 15 appeals were made, but 6 only disposed of. 34 civil appeals were in arrears at the close of the year.

Prisons.

49 prisoners were confined in the Rámdurg Jail during the year. The cost of the jail was Rs. 1,677.

Finance.

The State income for 1884-85 was Rs. 1,17,797, the expenditure Rs. 1,08,385. In 1883-84 the income and expenditure were Rs. 1,32,481 and Rs. 1,23,766 respectively. The decrease of revenue was attributed to bad local harvests. The financial condition of the State is good, the State having Rs. 1,26,237 invested in Government Securities.

Public Works.

The expenditure on Public Works during the year amounted to Rs. 22,465; school buildings were erected at a cost of Rs. 8,205, and other buildings at a cost of Rs. 9,038. Rs. 1,879 were spent on roads.

Municipality.

A municipality was established at Rámdurg during the year. The population of the town is 6,810. The municipal income amounted to Rs. 2,065, and the expenditure to Rs. 1,069.

Public Health.

Public health was very fair. 8,833 patients were treated at the Rámdurg Dispensary against 8,781 in 1884-85. The cost was Rs. 2,076 as compared with Rs. 3,166 in 1884-85. 1,231 vaccinations were effected during the year. In 1884-85, 1,286 vaccinations were effected.

There were 17 schools open in the State, 5 vernacular and 1 girls' school having been added during the year. The number of students rose from 785 in the previous year to 1,095; the cost from Rs. 3,943 to Rs. 4,732.

SANGLI.

Area, 1,040 square miles; Population (1881), 196,832; Gross Revenue, Rs. 10,10,263.

The Sangli State is administered by the Chief, who is the representative of the main branch of the great Patwardhan family, and by a British Joint Administrator. The Chief resided in the State during the greater portion of the year.

Sangli.

The area of the State is large but the groups of villages composing it are scattered: a numerous police force has consequently to be entertained. The abolition of transit dues and the other burdensome petty taxes on special trades and classes was pushed on during the year, several of the latter taxes being removed. The public works administration was strengthened during the year by the appointment of a special supervising officer. The dispensaries established in the State were unusually largely attended. Municipalities numbered six, but except in the cases of Sangli and Shahapur their incomes were extremely small.

ral remarks.

The rainfall was unusually large and with the exception of small local failures the crops were excellent. 7,191 acres of culturable wasteland were brought under cultivation during the year. The land revenue increased from Rs. 5,63,573 in 1884-85 to Rs. 6,36,299, previously outstanding balances to the amount of Rs. 80,000 being recovered. There was a general rise in prices in spite of the favorable harvest, as there was an unusual consumption of grain owing to the very large number of Hindu marriages celebrated and a large storage of the harvested grain took place. Thus as far as the cultivators were concerned the year was very favorable.

Season and Crops.

32 men were added to the stipendiary police force during the year and the total strength of the force was 498. Its cost was Rs. 39,069, the excess over the cost of the previous year being Rs. 4,773. 43 men of the force were mounted: they are a well drilled, smart body. The conduct of the police force was good during the year.

Police.

553 offences were reported to the police in connection with which 401 accused persons were arrested, 352 sent for trial, and 203 convicted, the percentage of convictions to arrests being 57.6 against a percentage of 42.1 in the preceding year, when 744 persons were arrested and the work of the police was generally heavier. Property valued at Rs. 28,134 was reported as stolen: the quantity recovered was valued at Rs. 16,874 or a proportion of 59.9 per cent. This result was much more favorable than that of the preceding year in which property to the value of Rs. 10,755 was reported as stolen and a proportion of 18.2 per cent. only recovered.

700 offences were reported to the magistracy in connection with which 1,118 persons were brought to trial. Of these 442 were convicted or committed for trial. 16 cases remained pending at the close of the year. The work of the magistrates was slightly heavier than their work in the previous year. 843 persons were tried for offences affecting the human body and against property. The Sessions Court disposed of 19 cases involving 27 accused. The cases so tried included 4 of murder.

Criminal Justice.

There is a large central jail at Sangli and various lock-ups in the outlying parts of the State. The central jail is well built and is capable of receiving 300 convicts. The expenditure incurred on it during the year amounted to Rs. 5,521, while Rs. 2,148 were received as profits from the jail garden and the labour of the convicts. 207 convicts were under confinement during the year. 2 prisoners died in the jail and 2 suffered capital punishment. The civil debtors' prison is included in the Central Jail: 31 civil prisoners were detained during the year, but one only remained in confinement at the year's close.

Jails.

1,726 civil suits were filed during the year and 1,709 disposed of. The balance of suits in arrears rose from 353 at the commencement of the year to 370 at its close. The average duration of each suit was 3 months and 26 days: the rate was high as several suits of many years' standing were disposed of during the year. 223 civil appeals came up for disposal: 166 were disposed of and 57 remained in arrears at the close of the year.

Civil Justice.

The receipts of the year amounted to Rs. 10,10,263 and the disbursements to Rs. 12,04,153. Both were considerably higher than in the previous year. The surplus expenditure was met from the existing balance, which was reduced from Rs. 8,26,444 to Rs. 6,32,554. Under "Receipts" the increase under "Land Revenue" has already been noticed: there was also an increase of Rs. 25,378 under "Miscellaneous." Several heads showed a small decrease. Expenditure was abnormally large, as Rs. 3,83,261 were paid to the Bombay Government in payment of debt and of interest on the same. The State was free from debt entirely at the close of the year. Of the State balance Rs. 2,72,500 are invested in Government Securities.

Revenue and Finance.

Local fund receipts amounted to Rs. 33,347 and expenditure to Rs. 53,232. This fund was mainly supported by the transit dues and other taxes which were collected for the last time in the year under report. The expenditure was mainly divided between public works and education.

Local Funds.

TRIBUTARY STATES.

Southern Maráthi States.

Public Works.

Municipalities.

A State Engineer was engaged during the year on a salary of Rs. 250 per mensem. A radical and necessary reform was introduced in the accounts system of this department. The entire expenditure from both State and Local Funds amounted to Rs. 62,958. Rs. 38,500 were expended on public buildings, the principal of which were the Sámglí Dispensary and Anglo-vernacular school. Rs. 13,500 were expended on roads, and Rs. 2,600 on water-supply. The balance was expended on establishment and on contingent expenses.

The State contained 6 municipalities in 1885-86 at Sámglí, Sháhápúr, Terdal, Mangalvedha, Shirhatti, and Kuchi. At Sámglí the municipal income was Rs. 6,420 and the expenditure which was partly met from previous balances Rs. 10,567. At Sháhápúr the municipal income was Rs. 10,329 and the expenditure Rs. 11,441. In the remaining towns the sums dealt with were inconsiderable. At Sámglí Rs. 2,611 were expended on new works and Rs. 3,879 on repairs to roads. At Sháhápúr Rs. 3,083 were expended on a dispensary, Rs. 3,592 on roads and town buildings, and Rs. 1,428 on new works. These two towns were kept fairly clean and the roads were maintained in good order. The question of improving the water-supply of Sámglí engaged attention.

Vital Statistics and Medical Relief.

According to the enumeration of the village officers taken in 1885 the population of the State was 206,983. Public health was fair during the year although cholera was by no means absent. 33,644 persons were treated at the 6 State dispensaries: 31,112 patients were discharged and 35 died. These institutions are generally popular and the attendance of patients increases largely year by year. The new dispensary building at Sámglí was almost completed during the year. Its cost has been Rs. 22,000. The cost of the current dispensaries and establishments was Rs. 12,222.

Schools.

The State contained 71 schools, 5 fresh ones having been opened during the year. The schools were classed as follows:—

	Number of Scholars.
4 Girls' ...	155
4 Anglo-vernacular ...	323
23 Maráthi ...	1,542
27 Kanarese-Maráthi ...	1,690
2 Hindustáni ..	128
4 Sanskrit and Vedic ...	68
6 Night schools ...	214
1 Police ...	91

To encourage female education 4 fresh scholarships of the aggregate value of Rs. 120 per annum were established during the year and awarded to 4 girls after a competitive examination. Beside the attendance at the girls' school proper 111 girls attended boys' schools. 2 prizes for needle-work were awarded to girls at the Sámglí schools at the Kolhápúr needle-work exhibitions.

The Anglo-vernacular schools were examined during the year by the Educational Inspector, Southern Division, with favorable results. 8 additional scholarships of the aggregate value of Rs. 360 per annum were established during the year. The attendance at the vernacular schools increased to the extent of 15 per cent. 2 new schools for low caste pupils only were opened. The attendance at the Mahomedan schools remained small.

The total expenditure incurred by the State on education was Rs. 12,442. The remainder of the education charges (Rs. 27,512 in all) was met from local funds, fees, &c. Rs. 269 were paid as a popular contribution.

Library.

The State contained 9 libraries some of which receive a yearly State grant. The Sámglí Native General Library is the most important; its grant from the State is Rs. 320 yearly.

SAVANUR.

Area, 70 square miles; Population (1881), 14,763; Gross Revenue, Rs. 62,521.

Sávanur.

The Savánur State is situated in the Dhárwár Collectorate, and many of the State villages are scattered within the adjacent blocks of British territory. The late *Naváb* died in 1884-85 and a dispute arose as to the succession. In the course of the year under report it was decided that Abdul Tabrez Khán was the rightful successor and he was accordingly installed as *Naváb* in November, 1885. The Collector of Dhárwár is *ex-officio* Political Agent for the State and supervises the administration. The new *Naváb* is 21 years of age, and since his instalment has steadily endeavoured to familiarize himself with the system of administration.

Survey and Settlements.

The survey of the State was completed in 1870 and the current settlement runs till 1888-89. In the course of the year the area of unoccupied culturable land was reduced by 1,852 acres: out of a total area of 44,660 acres 34,780 acres were occupied. The City Survey of Sávanur made but slow progress during the year.

Season and Crops.

The rainfall of the year was favorable and the crops, especially *jowári*, rice, and cotton were very fair although the latter crop was slightly damaged by blight.

Police.

The police force consisted of 42 men, the cost of whose maintenance was Rs. 3,574. 70 cases were reported to the police during the year and 55 persons arrested, of whom 15 only were convicted. Property to the value of Rs. 275 was reported stolen: a percentage of 56.7 was recovered.

46 cases were tried by the *Diván*; of the 55 persons concerned 15 only were convicted. No criminal appeals were made during the year.

TRIBUTARY STATES.
Southern Marátha States.
Prisons.

7 persons were confined in the State jail during the year. The cost under this head was Rs. 129.

Civil Justice.

Of 65 civil suits for disposal by the *Diván* 58 were disposed of. 10 appeals in civil suits were pending at the close of the year.

The State revenue amounted to Rs. 92,920, of which more than half was due to land revenue. The expenditure of the year amounted to Rs. 64,591 and the closing balance of the year was Rs. 28,829. Rs. 12,000 were paid during the year as a first instalment to the British Government of a *nazarána* of Rs. 28,790 levied on the occasion of the *Naváb's* installation. Rs. 2,310 were expended on Public Works.

Revenue and Finance.

Public health during the year was good save for slight outbreaks of cholera and fevers. 595 births and 434 deaths were registered. 603 vaccinations and 15 re-vaccinations were effected.

Public Health.

The town of *Sávanur* has a municipality. The roads of the town were kept in good order and the water-supply was fair.

Municipality.

There are 5 vernacular schools in the State, of which 3 are in the town of *Sávanur*. The schools include one girls' school. The aggregate attendance was 281. There are also 6 indigenous schools with an attendance of 92.

Education.

SIND STATE.

KHAIRPUR.

Area, 6,109 square miles; Population (1881), 129,153; Gross Revenue, Rs. 6,90,402.

This State is situated in Sind on the east bank of the Indus. The greater part of it is a sandy desert. Much of the culturable land is covered with jungle and used as a game preserve for the Amir, who is devoted to sport. The government is of a patriarchal nature. The Amir and his sons administer the law, appeals lying to the Amir himself. The greater part of the State has been given out in *jághír* to the several sons of the Amir, who exercise a general supervision over the whole State.

Khairpur.

The chief crops grown in this State are millets, sugarcane, oil-seeds, vegetables, *bháng*, poppy, cotton, tobacco, and indigo. The inundation in the year under report was favorable. The area under cultivation was 143,134 acres as compared with 150,579 in the previous year. 7,445 acres are said to have been left fallow in consequence of constant cropping. Four-fifths of the total area of the State is desert. Some of the culturable land is of very good quality and would be very productive under a good system of irrigation. No forests are conserved in the State.

Season and Crops.

The only quarry in the State is that of fullers' earth. Sulphate of soda is collected in the salt lakes and hollows of the Eastern *Nára*: the sale of these substances realized Rs. 20,972 during the year. Metal-work, loom-work, and lacquered wood-work are the principal industries: these three industries produced Rs. 1,19,685 during the year. These industries are managed on behalf of the Amir's family. Exports during the year (cotton, wool, millet, *ghi*, &c.) were valued at Rs. 8,71,674 as compared with Rs. 8,74,599 in the previous year. Imports (English cloth, millet, *ghi*, oil, tobacco, cocoanuts, ivory, &c.) were valued at Rs. 5,43,512 as compared with Rs. 5,37,459 in the previous year.

Trade and Manufacture.

The police force was maintained at the same strength as in the year preceding; viz. mounted 115, foot 191, total 306. Each *Thánadár* is independent and does what appears to him best, subject only to the general supervision of the *jághírdár* in whose *jághír* he may be serving. The number of offences reported to the police rose from 545 in the preceding year to 650. 690 accused persons were arrested as compared with 590 in 1884-85. Of the accused arrested 660 were sent for trial and 580 convicted. The value of stolen property was Rs. 8,972, as against Rs. 7,792 in 1884-85: 87 per cent. of the stolen property was recovered. There was a considerable increase in offences under the heads of House-breaking and Theft. Justice is generally administered in a patriarchal and summary fashion.

Police.

There are 2 prisons in the State, one at *Khairpur* and one at *Diji-jo-kote*. These were maintained at a total yearly cost of Rs. 3,222. The average daily number of prisoners was 130, as compared with 127 in 1884-85.

Prisons.

Many civil disputes are decided by *pancháyats* or by arbitration. 55 suits were filed during the year and were all disposed of. There is still great difficulty in the service of summonses from civil courts in British India.

Civil Justice.

The expenditure under this head amounted to Rs. 1,90,570. A balance of Rs. 28,243 remained unpaid at the close of the year as compared with Rs. 15,000 at its commencement.

Military.

The revenue and expenditure are said to balance one another, each being Rs. 6,90,402, as compared with Rs. 6,45,192 in the previous year. The land revenue is paid in kind and the precise financial condition of the State is not known. It is certain that the State is in debt, probably to a large amount.

Revenue.

Clearances of canals and repairs to *bands* were effected during the year at a cost of Rs. 21,600. The *Mainwah* canal was thoroughly cleared during the year.

Public Works.

There are 5 native physicians. One resides at *Khairpur* and 4 are in constant attendance on the Amir. The cost of this establishment was Rs. 7,705 as against Rs. 7,606 in 1884-85. There are three vaccinators in the State under the supervision of the Deputy

Sanitary.

TRIBUTARY STATES.
Sind State.

Sanitary Commissioner in Sind. They effected 4,598 primary vaccinations and 139 re-vaccinations during the year.

Schools.

Seven schools were open as in the previous year. The total cost under this head was Rs. 2,560. The number of scholars on the rolls was 214 as against 267 in 1884-85.

ADEN.

Area, 70 square miles; Population (1881), 34,860; Gross Revenue Rs. 10,567.

Political Relations.

Political relations with the neighbouring Arab tribes remained unchanged throughout the year.

Somali Coast.

A British protectorate now exists over the Somali coast from Ghubbet Kharab to Bandar Ziadah. This coast forms the subject of a separate report.

Shipping Casualties.

The Resident held 6 enquiries during the year under Act V of 1883. In only one of the cases was it held that the vessel was lost through default of the master.

Municipal.

The Aden Municipality is entirely under the management of the political officers. Its limits include the entire settlement outside cantonment limits. The income of the municipality for the year amounted to Rs. 1,14,692, the municipal expenditure to Rs. 1,11,210. The corresponding figures for the previous year were Rs. 1,15,463 and 99,032 respectively. At Shaikh Othman the receipts were Rs. 8,932; the expenditure Rs. 42,709. An office, grain market, storeyard, school, and new police stations were erected by the municipality during the year.

Registration of population.

2,697 families are registered as resident in the fortress. The details are as follows:—

Males	4,689
Females	3,259
Children	4,274

There is an increase of 120 in the number of registered families. The system of registration was only introduced in the previous year.

Shaikh Othman.

The population of Shaikh Othman is now 6,228. Rs. 42,000 were expended by the municipality on this Settlement during the year. 28 acres are used as garden at Shaikh Othman, and there is some hope that afforesting will succeed. 287 acres are sown with cereals, &c. Extensive and costly salt works have been completed at Shaikh Othman by an Italian company.

Civil Justice.

246 suits with an aggregate subject-matter valued at Rs. 51,036 were disposed of by the Assistants to the Resident during the year. 1,045 suits with an aggregate subject-matter valued at Rs. 14,260 were disposed of by the Registrar. These figures show a considerable increase both in the number of suits and the value of the subject-matter thereof over the corresponding figures for the previous year. Four suits remained on hand at the close of the year.

Criminal Justice

675 persons were brought up for trial before the various criminal courts during the year: 559 of these persons were convicted. In the previous year 602 persons were tried. The percentages of convictions to the total number of accused in the two years are as follows: 1885-86, 82.81; 1884-85, 89.01. The Cantonment Magistrate disposed of 201 cases in which 354 persons were concerned. There was a large increase in nuisance cases (75 cases, 133 offenders); this is said to be due to the increased activity of the sanitary *vamoshis*. At Perim 29 cases were tried by the 1st Class Magistrate: 49 offenders were concerned. In the preceding year 29 cases in which 38 offenders were concerned, were disposed of.

Police.

The working of the Aden police force is separately dealt with in Chapter III.

General Health,

General health was fair during the year. The following table shows the number of admissions to the various hospitals:—

Hospital.	In-Patients.	Out-Patients.
	Rs.	Rs.
European General	97	1,864
Civil	459	1,831
Prince of Wales' Dispensary	6,703
Shaikh Othman	2,621

There were no epidemics: debility, fever, diarrhoea, dysentery, and ulcers were the chief complaints. 14 cases of small-pox were treated.

Quarantine.

42 pilgrim ships called during the year. Quarantine was frequently imposed against arrivals from various ports throughout the year.

Perim.

357 persons were attended to at Perim by the Perim Coal Company's medical officer.

Vaccination.

1,169 persons were vaccinated: in 1,090 cases successfully.

Education.

The three schools were maintained in a satisfactory condition. The daily average attendance at the English school was 66: in the two vernacular schools 234.

Local Funds.

The Local Funds at the disposal of the Resident besides the Municipal fund are (1) the Aden port fund, (2) the cantonment fund, (3) funds of a private nature. The total receipts from these sources amounted to Rs. 1,68,137: the expenditure to Rs. 1,27,623. Expenditure was somewhat higher than in the previous year (Rs. 96,879): receipts were about the same.

Vital Statistics.

There were 265 births and 994 deaths. At Perim there were 7 births and 17 deaths.

The mean average temperature at the Civil Hospital in the Crater was 85·3: at Shaikh Othman 87. Great damage was done to the town and shipping by a cyclone on June 3rd, 1885.

THE SOMALI COAST.

The Somali country is an elbow of land lying between the Equator and the twelfth degree of north latitude. A double range of mountains runs parallel with the coast line at a distance varying from six to forty miles. The mountains vary in height from two to six thousand feet. The higher range is thickly covered with gum arabic and frankincense trees, the wild fig, and Somali pine. There is good pasturage in the valleys and water-courses; the rest of the country is stony and barren. The whole of this portion of Africa has been either upheaved from the sea at no very remote date or else the sea has receded leaving the maritime plains and ranges dry. Hot springs are found in several localities.

The Somali Coast.

The tribes inhabiting the Somali Coast are the Darūd Somali, the Ishak Somal, and the Habr Taljaala. All these tribes have numerous sub-divisions, almost all of which have concluded treaties or engagements with the British.

The whole of the Somali Coast from Ghubbet Kharab to Bandar Ziadeh is under the British Protectorate. There is a Political Agent and Consul for the Somali Coast who is subordinate to the Resident at Aden. The coast is divided into two portions, Bulhar and Berbera to the south and Zaila to the north. Each of these portions is under the charge of an Assistant Resident who is subordinate to the Resident at Aden.

Administration.

Bulhar and Berbera.
Zaila.

The normal strength of the troops comprising the garrisons at Berbera and Bulhar is 150 Native Infantry under the command of a British Officer. The garrison at Zaila consists of 1 European and 2 native officers, 4 havildars, and 71 rank and file.

Military.

The Somali Coast police forms a portion of the Aden police force. Its total cost in the year was Rs. 9,855. The strength of the force at Bulhar and Berbera is 48; at Zaila (including European and Native levies) 86.

Police.

Civil and criminal justice is administered by the Assistant Residents in charge. At Bulhar and Berbera 49 civil suits were disposed of, at Zaila 29. At Bulhar and Berbera 256 criminal cases were disposed of in which 468 persons were concerned. At Zaila 75 cases were disposed of in which 106 persons were concerned. During the course of the year 45 cases of murder, robbery, and attacks on caravans were reported. The tribes concerned were made responsible, the actual offenders not having been given up.

Civil and Criminal
Justice.

During the year 63 square-rigged vessels and 457 native craft called at Berbera and Bulhar, 19 steamers and 438 country craft at Zaila. The total value of the import and export trade by sea was as follows:—

Trade—Shipping.

	Exports.	Imports.	Total.
	Ra.	Ra.	Ra.
Berbera	8,36,512	12,37,736	20,74,248
Bulhar	2,23,074	1,49,501	3,72,575
Zaila	5,99,574	4,90,130	10,89,704

The principal articles imported were cotton-goods, grain, and provisions; the exports consisted chiefly of coffee, hides, *ghi*, and ivory. No records have at present been kept of the land trade. The trade for the year showed a distinct increase.

A permanent staff is entertained at Bulhar and Berbera at a cost of Rs. 1,889. Quarters for the political staff and garrison are being constructed by a company of Sappers. The amount expended during the year was Rs. 5,000.

Public Works.

The following table shows the financial history of the coast for the year:—

Revenue and
Finance.

	Revenue.	Expenditure.
	Ra.	Ra.
Bulhar and Berbera	69,779	69,119
Zaila	32,678	36,550

There is a slight deficit for Zaila, a slight increase for Bulhar and Berbera. Sea customs constitute nearly the whole of the receipts.

There is a civil dispensary at Berbera: it has been open since 5th February 1886, and is in charge of a 2nd Class Hospital Assistant. It has already been attended by 34 in and 476 out-patients. Efforts are being made to establish a dispensary at Zaila. No epidemics were reported during the year.

Vital Statistics and
Medical Relief.

Bulhar was burned down during the year and the huts were rebuilt with an eye to ventilation and sanitation. Much progress has been made in cleansing the town of Zaila.

Sanitation.

Vaccination will be introduced as soon as possible.

Vaccination.

There are no Government schools. There are private Arabic classes mostly attached to the *masjids*. There is a Roman Catholic mission at Zaila from which some attempt at education will ultimately be made.

Education.

CHAPTER II.—ADMINISTRATION OF THE LAND.

Surveys.

GREAT TRIGONOMETRICAL SURVEY OF INDIA.

FOUR survey parties were at work in the Bombay Presidency during 1885-86. These parties were employed in Cutch, in Gujarát, in the Deccan, and in the Southern Marátha Country. The total area topographically surveyed during the year was 9,678 square miles.

Cutch Party.

The total area topographically surveyed by this party was 3,805 square miles. The peninsula of Nagar-Párkar was topographically surveyed and also certain portions of North Gujarát which fall within the Cutch survey maps. The field work of this party is now complete, and after the Cutch maps and records are finished the party will be moved to the Central Provinces. The total cost of the season's work amounted to Rs. 55,816. The average cost of the survey per square mile was Rs. 14-10-9. The strength of the party was as follows:—1 Deputy Superintendent, 4 Assistant Surveyors, and 11 Sub-Surveyors with subordinate establishment.

Gujarát Party.

The total area topographically surveyed by this party was 2,524 square miles. The survey of the city of Baroda was completed and a portion of the party was detached during the open season to assist the Special Boundary Commissioner in settling the boundaries between His Highness the Gáikwád's territories and the Dángs. The Gujarát topographical survey is now almost completed and only half the party will be employed in Gujarát during the forthcoming season. The total cost of the work of the season (including Rs. 24,000, the cost of the survey of the city of Baroda) was Rs. 1,04,762, the average cost per square mile being Rs. 22-5-5. The party was composed of 1 Deputy Superintendent, 5 Assistant and 27 Sub-Surveyors with subordinate establishment.

Dekkhan Party.

This party worked in the Ratnágiri and Kolába districts and in the States of the Kolába Agency. Some work was also done in the Kolhápúr State and Southern Marátha Agency. The total area topographically surveyed was 1,675 square miles.

Southern Marátha Party.

The operations of this party were confined to the Belgaum and Dhárwár districts and to the Sávantvádi State. 1,674 square miles were topographically surveyed during the year. The approximate cost per square mile was Rs. 30-6-8. The strength of the party was as follows:—1 Deputy Superintendent, 4 Surveyors, 15 Sub-Surveyors and subordinate establishment.

TIDAL AND LEVELLING OPERATIONS.

Observations were continued by the branch of the Survey of India employed for the purpose at Aden, Karáchi, Bombay, and Marmagoa. The self-registering tide gauges at these ports worked well and with few interruptions. The tidal observatory at Bhávnagar was completed during the year.

Tide Tables.

The ports in the Bombay Presidency for which tide tables were published for 1886 were Aden, Karáchi, Okha Point (Gulf of Cutch), Káthiáwár (south coast of Káthiáwár), Bombay, Marmagoa, and Kárwár. As far as they have hitherto been compared the tide tables were very correct, decidedly more so than in the previous year.

Levelling Operations.

Levelling operations were carried on throughout the field season in the Madras Presidency. The height of the Standard Bench Mark for Bombay was tested and found to be correct.

Revision of Trigonometrical Heights.

The heights of the Trigonometrical stations of the South Konkan Meridional Series extending from Bombay to Goa were revised during the field season. The observations were taken with two 14-inch theodolites.

REVENUE SURVEY.

PRESIDENCY.

As in the preceding year 4 Revenue Survey Parties were at work in the Presidency proper during 1885-86. They were employed in Gujarát, in Póona and Násik, in Ratnágiri, and in the Southern Marátha Country.

The subjoined statement shows the effective strength and out-turn of work done by each of these departments:—

Department.	Number of Parties employed.	FIELD OPERATIONS.	
		Area surveyed.	Area classed.
		Acres.	Acres.
Gujarát Survey	3	36,720	284,527
Poona and Násik Survey	11	640,949	447,716
Ratnágiri Survey	9	146,139	140,513
Southern Marátha Country Survey	9½	538,936	647,800
Total	32½	1,362,744	1,520,646
Total of 1884-85	34	1,730,884	1,532,131

The only difference in the strength of the establishments employed during the year was in the Southern Marátha Country, in which 9½ parties were employed as compared with 11 in the preceding years. This diminution of strength accounts for the decrease in the area surveyed and classed.

The number of field establishments employed in the Gujarát survey was 3. From Gujarát Survey. 1st April until June 15th, 1885, two of these were employed exclusively on measurement, while the third was employed on classification. During the subsequent field season two establishments were employed on classification and the third on measurement only. The classification was completed in the Bándsa State, and original and revision classification work was carried on in the Dholka, Dhandhuka, and Gogha Tálukás of the Ahmedabad Collectorate. Measurement operations were carried on in the Sánand, Viramgám, and Daskroi Tálukas of the Ahmedabad Collectorate, and a quantity of miscellaneous measurement work was done for the Revenue Department in the Panch Maháls Collectorate. The total cost of operations amounted to Rs. 75,474. In the previous year the total cost was Rs. 65,651.

The average number of parties employed on measuring in the Poona and Násik survey throughout the year was 7½: the average number of establishments employed on classing Poona and Násik Survey. was 3½. The measuring establishments worked in the Poona, Ahmednagar, and Khándesh Collectorates. The classing establishments were employed on revision work in the Poona, Ahmednagar, and Khándesh Collectorates. The total cost of operations amounted to Rs. 1,94,385. In 1884-85 the total cost was Rs. 1,94,585.

In the Ratnágiri survey the average number of measuring establishments throughout Ratnagiri Survey. the year was 6; the average number of classing establishments was 3. The measuring establishments carried on original survey operations in the Devgad and Rájápur Tálukas of the Ratnágiri Collectorate and in the Marid and Borti Maháls of the Janjira State. They also carried on revision operations in the Karjat and Kalyán Tálukas and in the Mokháda and Khálapur Pethas of the Thána Collectorate and in the Pen and Panvel Tálukas of the Kolába Collectorate. The classing establishments were employed in revision work in the above-mentioned tálukas of the Thána and Kolába Collectorates. The total cost of operations amounted to Rs. 1,58,272. Of this Rs. 12,051 were contributed by the Sávantvádi, Bhor, and Janjira States. In 1884-85 the total cost was Rs. 1,79,278.

The average number of establishments employed on measuring in the Southern Marátha Southern Marátha Country Survey. survey was 6. The average number of establishments employed on classing was 3½. The measuring establishments were employed on original work in the Sidapur and Sirsi Tálukas of the Kanara Collectorate and in the Sánгли and Jath Jáhirs. They were employed on revision measurement in various tálukas in the Belgaum, Bijápur, and Satára Collectorates. The classing establishments did original work in the Honvád and Sirsi Tálukas of the Kanara Collectorate and in the Kolhápur and Kurundvád Jáhirs. They also did revision work in three tálukas of the Belgaum and in one táluka of the Bijápur district. The total cost of operations amounted to Rs. 1,84,078, of which Rs. 6,541 was debited to the Kolhápur State. In 1884-85 the total cost was Rs. 2,14,189. The town survey of Bijápur was carried on during the year by native surveyors under the direction of the Southern Marátha Survey Department.

Settlements.

The financial results of the land revenue settlements effected during the year are summarised in the following statement:—

	Number of Villages.	Estimated Collections under revised Settlement.	Past Collections.	PERCENTAGE.	
				Increase.	Decrease.
		Rs.	Rs.		
<i>Gujarát Survey.</i>					
Dohad ...	77	61,156	59,752	2·3	...
Hálol ...	73	20,287	20,183	0·4	...
<i>Poona and Násik Survey.</i>					
Shevgaon ...	160	1,72,422	1,36,825	26·1	...
Párner ...	1	1,072	940	14·0	...
Igatpuri ...	123	94,142	80,751	16·5	...
<i>Ratnágiri Survey.</i>					
Sangameshvar ...	169	82,716	97,300	...	15·0
Ratnágiri ...	15	8,096	9,658	...	16·2
<i>Southern Marátha Country Survey.</i>					
Sámppgaon ...	140	2,48,566	1,94,344	27·9	...
Hungund ...	1	787	642	22·5	...
Kod ...	1	904	586	52·2	...
Karajgi ...	1	535	399	34·0	...
Honávar ...	40	57,637	40,212	43·3	...
Total ...	801	7,48,320	6,41,592	16·6	...
<i>Add—Alienated Villages and Native States.</i>					
<i>Inám Villages.</i>					
Nagar ...	2	1,693	1,545	9·5	...
Párner ...	1	5,719	4,605	24·1	...
Shevgaon ...	24	44,976	39,241	14·6	...
Igatpuri ...	7	8,806	7,161	23·0	...
Junnar ...	1	3,023	3,142	...	3·8
Sálsette ...	2	7,167	4,584	56·3	...
Bhudargad ...	5	6,673	3,969	68·1	...
Sháhápur ...	4	3,266	2,864	14·0	...
Atpadi ...	1	1,665	1,464	13·7	...
Total ...	47	82,988	68,575	21·1	...
<i>Native States.</i>					
Bhudargad ...	145	90,783	81,317	11·6	...
Grand Total ...	993	9,22,091	7,91,484	16·5	...

Gujarát Settlements.

In Gujarát the settlement work was confined to the introduction of a revised settlement into 77 Government villages of the Dohad Táluka and 73 Government villages of the Hálol Táluka of the Panch Maháls Collectorate. The original settlements of these two tálukas were effected in 1878-79 and 1879-80 respectively, and both were guaranteed for five years. The revision operations in these villages consisted of a re-valuation of the soil of those lands which were adjudged to possess facilities for irrigation by wells and lifts on streams. By this re-valuation the special assessment on wells and *dehúdis* imposed under the former settlement was done away with. No alteration was made in the maximum soil-rates sanctioned for the groups of villages nor was the grouping of the villages under the original settlement interfered with. The result of the introduction of the revised settlement is an increase of land revenue to the amount of Rs. 1,404 and Rs. 104 respectively in each of the above-mentioned tálukas. The soil in these two tálukas is extremely fertile and there are great facilities for irrigation from wells and streams.

Dekkhan Settlements.

The settlement work relating to the Dekkhan comprised the introduction of revision settlements into the Shevgaon, Nagar, and Párner Tálukas of the Ahmednagar Collectorate and into the Igatpuri Táluka of the Násik Collectorate.

The revision survey settlement was introduced into 160 Government and 9 *inám* villages of the Shevgaon Táluka. An original settlement was also introduced into 15 *inám* villages of the same táluka. The tract in which these villages are comprised is fairly level in its northern and central portions; towards the south it is somewhat hilly. The system of cultivation is good, and careful irrigation and manuring are freely resorted to. The chief early crops are *jowári*, *bájri*, and, to a less extent, cotton. The later crops are principally wheat and gram. Road communications have been very much improved since the date of the original settlement and the villages in the south-west portion of the tract are in easy reach of the Dhond and Manmád Railway. The local markets have been but little altered since the date of the original settlement. There is a fair weaving industry in the táluka and there is a good number of oil and sugarcane mills. The revision measurement operations were conducted on the partial system in 56 villages: in the remainder entire re-measurement was necessary. In the case of the villages originally settled in the period ranging from 1851 to 1859 an entirely new classification was carried out. In all other villages the old classification was retained and worked upon. The net result of the revision settlement in the 160 villages in the Shevgaon Táluka is that the land revenue will increase by Rs. 35,597: that is to say, the original settlement rates have been increased to the extent of 26·1 per cent. The effect of the introduction of revised and original rates into the 15 *inám* villages in

this táluka is that the land revenue will be increased to the extent of 1·6 per cent. The actual increase is Rs. 5,735. In the Párner and Nagar Tálukas of the Ahmednagar Collectorate revision operations affected 4 villages only.

In the Igatpuri Táluka of the Násik Collectorate revision settlement rates were introduced into 123 Government villages. These villages are situated in a hilly tract of country. There is a considerable area under rice cultivation. The dry-crop land in these villages is either black soil or red soil. On the former wheat and gram are grown: the area under these crops constitutes about one-fifth of the total cultivated area. On the latter *náglí* is the principal crop: it is cultivated on the *ráb* system and fallows are generally observed. Since the date of the original settlement the G. I. P. Railway, which passes through the Igatpuri Táluka, has been constructed and the road communications have been considerably improved. The local markets are neither numerous nor important. The only manufacture of any dimensions is that of "*Khurásni*" oil. Under the original settlement the area under rice cultivation increased to the extent of 50 per cent., while population, and agricultural live and dead stock also underwent a considerable increase. The revision measurement operations were carried out on the partial system, but the revision classification was done entirely *de novo*. The increase of land revenue resulting from the introduction of the revised settlement rates into these 123 villages amounted to Rs. 13,391. The revised rates exceeded the original settlement rates to the extent of 16·5 per cent. The introduction of an original settlement into 7 *inám* villages of this táluka resulted in an increase of Rs. 7,161 land revenue. The rates under this settlement exceeded the amount previously paid to the extent of 23 per cent.

The settlement work of the Ratnágiri party comprised the introduction of an original survey settlement into 169 villages in the Sangameshvar Táluka and 15 villages of the Ratnágiri Táluka of the Ratnágiri Collectorate, and also into 2 leasehold villages in the Thána Collectorate.

Ratnágiri
Settlements.

The tract of country in which the Sangameshvar Táluka is situated lies below the range of the *Gháts*. The Sayádhri hills form its eastern boundary. The táluka is hilly throughout, and especially so in the eastern portion. The dry-crop land soils are mostly red and frequently of a gravelly texture. Their out-turn varies with the amount of *ráb* used, and fallows of several years' duration are needed. The soil of the rice lands is mostly poor and the rice grown is of poor quality. The rainfall is usually ample. Road communication in the táluka has been much improved under the British rule. The local markets are unimportant. Very little grain is exported as it is all required for local consumption. Under the old system land revenue was paid partly in cash, partly in kind, and various petty cesses were also payable. The result of the introduction of the settlement is that the land revenue due under the former system decreases by Rs. 14,584: that is to say, the land revenue is diminished to the extent of 15 per cent. Similarly the result of the introduction of an original settlement into 15 villages of the Ratnágiri Táluka is a decrease of Rs. 1,562 land revenue, or 16·2 per cent. In the case of the 2 leasehold villages in the Sálsette Táluka of the Thána district the result is an increase of Rs. 2,583 land revenue, or 56·3 per cent.

In the Southern Marátha Country revision survey settlements were effected in 140 Government villages of the Sampgaon Táluka of the Belgaum Collectorate, in 1 Government village of the Hungund Táluka of the Bijápúr Collectorate, and in 2 Government villages of the Karajgi and Kod Tálukas of the Dhárwár Collectorate. An original survey settlement was effected in 40 Government villages in the Honávar Táluka of the Kanara Collectorate. An original survey settlement was also effected in 150 villages of the Kolhápúr State, in 4 villages of the Sánгли State, and in 1 village of the Aundh State.

Southern Marátha
Country Settle-
ments.

The 140 villages in the Sampgaon Táluka of the Belgaum district are situated in a rough and undulating tract. The soil in the northern portion is chiefly black and is light in the southern portions. The crops are mostly early, and consist of early *jowári*, *bájri*, and rice. Late crops, cotton and *jowári*, are grown on the black soil only. About one-eighth of the total cultivated area is under rice. The system of cultivation is careful and good and manuring is practised wherever possible. The climate is good and the rainfall regular and sufficient. Facilities of communication have much improved since the date of the original settlement. Numerous roads traverse the táluka, and the Southern Marátha Railway will shortly place 4 stations within easy reach of local produce. The cotton-weaving industry is considerable, and the number of looms in the táluka is 2,300. Population has increased since the date of the original settlement. Agricultural cattle and houses have also increased, though non-agricultural cattle have decreased. The result of the introduction of the revised settlement rates is that the original settlement will be increased by Rs. 54,222, the new rates being 27·9 per cent. in excess of the old. In the three Hungund, Kod, and Karajgi Táluka villages before alluded to, the land revenue will be increased under the revised settlement to the extent of 22·6, 52·2, and 34 per cent. respectively.

The tract of land comprising the 43 villages of the Honávar Táluka in the Kanara Collectorate is situated in the same tract with the other villages of the táluka which has already been fully described. The result of the introduction of the revised survey rates is an increase of the land revenue of Rs. 17,425. The land revenue of the original settlement has been increased to the extent of 43·3 per cent.

The tract of country in which the 150 villages of the Bhudargad Taluka of the Kolhapur State are situated is bounded on the west by the Ghats. It is traversed by 5 rivers, the valleys of which are very productive. The country is somewhat hilly especially towards the west. The staple crop of the taluka is rice: other minor second crops are grown on the rice land. A considerable amount of sugarcane is raised by irrigation. The local markets are numerous but small: Kolhapur and Nipani are, however, easily accessible. Road communications are still deficient, but one good road through the richest part of the taluka has been recently made. The net result of the introduction of the settlement rates is an increase of Rs. 9,466 land revenue. The old payments have been increased to the extent of 16.6 per cent. The survey is a tentative one and the rates are guaranteed for one year only. 5 of these villages are *inam*: in these the increase amounts to 68.1 per cent. In the 5 *inam* villages in the Sangli and Aundh States an increase has been effected to the extent of 14 per cent.

Total Results.

The results of all settlement operations in British Government villages are an increase of Rs. 1,06,728 yearly land revenue, and in *inam* and Native State villages of Rs. 23,879. The total expenditure during the year has amounted to Rs. 6,12,209. In the preceding year the total expenditure was Rs. 6,53,703. Of the total expenditure of the year Rs. 5,93,617 were debited to the British territory: the balance, Rs. 17,592, being debited to Native States as shown below:—

				Rs.
Kolhapur	6,541
Savantvadi	1,312
Bhor	6,106
Janjira	4,633
Total				18,592

The operations of the Survey Department met with sharp criticism from the vernacular press during the year: the revision rates in Gujarát especially were pronounced to be high. The position taken up by the Bombay Government has been very clearly defined in the preliminary discussions in the Legislative Council of the Land Revenue Code Amendment Bill.

SIND.

Original and revision measurements were carried on in the following talukas:—

Karachi Collectorate	...	Tatta,	Original Measurement,
		Shahbandar	" "
		Ghorabari	" "
		Jathi	" "
		Kohistan	" "
Haidarabad Collectorate	...	Mirpur Khas,	Revision Measurement,
		Hala	" "
		Haidarabad	" "
		Tando Alahyar	" "
		Tando Bago,	Original
Badin	" "		
Shikarpur Collectorate	...	Rato-dero,	Revision Measurement,
		Naushahro Abra	" "
		Mirpur Mathela	" "
		Ubauro	" "
		Shikarpur	" "
Thar and Parkar District	...	Umankot,	Original Measurement.
Frontier District.	...	Chachra	" "
	...	Jacobabad,	Original Measurement.

63,138 survey numbers were measured. The total area measured was 433,781 acres. This was much the same as in the preceding year. 5,560 survey numbers with an area of 35,214 acres were tested by assistant superintendents and native testers. The percentage of errors discovered on test exceeded 2 in the case of 80 survey numbers only. In addition to this 6,825 acres of *jaghir* lands were measured and 60,287 acres of waste land which were applied for for occupation were broken up.

No regular classification was carried on and the classing establishment was employed in preparing talukas for the introduction of temporary settlements. Much work was done in the way of examining the division of land into survey numbers and ascertaining the rights of occupants. 406,412 acres composing 91,175 survey numbers were so dealt with. A proportion of 18 per cent. of this work was tested.

The settlement work effected during the year was as follows:—

Shikarpur Collectorate	...	Ghotki Taluka.	} Settlement sanctioned and introduced with effect from the current year.
		Shikarpur Taluka.	
Frontier Districts	...	Thal do.	ditto ditto.
Haidarabad Collectorate	...	Haidarabad do.	ditto with effect from 1886-87.

No definite period has been sanctioned for the settlement of the Ghotki Taluka. It is estimated that the collections under the new settlement will amount to Rs. 1,43,775; the average collections of the ten years preceding the year of the introduction were Rs. 1,18,141. Hence under the new settlement the estimated increase of land revenue is Rs. 25,634. The area under cultivation under the former arrangement was 50,050 acres. It is apparently estimated that cultivation in future will extend over an area of 44,500 acres only. Similarly in the case of the Shikarpur Taluka settlement no period has been fixed. Under this settlement it is estimated that the land revenue collections, which formerly averaged Rs. 68,442, will be increased by Rs. 37,338. The area under cultivation will probably be increased from 34,245 acres to 39,000 acres under the new settlement.

No period has been fixed for the duration of the settlement introduced into the Thal Taluka. It is estimated that under the new settlement land revenue collections will rise from Rs. 70,975 (the average collections of the past 10 years) to Rs. 98,250 and that the area under cultivation will be increased from 35,275 to 45,000 acres.

No period has been fixed for the duration of the settlement in the Haidarabad Taluka. It is estimated that under the new settlement the land revenue collections will rise from Rs. 81,654 (the average collections of the past 10 years) to Rs. 1,08,361. It is also estimated that the area under cultivation will be increased from 38,149 to 40,000 acres. This settlement will not be introduced until the forthcoming year, 1886-87.

ALIENATION SETTLEMENTS.

The enquiries concerning alienated lands and the issues of *sanads* for them were completed in the 5 Collectorates of the Province of Sind and in the Broach and Kanara Collectorates.

In the Northern Division 1,589 *sanads* were issued, mostly in the Panch Mahals Collectorate, where the special office appointed for this work will be shortly abolished as the work has been almost completed. In the remaining Collectorates the work has been entirely finished save that a few *sanads* have still to be issued. Northern Division.

161 *sanads* were issued during the year. There is a heavy balance of 2,355 cases still undisposed of in the Satara district; in the remaining districts the work approaches completion. Central Division.

552 *sanads* were issued. Save in the Ratnagiri district, where 525 cases were undisposed of at the close of the year, the work approached completion in each of the districts. Southern Division.

Collection of the Land Revenue.

The following table shows the number of occupancies in each of the Collectorates of the Presidency proper and in the Province of Sind, and the number of distraints employed in the collection of the land revenue. The actual amounts of land revenue collected are shown in detail in Chapter V. It may be observed that in Sind the Government demand is the last of all the demands upon the cultivator that he prepares to meet, and thus distraints are resorted to somewhat more frequently in that province than elsewhere. In Sind too the occupancies are much larger than those in the Presidency proper. There were comparatively few payments of land revenue in advance, although a liberal scale of discount is allowed on such payments. Possibly the existence of the rules on the subject is not very widely known. In Sind the Mahomedans refuse to accept the discount allowed on the ground that their religion prevents them from taking interest in any form:—

Province or Division.	Collectorate.	Number of Occupancies.	Number of Distraints.
Sind	Thar and Parkar	Unknown.	None.
	Shikarpur	72,232	129
	Haidarabad... ..	25,801	1,018
	Upper Sind Frontier	2,469	46
	Karachi	24,835	38
	Total	125,337	1,231
Northern	Broach	50,604	184
	Ahmedabad	62,665	30
	Panch Mahals	27,435	36
	Kaira	114,016	20
	Surat	74,561	42
	Thana	88,181	148
Total	417,662	410	

Province or Division.	Collectorate.	Number of Occupancies.	Number of Distraints.
Central ...	Khândesh ...	134,459	422
	Násik ...	66,064	86
	Sholápur ...	45,623	1
	Poona ...	67,979	4
	Satára ...	75,169	3
	Ahmednagar ...	87,129	64
	Total ...	456,423	580
Southern...	Belgaum ...	50,214	10
	Dhárwár ...	79,333	4
	Ratnágiri ...	127,871	386
	Kanara ...	32,856	1
	Kolába ...	64,995	1,669
	Bijápur ...	71,289	126
	Total ...	426,558	2,196

Thus the land revenue for the year was collected from 1,337,799 occupancies by compulsory process in 4,269 cases only. The greater portion of the distraints were enforced on account of previously outstanding dues and not on account of the land revenue of the year.

Waste Lands.

As a considerable portion of the Presidency consists of alienated and unsurveyed land a review of the cultivated and uncultivated area of the whole Presidency is impossible. In the Province of Sind, where the survey operations are far from complete, this is especially the case.

Presidency.
Northern Division.

The area of unalienated culturable land in the Northern Division of the Presidency was 4,556,136 acres. Of this area 3,962,475 acres were cultivated. The following table shows the details of the cultivation of Government land in each of the 6 Collectorates:—

Collectorate.	Total Culturable Area.	Actually cultivated.	Balance Culturable Waste.	Area newly taken up during the year.
	Acres.	Acres.	Acres.	Acres.
Broach...	490,108	461,448	28,660	2,191
Ahmedabad ...	1,524,363	1,439,458	84,905	13,916
Panch Maháls ...	375,557	198,064	176,893	9,971
Thána ...	992,793	817,652	175,141	827
Surat ...	688,075	639,375	48,700	9,426
Kaira ...	485,240	405,878	79,362	9,562
Total ...	4,556,136	3,962,475	593,661	45,893

The proportion of cultivation was extremely high in the Broach, Ahmedabad, and Surat districts, and the Kaira district was not very far behind. The Panch Maháls Collectorate was considerably the most backward. The demand for waste land for cultivation was fair and evenly distributed among the several Collectorates.

Central Division.

The following table shows the details of the cultivation of Government land in each of the 6 Collectorates in the Central Division:—

Collectorate.	Total Culturable Area.	Actually cultivated.	Balance Culturable Waste.	Area newly taken up during year.
	Acres.	Acres.	Acres.	Acres.
Khândesh ...	3,658,147	3,141,336	516,811	43,496
Násik ...	2,219,474	2,027,113	192,361	32,412
Poona ...	2,084,274	2,028,646	55,628	10,243
Satára ...	1,501,802	1,468,940	32,862	6,275
Sholápur ...	2,292,587	2,167,267	125,320	24,931
Ahmednagar ...	3,694,868	2,647,294	1,047,574	20,621
Total ...	15,451,152	13,480,596	1,970,556	137,978

The proportion of cultivation was very high in the Poona, Satára, and Násik Collectorates, and the approaching opening of the Southern Marátha Railway in the Satára district will doubtless have a further favorable effect. The extension of cultivation was very marked and was probably due in great measure to the favorable late rainfall in all the Dekkhan districts.

The following table shows the details of the cultivation of Government land in each Southern Division of the 6 Collectorates of the Southern Division:—

Collectorate.				Total Culturable Area.	Actually cultivated.	Balance culturable Waste.	Area newly taken up during year.
				Acres.	Acres.	Acres.	Acres.
Bijápur	2,181,341	1,902,194	279,147	29,647
Belgaum	1,193,391	1,101,118	92,273	3,537
Dhárwár	1,613,697	1,533,665	80,032	14,711
Ratnágiri	1,208,019	1,206,969	1,050	13
Kanara	333,365	284,496	48,869	1,021
Kolaba	574,171	563,743	10,428	469
Total				7,103,984	6,592,185	511,799	49,398

The proportion of cultivation was extremely high in the rice-growing Collectorates of Kolába and Ratnágiri. The Belgaum and Dhárwár Collectorates were also highly cultivated. The large increase of cultivation in the backward district of Bijápur, which suffered most severely from the great famine of 1876-77, was very remarkable and satisfactory: the more so since revised settlements were in the course of being introduced into portions of the Collectorate. The favorable effect of the Southern Marátha Railway upon the prospects of agriculturists in this and the adjoining country has been very marked and a fair export trade of seeds and grains has sprung up with Bombay.

The details of the areas under cultivation in Sind were not precisely known. 5,197 Sind. acres were reported as newly taken up in the Thar and Párkar district and 1,470 acres in the Haidarabad Collectorate. On the other hand, owing to the damage done to the Ghár Canal, 7,563 acres fell out of cultivation in the Upper Sind Frontier district. The following were the areas of cultivated Government land in each of the 5 Collectorates:—

	Acres.
Thar and Párkar	203,230
Sbíkárpur	1,128,911
Haidarabad	535,216
Upper Sind Frontier	460,710
Karáchi	382,587
Total	2,710,654

Of the balance that remains, after deducting the total culturable area from the total area of the Presidency, a good portion is alienated and cultivated or culturable. The remainder is unculturable waste land, alienated or unalienated. Of the unalienated waste land 13,259 square miles are Government forests and the remainder is mostly given free or sold for grazing.

Government Estates.

There is nothing to record under this head.

Wards' and other Estates under the management of Government.

In the Ahmedabad Collectorate estates of this kind are under the management of the Tálukdári Settlement Officer, whose report is dealt with elsewhere. In all other Collectorates they are entrusted to the management of the Collector.

There were in all 91 of these estates under management in 1885-86. Their aggregate acreage was 110,051 acres: many of them however consisted mainly of moveable property. Only one of the properties—in the Haidarabad Collectorate—was at all considerable: this estate was 64,765 acres in area and its annual income was estimated at Rs. 13,000.

ESTATES IN CHARGE OF THE TÁLUKDÁRI SETTLEMENT OFFICER.

The total number of estates of all descriptions under the management of the Tálukdári Settlement Officer is shown in the following table. These estates are not confined to those of Tálukdárs in the Ahmedabad Collectorate only, but to those of land-holders in Gujarát generally and to the Thákors of the Kaira and Broach Collectorates:—

	Number of Estates.	Aggregate Revenue for collection, 1885-86.	Amount realized by sale under Decrees.
		Rs.	Rs.
Ahmedabad Talukdars under Act VI. of 1862, Appendix I.	52	64,419
Ahmedabad Talukdars removed from Act VI. of 1862 but continued under management, Appendix IA	4	2,470
Kaira Thakors under Act XXI. of 1881, Appendix II.	52	87,972
Broach Thakors under Act XXI. of 1881, Appendix III.	10	1,43,850
Minors' Estates under Act XX. of 1864, Appendix V.	34	46,877
Estates—(a) managed under Section 320 of the Civil Procedure Code as per Appendix VI.	126	36,250
(b) sold under Section 320 as per Appendix VI.	21	22,890
Estates managed under Section 504 of the Civil Procedure Code, as per Appendix VII.	14	24,759
Miscellaneous estates managed as per Appendix VIII.	5	18,469
Estates managed under attachment for default, &c., Section 144, Revenue Code, as per Appendix X.	9	23,164
	327	4,48,230	22,890
Talukdari villages under revenue charge	356	3,69,020

Ahmedabad.

The number of estates in the Ahmedabad district under management under Act VI. of 1862 rose to 52 as the Awania estate was divided into 5 separate estates and 5 other new estates were added. 1 estate paid off its debts and was removed from management. Of the estates under management 23 were administered directly by the Talukdari Settlement Officer, 28 by the Talukdars under supervision, and 5 by the creditors of the estates. 13 estates in Awania paid off their debts during the year and arrangements were made to remove them from management. Altogether Rs. 21,818 were paid in the course of the year to private creditors and Rs. 15,433 to Government. Rs. 1,03,561 to private creditors and Rs. 1,04,302 to Government were the amounts of the debts outstanding at the year's close. The average payment of debts of the year was 18 per cent. of the amount due: this exceeded considerably the average (12 per cent.) of the previous year: however, the lands of many of the Awania estates were sold out-right. The season was a poor one. The circumstances of the various estates under management are very different: some of the Talukdars live in a state of lethargic and hopeless poverty, while in other cases there is good hope of shortly re-establishing the estates on a sound footing. Marriage and extraordinary domestic expenses frequently delay the time of deliverance.

Kaira.

52 estates in the Kaira Collectorate were under management under Act XXI. of 1881. No new estates were admitted nor were any advances made from the Government Treasury. Debts to the amount of Rs. 32,543 (10 per cent. of the total amount of debt) were paid off during the year and the outstanding balance of debt reduced to Rs. 2,92,147. In most of the estates the process of liquidation continued steadily.

Broach.

10 estates were under management in the Broach Collectorate. No advances were made from the Government Treasury during the year. Rs. 6,374 were paid to private creditors and Rs. 35,278 to Government in the course of the year. The outstanding debt was reduced from Rs. 2,20,069 to Rs. 1,78,416, 19 per cent. of debt having been paid off during the year. The crops on the Broach estates were better than those on estates in other Collectorates. The largest of the Broach estates, i.e. the Amod estate, should be cleared of debt in 3 or 4 years more.

Minors' estates under Act XX. of 1864.

Minors' estates under the management of the Talukdari Settlement Officer numbered 54, 2 having been brought under and 1 removed from management in the course of the year. All these estates were in the Ahmedabad Collectorate, save 3 in the Broach Collectorate. In connection with 2 of these estates it was disputed that the present heirs are spurious. None of the estates were very important: putting them all together debts to the value of Rs. 47,358 were paid off and the financial condition of the larger number was promising at the close of the year.

Estates under section 320 of the Civil Procedure Code.

173 estates were under management or for sale under section 320 of the Civil Procedure Code. The number of decrees received for execution was 102. Rs. 75,420 in all were paid to creditors. 2 estates were sold by the creditors in the course of the year.

Estates under section 504 of the Civil Procedure Code.

There were 13 estates under management under section 504 of the Civil Procedure Code. 4 miscellaneous estates were also under management: liquidation of debt was being slowly carried on.

General Remarks.

The villages pertaining to the different estates under management numbered 356. The Government dues in respect of them amounted to Rs. 3,69,019, which were all collected save in the case of the Hirapur estate, where collection was postponed. Local Fund dues from these villages amounted to Rs. 26,547: Rs. 6,254 were expended. 11 estates were under partition during the year. 26 original suits and appeals were either brought during the year or were pending at its commencement, the most important suit being that brought by the Thakor of Limbdi against the Secretary of State. On the whole, from 306 estates Rs. 6,23,124 (including past year's balances) were collected, Rs. 2,71,118 paid as charges of all kinds, Rs. 1,73,280 paid to creditors, Rs. 1,75,698 retained as balance, and Rs. 3,024 writ-

ten off. The results of the year were more favorable than those of the year preceding. The proportionate cost of the Tálukdári Settlement and local establishments to the total collections of the estates was 10·74 per cent. In the course of the year the bill to define the status of the Gujarát Tálukdárs went through the preliminary stages of legislation. Details concerning this bill will be found in Chapter III.

The following resumé shows the results of the year :—

Resumé.

1. Estates under management—306.
2. Their total revenue, Rs. 4,78,201 and amount collected, Rs. 4,55,078.
3. Estates brought under the Encumbered Estates Acts—5.
4. 46 claims of creditors amounting to Rs 14,694 settled at Rs. 6,990.
5. Liquidation schemes submitted and sanctioned—5 estates.
6. Decrees received from the Civil Courts for execution—102.
7. Decrees inclusive of those brought over from previous years executed by compromise, sale, management, &c.—247.
8. Amount paid to private creditors—Rs. 1,18,833.
9. Amount paid to Government—Rs. 78,672.
10. Amount paid to Tálukdárs, Thákors, &c., for maintenance and other expenses—Rs. 79,063.
11. Paid for Government *jama*—Rs. 1,41,045.
12. Paid for expenses of collection, supervision, &c.—Rs. 48,906.
13. Minors' money invested in Government Securities and deposited in the Savings Bank—Rs. 17,500.
14. Estates under partition—11.
15. Original suits and appeals—26.
16. Revenue of 356 Tálukdári villages in the Ahmedabad Collectorate under the revenue charge of the office collected—Rs. 3,68,915.
17. Percentages of collection, remission, and outstanding to total realizable revenue—95, $\frac{1}{2}$, and 4 $\frac{1}{2}$ respectively.
18. Percentage of collection and management charges to total realizable revenue and to actual collection—10·22 and 10·74 respectively.

INCUMBERED ESTATES, SIND.

The number of estates in the hands of the Manager of Incumbered Estates, Sind, was so diminished in 1884-85 that the salary and establishment of the Manager were considerably reduced and the post of Assistant Manager for the Shikárpur District abolished altogether. In the course of the year 47 estates were cleared of debt and restored to their owners and 143 estates remained under management at the close of the year as against 194 at its commencement.

Harvests were good in Sind in the year and the Manager's operations in consequence were comparatively easy. Schemes for the liquidation of almost all the estates under management have been drawn up, but in some few cases the estates were found to be so heavily involved that the task of clearance was nearly impossible.

All the claims have been disposed of. No appeals were made against the Manager's decisions in the course of the year. The total amount awarded to creditors up to the close of the year was Rs. 21,21,804. The actual payments made in the year were Rs. 1,40,541. This was all paid out of the produce of the estates save Rs. 26,070 borrowed from Government under the usual rules. The net amount due to creditors at the close of the year on account of all the estates under management was Rs. 1,88,819 against Rs. 3,81,766 due at the close of the year preceding.

The unpaid balance of loans obtained from Government for the repayment of debt, extension of cultivation, &c., was Rs. 4,70,753 at the commencement of the year. The amount due as interest was Rs. 22,464, and Rs. 26,070 were borrowed in the course of the year, as already stated. Rs. 1,05,940 were repaid to Government in the course of the year, and the balance due on this account at its close was Rs. 4,13,347. The outstanding balance on account of Government assessment was Rs. 1,25,874 at the commencement of the year and Rs. 65,019 at its close, considerable payments having been made in the course of the year.

The expenses on account of management amounted to Rs. 44,270 against Rs. 64,547 in the year preceding. The cost of management formed 8 per cent. of the total receipts. The considerable decrease under this head was caused by the reductions already referred to. The number of estates under the management of the Deputy Commissioners of the Thar and Párkar, and Upper Sind Frontier Districts was at the close of the year 5 and 9 respectively. 5 estates in these two districts were cleared of debt in the course of the year.

CHAPTER III.—PROTECTION.

Course of Legislation.

THE Acts passed by the Legislative Council of Bombay during 1885-86 and the bills introduced before that body and pending at the close of the year are set forth with short Statements of their Objects and Reasons in Appendix III. A.

The only Acts passed during the year under report were :—

(1) Act No. III. of 1885.—An Act to provide for the occasional appointment of a Deputy Municipal Commissioner for the City of Bombay.

(2) Act No. IV. of 1885.—An Act to amend the Bombay Local Boards Act, 1884, and the Bombay District Municipal Act Amendment Act, 1884.

(3) Act No. I. of 1886.—An Act to remove certain doubts in the construction of Section 9B of the Bombay Municipal Acts of 1872 and 1878.

Objects and Reasons,
Act III. of 1885.

The objects and reasons for introducing and passing Act III. of 1885 were described as follows :—

The Municipal Corporation of Bombay had recently sanctioned the payment of a sum of money to provide for the temporary appointment of a Deputy Municipal Commissioner in order that the Municipal Commissioner might be able to confer with and assist the Government Law Officer in the preparation of a new Municipal Act for Bombay; but the Municipal law in force did not authorise the appointment of a Deputy Commissioner.

In Sections 3, 4, and 5 of Bombay Act II., 1885, special provision was made for the appointment of a Deputy Municipal Commissioner in the event of the Municipal Commissioner's becoming a member of the Executive Committee of management of the Bombay International Exhibition. This was another occasion when such an appointment appeared necessary, and others might from time to time occur.

It was thought expedient therefore to repeal Sections 3, 4, and 5 of the said Act and to re-enact them as a separate general measure. The Bill was passed for this purpose.

Act IV. of 1885.

The reasons for which Act IV. of 1885 was introduced and passed were set forth at page 53 of the Bombay General Administration Report for 1884-85. It is therefore unnecessary to repeat them.

Act I. of 1886.

The objects and reasons for passing Act I. of 1886 were described as follows :—

On the eve of the general election by ratepayers of members of the Municipal Corporation of the City of Bombay the question was raised whether the Government, when framing rules for regulating the election under Section 9B of the Bombay Municipal Acts of 1872 and 1878, had the power to direct that the elections should be held by wards, or to limit the right of voters to voting in one ward or for one candidate only.

On a previous occasion when Counsel was consulted on behalf of the Corporation, an opinion had been given that rules for general elections containing provisions of the nature described above were not illegal.

However, on this occasion two learned Counsel were of opinion that such provisions were illegal, and the Municipal Commissioner for the City of Bombay applied to Government that measures might be adopted for validating the rules for the then pending election, and all similar rules that might be framed subsequently under the same section.

The rules the validity of which was questioned had been in operation in substantially the same shape for fourteen years and were understood to be generally approved. The Governor in Council was therefore of opinion that the application of the Bombay Municipal Commissioner might be complied with and the bill was framed accordingly.

The saving clause in Section 2 of the Act regarding nominations of candidates made before the Act became law was necessary because it had been the practice to recognize nominations of candidates for ward elections made by persons qualified under the Municipal Acts to vote at ratepayers' elections, whether the nominees were entitled or not under the rules to vote in the particular ward for which they were nominated. It was not expedient that the regularity of any of these nominations should be rendered doubtful through the passing of this Act.

Bills.

The Bills which were pending at the close of the year were—

(1) Bill No. III. of 1884.—A bill to amend the Bombay Hereditary Offices Act so far as it relates to *matrimonial*

(2) Bill No. II. of 1885.—A bill to amend Bombay Act III. of 1874.

(3) Bill No. III. of 1885.—A bill to amend the Bombay General Clauses Act, 1866, and to shorten the language of the enactments of the Governor of Bombay in Council.

(4) Bill No. IV. of 1885.—A bill to amend the Bombay Land Revenue Code, 1879.

(5) Bill No. VI. of 1885.—A bill to provide for the Revenue Administration of estates held by certain superior land-holders in the districts of Ahmedabad, Kaira, Broach, and the Panch Maháls; and to limit the further operation of Bombay Act VI. of 1862.

The objects and reasons of introducing Bills I. to IV. have been fully described at pages 52 and 53 of the Bombay General Administration Report for 1884-85. The objects and reasons for introducing Bill No. VI. of 1885 are as follows:—

Objects and reasons.

Bill No. VI. of 1885.

Objects and reasons.

1. The land-holders commonly called *tálukdárs* are found in only one part of the Bombay Presidency, that is in the British districts which form the inner border of the arc of Native States which shuts in Gujarát on the north. The estates of the *tálukdárs* lie partly in British *tálukas* and partly in territory under the political agencies. The *tálukdárs* are historically identical with the smaller chiefs and land-holders under the political agencies in Káthiáwár and the Mahi and Rewz Kánthas. The rights of all the *tálukdárs* are of the nature of old proprietary rights affected more or less by British rule. The larger *tálukdárs* cling to traditions of State and sovereignty, making primogeniture or some form of it their rule of inheritance and holding in other respects to family customs not in strict accordance with ordinary Hindu law. Their relations with the Bombay Government are exceptional. The British Government succeeded to the right of the Maráthas to levy a share of the rents collected by each *tálukdár* from his estate. This rent-charge was paid in a lump sum fixed more by reference to previous payments than on a valuation of the estates of which few had been surveyed before 1862. In the earlier days of the British rule the Government rent-charge on the estates of the *tálukdárs* was almost identical with the tribute taken from states in Káthiáwár or Mahi Kántha. Subsequently the Government rent-charge came to be treated very differently.

2. In character the *tálukdárs* of Gujarát resemble similar classes in other parts of India. They have fallen into debt. The impending extinction of the Ahmedabad *tálukdárs* under debt and the admission that from misconception their rights had been treated in rather a summary and injurious way led to the passing of Bombay Act VI. of 1862 which proposed to free the *tálukdárs* once for all from debt and start them again in life as admitted proprietors of their estates under a reasonable assessment to land revenue made after a rough survey of their lands.

This Act was successful, but it only dealt with the matters above stated. It was not extended to the *merdáis* of Parántij in Ahmedabad, nor has any such Act been applied to the district of the Panch Maháls. A similar Act (XXI. of 1881) is in force for the *tálukdárs* of Kaira and Broach. There are land-holders in all the districts named, and there is no reason to believe that their history and position differ materially from that of the Ahmedabad *tálukdárs*.

In the North-West Provinces and Oudh, matters affecting similar classes of land-holders and outside the scope of the Incumbered Estates Acts are dealt with in Land Revenue Acts. But in the Bombay legislation which deals with landed interests, such tenures as that of the *tálukdárs* are not specifically recognized. The Land Revenue Code (Bombay Act V. of 1879) makes an exhaustive division of all land, for the purposes of the Act, into "alienated" and "unalienated." Now the estates of *tálukdárs* and the like are not alienated, the interpretation of which term is "transferred, in so far as the rights of Government to payment of the rent or land-revenue are concerned, wholly or partially to the ownership of any person;" for the *tálukdári* estates have never been in the hands of Government to transfer, and they are liable to any revenue payment or rent-charge which Government thinks it equitable to impose. In other words, the *tálukdárs* are not grantees. Nor again are their estates unalienated "occupancies" in the full sense of all that the Land Revenue Code enacts as to such holdings.

Again, it is not correct to say that the *tálukdárs* hold on a "privileged tenure." Government has not given up any part of its right to payment of land-revenue. It is true that the *tálukdárs* do not pay the full rates of assessment fixed on the same data as those levied from Government rayats, but on the other hand the *tálukdárs* have by usage to defray the village charges for police and other village servants, which Government rayats do not. If Government were to undertake all the village charges in *tálukdárs'* estates, there is no reason in law or equity why Government should not then levy the full assessment rates as land-revenue, or at least those rates on cultivated area or with an allowance for waste. It is therefore a practical view that something less than the full assessment rates is levied in consideration of the administrative charges defrayed by the *tálukdárs*. And thus a useful principle is reached, *viz.* that the full rates will be leviable when those charges cease to be so defrayed, but not before.

The peculiarity of the tenure of *tálukdárs* and similar land-holders lies in this, that over their landed estates they exercise the proprietary right of the Crown by inheritance, just as the Native Chiefs and their kinsmen do in Káthiáwár. The Government revenue paid by *tálukdárs* was originally a tribute, and the rights of Government are limited to that payment. Government is not the owner of any of the land in these estates, waste or other. But as there is no legal or customary limit to this Government rent-charge, and the *táluk-*

dárs are now simply private land-holders under British law, there is no objection whatever to treating their relations with Government as payers of land-revenue under the Land Revenue Code, provided that careful regard is had to their peculiar status in fitting them into the system.

With the *tálukdárs'* method of settling their rent with their tenants it does not appear necessary to interfere. The general system is *batai*, or partition of the crop, and it cannot be positively said that cash rents would in all circumstances improve the position of the tenant. Small estates may be managed very well under *batai*. In the Ahmedabad *tálukdárs'* villages there is a local usage as to the partition of the crops which has been recorded and the record signed by both landlord and tenant, by which the tenants can protect themselves in the Civil Court. Sections 83-84 of the Land Revenue Code will be available for the tenants as for Government rayats. Their status will be defined in the record of rights. If there is oppression or disorder, it is proposed to empower the Governor in Council to attach the estate and to retain the management until the *tálukdár* gives guarantees of amendment. During the attachment, the Collector is empowered to settle the estate under section 111 of the Land Revenue Code.

The first object then of the proposed enactment is this, that, whereas there is at present no land-law applicable to the *tálukdárs'* estates, and whereas it is expedient that their position as payers of land-revenue should be defined and regulated by law, the Gujarat *Tálukdárs'* Act will bring them within the scope of the Land Revenue Code, subject to such modifications as are necessary to maintain the peculiarities of their tenure.

The Bill empowers the Governor in Council to direct a revenue survey whenever it may seem expedient. It appears reasonable to take this power for administrative purposes and to facilitate the recovery of the Government land-revenue. A survey will not affect the relations between the *tálukdár* and his tenants unless the *tálukdár* chooses to use the assessment rates as a standard. And if a survey is effected under section 4 and not in consequence of the attachment of the estate for arrears or because of disputes, the cost will be borne by Government as an administrative charge.

Concurrent with the survey will be the preparation of a record of rights, which will be of the greatest value alike to the *tálukdárs*, to their co-sharers, and to all holders under them. It will be seen that it is not proposed to bar the jurisdiction of the Civil Courts in the determination of disputes. Such a provision, so far as it applies to the High Court, could not find place in a Bill to be passed by the local Legislative Council, and it is very desirable that local experience should be available in dealing with this measure. But further, it would not be equitable to bar access to the Civil Courts unless some organization for judicial enquiry were provided of a much completer kind than that contemplated in the Bill. Sections 7 and 8 therefore do not interfere with the ordinary course of civil justice, but the survey officer will have large opportunities of bringing disputants to terms and removing possible causes of litigation.

Part III. of the Bill is drafted to facilitate partition of *tálukdárs'* estates, and to protect them as far as possible from the ruinous litigation into which they are at present plunged by disputes about shares. This part is based upon the corresponding provisions in the Oudh Land Revenue Act XVII of 1876.

Part IV. deals with the relations of the *tálukdár* with Government as payer of land-revenue and cognate matters; makes a very necessary provision for the assumption of management by Government when the peace and prosperity of the tenants are disturbed by violent dissensions among the *tálukdárs*, as is unhappily very common; and provides for the payment by the *tálukdárs* of the cost of village administration.

Part V. section 30, restricts grants of small plots out of the estate, and mortgages, charges, and leases of the estate by a *tálukdár* to his life-interest therein, and forbids the transfer of the ownership of the estate or of a village or hamlet or similar part of it from the *tálukdár* to some other person. But as mortgages, charges, and leases may sometimes advantageously enure after the death of the *tálukdár* who makes them, this may be done with the consent of a responsible officer. And as it may sometimes be expedient to alienate an estate or part of it, this also may be done with the sanction of the Governor in Council, but the alienee will in such case be responsible for the Government rent-charge and cost of village administration, as if he were the *tálukdár*. These provisions are in furtherance of the accepted policy that these old properties should be protected from dissolution. There is a precedent for limiting the power of a *tálukdár* to mortgage, charge, lease, or alienate his estate, in Act XXI. of 1881, section 28, which, as part of an Act of the Governor General of India in Council, is saved in the Bill. The form of grant known as *jiwai*, or maintenance for the *tálukdár's* kin, will be regulated under this part. Power is therefore taken to regulate and restrict grants for maintenance within suitable dimensions, and also to allow them to continue in force beyond the term of the grantor's natural life, as it is clearly just and proper that maintenance should not be summarily and necessarily withdrawn by force of law on his death.

Finally, section 37 limits and modifies the application of the Land Revenue Code to the estates to which the Act extends.

With regard to the Incumbered Estates Acts in force in Gujarat, applications for the benefit of Act XXI. of 1881 were limited to six months after it was passed. There is no

similar limitation of Bombay Act VI. of 1862, but the High Court has ruled that this Act cannot be applied twice to the same estate, and the time has come when a period may be fixed after which fresh estates will no longer be permitted to be brought under its provisions. This period may be six months after the Bill under consideration comes into force. Section 30 will protect any interest in a *talukdars'* estate from being sold in execution of a decree, except with the consent of the Governor in Council; and this safeguard, with the protection already afforded to *talukdars* under section 320 *et seq.*: of the Civil Procedure Code, constitutes as complete a defence of the *talukdars* against their own imprudence, as it is reasonable for the Legislature to sanction.

Police.

The Police Administration Reports for Sind, and the Northern, Southern, and Central Divisions of the Presidency have been partially prepared for the first time by the recently appointed Inspector-General of Police. Until this year these reports were prepared by the Commissioners of the several Divisions. The Inspector-General of Police controls all matters of drill, discipline, and internal economy connected with the Police force. The Bombay City, Railway, and Aden Police Forces are dealt with separately.

The total strength of the Police of all ranks employed in the Province of Sind was 4,246. The force was composed as follows:—

Superintendents and Assistant Superintendents	5
Cantonment Police	23
Police employed on town-duties	555
Police employed on treasury and miscellaneous duties	611
Jail Guards	245
Police employed on general Police duties	2,807
				4,246

Sind.
Strength of force,
&c.

In the previous year the strength of the Sind Police Force was 4,117.

The following table shows the strength of the Police in each of the Sind districts and its proportion to area and population:—

District.	Sanctioned Strength.	Area in Square Miles.	Population.	Proportion of Police.	
				To Area (Square Miles.)	To Population.
Karachi	1,414	14,185	489,496	1 to 9.99	1 to 339
Haidarabad	690	9,052	754,624	1 to 10.08	1 to 839
Thar and Parkar	561	12,729	203,340	1 to 22.85	1 to 365
Shikarpur	1,127	9,528	822,178	1 to 8.54	1 to 729
Upper Sind Frontier	245	2,543	142,626	1 to 10.42	1 to 584
Total	4,246	48,068	2,401,456	1 to 11.32	1 to 565

The total cost of the maintenance of the force for the year was Rs. 8,09,897. Of the total number of men in the Sind Police Force (4,241) 455, or a proportion of 17.33 per cent, are able to read and write. There has been a slight improvement in this respect during the year. There has been also an improvement in the drill and ball practice of the force. The number of punishments inflicted on the Police has increased in 3 districts (Karachi, Haidarabad, and Thar and Parkar), while in the Shikarpur and Upper Sind Frontier districts there has been a decrease. The percentage of punishments on the total strength of the force is 15.89. In the previous year this percentage was 16.87. 319 men were rewarded for good service by promotion during the year and 36 by money rewards. The total number of recruits enlisted was 712, while 362 numbers of the force resigned.

The total number of cognizable and non-cognizable cases reported during the year was 20,082. This number includes cases struck off by order of the Magistrates. In 1884 the total number of cases so reported was 19,886. 31,597 persons were arrested during the year; of these 8,412 were convicted and 22,702 were acquitted, the percentage of convictions to arrests being 26.62. In 1884-85, 28,795 persons were arrested, 8,402 convicted and 20,193 acquitted; while the percentage of convictions to arrests was 29.17. Taking the districts separately, there has been a decrease of both classes of crime in Karachi and an increase in both classes in Haidarabad and Thar and Parkar.

Crime.

The number of cognizable offences reported during the year was 10,163. There is a decrease of 197 cases if comparison be made with the number in the previous year. The most important decrease (433 cases) in this class of crime was in the Karachi district, cattle thefts and ordinary thefts being considerably fewer than in the previous year. The heaviest increase (171 cases) was in the Thar and Parkar District where there was a poor harvest. The total number of persons arrested in cognizable cases was 11,002, of whom 5,235 (or a percentage of 47.58) were convicted. Among the districts this percentage was highest in Karachi. In all the more serious classes of crime there has been an increase if comparison be made with the results of the previous year. The most noticeable increase is under the

Cognizable Crime.

head "offences against the State and public tranquillity": false accusations are frequently made of offences (of rioting and unlawful assembly) that come under this head. 38 murders were reported and 15 convictions obtained, 12 of the murders were attributed to jealousy and intrigue, 10 to avarice, and 16 to other causes. The increase in the more serious classes of crime was slight but generally distributed. There was a decrease in the number of ordinary thefts reported. 2,852 cognizable cases were pending and undetected at the close of the year. At the commencement of the year 2,949 cases were so pending.

Non-cognizable
Crime.

9,199 non-cognizable offences were reported during the year. In connection with these cases 20,595 persons were summoned or apprehended of whom 3,177 were convicted. The percentage of convictions to apprehensions or appearances was 15.42. In the previous year 9,526 non-cognizable offences were reported, and 17,906 persons arrested or summoned, of whom 3,026 (or 16.81 per cent.) were convicted. During the year there has been a decrease under the following heads: "criminal force," "offences relating to marriage," and "special laws." There has been an increase of 511 cases under the head of "hurt," and of 466 cases under the head of "intimidation."

Northern Division.
Strength of force.

The total strength of the police force of all ranks employed in the Northern Division was 4,771 during 1885-86. The force was composed as follows:—

Superintendents and Assistant Superintendents	9
Police employed on Cantonment duties	99
Police employed on town-duties	504
Treasury and miscellaneous guards	1,357
Jail guards	61
General Police duties	2,501
Total	4,771

The strength of the police in each district and its proportion to area and population are shown in the following table:—

District.	Sanctioned Strength.	Area in-Square Miles.	Population.	PROPORTION OF POLICE.	
				To Area (Square Miles).	To Population.
Ahmedabad	1,255	3,826	864,700	1 to 3.04	1 to 689
Kaira	722	1,609	804,600	1 to 2.23	1 to 1,114
Panch Mahals	779	1,588	255,479	1 to 2.04	1 to 328
Broach	428	1,453	326,930	1 to 3.39	1 to 763
Surat	759	1,662	614,198	1 to 2.1	1 to 809
Thána	823	3,935	807,367	1 to 4.76	1 to 977
Total	4,771	14,073	3,673,474	1 to 2.94	1 to 769

The total cost of the maintenance of the force during the year was Rs. 7,99,178.

Of the total number of men in the Northern Division police force 1,472 (or a proportion of 42.50 per cent.) are able to read and write. The Panch Mahals force which includes the Bhil Corps is by far the most backward in this respect. In drill and ball practice there has been a general improvement during the year. The number of punishments inflicted on the police was 754, the percentage of punishments to the number of men in the force being 15.8. In 1884 the number of punishments inflicted was 921. 279 men were rewarded by promotion, while 44 received money rewards. The number of men enlisted during the year was 520. This number was unusually large, as there was an exceptional demand for recruits caused by the raising of the Káthiáwár Agencies police force into which many men of the Northern Division police force were drafted. The number of resignations during the year was 133.

Crime.

The total number of cognizable and non-cognizable cases reported was 22,865. 39,617 persons were arrested of whom 12,946 persons were convicted and 26,492 released. The percentage of convictions to arrests was 32.67. In 1884, 22,126 cases were reported, 37,550 arrests were made, and 11,743 persons were convicted, the percentage of convictions to arrests being 31.3.

These figures for the current year include a number of cases taken up by the Magistrates directly. Treating the districts separately there has been a slight increase in cognizable crime in the Ahmedabad, Kaira, and Panch Mahals districts; in Broach cognizable crime has remained precisely stationary, while there has been a decrease in the Surat and Thána districts. Non-cognizable crime has slightly increased in every district save Broach and Thána.

Cognizable Crime.

9,217 cognizable cases were reported during the year. 11,415 persons were apprehended of whom 7,024 were convicted. In the previous year more cases (9,518) were reported; 11,795 persons were apprehended, of whom 6,855 were convicted. The percentages of convictions in the two years were as follows: 1884, 58.1; 1885, 61.53. The only classes in which an increase was recorded were "serious offences against the person and property or against property only" and "minor offences against the person." During the year property to the value of Rs. 1,60,011 was stolen. The recoveries were valued at

Rs. 78,952, representing a proportion of 49·34 per cent. In the previous year this proportion was 30 per cent. 1,618 cases were undetected or pending at the close of the year.

The total number of non-cognizable cases reported was 13,648. In the previous year the number was 12,608. The largest increase was in Kaira and Surat and was principally due to municipal offences. In the Thána and Broach districts a decrease took place. In connection with non-cognizable cases 28,202 persons appeared before the Courts and a proportion of 20·97 per cent were convicted. This proportion varies unaccountably in the different districts:

Non-cognizable
Crime.

The most conspicuous incident in the police administration of the Northern Division during the year was the cruel murder at Broach of Mr. Bruce Prescott, Police Superintendent of the Bombay and Baroda Railway, by a mob of Talávias, a petty low-caste community dwelling mainly in Baroda territory. Several efforts had been made in recent years to induce the Talávias to settle down and become cultivators, and a great deal of money was spent by the Bombay Government for this purpose. However the incorrigible thriftlessness and want of industry of the Talávias effectually ruined all projects designed for their benefit, and a colony that had been formed for them was abandoned. In the autumn of 1885 a number of them encamped near Broach, where for some months they remained behaving in an eccentric but fairly inoffensive manner. No danger was apprehended from them by the local authorities. However on November 22, 1885, about 75 of the Talávias, their fancied grievances against the Government stimulated by the mischievous vapourings of their priests, entered Broach and after searching fruitlessly for the Collector of the district met Mr. Prescott as he was driving along the road. They stopped his dog-cart and attacked him with sticks and billhooks leaving him for dead. Mr. Prescott expired of his injuries three hours afterwards. After threatening the Bank of Bombay at Broach the Talávias passed on through the town. Outside the town they were engaged by a small body of police who fired on them with ball. Three of the Police Constables were severely wounded and one of them died of his wounds. 5 of the Talávias were killed by the police fire and 5 wounded. After the 2nd volley the Talávias fled and 40 of them were captured. Their leader, Lakha Bhagat, was captured subsequently, and the principal offenders were brought to trial and committed to the Court of Sessions. 3 of the ringleaders were sentenced to death by the Court of Sessions and 51 of the less guilty rioters to penal servitude for life. Of the latter sentences 17 were cancelled by the High Court. The extreme sentence on the 3 principal offenders was carried out on the scene of the crime.

The Talávia riot at
Broach.

The total strength of the police force employed in the Central Division is as follows:— Central Division.

Superintendents and Assistant Superintendents	11
Police employed on Cantonment duties	217
Police employed on town duties	587
Treasury and miscellaneous guards	1,033
Jail guards	118
Police employed on general police duties	3,666
Total	5,832

The strength of the police in each district and its proportion to area and population is as follows:—

District.	Sanctioned Strength.	Area in Square Miles.	Population.	PROPORTION OF POLICE.	
				To Area (Square Miles).	To Population.
Ahmednagar	693	6,666	751,228	1 to 9·83	1 to 1,108
Khándesh	1,698	9,944	1,237,231	1 to 5·85	1 to 728
Násik	760	5,940	781,206	1 to 7·81	1 to 1,027
Poona	1,113	5,348	900,850	1 to 4·08	1 to 809
Sátára	1,003	4,988	1,062,350	1 to 5·00	1 to 1,060
Sholápur	566	4,521	582,487	1 to 8·01	1 to 1,032·7
Total	5,833	37,407	5,315,352	1 to 6·41	1 to 911·41

The total cost of the maintenance of the police force during the year was Rs. 9,57,135.

The total number of men in the force who are able to read and write was 1,696 or 39·66 per cent. of the whole number. Good progress has been made in this direction during the year. Considerable improvement has taken place in the drill and ball practice of the force. The total number of punishments in the year was 691: in the previous year 907 punishments were inflicted. 416 men were rewarded for good service by promotion and 16 by money rewards. Enlistments are less by 68 and resignations by 3 than the figures shown under these heads in the previous year.

The total number of offences, cognizable and non-cognizable, reported during the year was 31,166. 44,420 persons were arrested of whom 12,979 (a proportion of 29 per cent.) were convicted, and the remainder acquitted or discharged. In 1884-85 the total number of offences reported was 29,171; 41,029 persons were arrested of whom 12,606 (a proportion of 31 per cent.) were convicted. 18,039 of these cases (a proportion of 57 per cent.) were

Crime.

disposed of by the Magistrates without the intervention of the police. Taking the districts separately there was a decrease in both classes of crime in the Ahmednagar district. Cognizable crime decreased in all the districts save Poona, where 5,021 cases were reported against 4,739 in the previous year. Non-cognizable crime increased in all the districts (save Ahmednagar): the increase was most noticeable in the Poona and Satara districts.

Cognizable Crime.

The total number of cognizable offences reported to the police was 13,798. In the previous year 14,175 cognizable offences were reported. Of the cases for the year 11,705 were investigated by the police and in 50 per cent. of these cases convictions were obtained. The proportion of convictions in the previous year was 46 per cent. Looking at the different classes of offences, "Offences against the State" show an increase of 35 and "Other offences" of 340. The principal decrease is 561 under the heading "Minor offences against property." 2,840 cases were undetected or pending at the close of the year. The total number of persons arrested in cognizable cases was 12,942, of whom 7,582 (a proportion of 62 per cent.) were convicted. The value of property stolen during the year was Rs. 3,05,064: of this property valued at Rs. 1,15,209 (a proportion of 38 per cent.) was recovered. In the previous year property to the value of Rs. 4,41,385 was stolen and a proportion of 49 per cent. (Rs. 2,15,355) was recovered.

Non-cognizable Crime.

The total number of non-cognizable cases reported during the year was 17,368. In connection with these cases 31,478 persons appeared before the Courts of whom 5,397 (a proportion of 17 per cent.) were convicted. In the previous year 14,996 offences were reported, 28,152 persons appeared before the Courts, and 5,196 persons (a proportion of 18 per cent.) were convicted. Thus there has been a large increase in this class of crime during the year. The increase occurs in all the districts save Ahmednagar: the largest increase, 747 cases, occurs in the Poona district.

Southern Division.

The total strength of the police force employed in the Southern Division is as follows:—

Superintendents and Assistant Superintendents	7
Police employed on Cantonment duties	17
Police employed on town duties	294
Treasury and miscellaneous guards	1,346
Jail guards	55
Police employed on general police duties	2,244
Total			3,963

The strength of the force and its proportion to area and population is shown below:—

District.	Sanctioned Strength.	Area in Square Miles.	Population.	PROPORTION OF POLICE.	
				To Area (Square Miles.)	To Population.
Belgaum	689	4,646	864,014	1 to 6.7	1 to 2,264
Bijapur	625	5,757	638,493	1 to 9.1	1 to 1,021
Dhárwár	767	4,534	882,907	1 to 5.91	1 to 1,151
Kanara	694	3,910	421,840	1 to 5.63	1 to 608
Kolába	429	1,803	482,830	1 to 4.20	1 to 1,125
Ratnágiri	759	3,922	997,090	1 to 5.5	1 to 1,313
Total	3,963	24,582	4,287,174	1 to 6.20	1 to 1,081

The total cost of the maintenance of the force during the year was Rs. 6,32,632. 1,147 of the men in the force are able to read and write: this represents a proportion of 39.58 per cent. The Ratnágiri force is much better educated than any other. Satisfactory progress has been made in drill and the returns of musketry practice show a slight improvement. 370 men in the force were punished during the year. In the previous year 580 men were punished. 29 men were rewarded for good service by promotion and 52 by money rewards.

Crime.

The total number of cases of all descriptions was 15,611. 22,279 persons were arrested of whom 6,614 (a proportion of 29.6 per cent.) were convicted. In the previous year 15,045 cases were reported and 20,607 persons arrested of whom 6,539 were convicted, the proportion of convictions to arrests being 22 per cent. There was an increase of crime generally in all districts save in Kanara and Dhárwár, and in Kanara alone was the decrease perceptible.

Cognizable Crime.

The total number of cognizable cases reported during the year was 7,712. 5,280 persons were apprehended of whom 3,504 (a proportion of 66.3 per cent.) were convicted. These figures are very similar to those of the previous year. Taking the districts separately, cognizable crime largely increased in the Belgaum and Bijapur districts. The particular class of offences under which a considerable increase was shown are "Serious offences against the person and property," "Minor offences against property," "Public and local nuisances." In the Dhárwár, Kanara, and Ratnágiri districts there was a satisfactory decrease of cognizable crime. During the year several daring dacoities took place, the total number of these offences being 27 against 21 in the previous year. In 2 cases only were convictions obtained. A large number of house-breaking cases (122 and 143 respectively) were reported from Dhárwár and Bijapur. In 4 cases only were convictions obtained. Offences under "Special and local laws," principally the Forest and Abkari Acts, have increased considerably, espe-

cially in the Bijapur district. The value of property stolen during the year was Rs. 2,00,738. Of this Rs. 94,348 were recovered, the percentage of property recovered to property stolen being 47, as compared with 52 in the previous year when property to the value of Rs. 1,51,882 was reported as stolen.

Non-cognizable offences have increased from 7,456 in 1884-85 to 7,899. An increase is observable in the Bijapur, Dhárwár, Kolába, and Ratnágiri districts. In connection with these cases 15,325 persons appeared before the Magistrates. 2,549 of these persons (or 16.5 per cent.) were convicted. In the previous year 19 per cent. of non-cognizable offenders were convicted.

In Sind and in the Central Division crime was normal during the year. Save for the Talávia riot at Broach crime in the Northern Division was not exceptional. In the Southern Division an unusual number of dacoities took place and cases of house-breaking were abnormally numerous. Non-cognizable crime increased generally throughout the Presidency. This was partly due to the stricter enforcement in municipalities of the provisions of the Municipal Act. It is generally found difficult to enlist suitable recruits for the police force. Nearly half the men composing the present force are Mahomedans.

BOMBAY CITY POLICE,

During the year 23,604 cognizable cases were reported to the Bombay City Police and Magistrates. Convictions were obtained in 21,841 cases, the percentage of convictions to cases being 92.52, against 87.35 in the preceding year when 20,843 cases were reported. Arrests in cognizable cases number 28,263; in the previous year the number was 24,862. There has been during the year a marked increase in the number of offences against the Police and Public Conveyance Acts. With regard to the more serious classes of crime it may be noticed that during the year under report 13 murders took place against 7 in 1884. Robberies rose from 3 in 1884 to 13, attempts at murder from 0 to 4. Ordinary thefts decreased from 2,728 in 1884 to 2,126 and cases of breach of trust decreased from 365 to 227. The value of property reported to the police as stolen rose from Rs. 1,70,001 in 1884 to Rs. 2,31,270. The percentage of recovery was 58.04 against 51.12 in the previous year. The number of non-cognizable cases dealt with rose from 9,877 in 1884-85 to 10,391.

During the year 415 inquests were held by the Coroner, against 417 in the previous year. The following verdicts were recorded:—

Suicides	69
Homicides	25
Deaths from natural causes	92
Accidental deaths	226
Still-born	2
Premature birth	1
						415

During the year 7,425 pilgrims passed through Bombay to the Hedjaz. In the previous year the number was 7,550.

The Fire Brigade is manned by the police and paid for by the municipality. It consists of a chief engineer with 3 assistants and 84 subordinates. There are 6 stations and 11 engines. The annual cost of the brigade is Rs. 30,002. 51 fires occurred during the year and the value of property destroyed was Rs. 6,28,519. In the previous year the value of property destroyed by fire was Rs. 3,94,944. Two cases account for this large increase. In one 53 haystacks valued at nearly 3½ lakhs of rupees were destroyed; in the other Messrs. Treacher and Co. suffered a loss of Rs. 1,36,000 by the burning of their warehouse. The latter fire was attributed to spontaneous combustion, the cause of the former is unknown.

The following table shows the nationality of offenders dealt with during the year:—

Years.	CASTE.														Grand Total.
	Europeans.		Indo-Britons and Native Christians.		Hindus.		Mahomedans.		Pársis.		Others and unknown.		Total.		
	Male.	Female.	Male.	Female.	Male.	Female.	Male.	Female.	Male.	Female.	Male.	Female.	Male.	Female.	
1885	928	11	1,018	40	22,195	2,253	12,835	856	934	49	318	32	38,228	3,241	41,469
1884	843	19	1,149	45	20,195	1,956	10,986	681	905	166	547	59	34,635	2,866	37,491
Increase	85	2,000	297	1,849	175	29	2,603	375	2,978
Decrease	..	B	131	5	57	329	27

842 juvenile offenders were dealt with of whom 817 were convicted. Of the convicts 46 were sent to the David Sassoon Reformatory.

The total strength of the force including the Harbour and Prince's Dock Police was 1,521 men. The enlistment of 101 additional men has been sanctioned. The total cost of the police force during the year was Rs. 4,73,564. The municipality pay for 20 men employed at the burning and burial grounds, and Prince's Dock Police are maintained at the expense of the Port Trust. With these exceptions the cost is borne by Government. The strength of the force in 1884-85 was 1,526, and the cost Rs. 4,75,297.

RAILWAY POLICE.

The G. I. P., the B. B. & C. I., the Rájputána-Málwa State Railway, and Southern Marátha Railway have each a separate Superintendent and body of police. The Dhond and Manmád State Railway is under the control of the G. I. P. Railway Police Superintendent. The Southern Marátha Railway Police force has existed as a separate establishment since the 1st April, 1885, only.

G. I. P. Railway.

312 cases of cognizable crime and 63 of non-cognizable crime were dealt with by the G. I. P. Railway Police during the year. These are practically the figures of the preceding year also. The percentage of convictions to arrests has been 69 as compared with 79 in the year preceding. The value of property stolen amounted to Rs. 11,388, of which a percentage of 47 was recovered. In the year preceding property to the value of Rs. 6,829 was stolen, and a percentage of 68 recovered. Grain thefts were rare. The classes of professional thieves—Bhántias and others—continue to give trouble.

B. B. and C. I. Railway.

On the B. B. and C. I. Railway there has been a slight increase of cognizable crime as compared with the previous year. 235 cognizable and 92 non-cognizable cases were reported as against 212 and 93. The percentage of convictions to arrests effected in cognizable cases was 79, in non-cognizable 92. The corresponding figures for the previous year are 75 and 90. The number of cases of opium-smuggling rose from 4 to 36: in these cases of 34 men arrested 9 were convicted. The value of stolen property was Rs. 3,850 as against Rs. 33,231 in the previous year when it was abnormally high. The percentage of recoveries was 52 as compared with 69 and 37 in the two preceding years. As to serious crime one murder and one dacoity only were reported: in the latter no clue was obtained, and the former was under trial at the close of the year.

Rájputána-Málwa State Railway.

On the Rájputána-Málwa State Railway cognizable and non-cognizable cases reported during the year numbered 75 and 10 respectively as compared with 66 and 28 in the previous year. The value of property stolen was Rs. 1,757 as against Rs. 1,960 in the year preceding: the percentages of recoveries in the two years were 71 and 83 respectively. No serious crime was reported.

Southern Marátha Railway.

The Southern Marátha Police force worked as an independent body for 9 months of the year only. Cognizable offences numbered 65: the percentage of convictions to arrests was 62.9. No serious crime was reported. Stolen property amounted to Rs. 778 in value, of which 37 per cent. was recovered.

Strength of the combined Railway Police Forces.

The strength of the four forces was as follows:—

	Officers.	Men.
G. I. P. Railway Police	91	456
B. B. and C. I. Railway Police	52	380
Rájputána-Málwa Railway	10	62
Southern Marátha Railway	Not stated.	
Total	153	898

ADEN POLICE.

The strength of the police force remained unaltered. The force consists of 199 men of whom 141 are employed at Aden, 49 at Shaikh Othman, and 9 at Perim. The total cost of maintaining the force during the year was Rs. 47,024 which was defrayed as follows:— by Government Rs. 30,663, by the municipality Rs. 14,102, and by the Perim Coal Company Rs. 2,259. A considerable increase took place in the number of cases tried (435 as against 370 in 1884-85) and in the number of persons apprehended (386 as against 342 in 1884-85). There has been an increase in offences against the human body and property. Many half savage Somális now visit Aden and are at first troublesome to control. The percentage of convictions to apprehensions was 84.46, in the preceding year the figures were 85.38. One Hindu was tried by the Sessions Court for killing his mistress: he was convicted and executed. At Perim a private in the 4th Rifles shot a comrade: the case was transferred to the Bombay High Court on technical grounds. During the year 374 persons fined, 112 imprisoned, 43 flogged, 1 hung, 15 deported, and 5 discharged on giving security to be of good behaviour. At Perim 29 cases and 49 offenders were dealt with: 39 offenders were fined and the rest imprisoned.

VAGRANTS.

83 men were admitted as vagrants into the Bombay Government Work-house during the year. Of these 58 were arrested in Bombay, 6 were received from Sholápur, 3 from Poona, 2 from Jabalpur, 2 from Ahmedabad, 1 from Ahmednagar, 1 from Broach, 1 from Surat, 7 from Madras, and 2 from Allahabad. At the close of the year 15 vagrants remained in the work-house. At the commencement of the year 21 were still on the rolls. In the previous year the number of vagrants admitted to the work-house was 86.

During the year 77 vagrants were discharged from the work-house. The particulars concerning them are as follows:—

Discharged to employment	36
Sent up-country with prospect of employment	2

Deported to Liverpool	6
" Hull	2
" Port Said	6
Discharged to care of friends	5
" European General Hospital	3
" with sufficient means to support themselves	2
Imprisoned or discharged under the Vagrancy Act	4
Deserted	11
					<hr/>
Total	77

Of the 36 vagrants for whom employment was found 25 were shipped as sailors or firemen. Of the 83 vagrants admitted during the year, 45 were British-born subjects, 3 Americans, 1 Canadian, 2 Maltese, 6 Austrians, 2 Russians, 2 Germans, 1 French, and 1 Italian.

The total cost incurred under the European Vagrancy Act was Rs. 7,956. The average yearly cost of each inmate of the work-house was Rs. 55-6-7. In the previous year the average yearly cost of each inmate was Rs. 54-0-3.

A portion of the Civil Side of the Common Jail, Bombay, is set apart as a work-house for European female vagrants. 3 European female vagrants were admitted during the year. The total cost incurred was Rs. 322.

DESTRUCTION OF WILD ANIMALS AND POISONOUS SNAKES.

116 human beings were killed by wild animals during the year, and 1,145 were killed by snakes. In the previous year 108 human beings were killed by wild animals and 1,108 by snakes. 24 deaths were caused by mad dogs during the year, 23 by jackals, and 22 by tigers and panthers. The total number of cattle killed by wild animals and snakes was 2,849. In the previous year 2,011 cattle were so killed. There was a small increase in the number of cattle so killed during the year in almost all the districts except Kanara.

The depredations of wolves in Sind and in the district of Ahmednagar were somewhat serious. 122 tigers, 209 leopards and panthers, and 487 wolves were killed during the year.

283,579 venomous snakes were destroyed during the year. Of these 240,158 were destroyed in the Ratnágiri district only: the rewards paid for their destruction amounted to Rs. 3,754. In the Satára district 39,509 venomous snakes were destroyed, and Rs. 2,469 paid in rewards. In the remaining districts the numbers killed were small. 113 persons died of snake-bite in the Ratnágiri district and 79 in the Satára district. In these two districts 16,05,000 snakes have been killed since 1877 and Rs. 43,000 paid away in rewards. The municipalities are beginning to encourage the destruction of venomous snakes within municipal limits. The total number of venomous snakes destroyed during the year was 283,579 and the total amount paid in rewards was Rs. 6,270. In the previous year 2,21,566 snakes in all were destroyed. Including rewards paid for the destruction of wild animals the total amount expended amounted to Rs. 12,197. In 1884 the total amount expended was Rs. 11,974.

CHEMICAL ANALYSIS.

The number of medico-legal cases referred to the Chemical Analyser for report during the year under review was 336 as compared with 314 last year. The total number of articles examined or analysed during the year under review was 2,183 as compared with 1,993 in the previous year. This is exclusive of a large number of samples of Government stores examined in connection with the Suakim Expedition. Among the medico-legal cases there were 48 cases of examination of articles supposed to be stained with blood or other animal fluids. In 28 of these only was blood detected.

The number of cases of real or alleged poisoning of human beings in connection with which substances were sent for analysis was 187 in the year under review as compared with 169 in the last year. Out of these poison was detected in 102 or 54.5 per cent. of the cases as compared with 83 or 49.1 per cent. last year. In two cases of suspected poisoning no trace of poison was detected. In two other cases, one from Vengurla and another from Tatta (Sind), arsenical poisoning, which was the cause of death, did not seem to have been suspected until the state of the stomach was disclosed by *post-mortem* examination. The number of persons who appeared to have been poisoned in the cases in which substances were analysed was 153, of whom 64 died. The districts of Dhárwár, Satára, and Poona showed the largest number of cases of human poisoning. As usual, arsenic was the poison most generally used, it having been administered to 51 persons, of whom 32 died. There were 20 cases of opium poisoning of which 18 proved fatal, while of the 5 cases of *dhatúra* poisoning none were fatal.

The number of cases of suspected poisoning of cattle was 101, being 2 less than in the previous year. In 54 of these, representing the poisoning of 60 animals—all horned cattle—poison was detected. Belgaum with a blank record for the previous four years appears on the list with 6 deaths. There was an increase in the number of animals poisoned in the districts of Ahmednagar, Kaládgi, Poona, Sholápur, and Surat, while the districts of Satára, Khándesh, and Násik showed a decrease in this respect. The poison used in the great majority of cases was, as usual, *arsenious-oxide*, though in one case from Poona *strychnia* and in two

cases from Satára the seed kernels of *cerbera thevetia* or yellow oleander, a poison apparently new to the Bombay laboratory, were detected.

During the year under review 108 samples of potable water were analysed and examined as compared with 98 in the previous year. Of these 69 samples were pronounced bad and 39 good. The specimens that came from a well at Dhandhuka and from the Kushávarta Tank at Trimbak were very bad. This tank has been emptied out and thoroughly cleaned in the year under review.

The number of samples of Government stores and articles of human food examined during the year under review was 348 or 36 less than in the previous year. 576 samples were also examined at the request of the Abkári and Customs Departments as compared with 493 last year. Among these samples two brands of eau de cologne were examined and proved to be a perfumed mixture of spirit and water of high alcoholic strength. These liquids are solely imported for sale as potable spirits, and their consumption would seem to be extending beyond the limits of the City of Bombay. Of the samples of opium examined more than half the number forwarded from Kaira and Ahmedabad were found to be adulterated.

1464 samples of petroleum were also tested during the year under review, with the result that in all cases the flashing point was above the legal minimum of 73° (Abel).

Criminal Justice.

The Criminal Courts of the Presidency (excluding Aden and the Presidency Magistrates' courts, of which separate notice is taken) were as follows;—

Regulation Provinces,

The High Court,
15 Sessions Judges and Joint Sessions Judges,
4 Assistant Sessions Judges,
18 District Magistrates,
118 Magistrates of the First Class.
189 Magistrates of the Second Class.
209 Magistrates of the Third Class.
13,857 Police Patels with criminal jurisdiction under Bombay Act VIII, of 1867,

Sind.

The Sadar Court.
3 Sessions Judges.
5 District Magistrates, of whom 2 were invested with special powers as Deputy Commissioners under section 30 of the Code of Criminal Procedure.
22 Magistrates of the First Class,
55 Magistrates of the Second Class,
56 Magistrates of the Third Class.

The Panch Maháls Collectorate was included in the Regulation Provinces in the course of the year.

The Judges mentioned above were all paid. There were 43 Honorary Magistrates in the Regulation Provinces but none in Sind. 6 of the Judges of the High Court were European and 1 Native. Of the Sessions Judges, Joint Session Judges, and Assistant Session Judges 1 was a Native and the remainder were Europeans. 86 of the First Class Magistrates were Europeans and 77 were Natives. Of the Second Class Magistrates 7 were Europeans and 237 were Natives, and of the Third Class Magistrates 7 were Europeans and 258 Natives.

Offences reported,

The total number of offences reported was 95,884, but of these 73,284 only were returned as true. In the preceding year 93,701 offences were reported and 69,228 were returned as true. Of the total increase of 4,056 in the number of offences committed the most remarkable was that in hurts and criminal intimidations, insults, and annoyances. Hurts increased by 2,326, and criminal intimidations, insults, and annoyances by 1,106. Offences under special and local laws increased by 963. The offences in which a decrease was most remarkable were theft, criminal trespass, criminal force and assault, and receiving of stolen property. A slighter increase was observable in the number of the more serious offences affecting the human body, and a similar decrease in all the offences against property except criminal breach of trust and mischief. As regards criminal misappropriation of property and fraudulent deeds and disposition of property the number of offences remained unchanged.

The following table shows the number of offences reported to have occurred in each district, with the percentage borne by offences to population, both in the year under report and the previous year:—

District.	Population.	Offences.		Proportion to Population of Offences returned as true.	
		1884.	1885.	1884.	1885.
Ahmedabad	856,324	4,459	5,244	1 to 192	1 to 163
Kaira... ..	804,800	2,808	4,095	1 to 286	1 to 196
Broach	326,930	1,420	1,560	1 to 230	1 to 209
Surat	614,198	2,990	3,410	1 to 205	1 to 180
Thána	908,548	6,142	6,120	1 to 147	1 to 148
Kolába	381,649	2,265	2,586	1 to 168	1 to 147
Khándesh	1,237,231	3,926	3,408	1 to 315	1 to 363
Násik	781,206	3,999	4,318	1 to 195	1 to 181
Ahmednagar	751,228	2,948	3,038	1 to 254	1 to 247
Poona	900,621	7,082	8,098	1 to 127	1 to 111
Sholápur	582,487	1,604	1,624	1 to 363	1 to 359
Satára... ..	1,062,350	2,851	3,177	1 to 372	1 to 334
Belgaum	864,014	2,690	2,927	1 to 321	1 to 295
Dhárwár	882,907	2,191	2,188	1 to 402	1 to 403
Bijápur	638,493	1,565	1,887	1 to 407	1 to 338
Kanara	421,840	1,230	1,053	1 to 342	1 to 400
Ratnágiri	997,090	1,829	2,085	1 to 545	1 to 478
Panch Maháls	255,479	852	977	1 to 299	1 to 261
Karáchi	478,688	4,779	4,480	1 to 100	1 to 106
Haidarabad	754,624	5,417	4,753	1 to 139	1 to 159
Thar and Párkar	203,344	663	968	1 to 306	1 to 210
Shikárpur	852,986	4,738	4,639	1 to 180	1 to 183
Upper Sind Frontier	124,181	763	629	1 to 162	1 to 197

The immunity from crime enjoyed by the Ratnágiri district was again maintained, although there was an increase in offences of murder and hurt. The districts next in order to Ratnágiri which maintained a comparative freedom from crime were Dhárwár, Kanara, Khándesh, Sholápur, Bijápur, Satára, and Belgaum. In Khándesh murders decreased from 17 in 1884 to 4 in 1885. Karáchi continued to remain the most criminal of all the districts. From Kolába no offences of murder, rape, or kidnapping were reported.

Arising out of the 73,284 offences reported as true 71,300 cases were brought to trial. The number of persons dealt with by the Courts was 133,920 against 120,659 in the previous year. Of these persons 88,005 were acquitted or discharged, 44,216 were convicted, 27 died pending trial, 21 escaped, 9 were transferred, and the cases of 1,652 were pending at the year's close. Acquittals were most noticeable in cases of hurt, wrongful restraint and confinement, criminal force and assault, cheating, fraudulent deeds and disposition of property, mischief, offences relating to documents, criminal breach of contracts of service, offences relating to marriage, defamation, and criminal intimidation, insult, and annoyance. Convictions were most remarkable in offences relating to weights and measures, affecting the public health, safety, convenience, decency, and morals, as well as offences under special and local laws.

Cases brought to trial.

79 cases involving 83 European British subjects were tried. The cases were mostly of hurt, criminal force and assault, theft, and offences against special and local laws. Of the 83 accused persons 51 were convicted and 32 acquitted.

European British subjects.

The number of miscellaneous cases before the Courts was 1,580. In these cases 2,204 persons were concerned. Orders of an adverse nature were made in respect of 1,436 persons, while 768 persons were discharged.

Miscellaneous cases

Of the 133,920 persons before the Courts 3,459 were for trial before Village Officers, 573 before Special Magistrates, 4,267 before Honorary Magistrates, 122,400 before Stipendiary Magistrates other than Magistrates of Districts or Divisions, 931 before Divisional Magistrates, 82 before District Magistrates, 1,405 before Courts of Sessions, and 122 before the High Court and Sadar Court in Sind. 681 persons were tried by Benches of Magistrates.

The High Court disposed of 37 cases involving 49 persons on its Original Side, and of 30 cases involving 45 persons, on its Appellate Side. The Sadar Court in Sind disposed of 12 cases involving 13 persons.

High Court.

1,405 persons were tried by Courts of Session. Of these 3 died, 1 escaped, 6 were transferred, 596 were acquitted, 686 were convicted, and 113 remained under trial at the year's close.

Courts of Session.

Excluding persons whose cases were committed or referred to Superior Courts, the persons dealt with by Magistrates were disposed of as follows: Convicted, 41,312, acquitted or discharged, 86,064, died, escaped, or transferred, 47, and remaining under trial, 1,511.

Magistrates.

Of the 3,459 persons tried by Village Officers, 1,311 were acquitted and 2,135 convicted.

Village Officers.

Duration of trials.

The duration of trials before Special, Stipendiary, and District and Divisional Magistrates, decreased from 3·84, 6·23, and 11·96 days respectively to 2·66, 4·37, and 5·20 days respectively.

Punishments.

Three persons were sentenced to death by the High Court on its Original Side and 21 sentences of death were confirmed on the Appellate Side. The Sadar Court in Sind confirmed 7 sentences of death. 154 persons were sentenced to transportation and 12,489 persons to imprisonment. No persons were sentenced to penal servitude or forfeiture of property. 33,208 persons were sentenced to fine and the amount of the total number of fines imposed was Rs. 2,66,136, of which Rs. 2,21,909 were realized and Rs. 17,342 paid away as compensation. 703 sentences of whipping were awarded.

Appeals and Revision.

The total number of appellants and applicants for revision was 6,832 (excluding 220 whose cases were referred to the High Court). 44 applications for revision involving 117 persons were made by complainants. In all the appeals of 4,643 persons were dismissed, while 1 appellant died. The sentences of 63 were enhanced, of 587 modified, and of 1,216 reversed. In 124 cases a new trial was ordered and in 50 the proceedings were quashed. 265 appeals were undisposed of at the close of year.

High Court.

As a Court of Appeal the High Court had to deal with 333 appellants who appealed from convictions by Courts of Session. In 116 instances the appeals were summarily rejected, in 101 the sentences were confirmed, in 40 the sentences were modified, and 38 cases were undisposed of when the year closed. The High Court also reviewed the proceedings of 748 persons, enhancing the sentences of 45, modifying those of 49, and reversing those of 138. With 419 sentences it did not interfere. 8 appeals against acquittals involving 23 persons were presented by Government to the High Court. In the case of 9 persons the appeal was rejected or dismissed, in 5 cases the sentences were modified, in 5 cases new trials were ordered, and 4 were undisposed of at the year's close.

Sadar Court in Sind.

As a Court of revision the Sadar Court in Sind reviewed the cases of 372 persons, leaving the sentences of 241 unaltered, enhancing the sentences of 17, modifying those of 34 and reversing those of 67.

Government.

Two appeals were made to Government against the decisions of the Sessions Judge of the Panch Maháls. Both of the decisions were reversed.

Courts of Session.

The Courts of Session had before them appeals of 1,616 persons against convictions by First Class Magistrates and Assistant Sessions Judges. All the appeals except 56 were disposed of.

The appeals of 561 persons were rejected, in 558 cases the sentences or orders of the lower courts were confirmed, in 154 cases the sentences were modified, and in 276 reversed. In 10 cases new trials were ordered and 1 was referred to the High Court.

The Session Courts also reviewed proceedings relating to 561 persons.

Magistrates.

The District Magistrates and other First Class Magistrates with appellate powers dealt with 2,731 appellants. In 323 cases the appeals were rejected and in 1,341 cases the sentences of the lower courts were confirmed. In 1 case the sentence of the lower court was enhanced, in 282 modified, in 668 reversed. In 30 cases the proceedings were quashed and in 8 new trials ordered. 6 were referred to the High Court and 71 remained pending at the close of the year. 1 appellant died. The District Magistrates reviewed the cases of 689 persons.

Trial by Jury.

Trial by jury or with the aid of assessors takes place only in the High Court, the Courts of Session, and Magistrates' Courts under Chapter X. of the Criminal Procedure Code. In the High Court criminal trials are held before juries of 9 persons: in the districts of Belgaum, Poona, Thána, Surat, Ahmedabad, and in the city of Karáchi juries of 5 are used for the trial of persons accused of heinous offences punishable with death, transportation, or imprisonment for 10 years or upwards. In the High Court 37 cases were tried by juries and in all the cases the Judges accepted the verdict. In the Courts of Sessions in the localities already alluded to there were 137 trials by jury, in 125 of which the verdicts were accepted. The remaining 12 verdicts were referred to the High Court as the Judge objected to them. In Magistrates' Courts 15 cases were tried by jury. In all the cases the verdicts were accepted. 485 cases were tried in the Courts of Sessions with the aid of assessors. In 349 cases the Judges agreed with the assessors, but differed from 1 assessor in 31 cases and from both in 105. In 66 cases, owing to the accused pleading guilty or the prosecution being withdrawn, the opinions of the assessors were not taken.

Prisons.

In the course of the year the Poona District Jail was transferred to the Yerrowda Central Jail. There are now in the Presidency 1 Central Jail, 24 District Jails, and 2 Extra-mural gangs. One of the extra-mural gangs is the old established Nára gang in Sind and it is employed on canal work. The other is employed at Bijápur on the works connected with the transfer of the district head-quarters from Kaládgi to that town. There are besides 30 subordinate jails.

Jail population.

14,279 persons were incarcerated during the year. In the preceding year 14,489 persons were incarcerated. The daily average number of prisoners in all the jails of the

Presidency during the year was 6,611. In 1884-85 the daily average number was 7,161, and there has been a steady annual decrease since 1876 in which year the daily average number of prisoners was 8,846.

There were 12,384 admissions to the Central and District Jails during the year. This exceeds by 353 the number in the year preceding. There was a decrease in the number of admissions in the Konkan, a slight increase in the Dekkhan and South Marátha Country, and a marked increase in Gujarát and Sind. The proportion of admissions to the total population is 0·06 per cent. in the Presidency proper, and 0·11 in Sind. The year closed with a total number of 6,736 prisoners. The agricultural population, as usual, supplied a proportion of over 50 per cent. of the admissions. Previously convicted prisoners were admitted to the proportion of 15·7 per cent. of the whole number admitted: in the previous year this proportion was 13·8 per cent. The percentages in this connection are far higher in Bombay and Karáchi than elsewhere.

Central and District
Jails.

The releases under the mark system rose from 767 in 1884 to 905; it is thought that the rules have been too liberally construed. In 1883 the number so released was 293 only. The total number of prisoners released from the Central and District Jails was 11,338 as against 11,829 in 1884-85. There were no releases on account of ill-health during the year.

Releases, &c.

Escapes during the year numbered 25. This slightly exceeds the average of the past four years. There was only one escape from inside a jail during the year: the remaining escapes were from extra-mural gangs, principally the Nárá gang. 10 of the prisoners who escaped were recaptured.

Escapes.

There were 2,948 breaches of jail rules during the year. In the previous year these breaches numbered 4,444. Offences classed as "smoking and possession of forbidden articles" show an increase, but there is a large decrease in offences classed as "relating to work." Whippings were inflicted on 61 prisoners during the year.

Jail offences.

Of the total number of men and women, 12,384, admitted to the Central and District Jails during the year 10,790 (or a proportion of over 87 per cent.) were wholly illiterate. Only 523 were able to read and write well. During the year 85 prisoners were released who had been under instruction in jail.

Education.

2,632 under-trial prisoners were admitted to the Central and District Jails during the year. In 1884 the number was 2,678.

Under-trial
prisoners.

The number of under-trial prisoners that passed through the subordinate jails and lock-ups during the year was 27,305. This number exceeds by 1,701 the number for the past year. 1,891 convicts were received into these jails as against 2,458 in the previous year. There were 2 escapes and 5 deaths. These jails now number 30: it is proposed to reduce their number further.

Subordinate Jails
and Lock-ups.

2,899 prisoners were admitted to the Civil Jails during the year. In 1884, 2,438 were so admitted. There were 5 deaths. The average yearly cost per prisoner was Rs. 42-4-3 as against Rs. 51-4-2 in the previous year. 2,646 prisoners were released during the year.

Civil Jails.

There are 3 Reformatories for juvenile offenders in the Presidency, 1 in Bombay, 1 included in the Yerrowda Central Jail, Poona, and 1 at Shikárpur, Sind. The number of admissions to the Poona Reformatory was 25 as against 26 in the previous year. There were but 2 admissions to the Shikárpur Reformatory. There were 15 releases during the year and at the end of the year only one boy remained under confinement.

Reformatories.

The gross cost of maintaining the whole jail establishment was Rs. 5,37,541. The average yearly cost per prisoner was Rs. 74-1-6. In the previous year these figures were Rs. 5,65,919 and Rs. 73-3-5 respectively. The increase of cost per prisoner is due to the fact that the number of prisoners was smaller during the year while the establishment remained the same. There is however some saving under the head "Establishment" caused by the transfer of the Poona District Jail to Yerrowda. The cost of clothing is higher than in the previous year, as warm clothing was provided in the Sind Jails and at Bijápur.

Cost of maintenance

2,186 prisoners were employed on the manufacture of articles for sale to the public. The profits derived amounted to Rs. 36,256. In 1884-85 the amount of profits was Rs. 38,128. The profits of extra-mural work were Rs. 86,341: in 1884 these profits were Rs. 1,19,232. This considerable diminution was partly due to the stoppage of Public Works and to reduction of the wage-rates paid by the Public Works Department or by municipalities. The profits of the Nárá gang, which was affected by cholera, show the most considerable falling off. The realizations of all kinds in all the jails amounted to Rs. 1,20,528. In 1884-85 this amount was Rs. 1,71,251.

Manufactures.

The total population in all jails was 24,232 (males 22,863, females 1,369). The total number of admissions into hospital was 4,273. Of an average daily strength of 6,593 the daily average of sick was 165. 231 prisoners died in the year. There were 20 deaths from cholera. The health of the prisoners in the Yerrowda Jail, the jails in Bombay City, and the Bijápur gang was above the average. In Sind, as usual, the mortality was twice as high as in the rest of the Presidency. The chief diseases were intermittent fever, respiratory diseases, and dysentery or diarrhœa, the two latter being the most fatal. On the whole the health of the prisoners during the year was better than in the year preceding.

Health.

The construction of the new jail at Satára was stopped for want of funds. At Bijápur and Yerrowda considerable improvements were effected.

New Works.

Civil Justice.

The following remarks deal with the administration of justice by all the Civil Courts in the Bombay Presidency with the exception of the Court of Small Causes, Bombay, and the Courts at Aden. The working of these latter courts is separately dealt with, and the results of the working of the Dekkhan Agriculturists' Act, although included in the figures quoted here, are also treated separately. The territories to which these remarks apply are the Regulation Provinces, including the Panch Maháls, within the original or appellate jurisdictions of the High Court, and the Province of Sind.

The constitution and functions of the various civil courts remained unaltered. The Panch Maháls Collectorate was added to the Regulation Provinces and an Assistant Judgeship with full powers was created for Kaira and the Panch Maháls. There were in all in the Regulation Provinces 13 District and 6 Assistant Judges, and 13 First Class and 89 Second Class Subordinate Judges. In Sind beside the *Sadar* Court there were 4 District Judges, 1 Small Cause Court, 13 Subordinate Judges, 7 *Mukhtyarkars*, 6 *Munshis*, and 1 Deputy Collector with power to try civil suits. In the Regulation Provinces the number of *Jagirdárs* and *Inámdárs* exercising, under Regulation XIII. of 1830, the powers of Subordinate Judges of the Second Class, remained unchanged. 3 Cantonment Magistrates performed the functions of Civil Courts under Act III. of 1859. The *Mámlatdárs* of the various *tálukas* (188 in all) disposed of suits relating to the possession of land under Bombay Act III. of 1876.

The total receipts of all the Courts in the Presidency amounted to Rs. 22,50,568 against Rs. 22,24,750 in the previous year. Expenditure amounted to Rs. 42,29,510 against Rs. 42,19,995. These figures include the receipts and expenditure of Civil, Criminal, and Revenue Courts taken all together. The following table shows the receipts and expenditure of the High Court in the year and also in the year preceding:—

Receipts and Expenditure.

	1884.		1885.	
	Receipts.	Expenditure.	Receipts.	Expenditure.
	Rs.	Rs.	Rs.	Rs.
High Court, Original Side ...	2,95,414	3,79,776	2,71,244	3,62,445
Do. Appellate Side...	63,072	2,70,147	54,104	2,63,717

Number of Suits instituted.

The total number of suits instituted in all the Courts was 152,969, the number having increased since the preceding year by 4,608. The number of suits instituted in the High Court was 1,124 against 1,035 in 1884. Suits in the original jurisdiction increased by 46 and insolvency suits by 44. The number of suits instituted in the District Courts was 289 only against 395 in 1884. In the Courts of the Subordinate Judges and *Inámdárs* having jurisdiction 118,275 suits were instituted. The number was normal. In the Mofussil Small Cause Courts 16,350 suits were instituted against 15,705 in the previous year. The number of suits filed in the Courts of Village *Munsifs* established under the Dekkhan Agriculturists' Relief Act increased from 2,504 in 1884 to 5,030.

Nature of Suits.

In suits on contracts not in writing, for money had and received, for goods sold, for recovery of possession, and for immoveable property there was an increase in the number instituted. There was, however, a decrease in the institution of suits on contract in writing, for rent of houses, for *pattahs* and *kabuláyats* to declare and establish rights, and for arrears of rent of land. This decrease was most marked in suits on contract in writing. In the High Court the chief variation noticeable was in suits on contract not in writing, for immoveable property, under the Specific Relief Act, and for an account. The number of these suits increased. The number of suits to declare and establish rights and for partition decreased.

Valuation of Suits.

The total value of the claims in suits instituted on the Original Side of the High Court was Rs. 26,50,493 against Rs. 35,50,834 in the previous year. The total value of the claims in suits instituted in the Mofussil was Rs. 1,89,08,998 against Rs. 1,58,81,098 in 1884. In 60 per cent. of the total number of ordinary civil suits instituted (152,969) the value of the claims was Rs. 50 or less.

Disposal of Suits.

The total number of suits disposed of by the various Civil Courts was 154,692 against 147,875 in the previous year. Thus the number of disposals increased by 6,817. Arrears were not substantially reduced, numbering 30,885 at the year's close against 30,949 at its commencement. The following table shows the number of suits decided by the various classes of courts in the year and also in the year preceding:—

	1884.	1885.
High Court	1,023	1,006
Sadar Court in Sind...	1	...
District and Assistant Judges	404	316
Subordinate Judges	117,080	118,525
Cantonment Magistrates	1,277	1,010
<i>Jághirdárs</i> and <i>Inámdárs</i>	612	612
Mofussil Small Cause Courts	15,455	16,720
Village <i>Munsifs</i>	2,336	5,060
<i>Mámlatdárs</i> under Bombay Act III. of 1876	9,787	11,433
Total	147,875	154,682

Arrears in the High Court rose from 1,321 suits at the year's commencement to 1,413 at its close.

The average duration of both contested and uncontested suits decreased in all the courts except the paid Sub-divisional Courts and the High Court, as will be seen from the following table:—

	AVERAGE NUMBER OF DAYS DURING WHICH SUITS LASTED.			
	1884.		1885.	
	Contested.	Uncontested.	Contested.	Uncontested.
Unpaid Tribunals— (<i>Jāghirdārs</i> and <i>Ināmdārs</i>) ...	359·75	163·75	315·5	151·25
Paid Sub-divisional Courts—				
Subordinate Judges' Courts ...	67·12	36·23	77·48	42·28
Cantonment Magistrates' Courts				
Māmlatdārs' Courts ...				
Small Cause Courts... ..	109·34	41·1	88·8	39·84
District Courts	253·55	167·22	250·98	156·99
High Courts	265·0	195·0	316·66	222·25

In addition to the regular suits disposed of by the Courts 13,613 miscellaneous cases were also disposed of. A balance of 2,784 of such cases remained undisposed of at the close of the year.

The total number of appeals from decrees that came before all the Appellate Courts was 9,927. Of these 4,453 were disposed of and a balance of 5,474 remained in arrears at the end of the year. There was an increase in the number of appeals made both in the High Court and in the Mofussil Courts. The increase in the case of the Mofussil Courts was generally distributed. In addition to appeals in ordinary civil suits appeals were preferred in 271 miscellaneous cases. The High Court also disposed of 223 applications under extraordinary jurisdiction and 50 references under section 617 of the Civil Procedure Code. The Sadar Court in Sind disposed of 30 cases under section 662 of the Civil Procedure Code.

The total number of applications for execution of decrees before the several courts was 254,127. In 31,981 cases satisfaction was obtained in full, in 45,561 cases satisfaction was obtained in part, in 129,001 cases the applications were wholly infructuous, in 7 cases the applications were transferred to other provinces for disposal, and 45,771 applications remained pending at the close of the year. Judgment debtors were arrested in 4,077 cases without being imprisoned and were imprisoned in 2,379 cases. In 1884 in 4,178 cases judgment debtors were arrested and in 2,066 cases imprisoned. The total amount recovered in execution proceedings was Rs. 30,95,105.

The number of applications under the insolvency provisions of the Civil Procedure Code was 658 only. These provisions continued to be but little used. In the Bombay Insolvency Court 590 applications were presented against 546 in the previous year. The number of civil cases tried with the aid of assessors was 16. All of these cases were under the Land Acquisition Act. 1 case was disposed of in the Chief Parsi Matrimonial Court and 1 in the District Parsi Matrimonial Court.

DEKKHAN AGRICULTURISTS' RELIEF ACT.

This Act continued in force as before in the 4 Collectorates of Poona, Satara, Ahmednagar, and Sholapur. There are in the 4 districts 32 Subordinate Judges to administer the Act, who preside over 36 courts.

The total number of suits instituted in these courts during the year was 21,612. Since 1880 when the Act first came into force the number of suits instituted under it has steadily increased. The following statement shows the number of suits instituted since 1880:—

1880.	1881.	1882.	1883.	1884.	1885.
11,795	16,542	16,787	17,800	19,299	21,162

Part of the increase in the total of the year was due to the abolition at the end of 1884 of the "Conciliation System" in 6 *tālukās*. Conciliators' agreements under sections 44 and 45 of the Act numbered 9,361 and institutions in the village *munsiffs'* courts numbered 5,030.

Classification of suits.

Of the total number of 21,612 institutions 14,750 (or 68 per cent.) fell under Chapter II. of the Act. These were classified as follows:—

	Suits.
(1) Money suits against non-agriculturists (Clause w of Section c)	... 4,497
(2) Other suits against non-agriculturists (Clause x of Section 3)	... 313
Total suits against non-agriculturist defendants	... 4,810
(3) Suits by agriculturists for an account (Clause a of Section 3)	... 44
(4) Money suits against agriculturists (Clause w of Section 3)...	... 6,790
(5) Other suits against agriculturists (Clause x of Section 3) 589
(6) Suits against agriculturists for possession, foreclosure, or sale of mortgaged property (Clause y of Section 3) 1,412
(7) Suits by agriculturists for redemption of mortgaged property (Clauses of Section 3) 1,105
Total agriculturist suits	... 9,940
Total suits of both kinds	... 14,750

Variations in numbers of suits of different kinds.

Comparing statistics of the agriculturist suits for the last 3 years, it appears that there has been a steady increase in money suits and in suits for foreclosure, &c., against agriculturists and a similar decrease in the number of suits brought by agriculturists for redemption of mortgages. The numbers of other suits brought against agriculturists have remained stationary and are comparatively small. Suits by agriculturists for an account have averaged only 55 during the last 3 years. Redemption suits have always been more popular, as they can be instituted without the payment of court-fees and the relief is more complete than in a suit for account. Suits for account where there have been no mortgage dealings are very rare.

Redemption suits.

Redemption suits under Chapter II. and otherwise numbered altogether 2,197 against 2,593 in 1884. These suits are far more frequent in Satara than in the other Collectates.

The number of redemption suits has decreased considerably during the two past years. Of the 2,197 brought in 1885, 1,150 were against agriculturists, and 1,047 against professional money-lenders.

Suits against agriculturists.

The number of suits brought by mortgagees against agriculturists rose from 5,644 in 1883 to 8,791 in 1885. Village money-lenders are overcoming their disinclination to submit to the courts claims against the *rayats*.

Consent suits.

The number of suits to which the provisions of Chapter II. were applied by consent formed 17 per cent. of those decided under that chapter. The number of these suits is gradually increasing. Parties by consenting to the application of Chapter II. secure the refund of half the court-fees but lose the right of appeal. In some courts 50 per cent. of the suits were disposed of in this way.

Disposal of suits under Chapter II.

Adding the arrears of 1884 (4,600) to the number of suits instituted during the year under Chapter II. there were in all 19,350 suits for disposal. This number exceeded that of the previous year by 1,736. 14,831 suits in all were disposed of and the number of arrears reduced by 81. The details are shown in the following table:—

Classification of Disposals.	1884.	1885.
Total disposals ...	12,960	14,831
Plaint returned ...	23	15
Dismissed for default ...	978	989
Decided <i>ex-parte</i> ...	610	827
Admitted ...	2,300	2,453
Contested ...	5,023	5,655
Awarded in whole ...	2,337	2,672
Do. * part ...	2,004	2,207
Rejected... ...	682	778
Abated or dismissed ...	53	50
Withdrawn or compromised ...	3,897	4,731
Disposed of by arbitration ...	3	30
By transfer or otherwise ...	72	81
Total disposals ...	12,960	14,831

Ex-parte decisions.

Ex-parte decisions amounted to only 4.8 per cent. of the total number. In the previous year this percentage was 4.7. The proportion was greatest in courts where the greater part of the work concerns non-agriculturists; but in no court was the proportion as high as 10 per cent. There has been a great improvement in recent years in the voluntary attendance of defendants. This has enabled the courts to dispose of a larger number of suits at first hearing. During 1885 the number of suits so disposed of was 36 per cent. of the total number of suits disposed of: in the two previous years this proportion was 33 per cent. and 29 per cent. respectively.

The number of suits dismissed for default has decreased to a proportion of 6·7 per cent. of the total number: in the three previous years the number of suits thus dismissed formed 7·5, 9, and 10 per cent. of the total number. The number of suits compromised showed a similar decrease, the suits forming a proportion of 22 per cent. of the total number disposed of against 25·5, 30, and 32 per cent. in the three previous years. Agriculturist cases showed the largest proportion of compromises.

Dismissals, with-
drawals, &c.

Contested suits formed a proportion of 38 per cent. of the total number of suits disposed of. In purely agriculturist cases 42 per cent. were contested.

Contested suits.

By comparing the results of the working of the Act during 1885 with the figures for the whole Presidency for 1872-73 (in which year the Act was not in force) the following conclusions may be arrived at. The Act has had the effect of trebling the proportion of contested suits, of doubling that of admitted cases, and quadrupling that of compromises thus securing judicial investigation on a scale which has never before been approached. Although the number of contested suits has trebled, that of claims allowed in whole or in part has relatively remained the same.

Effect of the Act.

The provisions in sections 12 to 14 of the Act as to "going behind the bond" were applied during the year with not unfavorable results in the shape of reduction of claims by abatement of interest. Taking together money suits and suits for foreclosure against agriculturists and redemption suits by agriculturists the provisions of these sections were applied in 24 per cent. of the suits. The reductions in money suits amounted to about 32 per cent. of the amount claimed against 30 per cent. in the previous year. Mortgage debt to the value of Rs. 3,84,847 was abated in the proportion of 37 per cent. The value of claims settled by the courts and conciliators together was about 5 lakhs of rupees. In the previous year the amount settled was about 8 lakhs, and adding compromises out of court it is estimated that mortgage debt aggregating 15 lakhs of rupees has been dealt with and settled by the courts and conciliators together in the past two years.

Enquiry into history
of transactions.

During the 6 years in which the Act has been in force 12,576 redemption suits in all have been instituted and 10,073 disposed of. More than half were disposed of by withdrawals, compromises, rejections, decrees under which redemption was effected without payment, or arrangements under which the debt was to be extinguished by enjoyment for a term of years. In the other half redemption was decreed on payment in full or in part, the abatement in most cases being slight.

Redemption suits.

Payments by defendants of instalments under decrees of the Act amounted to Rs. 63,173. The insolvency provisions of the Act continue to be inoperative.

The average duration of suits falling under Chapter II. was 4 months and 8 days. It was highest in the Satara Collectorate where the work of redemption was very heavy. The large number of contested suits accounts for the somewhat lengthy duration.

Duration of suits.

The following table gives particulars of the cost of litigation :—

Cost of litigation..

Total Value of Suits.	Court-fees.	Process Fees.	Batta to Witnesses.	Vakils' Fees.	Miscellaneous.	Total.	Proportion of Costs to Value of Suits.
Rs.	Rs.	Rs.	Rs.	Rs.	Rs.	Rs.	Rs. a. p.
8,51,425	48,385	9,197	14,849	17,827	2,374	92,632	10 14 0

With regard to the different districts the cost was proportionately highest in Satara and lowest in Poona.

The total number of applications for the execution of decrees and conciliation agreements was 22,742 of which 18,084 were disposed of. Satisfaction was obtained in full in 17 per cent. and in part in 22 per cent. of these applications. The remainder were infructuous. The total amounts obtained in satisfaction (Rs. 1,18,934 with process, and Rs. 36,503 without process) exceeded to the proportion of 50 per cent. the amount obtained in the previous year.

Execution of
decrees.

The total recoveries both in execution and by voluntary payment amounted to 25 per cent. on the total valuation of the suits of the year. The proportion is similar to that in the civil courts of the Presidency at large. The recoveries by voluntary payment under the Act exceeded one-third of the total recoveries whereas in the ordinary civil courts recoveries by voluntary payments form only one-sixteenth of the total. These figures indicate that the Act encourages voluntary payments and is exercising a salutary influence.

Recoveries in
satisfaction of
decrees.

There were 97 village *munsifs* at the commencement of the year and 94 at its close—23 in Poona, 21 in Satara, 30 in Ahmednagar, and 20 in Sholapur. The work done by the *munsifs* increases year by year. The following table shows the number of suits filed before and disposed of by them in the past 3 years :—

Village *Munsifs*.

Year.	Suits.	
	Filed.	Disposed of.
1883	1,554	1,532
1884	2,504	2,336
1885	5,030	5,060

The increase was most marked in Ahmednagar but was general in all the districts.

Conciliators.

The number of conciliators was reduced in the year from 237 to 227. The conciliation system was abolished in 6 talukás at the close of the previous year. There were 40,641 applications to conciliators during the year, the number being less by 9,000 than the number in either of the two previous years. Of 48,129 applications for disposal, 42,880 were disposed of. Conciliation failed in 20,393 cases: 2,661 applications were withdrawn or compromised, 9,952 were struck off by conciliators in default, 9,361 were disposed of by agreement and forwarded to the courts under section 44 of the Act, and 14 were referred to arbitrators. The balance of arrears was reduced from 6,975 to 5,249.

Of the failures to conciliate by far the greater number occurred through the refusal or neglect of the parties to attend. People are alive to the fact that conciliators cannot enforce attendance. The question of compelling the attendance of defendants is under consideration. There was a considerable improvement in the number of agreements arrived at, and generally speaking agreements were successfully effected when the attendance of both parties was secured. Less than one per cent. of the agreements effected by the conciliators were subsequently objected to before the courts. Under the agreements claims on simple money bonds were reduced by a proportion of 33 per cent, and mortgage claims by a proportion of 32 per cent.

General results.

The conciliation system has recently evoked much discussion and been extensively criticised. Whatever may be the abuses or advantages of the system there can be no doubt that the progress made by the courts would have been impossible without the aid of the conciliators. Most authorities are agreed that the principle of offering an inducement to parties to civil proceedings to come to an agreement at an early stage of litigation is a good one.

Non-conciliation talukás.

In 12 talukás in all the system of conciliation does not obtain. The substituted plan in these talukás is to remit half the court-fees if the case be amicably settled at the first hearing. Under this plan good results were obtained.

BOMBAY COURT OF SMALL CAUSES.

Increase in litigation.

The annual report of the court of small causes for the year ending December, 1885, shows that 33,309 suits were instituted as compared with 31,045 in 1884. The subject matter of litigation has risen in value from Rs. 26,06,184 in 1884 to Rs. 27,29,755 in 1885. The increase of litigation has been in suits of which the subject matter ranges in value from Rs. 5 to Rs. 500. An indication is thus afforded that litigation in this court is inexpensive and popular.

Work done.

33,471 suits were disposed of during the year as against 30,950 in the preceding year. The average duration of each suit was one day only. Notwithstanding this acceleration 2,431 suits remained pending at the end of the year. At the commencement of the year the number of suits thus pending was 2,593. The present judicial strength of the court being inadequate to cope with the constantly increasing litigation the Government of India has been requested to sanction an additional establishment for the Registrar.

The expenditure for the year was Rs. 1,64,942, an increase of Rs. 705 as compared with that in the preceding year. The receipts under all heads amounted to Rs. 2,67,335: there thus remained to Government a gain of Rs. 1,02,393 on the working of the court during the year.

Registration.

The Indian Registration Act III of 1877 extends to the whole Presidency, while a special registration system under the Dekkhan Agriculturists' Relief Act as amended by Acts XXIII of 1881 and XXII 1882 is also in force in the four districts of Ahmednagar, Poona, Satára, and Sholápur.

Deeds registered.

There were during 1885-86, 1,08,356 registrations of deeds under Act III of 1877. In 1884-85, 1,06,976 deeds were so registered. Compulsory registrations increased from 80,550 to 81,238 and optional registrations from 26,426 to 27,118. On the whole, during the year registrations have increased in the proportion of 1.29 per cent. The proportionate increase in compulsory registrations is .85 per cent., in optional registrations 2.61 per cent. The proportion of optional to compulsory registration during the year was 33.38 per cent.: in the previous year this proportion was 32.80 per cent. The table in the margin exhibits the number of registrations recorded year by year since 1865. The highest point was touched during the year under report.

YEAR.	Registrations.	YEAR.	Registrations.
1865-66	79,603	1876-77	76,381
1866-67	66,240	1877-78	90,297
1867-68	74,937	1878-79	97,559
1868-69	84,593	1879-80	95,723
1869-70	94,442	1880-81	78,837
1870-71	89,338	1881-82	78,446
1871-72	84,388	1882-83	84,903
1872-73	90,361	1883-84	97,342
1873-74	85,144	1884-85	1,06,976
1874-75	71,856	1885-86	1,08,356
1875-76	76,550		

1,026 wills were registered during the year, as against 859 in the previous year. 2 authorities to adopt were registered. 28 wills were deposited, 11 withdrawn from deposit, 7 opened and 4 removed for record in court. Wills and Authorities to Adopt.

6,036 copies of certificates of sale were filed in Part III. of Book No. I., in accordance with section 89 of the Registration Act. The figures for 1884-85 were 6,357. 383 certificates under the Land Improvement Act were filed against 71 in the previous year. Copies of Certificates of sale.

The aggregate stated value of property affected by instruments registered during the year amounted to Rs. 5,77,78,577. In 1884-85 this aggregate stated value was Rs. 6,34,55,660. A decrease of Rs. 56,57,082 is observable. The value of registered property exhibits an increase in 14 districts, and a decline in the remainder. Exclusive of wills and authorities to adopt and also of 809 instruments in which no value or consideration was shown the average value per transaction during the year was Rs. 542-9-9. In the previous year this average value was Rs. 605-9-7. During the year under report the average value per transaction in the real property class was Rs. 533-1-9 against Rs. 595-7-7 in the previous year. In the moveable property class the average value per transaction which stood at Rs. 658-12-1 in 1884-85 has risen to Rs. 669-8-3. The average registration fees for the year were as follows :— Values and fees.

Compulsory	Rs. 2 1 5
Optional Immoveable...	" 0 6 7
Optional Miscellaneous	" 2 0 2

Taking all classes together the average registration fee has been Rs. 1-11-11 against Rs. 1-12-3 in 1884-85.

There was an increase in the number of registrations in the following 14 districts, Bombay, Ahmedabad, Broach, Kaira, Panch Maháls, Thána, Ahmednagar, Násik, Khándesh, Poona, Belgaum, Dhárwár, Aden, and Thar and Párkar. In the following 11 districts there was a decrease :—Surat, Kolába, Ratnágiri, Satára, Sholápur, Bijápur, Kanara, Karáchi, Haidarabad, Shikárpur, and the Upper Sind Frontier. The year was a busy one in the matter of Hindu marriages throughout the Presidency, and the borrowings in connection therewith had a tendency to increase the number of registrations in various localities. On the other hand the exemption by recent legislation of relinquishment notices from registration has operated in a contrary direction. 4,132 of these notices were registered in 1884-85 and only 717 in the year under report. The increase or decrease taken district by district is nowhere very marked. The development of the Southern Marátha Railway has perhaps partly caused the increase in the number of registrations in Belgaum and Dhárwár, Causes of increase or decrease.

There were 402 refusals to register during the year. In the previous year refusals numbered 505. There were 49 appeals or applications in connection with the refusals: in 39 registration was ordered by the appellate authority and in 26 the order of refusal confirmed. Refusals to register.

The number of deeds impounded by registering officers during the year on the ground of insufficiency of stamp was 406 against 395 in the previous year. In 114 of these cases it was held that the deeds were sufficiently stamped, while in 244 the action of the impounding officer was upheld. 48 of these cases were undisposed of at the close of the year. Impounded deeds.

At the close of the year there were 26 Registry and 216 Sub-Registry offices. In the previous year the numbers were 25 and 217. Of the 216 sub-registry offices 199 were in charge of special, and 17 in charge of *ex-officio* Sub-Registrars. 14 of the latter are in the Province of Sind. The system of peripatetic sub-registrars is being extended. Offices.

During the past year the Inspector General examined the records of 13 Registry and 44 Sub-Registry Offices. The Branch Inspector General examined 1 Registry and 11 Sub-Registry Offices in the Province of Sind. The Inspector, 1st Division, examined 27 Sub-Registry Offices. The Inspector, 2nd Division, examined 15 Sub-Registry Offices and the general indexes of one district. The Inspector, 3rd Division, examined 25 Sub-Registry Offices and the general indexes of one district. The Inspector in Sind examined 40 Sub-Registry Offices. The collection of statistics for a special report called for by Government somewhat interfered with the work of inspection. Of the 242 Registry and Sub-Registry Offices in the Presidency 24 were unexamined during the year. Inspections.

26 persons were prosecuted for offences against the Registration Law during the year. Of these 15 were convicted. Prosecutions.

140 unclaimed deeds relating to property valued at Rs. 71,255 were destroyed during the year under the provisions of the Registration Act. Of these deeds 124 were registered documents. In 1884-85, 157 documents (131 registered) were so destroyed. Deeds destroyed.

The receipts of the department for the year are shown in the following statement in which for purposes of comparison the figures of the previous year are also exhibited. The net result for the year is an increase of Rs. 2,043 on the receipts for 1884-85 distributed amongst 11 out of 18 heads :— Receipts.

Nature of Items.	1884-85.			1885-86.			Increase.			Decrease.		
	Rs.	a.	p.	Rs.	a.	p.	Rs.	a.	p.	Rs.	a.	p.
Compulsory	1,71,369	12	0	1,69,959	0	0	1,380	12	0
Optional... ..	8,944	8	0	9,094	8	0	150	0	0
Miscellaneous	7,550	0	0	8,581	12	0	1,031	12	0
Deposit of wills	84	0	0	98	0	0	14	0	0
Registration of wills and authorities to adopt.	3,441	0	0	3,426	0	0	15	0	0
Penalties	6,382	4	0	5,340	4	0	1,042	0	0
Withdrawals of sealed covers	40	0	0	32	0	0	8	0	0
Opening of ditto	20	0	0	24	0	0	4	0	0
Powers of Attorney, General	500	0	0	502	0	0	2	0	0
Do. do. Special... ..	500	0	0	529	0	0	29	0	0
Commissions	160	0	0	90	0	0	70	0	0
Visits	8,615	0	0	9,000	0	0	385	0	0
Searches and inspections	2,789	0	0	3,162	0	0	373	0	0
Translations filed	26	0	0	86	0	0	60	0	0
Extra fee for registration by Registrars	2,523	8	0	2,203	0	0	320	8	0
Copying fee credited to Government exclusive of fees for copies and memoranda under Sections 64 to 67, and copies granted.	96,834	12	6	99,933	13	3	3,099	0	9
Extra fee for registration at private residence or jail	5,374	0	0	4,809	0	0	565	0	0
Other miscellaneous receipts	3,197	5	5	3,494	10	5	297	5	0
Total	3,18,351	1	11	3,20,394	15	8	5,445	1	9	3,401	4	0
							Deduct Decrease ...	3,401	4	0		
							Net Increase ...	2,043	13	9		

Expenditure.

The expenditure of the year is classified under the various heads of charge in the following statement, in which for purposes of comparison the figures for 1884-85 are also exhibited. The net result is a decrease of Rs. 1,684, as compared with the expenditure of the previous year :—

Nature of Items.	1884-85.			1885-86.			Increase.			Decrease.		
	Rs.	a.	p.	Rs.	a.	p.	Rs.	a.	p.	Rs.	a.	p.
Fixed salaries of officers	1,02,866	7	2	1,02,906	7	2	40	0	0
Percentage paid to the same... ..	61,107	6	8	61,006	8	7	100	14	1
<i>Cost of Establishment.</i>												
Permanent	45,815	13	2	45,761	5	7	54	7	7
Temporary	469	5	6	1,160	10	4	691	4	10
Travelling allowance	13,816	4	5	14,522	12	11	706	8	6
Furniture and house-rent	843	5	2	990	5	6	147	0	4
Postage	3,079	7	0	3,176	13	0	97	6	0
Printing and stationery	10,012	13	10	9,539	2	9	473	11	1
Miscellaneous	10,401	15	3	7,663	15	6	2,737	15	9
Total	2,48,412	14	2	2,46,728	1	4	1,682	3	8	3,367	0	6
							Deduct Increase ...	1,682	3	8		
							Net Decrease ...	1,684	12	10		

Financial Results in various offices and districts.

The offices of the Inspector-General, Branch Inspector-General, and five Inspectors are offices of supervision and not of registration. They are consequently not self-supporting. The districts of Ahmednagar, Satara, Aden, Deesa, and Thar and Parkar have failed to pay their expenses. The registration law was only introduced into Deesa during the year under report. In Ahmednagar and Satara registrations under Act XVII. of 1879 cause a falling off in the receipts of general registration: these two districts have not been self-supporting since the latter Act was passed. The net financial results of the above-mentioned offices are as follows:—receipts Rs. 11,329; expenditure Rs. 60,837. Thus there is a deficit as far as they are concerned of Rs. 49,508. The deficit for these offices in the previous year (excluding the Deesa offices which were not then established) was Rs. 48,721. The 21 remaining districts have each produced a surplus, the smallest surplus—Rs. 59—standing against the Upper Sind Frontier, and the largest—Rs. 25,310—against Bombay. The largest amount of gross district receipts as in former years appears in Bombay (Rs. 52,685). As far as these 21 districts are concerned the total receipts amount to Rs. 3,09,065, the total expenditure to Rs. 1,85,890, and the consequent surplus to Rs. 1,23,174. This surplus exceeds that of the preceding year by Rs. 4,514.

The income of the entire department exceeded the expenditure by Rs. 73,666, and as the surplus derived from receipts under the Joint Stock Companies' Act, amounting to Rs. 7,837, is credited to the head of "Registration," the total surplus income of the department amounted to Rs. 81,504. In 1884-85 the total surplus income was Rs. 76,620.

V231,8r

REGISTRATION UNDER THE DEKKHAN AGRICULTURISTS' RELIEF ACT.

This Act is in operation in the four Collectorates of Poona, Ahmednagar, Satára, and Sholápur.

The number of village registration circles established for purposes of registration under this Act was in 1885-86, 223. Of these 40 were taluka registration circles and the remainder special village circles. These circles included 4,649 villages.

There were in all 1,01,082 registrations at these offices during the year. This number exceeded by 17,744 the number recorded in the previous year and was very considerably higher than the number recorded in 1883-84, but there has been a great falling off since the years antecedent to that year.

The largest absolute increase in the number of transactions recorded in the year as compared with the number recorded in the year preceding took place in Poona, the increase in transactions being 7,280. In Ahmednagar the largest relative increase (28.8 per cent.) took place. Registrations relating to immoveable property showed a marked increase in all 4 districts and in registrations relating to moveable property there was a marked increase in Ahmednagar and Poona.

The following statement shows clearly the number of registrations of each class effected in each of the 4 districts compared with the numbers of the previous year:—

	Ahmednagar.		Poona.		Satára.		Sholápur.		Total.		In-crease.	De-crease.
	1884-85.	1885-86.	1884-85.	1885-86.	1884-85.	1885-86.	1884-85.	1885-86.	1884-85.	1885-86.		
<i>Immoveables.</i>												
1. Deeds of sale	1,564	1,798	2,741	3,098	3,538	4,092	1,284	1,436	9,127	10,334	1,207	..
2. Mortgages with possession ..	2,244	2,939	5,367	7,391	4,823	5,905	649	647	13,403	16,570	3,167	..
3. Do. without do.	367	561	832	1,076	2,066	3,582	257	412	4,122	5,631	1,509	..
4. Leases under one year	2,184	2,898	5,631	6,169	1,333	1,476	1,781	1,958	10,889	12,501	1,612	..
5. Do. above do.	2,438	2,934	5,020	7,531	5,544	6,807	1,360	1,569	14,962	18,841	3,879	..
6. Deeds of gift	53	50	59	95	174	203	27	40	313	388	75	..
7. Other deeds	349	462	722	726	687	810	292	369	2,050	2,367	317	..
<i>Moveables.</i>												
8. Bonds	7,764	10,322	8,444	10,672	4,161	4,274	2,311	2,030	22,680	27,898	5,218	..
9. Mortgages	402	519	704	934	243	220	72	71	1,421	1,774	353	..
10. Sales	565	663	449	585	194	169	116	120	1,234	1,477	243	..
11. Other deeds	1,019	1,108	1,208	1,110	635	453	376	330	3,137	3,001	..	136
Total	18,969	24,284	32,097	39,877	23,808	27,839	8,474	9,592	68,938	1,01,082	17,880	136

In only one of the eleven classes a decrease took place, the insignificant decrease in class 11. On the other hand the registrations of deeds of sale relating to immoveable property have increased to the extent of 13.22 per cent., registrations of possession mortgages relating to immoveable property to the extent of 36.60 per cent., registrations of leases to the extent of 21.24 per cent., and registrations of money bonds to the extent of 23 per cent. The increase in the registration of mortgages with possession and of money bonds is very substantial and indicates a progress in the credit of the cultivating classes.

Transactions relating to land alone between agriculturists and agriculturists and between agriculturists and *sarkárs* numbered 60,352 against 50,720 in the previous year. The transactions of the latter class rose from 25,667 to 32,413: the rise is a further indication that the credit of the agriculturist classes is good.

Deeds executed to partly or entirely supersede old documents were registered to the number of 10,291 against 9,256 in the previous year.

The aggregate value of the property affected by the documents registered was Rs. 80,47,504. In the previous year the aggregate value was Rs. 64,33,654. The average value per transaction has risen from Rs. 77-3-2 in 1884-85 to Rs. 79-9-9.

The total fee receipts for the year amounted Rs. 56,027. These receipts in 1884-85 amounted to Rs. 46,477. The expenditure of the year amounted to Rs. 63,845 against Rs. 60,108 in the previous year. The expenditure increased on account of the increased sum paid as commission to the registrars on account of registrations. On the whole receipts rose by a proportion of 20 per cent. and expenditure by a proportion of 6 per cent. The net deficit of the year was Rs. 9,915, which is very considerably less than the deficits of the 2 previous years, Rs. 16,270 and Rs. 21,942 respectively. With a view to reducing expenditure an amalgamation of different village circles is being carried out and the establishment of peripatetic registrars is proposed.

Joint Stock Companies.

In the course of the year 23 new companies and 2 new societies were registered: in the previous year 26 and in 1883-84, 35 new companies were registered. Of the newly registered companies 5 were trading companies, 6 mills and presses, 1 mining and quarrying, and 11 miscellaneous. During the year 9 companies were under liquidation and 1 was finally dissolved. At the close of the year the total number of companies carrying on business was 188 against 173 at the commencement of the year. The receipts connected with the registration of these companies amounted to Rs. 8,877 against Rs. 7,996 in the previous year. The expenditure amounted to Rs. 1,310, the net gain to Government being

Aggregate and average values of registered instruments.

Rs. 7,837. The receipts were mainly derived from the fees paid by the new companies on registration; there was also an increase in the number of documents registered.

10 companies increased their capital during the year. In the case of 17 of the companies registered during the year the capital exceeded Rs. 1,00,000. The total nominal capital of the companies in existence at the close of the year was Rs. 11,30,36,430: of this Rs. 8,79,53,222 was paid up. Of the paid up capital about 80 per cent. belongs to mills and presses.

The following statement shows the number and classification of the registered companies:—

Banking and Loan Companies	2
Trading Companies	26
Mills and Presses	102
Tea, Coffee, &c., Planting Companies	1
Mining and Quarrying Companies	2
Ice Manufacturing Companies	4
Sugar Manufacturing Companies...	1
Other Companies	50

188.

2 companies were prosecuted during the year for omitting to file a notice of increase of capital. Fines of Rs. 500 and Rs. 501 were imposed in the cases.

Municipal Administration.

BOMBAY MUNICIPALITY.

Financial.

The opening balance of the Bombay Municipality was Rs. 10,60,586, exceeding by Rs. 7,10,586 the balance which was anticipated when the budget was framed. Of this excess, however, Rs. 5,74,132 was due to lapsed grants of the previous year renewed in the year proper, so that the balance actually available for expenditure proper to the year exceeded the anticipated balance by Rs. 1,36,454. The total revenue for the year was Rs. 43,83,973. This was better than the estimated revenue by Rs. 4,42,223. It also exceeded by Rs. 2,60,105 the actual revenue of the preceding year. The total expenditure was Rs. 39,76,940. This was less than the estimated expenditure by Rs. 10,48,620, but more than the actual expenditure of the preceding year by Rs. 1,85,919.

The following tables show the several items of revenue and expenditure under each main head:—

Revenue.

	Actuals for 1885-86.	Estimate for 1885-86.	Actuals for 1884-85.
	Rs.	Rs.	Rs.
Consolidated rate at 8 per cent. (including Rs. 2,72,380 contributed by Government and Port Trust, Rs. 50,000 and Rs. 2,22,380, respectively) ...	14,61,304	12,10,000	11,80,307
Wheel-tax, License Fees under Public Conveyance Act, and Toll Fees ...	3,37,010	3,14,700	3,13,857
Liquor Licenses, Tobacco Duty, and Licenses ...	3,22,927	3,13,750	3,16,372
Town Duties ...	6,79,292	6,70,000	7,73,430
Halalkhor Cess ...	3,16,786	2,70,000	2,89,616
Water Rates ...	6,65,370	6,68,000	5,96,123
Returns from Property and Miscellaneous ...	6,01,281	4,95,300	6,54,161
Total ...	43,83,973	39,41,750	41,23,867

Expenditure.

	Actuals for 1885-86.	Estimate for 1885-86 (including subsequent grants and Transfers).	Actuals for 1884-85.
	Rs.	Rs.	Rs.
General Superintendence ...	1,66,827	1,71,144	1,65,257
Assessment and Collection Departments ...	1,81,001	1,86,102	1,61,570
Police and Fire Brigade ...	3,10,548	3,57,382	3,36,725
Public Health Department ...	9,90,322	10,24,699	9,23,313
Public Works, Ordinary ...	9,64,842	11,14,834	10,09,886
New Works ...	1,95,119	4,79,978	1,41,664
Public Gardens ...	23,863	25,691	22,737
Municipal Debt ...	7,87,527	10,84,319	7,37,608
Pensions, Gratuities, and Compassionate Allowances ...	18,317	22,142	23,292
Education ...	25,950	28,450	22,500
Hospitals and Dispensaries ...	31,349	45,108	34,511
Miscellaneous ...	2,72,269	4,85,706	2,11,951
Total ...	39,76,940	50,25,660	37,91,020

The receipts on account of the Consolidated Rate, Wheel-tax, Licenses and Tobacco Duty, and *Halalkhor* cess exceeded both the estimates and the receipts of the previous year. The receipts from Town Duty and Miscellaneous Items exceeded the estimate only. The increase in the revenue derived from the Consolidated Rate was attributed to the fact that large sums were paid by the Port Trust on account of both 1885-86 and 1884-85, and also to the increased valuation of property. The revenue derived from the wheel-tax owed its improvement to the continuously improving system of inspection. The Tobacco Duty receipts rose owing to larger consumption. The decrease in the yield of Town Duties was attributed to the fact that in the preceding year exceptionally large imports of sugar were made. The difference under the head of Miscellaneous Items was mainly caused by account adjustments. On the expenditure side there was an unimportant increase in the cost of General Superintendence, Assessment and Collection Departments, Public Health Department, Public Gardens, Pensions and Gratuities, Education, and Hospitals. Under the head of Education the increase was due to the transfer of the Victoria Museum, to a special grant for art specimens, and to a contribution of Rs. 200 to the new Veterinary College. The increase under the head of Hospitals was due to a grant of Rs. 6,000 in aid of the Jaffer Sulliman Dispensary for women and children, and of Rs. 3,108 for the maintenance of a Cholera Hospital. The amount expended on Public Works, ordinary and extraordinary, including establishments and maintenance but excluding works debited to loan funds, was less than the amount provided in the estimate by Rs. 4,34,850. This sum formed part of the nominal closing balance, but the grant of the sum was renewed as the year closed to provide for works in the course of construction. The excess in "Debt Charges" over the sum expended in the preceding year was attributable to the fact that interest became due on a portion of the new Sanitary Works Loan. However, by continuing the system of utilizing for loan works all available balances, and thereby deferring the raising of the loan as long as possible, a saving of Rs. 2,72,236 was effected in the budget provision and Rs. 24,555 remained unspent on account of interest unclaimed at the close of the year. Under the head of Miscellaneous Items the most important new items in the actual expenditure were Rs. 1,74,000 paid to the credit of invested funds for New Municipal Buildings and Nesbit Road Bridge. Rs. 1,60,967 were written off as loss on account of the Pánvel Brick works. The closing balance of the year exclusive of deposits amounted to Rs. 15,62,410. Of this Rs. 7,21,208 may be deducted as representing lapsed grants since renewed on account of incomplete works or undischarged liabilities, and the actual balance computed at Rs. 7,41,202 better than the estimate. Of this surplus Rs. 1,36,454, were due as already explained, to the opening balance, so that the actual gain in the revenue of the year was Rs. 6,04,748.

Difference in the revenue and expenditure when compared with the estimate and actuals of the preceding year.

The following table shows the financial position of the Municipality with regard to the several Loan Accounts:—

Name of Loan.	Amount of liability at the beginning of the year.	Increase during the year.	Decrease during the year.	Amount of liability at the close of the year exclusive of future annual interest.	Year in which the whole liability will be discharged.
	Rs.	Rs.	Rs.	Rs.	
Consolidated Loan	(a) 54,33,658	2,43,253	3,56,652	53,20,259	1910
New Drainage Loan of 1878	(a) 25,42,500	1,26,212	1,56,212	25,12,500	1918
Market and House Rate Loans of 1867 and 1868 amounting to Rs. 17,38,000					
Sanitary Works Loan	Fully invested.			
		44,00,000	} 91,284	44,00,000	1925
		(a) 91,284			
Total...Rs.	79,76,158	48,60,750	6,04,149	1,22,32,759	
Vehár Debt	(b) 30,67,684	1,21,754	1,75,200	30,14,239	1915
Total...Rs.	1,10,43,843	49,82,504	7,79,349	1,52,46,998	

(a.)—These sums represent the interest which accrued for the year.

(b.)—As per Accountant General's statement.

The number of properties on the Assessment Book was raised from 36,093 at the commencement of the year to 47,802 at its close. Of these 30,648 were buildings, 199 salt-pans, 1,039 cocoanut plantations, and 15,916 vacant lands, &c. Of the total number registered 34,750 were assessed to the Consolidated Rate, 4,310 were exempt or compounded on special terms, and 8,742 were small plots of unproductive land the Consolidated Rate on which was less than annas 4 for the half-year. The registration of properties in Bombay was completed in the course of the year and every property was represented by a ward or assessment number brought on the Assessment Book and required to be accounted for by a valuation.

Registration of Properties.

The gross recorded value of these properties was Rs. 2,00,25,223. The valuation at the close of the preceding year was Rs. 1,53,82,744 and thus an increase of Rs. 46,42,479 took place. This large increase was mainly attributable to the registration of properties not

Valuation.

previously on the books. Much of this property was Port Trust Property. It was decided in the course of the year that the amount payable by the Port Trust to the Municipality for 1884-85 and 1885-86 in respect of the Port Trust Estate was Rs. 1,61,190. This sum was also fixed as the sum payable for the next 3 years, but it will be subject to a proportionate increase in the event of the General Consolidated Rate being raised. The increase in the total valuation of properties was in a minor degree attributable to the erection of new buildings and enlargements and improvements.

Property Rates.

The increase of valuation resulted in a corresponding increase in the demand of Property Rates. The following statement shows the demands of the Property Rates in the year and also in the year preceding:—

	1884-85.	1885-86.	Increase.
	Rs.	Rs.	Rs.
Consolidated Rate ...	11,51,431	13,07,155	1,55,723
Halalkhor Rate ...	2,77,316	3,01,677	24,350
Water Rate ...	5,51,954	6,48,404	96,450

Collections.

Of the total demand Rs. 1,805 were allowed as remission or draw-back and Rs. 2,11,190 representing the sum payable by Government and the Port Trustees were paid direct into the Municipal Account Office. For the recovery of the remainder 63,001 bills were issued: the demand was Rs. 20,52,012. Including the outstanding balance of Rs. 2,66,825 the total property-rate revenue for collection was Rs. 25,30,028 against Rs. 23,48,742 in the previous year. Of this Rs. 23,82,207 were collected, Rs. 10,296 written off as irrecoverable, and the amount outstanding at the close of the year was Rs. 1,00,685. The total amount for collection under the wheel-tax was Rs. 1,84,298: of this Rs. 1,72,880 were collected, Rs. 1,099 written off as irrecoverable, and Rs. 10,319 left outstanding at the year's close. To the collections on account of wheel-tax Rs. 1,44,484 recovered from the owners of licensed public conveyances and Rs. 15,360 realized from the toll at the Mahim and Sion Causeways were added. The total amount allowed as refunds on account of over-collections or under section 82 of the Act was Rs. 6,791. 27 appeals were made, of which 21 were dismissed, 4 allowed, and 2 settled by consent. The collections of town duty amounted to Rs. 13,69,919 against Rs. 14,35,382. Of this Rs. 6,82,889 were refunded, and the net revenue realized was Rs. 6,87,030 against Rs. 7,54,195. As already explained the imports of sugar in 1884-85 were phenomenally large. The net decrease in the realizations of the year under this head was Rs. 67,164.

Public Works.
The Tansa Project.

At a special meeting held on November 19th, 1885, the Corporation definitely resolved to adopt the revised Tansa water-supply project, and the works were actually commenced in the course of the year. The completion of this project, which surpasses in magnitude anything of the same kind recently attempted in India, will place the water-supply of the vast and ever-growing city of Bombay in a favorable position when compared with the water-supply of any of the other great cities of the Empire. With a view to assisting the Municipality to finance the situation, the Government of India agreed to extend the period of repayment of the Vehar loan. Two tenders were accepted by the Municipality in connection with the project, one for Rs. 29,00,000 for the construction of the dam and one for £270,000 for the supply of iron pipes. The main features of the Tansa water-supply project are as follows:—A dam will be constructed across the Tansa river at a point behind the Mahuli hills, 53½ miles distant from the boundary of the Island of Bombay. The height of the dam will be at first 109 and subsequently 133 feet above the bed of the river. The area of the proposed lake when the dam is raised to its highest level will be 8 square miles. The area from which the rainfall will be collected is 52 square miles. The available water-supply, after making deductions for evaporation, will be 100 million of gallons daily throughout the dry season. The water will be conveyed into Bombay by tunnels for 2½ miles, by conduits for 26½ miles, and by iron pipes for the remaining 24½ miles; it will be carried over the Bassein creek on a bridge. The capacity of the conduits and tunnels will be sufficient to deliver a supply of 33 million gallons daily in Bombay.

At the expiration of the six years during which the project will be under construction the estimated population of Bombay will be 950,000 souls. To this population the existing sources of water-supply in the city would yield but 15 gallons per head daily: with the Tansa project completed this supply may be doubled, trebled, or quadrupled. The project will command the existing reservoirs at Bhandarwada and Malabar Hill. Its total cost will be 123 lakhs of rupees, which will be expended over a period of 7 years.

Other Works.

Amongst other large works for the improvement of the supply and distribution of water in the city completed in the year may be noticed the roofing over of the settling tank and filter-beds at the Malabar Hill Reservoir, the arrangement for direct connection between the Tulsi main and the filter-beds, the construction of new catch-water channels at Vehar and Tulsi, the raising of the Tulsi dam to the full height, the construction of filter-beds at Vehar, and the laying of the new 24" main from Vehar to Bombay. All these works proved most useful. 4 important roads were provided for the first time with water-mains, and in many parts of the city the old distribution pipes were replaced by others of more accurate dimensions. Deacon's meters for the prevention of waste were extensively used. New quarters were constructed at Chinchpookly for the water-works staff.

In connection with the storm-water drainage scheme sanctioned in 1882, 2 large sewers and an excavation embankment and sluice gates to the Mahalakshmi storm-water reservoir were constructed. These works had an excellent effect in some of the low-lying parts of the city and the perennial nuisance on the Flats was to some extent abated. When the extensive sewers now in progress are completed a better result will probably ensue. Very considerable progress was made with various important new sewers and the work of providing house-connections was almost completed in the Kamátipura District. Several street improvements and valuable road extensions were also carried out. 646 persons were proceeded against before the Magistrates for non-compliance with the building and street provisions of the Municipal Act.

Other Works.

The number of births and deaths and the conditions of public health in the City of Bombay are dealt with in Chapter VI. in common with the other districts of the Presidency. Rs. 9,10,619 were expended upon the Health Department in all. 578 deaths from cholera and 55 deaths from small-pox were registered in the course of the year. No other epidemics occurred and the health of the city was fairly good. The registration of births and deaths was reported to have been slightly improved. 17 additional latrines and urinals were put up and the construction of a Beehive Refuse Destructor was commenced. 5,709 prosecutions were undertaken by the Health Department: the average penalty inflicted was annas 11 pies 5. The number of fires and the extent of damage caused are shown in the Chapter under the heading "Bombay City Police."

Public Health.

This subject is more fully discussed in Chapter VII. The total Municipal contribution was Rs. 24,375. The City of Bombay contained in the year 27 Maráthi and 26 Gujaráti schools.

Education.

DISTRICT MUNICIPALITIES.

The work of the municipalities under the heads of "Protection," "Vital Statistics and Medical Services" and "Instruction" is described in Chapters III, VI, and VII.

The number of municipalities in Sind was reduced from 26 to 25. The total number of Municipal Commissioners was 494: of these 65 only were elected as the elective system under Bombay Act II of 1884 was introduced into the larger municipalities only. The work done by the different municipalities was unequal, but in several towns the elected Commissioners performed their duties with zeal and assiduity.

Sind.

The total municipal income (including balances) amounted to Rs. 13,23,403. Of this the net Octroi receipts amounted to Rs. 5,23,185. Octroi refunds to the amount of Rs. 3,26,752 were granted. The incidence of municipal taxation per head of population was Rs. 1-13-0. The total municipal expenditure was Rs. 7,97,040. This was less than the expenditure of the previous year by Rs. 2,19,553; several large reductions in establishment were effected. The current conservancy and other works were carried on as usual. The construction of drainage works at Haidarabad and Sukkur was proposed towards the end of the year.

The number of municipalities in the Northern Division was 29, a new one having been established at Sanand. The number of Commissioners was 419, of whom 186 were elected. At the first elections held under the new system much interest was shown by the voters. 11 of the municipalities were presided over by non-official members.

Northern Division.

The total municipal income was (including previous balances) Rs. 11,51,459. This was less than that of the previous year (in which considerable loans were obtained by the Ahmedabad and Broach Municipalities) by Rs. 99,826. Of the total income Rs. 4,20,762 were derived from Octroi. The amount allowed as refunds was Rs. 18,753. The incidence of municipal taxation per head of population was Rs. 1-3-4. The total municipal expenditure was Rs. 9,26,261: this slightly exceeded the expenditure of 1884-85. The taking over of the schools caused a good deal of expense and several of the smaller municipalities had to curtail their establishments and revise their schedules of taxation. No important works were carried out, but the question of providing suitable water-supply and drainage works at Ahmedabad engaged serious attention.

The number of municipalities in the Southern Division was 37. The total number of Municipal Commissioners was 512, of whom 224 were elected. The municipal work was done smoothly and well. The total income of the municipalities amounted (including balances) to Rs. 5,41,237. Of this Octroi receipts amounted to Rs. 1,55,082. All the municipalities had refund rules in force, but few applications were received on the whole. Municipal expenditure amounted to Rs. 3,67,838, the transfer of the schools having caused an increase of expenditure to the amount of Rs. 41,450.

Southern Division.

The number of municipalities in the Central Division was 69. The number of Municipal Commissioners was 908: of these 418 were elected. But little vigour was shown on the whole by the municipalities in this Division.

Central Division.

The total municipal income was (including balances) Rs. 15,43,107. Of this Rs. 3,76,027 were derived from Octroi. The incidence of municipal taxation per head of population was Rs. 1-7-2. The total expenditure was Rs. 10,95,008. In 1884-85 the total expenditure was Rs. 9,14,519: the expense of the transferred schools was the main cause of the increase. Several of the municipalities, notably Násik and Dhulia, had large balances to their credit at the end of the year. No new works of a very important nature were constructed. The completion of the Junnar water-works has been elsewhere alluded to.

Military.

The statistics relating to the cost and strength of the Army attached to the Bombay Presidency will be found in Part III. From them it will be seen that the total strength (European and Native) consists of 38,002 fighting men, the strength of the Army having been augmented by 2,060 fighting men during the year. The total cost of all branches of the service for the year was Rs. 2,84,47,642. This exceeded by Rs. 35,71,868 the total cost of the previous year. The increase was chiefly due to war charges.

Artillery.

One battery of horse artillery and one field battery were added to the artillery force in the Presidency during the year. One field battery at Belgaum was transferred to the Madras Army. The artillery force in Bombay at the close of the year consisted of—

2 Horse batteries.	1 Mountain battery.
11 Field " "	5 Garrison batteries.
1 Heavy battery.	2 Native Mountain batteries.

The artillery commands were modified and a reduction made in the number of regimental colonels.

Four 2.5 inch M. L. R. guns were sanctioned for one battery (native) of mountain artillery. In future this battery will be equipped with four 2.5 inch M. L. R. guns and two 7-Pr. M. L. R. guns, 200 lbs., the latter for howitzer fire.

Commands.

The Belgaum District command together with the British troops composing it was transferred to the Madras Army in November 1885.

British Troops.

An additional British infantry battalion was stationed in the Presidency during the year, bringing the establishment up to 9 battalions. The strength of each battalion was augmented by 100 privates.

Native Troops.

Special furlough was granted to the 28th Bombay Infantry on their return from Suakim.

Volunteers.

The formation of a corps of mounted rifles in connection with the Bombay Volunteer Rifle Corps was sanctioned.

Gymnastic.

Gymnastic instruction was carried on systematically at Ahmedabad, Ahmednagar, Belgaum, Bombay, Deesa, Haidarabad (Sind), Karachi, Kirkee, Mhow, Nasirabad, Quetta, and Poona. No instruction was carried on at Aden in consequence of the constant changing of detachments and severity of duties. At Quetta instruction was carried on in the latter part of the year on apparatus the property of the Oxfordshire Light Infantry. The gymnasium there is not yet completed. Ahmednagar has an out-door gymnasium only.

During the year 15 officers, 99 non-commissioned officers, and 3,449 men were fully instructed and dismissed in gymnastics. 110 officers, 49 non-commissioned officers, and 214 men were fully instructed and dismissed in fencing. The numbers would have been larger but for the constant changing of stations and severity of duties generally during the year. Classes were formed in the several native regiments for the instruction of the European officers in single-stick practice and loose play: 78 officers were dismissed the practice during the year.

At all stations where baths are available swimming classes have been formed. 76 men were instructed in swimming during the year.

The voluntary attendance at gymnasiums during the year was 492 officers, 11,178 non-commissioned officers, and 49,296 men. The attendance exceeded that of the previous year by 3,355 non-commissioned officers and 11,767 men.

Garrison Instruction.

Two courses of garrison instruction were held in Poona during the year. The first consisted of 15 officers, of whom 14 qualified, and the second of 13 officers. The result of the examination of the second course was not known at the end of the year.

80 non-commissioned officers and men of British regiments and 188 non-commissioned officers and men in native regiments were instructed in gabion and fascine-making during the year.

Musketry.

The British musketry regulations of 1884 were altered in several important respects during the year and the training rendered of a still more practical kind. Additional ammunition was allowed by Government for volley-firing at extreme ranges, and field firing. A supply of Moriss' aiming tubes for both Martini and Snider rifles was received during the year and 4 Martini tubes were issued to each British regiment and 1 Snider tube to each Native regiment: 5,000 cartridges were supplied with each tube. The results of practice with these tubes were excellent. A school of musketry on the Hythe system was assembled during the year at Mhow for a 6 weeks' course. The class consisted of 24 officers, 16 non-commissioned officers, with 6 serjeant instructors. 20 officers and the whole of the non-commissioned officers obtained certificates. One serjeant instructor was granted a certificate.

In consequence of the transfer of Belgaum to the Madras Army the head-quarters of the 3rd musketry circle were moved from Belgaum to Karachi during the year. The 13th annual central rifle meeting was held at Poona in October 1885, and was very successful.

This yearly assembly of picked shots from regiments for competition for prizes causes much emulation amongst the various corps and is a great incentive to the formation of regimental rifle clubs.

All European officers belonging to corps in India, both British and Native, were ordered to undergo a course of revolver practice annually. The shooting of the native army improves yearly.

During the year 7 officers and 11 men, British troops, and 6 officers and 25 men, Native troops, qualified as Instructors and Assistant Instructors in army signalling. Army Signalling.

British Troops.—The average number of men on the school books was 1,467. This was less by 346 than the number of the previous year. The average daily attendance was 783. The decrease in numbers is partly due to the exclusion of the Belgaum brigade and to the better standard of education among the men now enlisted. There were 1,541 candidates for school certificates of whom 1,160 were successful. 76 per cent. of the British troops in the command held certificates of education. Two men passed in Sindhi, higher standard, and 108 in Urdu, lower standard. One Army school-mistress and two school-masters also passed the lower test in Urdu. One school-master passed in Sindhi (lower standard) and one in Persian, both lower and higher standards. Schools.

The average number of children of all ages on the school books was 502. The daily average attendance was 394.

Native Troops.—The number of native soldiers under instruction throughout the year was 3,293, the daily average attendance being 1,897. Except in the case of recruits, attendance is purely optional. The number is less than that of the previous year. The number of certificates awarded was 1,358. The total number of men holding certificates in the infantry regiments and in the Sappers and Miners was 4,803. The number of boys on the school books was 1,872, and their average daily attendance 1,520.

Girls' Schools.—These classes are always affected by the movements of the troops. Corps going to Quetta or to Aden have invariably to close them altogether. 15 schools were open on 1st January 1886: the number of pupils was 367. Sewing is the only subject in which the girls obtain proficiency.

Military Normal School.—18 pupils left this institution for training school-masters during the year and 17 joined it, the number on the books being 28 at the close of the year. Two pupils passed with certificates as vernacular masters during the year, and 12 qualified as teachers of English.

The Veterinary Department of the Bombay Army consists of 3 administrative and 10 executive officers. The administrative officers comprise the superintendents of horse-breeding operations in India and in the Bombay Presidency. The Veterinary Surgeon at Belgaum was transferred to the Madras establishment during the year. Veterinary.

Farcy was detected among the horses of the 3rd Bombay Cavalry at Neemuch during the year. All the animals belonging to the regiment were carefully inspected and 25 destroyed. The result was satisfactory. 3 cases of glanders occurred during the year. All the animals that embarked for or were disembarked from Suakim were carefully inspected. The skin disease among the horses at Deesa was fast disappearing during the year. The remounts received during the year were of good stamp and gave satisfaction. 1.77 per cent. of the horses of the British mounted corps died during the year against 2 per cent. in 1884-85.

Military works other than those of a very minor character are noticed in Chapter IV (Public Works, Military). The location of an additional British infantry regiment at Poona rendered the re-occupation of the Ghorpuri barracks necessary. Further efforts were made to improve the sanitary conditions of these barracks and of the locality. The native infantry lines at Belgaum and Dhárwár were made over to the Madras Army. Native lines at Mhow, Sátára, and Deesa were under construction. Accommodation for troops.

The fort of Wajragarh near Purandhar was improved during the year. Progress was made with the harbour defence works at Bombay and Aden. Fortifications.

The Rajputána-Málwa Railway was used for the conveyance of troops as far as the limited supply of rolling-stock of the line would allow. The G. I. P. Railway was used as occasion required. Rail movements.

Twelve outward and homeward voyages of Her Majesty's troopships were made during the season. The last troopship was utilized for the transport of troops from the Cape to England. Seven troop freight ships and hired transports were employed in bringing out the additional corps and drafts to India during the year. Troopships.

The following troops proceeded to Burma during the year:— Burma.

No. 1 Mountain Battery.	1st Grenadiers Bombay Infantry.
„ 2 Company Sappers.	7th Regiment „ „

The cultivation of flower and vegetable gardens by soldiers was carried on wherever practicable. Tree-planting was also carried on as far as funds and local circumstances would permit. Miscellaneous.

8 Lock hospitals were worked during the year with satisfactory results. The results of the experimental closure of 3 of these hospitals were unsatisfactory. Lock Hospitals.

Taxation under the Cantonment Act III of 1880 was in force in Aden, Ahmedabad, Ahmednagar, Baroda, Deesa, Devlali, Haidarabad, Jacobabad, Kirkee, Karachi, Malegaon, Mhow, and Poona. The cantonments of Jacobabad and Mhow were added to the list during the year. The establishment of cantonment taxation has relieved Government of grants in aid of cantonment funds, and has enabled better progress to be made in sanitary and other improvements. Surveys of the Baroda, Deesa, Neemuch, Poona, and Haidarabad *sadar* bazars were completed or were in course of completion during the year. The country round Aden was being surveyed. A survey of the Fort of Rani Kot in Sind was completed during the year.

Marine.

BOMBAY.

The work of the Bombay Shipping Office during the year was again brisk. The following table summarises the work done by the office:—

Number.	Item.	1884-85.	1885-86.
1	Number of European seamen shipped and discharged ...	4,537	4,988
2	Number of Native do. do. ...	45,403	46,355
3	Number of distressed seamen sent to the United Kingdom ...	40	35
4	Number of distressed seamen subsisted at the Sailors' Home ...	34	45
		Rs.	Rs.
5	Amount of deposits of European seamen left in Hospital and Jail ...	5,645	8,794
6	Amount of deposits of Native do. do. ...	539	2,110
7	Amount received on account of estates of deceased European seamen ...	1,208	3,218
8	Amount received on account of estates of deceased Native seamen ...	2,657	5,076
9	Amount of wages deposited by European seamen on discharge ...	10,277	22,250
10	Amount of wages remitted to the United Kingdom through the seamen's money order office ...	4,458	10,378
11	Total receipts ...	45,550	47,794
12	Total expenditure ...	18,265	18,345

The increase during the year in the number of seamen shipped and discharged was mainly attributable to causes such as the transfer from one agreement to another of the crews of four British India steamers and to the discharge at Bombay of 25 shipwrecked seamen, owing to the foundering of the vessels to which they had belonged. The number of native seamen shipped and discharged increased by 952. The demand for native seamen increases every year. The preference for natives on the part of ship masters and owners is partly due to the general misconduct of European crews and to the fact that nearly double the number of native seamen can be obtained for the same total wages. Again, with native crews a large item of the ship's working expenses is paid in rupees. All objections on the part of Hindu seamen to go to England have entirely disappeared and there is no difficulty in procuring crews for either London or Liverpool.

14 European seamen died in hospital in Bombay during the year and 26 died afloat.

The large increase in the amount of money remitted to the United Kingdom through the sailor's money order office was partly attributable to the arrival of a steamer with an agreement that had lapsed by time involving the discharge and re-engagement of the entire crew. Many of the crew demanded and received a free passage to England at the owner's expense, remitting their wages through the shipping office to the amount of Rs. 2,609.

The sum deposited on account of the estates of deceased native seamen was unusually large owing to the deaths of 44 native seamen employed on the "Speke Hall" which foundered in the disastrous cyclone of June 1885.

ADEN.

During the year 1,704 vessels visited the port of Aden against 1,633 in 1884-85. The following statement shows in detail the arrivals for the past three years:—

	1883-84.	1884-85.	1885-86.
Royal Navy ...	22	56	32
Troopships ...	8	3	7
Indian Marine vessels ...	20	50	28
British hired transports ...	1	40	76
Foreign men-of-war ...	54	81	105
Foreign troopships ...	34	35	15
Foreign hired transports	2	4
Colonial Government vessels, &c. ...	4	7
Merchant steamers ...	1,657	1,352	1,433
Merchant sailing vessels ...	6	7	2
Pleasure yachts	20
Total ...	1,808	1,633	1,722

The establishment of the coal depôt at Perim tends to diminish the number of vessels calling at Aden.

The Perim and Marshag light-houses and the harbour floating light were maintained in good order throughout the year. The new revolving light on board the Aden light ship was exhibited on May 1st, 1885. The light is caloptric with interval of flash 20 seconds, and is visible 10 miles in clear weather. The occulting light at Obstruction Point, Perim, was exhibited from June 1st, 1885; some alterations were necessitated owing to certain defects which were observed.

33 casualties were reported during the year. 7 of these were caused by the violent cyclone of June 1885, in which one vessel, the 'Fatel Bari,' foundered. Many minor casualties occurred among the smaller craft during this cyclone. In the previous year 18 casualties were reported.

77 European seamen were engaged and 110 discharged. 8 were reported dead, 2 deserted, and the estates of 6 were adjusted. 256 native seamen were engaged and 159 discharged. 98 distressed seamen were sent to the United Kingdom, 17 to India, and 1 to Malta. 28 applied for relief. Shipping Office.

27 protests were noted of which 18 were extended by commanders of square-rigged vessels and country-craft. 3 certified copies of protests and 2 affidavits were made.

42 native passenger ships touched at Aden with 21,977 passengers on board. 3,705 passengers were landed and 367 embarked.

The amount of fees realized during the year was 1,123. In the previous year Rs. 579 were realized.

314 steamers called at Perim during the year. 10 casualties were reported. 2 European seamen were engaged, 14 discharged, 4 reported dead, and 1 deserted. One native seaman was engaged. Four protests were noted and six affidavits made. Perim.

The bill for the establishment of a Port Trust at Aden was under preparation in the Legislative Department during the year. Port Trust Bill.

BOMBAY PORT TRUST.

The actual revenue of the Bombay Port Trust for 1885-86 amounted to Rs. 43,16,080, considerably exceeding the estimate. The expenditure, including interest on debt, amounted to Rs. 37,42,414, and there was consequently a surplus of revenue over expenditure of Rs. 5,73,666. The total surplus revenue since 1882-83 amounts to Rs. 12,96,943. Of this the previous surplus balances were with the permission of Government invested, and the balance of this year will probably be invested also. The whole will form a "Reserve Fund." The surplus for 1885-86 was considerably greater than that for the year previous, although smaller than the surpluses of 1881-82 (Rs. 8,73,080) and 1883-84 (Rs. 6,21,941). In 1882 the dock and *bandar* rates were reduced and a reduction of Rs. 1,90,000 revenue caused, in 1883 the port dues were decreased and a reduction of Rs. 51,250 revenue caused, and in 1884 dock dues on shipping were reduced and a reduction of Rs. 24,375 revenue caused. These changes account for the substantial decrease of revenue since 1881-82. Revenue Account.

Under almost all the items of revenue an increase took place during the year. The revenue derived from the Prince's Dock which stood at Rs. 14,59,421 in 1881-82 and at Rs. 17,21,144 in 1884-85 amounted to Rs. 19,82,666 during the year. Under other items the increase of revenue was steady but less marked. The traffic returns of the year show a net increase of 223,545 tons in goods charged for by the ton and of 86,526 packages in goods charged for by the package. Among the different classes of goods imported there was a large increase in piece-goods, kerosine oil, coal, and timber, and a decrease in iron and machinery, cotton, and sugar. Among the exports there was an increase in grain and seeds, twist and yarn, coal, and kerosine oil. Cotton exhibited a falling off, the amount exported being less than the amount exported in the previous year by 172,584 bales.

The total expenditure of the Trust for the year amounted to Rs. 37,42,414. This is higher than the expenditure of any year since 1881-82. Of the total sum expended Rs. 1,41,433 were expended on general charges, and Rs. 5,26,593 on *Bandar* properties. The revenue account expenditure on Prince's Dock amounted to Rs. 8,67,776. Rs. 1,36,559 were expended on rents and Rs. 16,53,091 paid on the interest account. Of this latter sum Rs. 12,23,290 were paid to the Government on account of the capital debt. The rest was paid as interest on securities issued to foreshore proprietors and on debenture loans. Rs. 1,67,077 were expended on the Port Department, and Rs. 49,683 on new works chargeable to sinking fund. Expenditure.

The total capital liabilities of the Port Trust amounted at the close of the year to Rs. 4,16,69,896, of which Rs. 2,80,10,889 were due to Government. The total value of the Port Trust property and assets under capital account was Rs. 4,25,73,678. Capital account.

Rs. 18,84,838 were expended on capital account during the year. Of this sum Rs. 17,66,566 were expended on the Dock extension works. Money was found for the expenditure by obtaining a temporary loan of 12 lakhs of rupees from the Bank of Bombay and an advance of Rs. 5,66,243 from revenue. The capital expenditure on Prince's Dock amounted to Rs. 8,679 and was met by an allotment from the sinking fund.

After somewhat protracted deliberations it was determined that the amount of the dock extension loan should be raised by Government in India and lent to the Port Trust. The widening of the dock entrance will be included in the extension scheme. The rate of interest payable by the Port Trust will be the actual rate of borrowing plus 1 per cent. for sinking fund. Dock Extension Loan.

Extension under
the Loan.

The dock entrance will accordingly be widened to 80 feet, and made 2 feet deeper. The question of locating a dry dock suitable for men-of-war was not determined. Thanks to the establishment of a reserve Fund from past balances of revenue the Port Trust have been enabled to carry on the extension scheme uninterruptedly ever since the Engineer's plans were ready. During the current year the works effected in connection with the dock extension scheme were as follows:—

Completion of the dams across the old Nicol and Masjid Basins, and also of the main dam constructed in order that the entrance and outside walling might be carried on. Good progress was made with excavations and 4,046 feet of walling were brought up to a level of 79 feet. The total length of walling inside the dock will be 7,421 feet and the quay level is 91 feet. Progress was made with the removal of the rock in front of the entrance of the new dock. This work is very heavy. The amount expended on dock extension works up to March 31st, 1886, was Rs. 18,61,696, of which Rs. 16,80,032 were paid to contractors.

The Mody Bandar was completed during the year out of the capital account. Its cost amounted to Rs. 1,09,592. The upper warehouse in connection with the Dock extension was also completed out of capital account. Its cost was Rs. 99,485. Several sewers and drains were constructed or altered during the year and some efforts were made to improve the sanitary conditions of the foreshore.

In the course of the year the Trustees endeavoured to issue debentures to the amount of ten lakhs of rupees bearing interest at 4 per cent. Their previous 4 per cent. loan had been taken up in 1883 at 99, but Rs. 1,68,000 only of this year's loan were taken up at the end of the year, and that at 86. The debentures already issued by the Trust amount to Rs. 33,03,876. The debt due to Government amounts to Rs. 2,80,10,889 and the foreshore securities on which interest is guaranteed by Government amount to Rs. 75,42,800:

The following statements show the total receipts and disbursements for 1885-86:—

Receipts.		Securities.	Cash.
		Rs. a. p.	Rs. a. p.
Opening Balance on 1st April 1885		10,50,476 2 9	12,02,627 10 2
Gross Revenue Receipts, General Account, from 1st April 1885 to 31st March 1886			41,15,881 8 4
Deposits from Merchants and others, &c., received during the year—			
Deposits from Contractors		1,17,500 0 0	1,23,246 1 1
Securities from Trustees' employes		5,000 0 0	
Provident Funds—			
General Account	Rs. 41,077 14 9		
Pilotage Account	10,637 5 8		
Land sold at Colaba	Rs. 35,411 9 4		51,715 4 5
Do. at Mody Bay, Port Trust Estate	260 0 0		
	Rs. 35,671 9 4		
Inner Light Vessel "Colaba," sold	4,500 0 0		46,971 9 4
Sheds, sold	6,800 0 0		3,760 3 0
Foreshore Securities, Siwri Bandar Properties, cash recovered			1,22,180 15 7
Replacement of Pilot Schooners, Dredging plant, &c.			1,68,000 0 0
Debenture Loan of 1885			12,00,000 0 0
Bank of Bombay, amount of Loan			
Total ...Rs.		11,81,976 2 9	71,24,383 3 11
Disbursements.		Securities.	Cash.
		Rs. a. p.	Rs. a. p.
Paid Interest to Government on 1st April 1885			12,24,594 9 7
Expenditure on Revenue Account during year 1885-86 (Rs. 49,683-2-6 expended on New Works chargeable to Sinking Fund included in Capital Works expenditure below)	Rs. 34,92,531 15 9		
Hospital dues on Shipping, Health Officer's salary, &c., charged but not paid	Rs. 28,138 0 0		
Amount of interest on debt due to Government payable on 1st April 1886	Rs. 12,23,290 1 4		
Unclaimed interest payable to Debenture-holders	Rs. 693 5 4		
	12,52,121 6 8		
Expended on Capital Works			22,40,410 9 1
Arrears of interest paid to Debenture-holders and sundry other payments.			18,41,558 6 11
Deposits returned		10,200 0 0	26,866 7 11
Kirby and Company's retention (invested)			96,750 0 0
Paid Government in reduction of Capital Debt...			46,971 9 4
Suspense Account, discount on issue of Debenture Loan of 1885			22,520 0 0
Amount of Securities in the Bank of Bombay and in hand		11,71,776 2 9	
Cash balance in the Bank of Bombay and in hand		11,81,976 2 9	54,99,671 10 10
			16,24,711 9 1
Total ...Rs.		11,81,976 2 9	71,24,383 3 11

The usual works were maintained in a satisfactory condition throughout the year. Special arrangements were made for the landing and forwarding of stores of the Southern Marátha Railway and of the State Railway of H. H. the Nizam. 15 accidents to vessels occurred in the Prince's Dock; none of the accidents caused serious damage. The liability of the Port Trust to municipal taxation was fixed at Rs. 1,61,190 per annum for the next 3 years.

KARÁCHI HARBOUR BOARD.

The total receipts of the Karáchi Harbour Board for 1885-86 amounted to Rs. 10,93,680 Receipts. against Rs. 8,62,296 in 1884-85. The receipts under the different heads were as follows:—

	Rs.
Opening balance	2,95,305
Port, Pilot, and Wharfage receipts	6,97,898
Amount received from Government for dredging the Harbour	87,255
Advance and Deposit accounts	4,722
Contribution from Sind, Panjab, and Delhi Railway	8,500
Total	10,93,680

The receipts from the Port and Pilot Fund rose from Rs. 1,69,180 in 1884-85 to Rs. 2,01,759. As explained in Chapter IV, there was a large increase in the trade of the port during the year and port dues and pilotage and mooring fees consequently increased. The receipts from the wharfage fund showed a still more striking increase from the same cause. They amounted to Rs. 4,96,139 against Rs. 2,95,806 in the previous year.

The total expenditure of the year amounted to Rs. 6,69,814 and the closing balance of Expenditure. the year amounted to Rs. 4,23,866. The expenditure on revenue account amounted to Rs. 4,22,888. On the 10-lakh loan account Rs. 1,05,707 were expended, principally on new works. Rs. 87,255 were spent on dredging the harbour, Rs. 41,015 on advance account, Rs. 11,844 were spent in carrying out certain works for the S. P. & D. Railway Company, and Rs. 1,103 on minor heads. The expenditure on the Port and Pilotage service (Revenue account) amounted to Rs. 1,46,247, that on the wharfage service (also Revenue account) to Rs. 2,76,641. The expenditure on the former services exceeded and on the latter service was less than the respective amounts expended in 1884-85.

In the course of the year the sanction of the Government of India was given to the advance by the Bombay Government of the balance (about 7½ lakhs) of the 10-lakh loan to the Harbour Board. The Board had been unable to raise the loan in the open market. The first instalment of the loan was not taken up until after the close of the year and will consequently be shown in next year's accounts.

The number of square-rigged vessels that entered and left the port during the year Shipping. was 829 against 723 in the previous year, the increase in the number of vessels being 106. The tonnage of the square-rigged vessels that entered and left the port in the two years was as follows:—1884-85, tons 404,489; 1885-86, tons 489,429; increase in 1885-86, tons 84,940. The increase was large and significant.

As explained elsewhere the work for Government was very heavy during the year. The number of troops and followers embarked and disembarked was 9,277; the number of horses, mules, ponies, and bullocks embarked and disembarked was 5,151. 1,248 packages of gunpowder, 2,203 of blasting powder, and 3,155 cases of dynamite were landed during the year. Treasure to the value of 85 lakhs and 99 boxes of small silver and copper coin were landed for the Currency Department.

There are 12 landing places and wharfs, at almost all of which there was increased Wharfage. traffic during the year. The native jetty and the Merewether pier are the most important landing places. The receipts at the former exceeded those of the previous year by Rs. 37,305, while the receipts at the Merewether pier showed an advance of Rs. 1,12,268. Government stores and material are landed at the Merewether pier. The native jetty is used mainly for the embarkation of wheat. There was an increased traffic during the year of 74,458 tons in wheat, and other grains.

Native craft using the native jetty during the year numbered 3,185 with a tonnage of Revision of fees and dues. 109,800 tons; there was an advance of 334 in the number of vessels and 9,091 tons in the quantity of tonnage.

Wharfage fees on *bond-fide* fishing boats were remitted during the year, and country Works. craft discharging firewood were also exempted. Port dues were reduced from 4 to 3 annas per ton. Pilotage fees were also reduced.

The chief works in connection with the harbour carried on during the year were as follows:—

Dredging the harbour was carried on at a total cost of Rs. 1,36,218. The Bombay Government contribute a lakh annually for this work. The remaining expenditure was defrayed partly from current revenue and partly from the 10-lakh loan. The expenditure on dredging will probably be considerably reduced when the removal of Deep-Water Point and the curved extension of East Pier are finished. These works now approach completion, Extensive subsidiary works (construction of railway line, setting up of 2 steam cranes, establishment of a clock and time-ball and of an electric light apparatus) were carried out

on the Merewether pier. A crane and wharf were provided for the port department at Manora and a fresh magazine for explosives was built. These minor works were carried on with current revenue.

The necessary material for the ship wharf was ordered from England. Good progress was also made with the Boat wharf.

The following proposals for the extension of the harbour were submitted during the year:—

	Lakhs.
Further extension of the ship wharf northwards from Keamari to accommodate 3 large steamers	10½
Extra deepening of the entrance channel, &c.	5
Total	15½ lakhs.

The sanction of the Secretary of State to the advance of a loan for these purposes is still awaited.

The total expenditure on works connected with the harbour during the year was Rs. 4,06,957. Of this sum Rs. 2,45,607 were defrayed from current revenue (including the annual Government grant for dredging), and Rs. 1,05,707 from the 10-lakh loan. Repairs, establishment, tools and plant, &c., account for the balance of expenditure: it is not stated from what sources these were met.

Accidents.

An abnormally high tide early in June caused some damage to the stone facing at Manora Point.

Karachi Port Trust Bill.

The bill for the creation of a Port Trust at Karachi similar to the Bombay Port Trust was under consideration during the year and by the close of the year the draft bill was almost completed.

CHAPTER IV.—PRODUCTION AND DISTRIBUTION.

Agriculture.

THE Director of Agriculture was appointed a member of the Forest Commission elsewhere alluded to, and his time consequently was much occupied. In the course of the year an European officer from the Survey Department was transferred to the Agricultural Department. This officer was employed in supervising the establishment of circle inspectors whose duty it is to maintain the record of the revenue survey after the introduction of the revision settlements. This establishment worked during the year in two Collectorates only, Bijápur and Dhárwár.

The extent of the area assigned to each of the circle inspectors in the Bijápur and Dhárwár Collectorates was on the average 115 square miles comprising 29 villages with an average total area of 52,801 acres of cultivated land and an average population of 19,300. Of 1,123 references in all which came up for disposal, the circle inspectors disposed of 628 only and their work was heavily in arrears at the close of the year.

The reply of the Secretary of State for India regarding the consignment of pod shells of the *bábhul*—*Acacia arabica*—despatched for the opinion of experts in the previous year was not altogether of an encouraging nature. Opinions of experts as to the amount of tannic acid contained in the pod shells differed considerably. Valuations of the pod shells varied from £9 to £10 per ton. Several useful experiments were made with a view to determining the sterilizing influence of trees, and more particularly of the *bábhul* tree when planted close to crops. It was found that the *bábhul* had undoubtedly a most sterilizing effect and that the general disfavor with which the existence of the tree in their fields was regarded by the *rayats* was perfectly well founded. Linseed, wheat, and gram were discovered to be the crops that suffered most from shade. Few applications were received under the rules under which the formation of special *bábhul* plantations is facilitated.

Ráb experiments were carried on by the Director as in former years. The reports were forwarded to Government and remarks on them will be found in the report of the Forest Commission which will be published shortly.

Again, in reference to irrigation it was proved by experiment that the means selected by the ordinary cultivator and to which he has been guided by local experience derived from the practice of centuries are the best and cheapest. Several useful and important projects for draining valuable lands in the Ahmedabad and Broach Collectorates had to be abandoned for want of funds.

The Bhadgaon farm suffered from a short and unseasonable rainfall, and cotton, the staple crop, was but poor. Other crops of minor importance were better. The total deficit of the year in respect of the farm was Rs. 2,341. At the Haidarabad farm the season was much better and good crops resulted. The deficit in respect of this farm was Rs. 2,945. The Ahmednagar District Local Board showed some enterprise in sending to the Bhadgaon farm a *Kunbi* apprentice.

Experiments of a preliminary nature were carried on at the farms to test the value of cow-dung as a manure before and after it has been used for fuel. Lois Weedon experiments were also carried out. The use of carbolic acid pickle in a bad smut year at Bhadgaon gave excellent results. Double-cropping experiments at Bhadgaon tended to show that if the season turns out to be poor linseed and gram may be with advantage intersown with cotton that has been sown already. The local custom in such cases is to uproot the cotton crop altogether and substitute late *jowári* or some other late crop.

Various experiments with selected seeds were carried out. Plots sown with selected *bájrí* seed gave a yield better by 300 lbs. per acre than the yield from *bazár* seed. The introduction of a class of white beans from Europe was attended with considerable success. An experiment with mangolds at the Haidarabad farm was fairly successful.

The Nadiád farm is a private institution managed by practical agriculturists. It holds a biennial agricultural show, circulates a useful agricultural pamphlet, and has established an agricultural class at the Kaira High School. It has also established a shop for selling seeds: the best seeds obtainable are purchased and sold at cost price.

General distribution of hand-picked selected wheat seed was held in abeyance. Some 10 tons were distributed and sown in 4 *tálukás* of the Bijápur and Belgaum Districts, but the results were no better than the results obtained from sowings with local seed. Some 12 tons were distributed in 3 Collectorates in Sind. Here again no marked success resulted, and it was pretty well established that at any rate for the first year the local variety of seed more than holds its own against imported varieties. This fact alone greatly deters cultivators from giving the selected seeds a trial. Experiments with seeds imported from Europe were hardly successful. A steam wheat thresher purchased for the Agricultural Department was landed at a cost of Rs. 5,507. Experiments showed that the machine worked well with gram and linseed as well as with wheat.

Circle Inspector:

Measures of Protection.
Arboriculture.

Ráb experiments.

Irrigation.

Agricultural Experiments.

Nadiád Farm.

Wheat.

was watched with interest by several firms and a project was formed for forming a company to import machines and work them for hire.

Cotton.

An experiment with the saw-gin for cleaning indigenous cotton was attended with much success at Haidarabad. The cotton thus cleaned was sold for Rs. 15 per maund against Rs. 13-8-0, the price at which ordinary cotton was selling. Promising results were obtained from the distribution of Dhárwár seed in the Bijápúr District. 1,680 lbs. of Louisiana and Memphis cotton seed were distributed, principally in the Southern Marátha Country, towards the close of the year.

Forecasts.

Forecasts of the wheat and cotton crops were forwarded monthly from October until March. Uniformity and regularity were secured. The total area under cotton was 49,14,908 acres and the out-turn 8,13,432 bales. The area under wheat was 29,69,539 acres and the out-turn 7,27,400 tons.

Miscellaneous.

Experiments with the Nadiád tobacco were not attended with success, but the defects that prevent the tobacco from commanding a good sale in the European market may yet be overcome. The cultivation of arrowroot was continued by two enterprising gentlemen. Cultivation of indigo in Gujarát is extending itself again. Other experiments were carried out with the Manilla Hemp, the Manilla Tamarind, the Date Palm, the *Pinus Australis*, and the Barilla Plant. The latter did well on the Nadiád farm.

Sugar.

The sugar refinery at Poona remained closed, and the date palm sugar experiment was postponed. At the request of the German Consul, information respecting the cultivation of sugarcane and manufacture of sugar was collected from all parts of the Presidency.

Ensilage.

No further ensilage experiments were conducted by the Director of Agriculture. The silage extracted from silos previously closed showed considerable wastage. One or two good results were obtained.

Improved
agricultural
implements.

The steam wheat thresher has been already alluded to. The Poona 3-roller sugarcane mill was patented: several of these mills which were let out for hire were appreciated. A McOnie mill from England exhibited at the Bhadgaon farm won much appreciation. Private enterprise in connection with sugarcane mills was brisk. Ploughs of various kinds were exhibited at the farms with more or less success. The bone mill was worked at the College of Science farm. Several other implements were also supplied to that farm by the Secretary of State. A collection of all the principal implements of husbandry was forwarded by the Director of Agriculture to the Indo-Colonial Exhibition at London.

Cattle disease.

It was decided in the course of the year that legislation to prevent the spread of cattle disease was for the present inexpedient.

Agricultural
statistics

The Agricultural Department was able to submit for the first time statistics of a very valuable nature concerning cultivated and uncultivated areas, crops, irrigation, agricultural stock, rainfall, and trade, rail-borne and road-borne. Of the total number of villages in the Presidency proper 17,476 are surveyed *rayatwári* villages and 1,440 are Government villages other than *rayatwári*. It was frequently found impossible to return correctly the total area in consequence of the intermingling of villages belonging to Native States, and in many ways the statistics were admittedly imperfect. Alienated villages when surveyed were included in the statistical returns and excluded when not surveyed.

Cultivated areas.

The following table summarises the prescribed returns 1 and 2, relating to cultivated and uncultivated areas. It may be compared with advantage with the returns relating to waste lands given in Chapter II. It will be seen that the discrepancy in the returns relating to culturable waste land in the Ahmednagar Collectorate is very great:—

DISTRICT.	Percentage on gross area of area for which statistics are not available.	PERCENTAGE ON NET AREA FOR WHICH STATISTICS ARE AVAILABLE, OF AREAS.					Forest.
		Cultivated.		Uncultivated.			
		Actually cropped.	Current fallows.	Available for cultivation.	Not available for cultivation.		
A.—PRESIDENCY PROPER.							
<i>I.—Gujarát.</i>							
1. Ahmedabad...	...	54	23	4	19	...	
2. Kaira	9	75	4	9	12	
3. Páñch Maháls	26	32	12	41	9	
4. Broach	2	60	9	4	27	
5. Surat	3	47	24	7	18	
	Average ...	6	56	17	9	17	
<i>II.—Dekkhan.</i>							
6. Khándesh	7	55	5	18	12	
7. Násik	4	54	11	9	10	
8. Ahmednagar	2	63	10	5	10	
9. Poona	1	61	11	2	15	
10. Sholápur	3	72	11	5	9	
11. Satára	4	60	14	2	10	
	Average ...	4	60	10	8	11	

DISTRICT.	Percentage on gross area of area for which statistics are not available.	PERCENTAGE OF NET AREA FOR WHICH STATISTICS ARE AVAILABLE, FOR AREAS.					Forest.
		Cultivated.		Uncultivated.		Forest.	
		Actually cropped.	Current fallows.	Available for cultivation.	Not available for cultivation.		
A.—PRESIDENCY PROPER—continued.							
<i>III.—Bombay Karnatak.</i>							
12. Belgaum	1	60	12	6	7	15	
13. Bijapur	1	72	9	9	6	4	
14. Dhárwár	3	71	9	3	7	10	
Average ...	1	68	10	6	6	10	
<i>IV.—Konkan.</i>							
15. Thána	2	21	20	8	24	27	
16. Kolába	2	33	21	8	28	10	
17. Ratnágiri	100	
18. Kanara	14	10	4	2	18	66	
Average ...	34	20	14	6	23	37	
Average for the Presidency Proper ...	9	55	11	8	13	13	
B.—SIND.							
19. Karáchi	59	13	14	16	53	4	
20. Haidarabad... ..	37	14	25	44	17	...	
21. Shikárpur	29	20	17	34	20	9	
22. Upper Sind Frontier	57	20	33	33	9	5	
23. Thar and Párkár	100	
Average ...	62	16	21	35	24	4	
Average for the Presidency ...	27	49	13	12	15	11	

The proportion of land still available for cultivation was considerably higher in the Panch Maháls and Khándesh Collectorates than in the other Collectorates of the Presidency proper. In Sind a large number of Government villages were excluded as the unsurveyed area was extremely large. The area under Forests constituted 11 per cent. of the total area of the Presidency (including Sind), or 13 per cent. of the area of the Presidency proper. The percentage (37) of forest area was extremely high in the Konkan Collectorates, and as high as 66 in Kanara. The area under current fallows was particularly large in the Surat, Ahmedabad, Thána, and Kolába Collectorates. In the Surat Collectorate an extensive area is kept under grass. In the Thána and Kolába Collectorates the conditions of local dry-crop cultivation on uplands require long fallows.

The following table shows (in percentages) the area of cultivated land under food and export staples:—

Percentage of Food Crops and Non-Food Crops on Gross Area cropped.

No.	District.	FOOD CROPS.									NON-FOOD CROPS.			TOTAL.		
		Cereals.								Pulses.	Others.	Cotton.	Oil-seeds.	Others.	Food Crops.	Non-food Crops.
		Jowári.	Báji.	Paddy.	Wheat.	Coarse Grains.	Others.	Total.								
1	2	3	4	5	6	7	8	9	10	11	12	13	14	15	16	
A.—PRESIDENCY PROPER.																
<i>I.—Gujarát.</i>																
1	Ahmedabad	21	15	6	18	3	1	64	8	1	24	3	...	73	27	
2	Kaira	11	28	16	3	23	2	83	9	1	1	2	4	93	7	
3	Panch Maháls	1	15	17	1	10	28	72	17	10	1	89	11	
4	Broach	19	2	5	16	1	...	43	10	1	44	2	...	54	46	
5	Surat	21	1	20	6	10	...	58	15	2	17	7	1	75	25	
	Average ...	17	14	11	11	8	4	65	10	1	19	4	1	76	24	
<i>II.—Dekhan.</i>																
6	Khándesh	19	22	1	12	1	...	55	7	...	23	13	2	62	38	
7	Násik	5	37	2	17	11	1	73	11	1	...	15	...	85	13	
8	Ahmednagar	38	33	...	11	1	1	84	8	...	1	6	1	92	8	
9	Poona	39	31	3	5	5	...	83	6	2	...	8	1	91	9	
10	Sholápur... ..	67	8	1	3	...	1	80	6	1	...	11	2	87	13	
11	Satára	28	31	2	4	7	2	74	16	1	1	4	4	91	9	
	Average ...	33	27	1	9	3	1	74	9	1	5	10	1	84	16	

Percentage of Food Crops and Non-Food Crops &c.—continued.

No.	District.	FOOD CROPS.									NON-FOOD CROPS.			TOTAL.		
		Cereals.								Pulses.	Others.	Cotton.	Oil-seeds.	Others.	Food Crops.	Non-food Crops.
		Jowári.	Bájrí.	Paddy.	Wheat.	Coarse Grains.	Others.	Total.								
1	2	3	4	5	6	7	8	9	10	11	12	13	14	15	16	
A.—PRESIDENCY PROPER —continued.																
III.—Bombay Karúatak.																
12	Belgaum	44	8	6	5	4	6	73	11	1	8	5	2	85	15	
13	Bijápur	60	10	...	6	...	1	77	7	1	6	8	1	85	15	
14	Dharwár	33	...	7	11	6	1	58	11	1	23	4	3	70	30	
	Average ...	47	6	4	7	3	3	70	9	1	12	6	2	80	20	
IV.—Konkan.																
15	Thána	62	...	22	...	84	9	1	...	4	2	94	6	
16	Kolába	53	...	35	3	91	6	1	...	2	...	98	2	
17	Ratnágiri	
18	Kunara	1	...	80	...	2	...	83	3	13	4	96	4	
	Average	63	...	24	...	87	6	3	...	3	1	96	4	
	Average A. ...	33	18	6	8	5	2	72	9	1	9	7	2	82	18	
B.—SIND.																
19	Karáchi	15	4	42	16	...	2	79	8	1	...	11	1	88	12	
20	Haidarabad	18	38	7	6	...	1	70	3	2	12	11	2	75	25	
21	Shikárpur	17	1	37	20	...	1	76	13	2	1	7	1	91	9	
22	Upper Sind Frontier	42	2	6	7	57	5	1	1	35	1	63	37	
23	Thar and Párkár	
	Average B. ...	19	13	26	14	...	1	73	8	2	4	1	12	83	17	
	Average for the Presidency...	32	18	7	9	4	2	72	9	1	8	8	2	82	18	

The return explains itself. It is professedly very far from accurate but gives a good general idea of the extent to which the different crops are grown. The proportionate area under coarse food-grains such as *ndgli* and *varai* in the Konkan and *kodra* in the Kaira Collectorate shows how important these grains are.

Irrigated area.

The irrigated area of the Presidency (including Sind) was returned at 2,440,620 acres. Of this, 898,015 acres were under "Other Cereals and Pulses," 746,817 acres under rice, and 412,067 acres under wheat. The largest areas under irrigation in the Presidency proper were found in the Ahmednagar, Poona, and Satára Collectorates, and the smallest in the Broach and Panch Maháls Collectorates.

Agricultural stock.

Full details of agricultural stock are given elsewhere. The returns submitted to the Director of Agriculture led him to conclude that a general decrease of agricultural stock had taken place. This was not the conclusion generally arrived at by the Revenue Officers. Statistics on this subject are confessedly most imperfect and misleading.

Rainfall.

The rainfall statistics compiled by the Agricultural Department are not quoted here, as the Presidency rainfall is fully discussed elsewhere (*vide* Meteorology). The returns recorded by the Agricultural Department are however most useful, and will be of very great value at future revision settlements.

Trade.

The trade statistics compiled by the Agricultural Department go over much ground already traversed. The rail-borne trade of the Presidency (fuller details of which will be found under Railways) is summarized in the following statement:—

	1884-85.	1885-86.
Imports	28	31
Exports	7½	10
Local Trade	27½	28
Total, Million Maunds ...	63	69

In round numbers the increase in the total rail-borne trade was 6 million maunds in quantity. Of the total quantity of produce of all kinds imported or exported 41 per cent. represented the local trade, or the trade of internal blocks *inter se*. The remaining 59 per cent. represented trade with external blocks. Among imports grain (17 millions of maunds of which 13½ millions were wheat) increased by 2 million maunds. Oil-seeds decreased by about half a million of maunds. Imports of cotton increased by about the same quantity, half of the imported cotton coming from the Berárs and the remainder from the North-West Provinces and Oudh, and from Rajputána and Central India in about equal proportions. 90 per cent. of the imports were received at Bombay alone, and were destined for export beyond seas. The despatch to Bombay of 27,000 bales of cotton by

the Southern Marátha Railway was worthy of notice. Before the construction of this line all the cotton exported from the South Marátha Country was despatched by sea to Bombay after the monsoon had passed. Now that the railway is open the cotton is beginning to be despatched during the monsoon and the damage previously caused by 5 or 6 months' storage in the villages is avoided.

The total road-borne traffic registered amounted to 4½ million maunds against 3½ millions registered in the previous year. This trade is practically the trade with Native States by the chief trade routes and much of it is also registered as internal rail-borne traffic.

ADVANCES TO CULTIVATORS.

The following table shows the amount advanced by Government to cultivators in the various Collectorates :—

Collectorate.	AMOUNT ADVANCED.	
	For purchase of seed and cattle.	For permanent improvements.
	Re.	Rs.
Thar and Párkar	6,145
Shikárpur	1,875	450
Haidarabad... ..	1,345	3,655
Upper Sind Frontier	1,395
Karáchi	8,555	100
Ahmedabad	900
Khándesh	8,521
Násik	550
Satára	565	685
Sholápur	8,379	677
Ahmednagar	1,726	1,075
Belgaum	1,300	20,725
Dhárwar	1,442	500
Bijápur	548
Total... Rs.	41,798	29,317

These advances bear a very small interest ; Rs. 8,491 was advanced in Khándesh by the Bhil Agent to Bhil cultivators with no interest at all. In Sind, where the people seem on the whole to avail themselves of these loans more frequently than elsewhere, advances were considerably less than usual, as retrenchment had to be effected. The amount advanced for permanent improvements in the Belgaum Collectorate was extraordinarily large. Recently efforts have been made to get the rules concerning these advances more widely known.

AGRICULTURAL STOCK.

The statistics relating to agricultural stock in Sind are very far from trustworthy, and it may be doubted if they are very much more so in the Presidency proper. The work of collecting the statistics is extremely difficult, and there is no means of testing returns.

In Sind the number of cattle brought to graze by the nomadic tribes of Biluchistán Sind. was less than usual. The number of horses and ponies in the province is said to have decreased in consequence of the demand caused by the Government works on the frontier. In the Karáchi Collectorate drought caused considerable mortality among the cattle.

In the Northern Division the number of cattle returned was much the same as in the previous year. There was a slight decrease in the number of cattle in the Surat Collectorate, and a slight increase in the Thána Collectorate. The number of horses and ponies increased in the Broach, Ahmedabad, and Surat Collectorates. The number of sheep and goats increased in the Thána, Panch Maháls, and Surat Collectorates. The number of carts remained fairly stationary. The following statement shows the details of the agricultural stock recorded in each Collectorate :—

Collectorate.	Number of Cattle.	Number of Horses and Ponies.	Number of Sheep and Goats.	Number of Carts.
Broach	133,716	2,436	29,915	20,009
Ahmedabad	383,412	6,427	75,610	24,206
Panch Maháls	237,696	2,906	28,540	9,148
Thána	327,801	1,275	37,221	23,294
Kaira	404,785	2,964	47,545	30,951
Surat... ..	335,793	1,019	90,491	37,232

It will be seen that the Kaira Collectorate is, considering its size, relatively if not absolutely the richest under each head, while the Panch Maháls District is considerably the worst provided.

In the Khándesh Collectorate the number of cattle returned showed a remarkable decrease attributable to a period of drought and scarcity and consequent mortality or emigration. The number of cattle increased considerably in the Násik Collectorate and to a less extent in the Poona and Satára Collectorates, while there was a decrease in the number in the Ahmednagar Collectorate, attributed to the difficulties experienced in obtaining grazing: The number of horses and ponies and of sheep and goats increased slightly in most of the Collectorates: sheep and goats however decreased in numbers in the Sholápur and Ahmednagar Districts. The number of carts also decreased in the latter district. The following table shows the details concerning each Collectorate:—

Collectorate.	Number of Cattle.	Number of Horses and Ponies.	Number of Sheep and Goats.	Number of Carts.
Khándesh	817,323	18,006	188,020	85,554
Násik	766,276	13,226	224,365	30,544
Poona	490,579	12,444	327,379	22,795
Satára	576,850	14,577	434,367	22,756
Sholápur	391,632	11,136	341,664	12,214
Ahmednagar	567,511	29,321	461,547	28,350

The preponderating size of the Khándesh Collectorate makes comparison difficult. The excess of the agricultural stock generally in the Dekkhan over that in the smaller Gujarát Collectorates is worthy of notice. The number of sheep and goats in the Dekkhan is comparatively very large.

Southern Division.

In the Collectorates of the Southern Division the number of cattle decreased in Dhárwár and Kanara owing to disease. There was a slight increase in the number of cattle in the Kolába Collectorate and in the number of sheep and goats in the Bijápur Collectorate, otherwise the condition of agricultural stock was normal. The following table shows the details concerning each Collectorate:—

Collectorate.	Number of Cattle.	Number of Horses and Ponies.	Number of Sheep and Goats.	Number of Carts.
Bijápur	435,940	8,312	396,889	10,002
Belgaum	503,817	6,430	288,051	26,856
Dhárwár	577,086	5,338	214,139	43,742
Ratnágiri	372,849	296	40,672	1,716
Kanara	268,635	434	6,254	5,606
Kolába	173,538	544	21,118	5,613

HORSE-BREEDING.

89 Government stallions were maintained during the year, the number having been increased by 14 since 1884-85. The number of mares covered during the year was 2,307.

Of the 89 stallions 49 are reported to be very good, 29 good, and the remainder fair. 45 stallions are stationed in the Dekkhan, 19 in Gujarát and Káthiáwár, 17 in Sind and Cutch, and 3 in Beluchistán: 23 donkey stallions are also kept. All but 3 of these are located in Sind or Cutch, where the people take a great interest in donkey-breeding. Horse-breeding on the whole receives more attention in Káthiáwár and Gujarát than elsewhere. Efforts were made privately to improve the quality of country-bred horses during the year and various gentlemen subscribed to prizes for country-bred horses at the Poona races. The Chiefs of Káthiáwár were particularly liberal in their subscriptions for this purpose.

The number of mares branded since the date of the establishment of the horse-breeding department is 4,619. 1,109 donkey mares were branded during the year. The information as to the number of foals resulting from the operations of this as of previous years is imperfect and untrustworthy. The total expenditure of the department was Rs. 54,156.

HORSE AND CATTLE-SHOWS,

Sibi Horse-Show.

The Sibi horse-show was held on the 16th, 17th, and 18th of February and was considered very successful. 594 horses were exhibited, while 66 prizes of the aggregate value of Rs. 1,465 were distributed. 67 remounts were purchased and 110 sales effected. The show was the second that has taken place, and it was in every way considerably more successful than the show of the previous year. The cost of the show was borne by the Local Fund.

Upper Sind Horse and Cattle-Show.

The Upper Sind horse and cattle-show was held at Shikárpur on February 1st, 2nd, and 3rd. 847 animals were exhibited: the number has steadily risen since 1882, when the show was first instituted. Rs. 4,043 were distributed among 208 prize-takers, most of whom

belonged to the Upper Sind Frontier District. 9 of the prize-takers came from Kandar. Of the different classes of exhibits the brood-mares and yearlings were the best; donkeys, mules, and cattle made a poor show. The parade of the prize-winners and the races were watched by a very large attendance of the public who manifested great interest in the proceedings generally.

The Rájkot horse-show was held on October 22nd. 309 animals were exhibited, and were on the whole of a better class than the animals exhibited in former years. The exhibits would doubtless have been larger but for the fact that the recent demand for transport ponies had somewhat denuded the province. Rs. 573 were distributed in prizes: the sports connected with the show were watched by a large attendance of the public. Rájkot Horse-Show.

The number of exhibits at the Ahmedabad horse-show of 1886 was 831, most of which were supplied from the Ahmedabad and Kaira Collectorates. 114 prizes of the aggregate value of Rs. 2,830 were distributed. Brood-mares over 1½ and three-year-old fillies were the best classes: remounts were poor and 30 only were purchased. This show increases yearly in popularity and usefulness. Ahmedabad Horse-Show.

The Poona horse-show was held on October 7th and 8th. The number of exhibits in the breeders' classes fell off somewhat, being only 224 against 304 in the previous year. Fancy exhibits numbered 48. Rs. 3,965 were distributed as prizes. The show was hardly as successful as usual: there was a great absence of young stock among the exhibits. Poona Horse-Show.

The Ahmednagar horse and cattle-show was held on November 17th and 18th. 252 animals were exhibited in the horse-show and 290 in the cattle-show. The exhibits of grain and wheat were fewer in number but of better quality than the exhibits of previous years. The exhibition of machinery was interesting and a ploughing match caused some excitement. Among the horses exhibited foals and fillies under two years old were of good quality: country bred ponies, mules, and geldings were indifferent. Among the cattle there were some good bulls and bullocks: cows, sheep, and goats were however poor. Ahmednagar Horse-Show.

The Chinchli horse, cattle, and agricultural show was held on February 19th, 20th, and 21st. This show was, as usual, one of the prominent events of the year, not only in the Kolhápúr State, but also in the whole Southern Marátha Country. 6,232 animals in all were exhibited, as well as 600 samples of agricultural produce. Some of the cattle exhibited were very fine. Rs. 2,991 were awarded as prizes. There was a large attendance of the public throughout the show, and the good effect of the show is felt generally over a large tract of country. The Chinchli Show.

The show at Wadhwan was a great success, although a steam threshing machine designed for exhibition at the show unfortunately got out of working order at a most inconvenient moment. However, many of the chiefs and rich landholders were enabled to inspect the machine and they manifested a considerable interest in it, which may not be without result. The exhibits of stock were quite up to the mark, and no effort was spared by the authorities to render the show attractive. The attendance was extremely large, and very great interest was shown by the on-lookers in a series of ploughing matches. The Wadhwan Show.

The Lower Sind horse-show was not held owing to want of funds. The Nadiád show is biennial. Lower Sind and Nadiád Shows.

Weather and Crops.

METEOROLOGY.

The administration of the Meteorological Department of Western India in the year 1885-86 has been carried on in much the same way as in previous years.

No observatories were closed during the year but a new one was established at Baroda on the voluntary system. As Baroda lies near the middle of a large tract of fertile country which has hitherto been unrepresented by any observatory the observations will be very valuable if accurately and continuously recorded. The following classified list includes all the observatories that have sent records to the Bombay Office during the year:— Observatories

Province.	Second Class.	Third Class.	Province.	Second Class.	Third Class.
Bombay Presidency and Sind.	Karachi	Jacobabad.	Rájputána	Mount Abu.
	Deesa	Haidarabad.	Central India.	Bikanir.
	Poona	Bhnj.		Neemuch.
	Belgaum	Rájkot.	Indore.	
	Baroda.	Borar...	Amraoti.
	Surat.		Akola.
	Málegaon.		Chikalda.
.....	Sholápur.	Mulabar Coast	Buldana.	
.....	Ratnágiri.		Calicut.	
.....	Kárwár.				

There are in all four second class and nineteen third class observatories. At each of them two sets of observations are recorded daily, and at the second class stations hourly observations are also recorded on four days in each month, besides an additional set of observations at noon. There are also more than 400 stations at which the daily rainfall is regularly recorded, but these are not under the supervision of the Meteorological Department. Copies of the registers of the daily rainfall at these stations are furnished annually to the Bombay Meteorological Office, where they are preserved for future reference. The work of the observers during the year has been satisfactory: at Rájkot alone was the work otherwise.

Interruptions.

There were interruptions of observations lasting for periods varying from 4 days to 2½ months at Rájkot, Neemuch, Mount Abu, and Bhuj.

Storm-warnings.

Daily telegrams are received from 9 stations on the west coast of India and from 3 stations, on the Coromandel coast. The brevity of these reports renders them of little value, 8 storm warnings were issued during the year.

Inspection of observatories.

19 observatories were inspected during the year. The condition of the buildings, instruments, and appliances was satisfactory.

Library.

109 books and pamphlets were presented to the library during the year. The library now contains 1,060 works on meteorology and allied subjects.

General remarks.

Mr. Chambers has deduced from observations made during the year that, as a general rule, the barometric gradients of the summer monsoon are steeper than the average when the general height of the barometer, after deducting the effect of the variation of gradient, is above the average; less steep when the general height of the barometer is below the average. In former sketches Mr. Chambers has explained that during the rainy season a small general use of pressure as distinguished from a mere variation of gradient is accompanied by a large general decrease of the rainfall, while a small general fall of pressure is accompanied by a large increase of the rainfall. The variations of the barometric gradients produce very definite but very different effects on the distribution of the rainfall over different portions of the Presidency. From this Mr. Chambers considers that the precarious nature of the rainfall in some districts is at any rate partially explained, and he concludes that the causes of a general increase or decrease of rainfall must be looked for, not in the variations of the monsoon gradients, but in the uniform variations of pressure. Mr. Chambers has also with the aid of a private compiler discovered that the sun-spot period very largely influences the prices of staple food grains in the Madras Presidency and in the greater portion of the Bombay Presidency. It appears that in some districts the price of grain in the years of minimum sun-spots is more than 40 per cent. higher than in other years. In other districts a difference of 20 per cent. is observable.

BRIEF SKETCH OF THE METEOROLOGY OF THE BOMBAY PRESIDENCY
IN THE YEAR 1885-86.

The meteorology of the year 1885-86 was on the whole of an average character, extraordinary variations in one direction being counterbalanced by variations of an opposite character. The rains were very light at the commencement of the season and exceptionally heavy at its close, and the total rainfall differed but little from the average rainfall of the Presidency.

The mean values of the chief meteorological elements for each month of the year at 5 representative stations in the Presidency together with the normal values of these elements are illustrated in the accompanying sketch. The normal values were in no way different from those of many past years.

Barometric pressure.

The abnormal variations of the monthly mean barometric pressure were similar at all the stations, but the movements, as usual, were greater at the northern than at the southern stations. In May, September, and February the pressure was everywhere considerably above the average, while in August and December it was unusually low.

Winds.

Abnormal winds at Karáchi were more northerly and westerly from April to September, very decidedly more westerly in November, and frequently easterly in January and February. At Deesa the abnormal winds were generally from the north-west quadrant from April to September, but from the south-east quadrant from October to March. At Bombay there was an excess in the frequency of east winds or a defect in the frequency of west winds in all the months except June and July and a decided excess of north winds in April, May, and June. At Poona and Belgaum the abnormal winds were, on the whole, from south-easterly directions from April to September, from north-westerly directions from October to January, and again from south-easterly directions in February and March.

Temperature.

The same abnormal changes of temperature visited the whole of the low-lying area between Bombay and Karáchi, and in the same way similar variations of temperature affected the whole of the high plateau between Poona and Belgaum. In April the temperature was below the normal at all of the 5 stations, and again in May save at Belgaum. In June temperature was above the normal especially at the northern stations and the excessive heat continued at Bombay throughout the monsoon until November. At the other

stations temperature during the monsoon was normal. From November to January temperature was below the normal on the Dekkhan plateau and normal elsewhere. The usual coolness of the season terminated abruptly in February.

At Bombay an abnormally high temperature is as a rule accompanied by an increased amount of moisture in the air and an abnormally low temperature by a deficiency of moisture. At Karáchi also the vapour pressure rises as the temperature rises and falls as it falls. In the inland stations the variations of dryness depend entirely upon the abnormal rainfall and a high temperature is characteristic of unusually dry weather and a low temperature of the reverse. This theory was confirmed by the observations of the year.

Dryness and
vapour pressure.

The rainfall of each division is shown in percentages of the normal in the following table:—

Divisions.	June.	July.	August.	September	October.	Year 1885.
Sind	40	5	92	51
Gujarát	48	88	136	17	248	86
Konkan	64	92	113	91	218	90
Sahyádrí Range	76	89	115	102	148	98
North Dekkhan	15	100	123	111	212	99
South do.	52	103	92	201	191	121
West do.	42	102	131	125	191	106
East do.	44	110	50	207	185	125

The June rainfall was deficient everywhere: in July save in Sind the fall was up to the average. In August there was in most parts an excess of rain varying from 13 per cent. in the Konkan to 36 per cent. in Gujarát: in the Eastern Dekkhan there was a deficiency of 50 per cent. In September there was no rain in Sind and a deficiency of 83 per cent. in Gujarát, while in the rest of the Presidency there was an excess varying from 2 per cent. on the Sahyádris to 107 per cent. in the Eastern Dekkhan. October was a very wet month and the rainfall was about twice as heavy as usual in all the divisions. The yearly totals in Sind, Gujarát, the Konkan, and Southern Dekkhan were respectively 51, 86, 90, and 121 per cent. of the average annual totals, and a gradual increase from 49 per cent. in defect to an excess of 21 per cent. is shown in passing from the north to the south of the Presidency. Similarly, the yearly totals in the Konkan, the Sahyádris, the Western and Eastern Dekkhan were respectively 90, 98, 106, and 125 per cent. of the normals, showing a gradual increase from 10 per cent. in defect to an excess of 25 per cent. in passing from the west to the east of the Presidency.

COLA'BA OBSERVATORY.

The grounds and buildings of this important observatory are the same as in the previous year. Some anxiety is felt lest the firing of the 38-ton gun in the adjacent battery should affect the building or the instruments.

Grounds and
buildings.

The autographic instruments which are maintained in continuous action are the following:—

Instruments.

- | | |
|------------------------------------|--|
| I.—Declination Magnetograph. | V.—Thermograph, Dry-bulb, and Wet bulb. |
| II.—Horizontal Force Magnetograph. | VI.—Pluviograph. |
| III.—Vertical Force Magnetograph. | VII.—Anemograph, direction and velocity. |
| IV.—Barograph. | |

These instruments have worked well during the year and are in good condition. The Electrical Clock and Harbour Clock are both in good order and have worked well.

The following table shows the number of chronometers in store, the number deposited at the observatory by captains of merchant vessels and others for the purpose of being rated, and the issues and receipts during the year:—

	IN CHARGE ON JUNE 30TH, 1886.		RECEIVED.	ISSUED.	RECEIVED.	ISSUED.
	Belonging to Govern- ment.	Belonging to cap- tains and others.	Belonging to Government.		Belonging to captains and others.	
Kept going and under regular comparison	49	2	25	49	53	58
Stopped or not under regular comparison	1	23

It has been arranged between Her Majesty's Secretary of State for India and the Lords Commissioners of the Admiralty, that in future chronometers repaired in England for the Government store shall be examined at the Royal Observatory, Greenwich, before being returned to India.

The usual routine works fully described in previous reports have been carried out. The weather and other reports in various forms have been sent as usual to

- The *Bombay Gazette* newspaper.
- The *Times of India* newspaper.
- The Port Officer, Bombay.
- The Sanitary Commissioner.
- The Health Officer, Bombay.
- G. J. Symons, Esquire, F.R.S., London.
- The Meteorological Reporters to the Government of India and for Western India.
- The Under Secretary to Government, Revenue Department.
- The Secretary, Poona Municipality.
- The Director of Agriculture.

WEATHER AT BOMBAY.

Rainfall.

The monsoon rains of the year 1885-86 were very deficient up to August 12th. After that date the fall was considerably in excess of the average. The defect in the earlier period was about 20½ inches, and the excess in the later about 18 inches. The total rainfall of the year (67·91 inches) was 2·39 inches less than the average annual fall. The principal alternations of periods of relatively heavy and light rainfall are shown in the following table:—

Periods.	Number of days.	Rainfall in period.	Excess above average.	Defect below average.
		Inches.	Inches.	Inches.
June 6th to July 7th	32	6·53	17·30
July 8th	1	1·77	1·15
July 9th to July 13th	5	0·58	3·33
July 14th to July 25th	12	16·75	5·49
July 26th to August 12th	18	4·68	4·40
August 13th to August 20th	8	19·91	15·90
August 21st to September 12th	23	3·64	4·53
September 13th to September 17th	5	6·50	4·90
September 18th to September 21st	4	0·19	1·45
September 22nd and 23rd	2	3·15	2·76
September 24th to October 9th	16	4·19	1·44

Of days of heavy rainfall there were 11 in the year giving falls of 1 to 2 inches, and 1 each of 4·16 (August 14th), 5·63 (July 16th), and 10·29 (August 15th) inches. The rainless days between June 6 and October 9 were 14 only. The number of rainy days in the year was 113, or 11 more than the average number.

Temperature.

The mean temperature of the year was 79°·4 or 0°·2 above the average. The only greatly prolonged periods of warm or cold weather were those from the 20th April to 11th May, with an average defect of temperature 2°, and from the 12th October to 18th November with an average excess of 2°·5. These periods and all others in which there were excursions of more than 2° above or below the normal temperature are exhibited in the subjoined table which shows besides the duration of each warm or cold period its average excess or defect of temperature:—

Period.	Excess (+) or Defect (—)	Period.	Excess (+) or Defect (—)
1885. April 7th to 15th	—1°	1885. September 13th and 14th*	—1°
„ „ 20th to May 11th	—2°	„ „ 17th*	—2½°
„ May 16th to 23rd	—1°	„ „ 24th to October 2nd	+2½°
„ June 3rd to 9th	+1½°	„ October 4th and 5th	—2°
„ „ 10th to 13th*	—2°	„ „ 12th to November 18th	+2½°
„ „ 16th to July 1st	+1½°	„ November 23rd to December 7th	—1½°
„ July 5th to 7th	+2°	„ December 11th to 24th	—3°
„ „ 9th to 14th	+2°	„ „ 25th to January 1st, 1886	+2°
„ „ 17th to 20th	+1½°	1886. January 5th to 12th	+2½°
„ „ 22nd and 23rd	+1½°	„ „ 21st to February 4th	—3°
„ „ 26th to 29th	+1½°	„ February 16th to 20th	—3°
„ „ 31st to August 11th	+1½°	„ „ 23rd to March 6th	+2°
„ August 12th to 15th*	—2°	„ March 11th to 17th	+4½°
„ „ 26th to 31st	+1°	„ „ 23rd to 27th	—1½°

* The cold of the periods marked with an asterisk, including all the cold periods of the monsoon season, is in each case attributable to local causes.

Wind.

There was only one considerable storm during the year and that was of the Elephanta type and lasted from the 8th till the 11th of June. The maximum velocity of the wind for one hour during these three days was 56 miles, the maximum velocity for a full day (October 10th) being 41 miles. A somewhat weaker storm prevailed from the 5th to 8th October. On the whole there were 22 days in the year when the velocity of the daily abnormal wind exceeded 10 miles per hour, 1 more when it exceeded 15 miles, 3 more when it exceeded 20 miles, 4 more when it exceeded 25 miles, and 1 more when it exceeded 35

miles an hour but was less than 40 miles per hour. The winds of the remaining 334 days were all within 10 miles per hour of the normal winds of the respective seasons.

SEASON, CROPS, AND PRICES.

The inundation of the Indus was on the whole very favorable especially in the Haidar-
abad and Karáchi Collectorates, although in the Thar and Párkar District some damage
was done to the canals and cultivation was consequently restricted to a small extent. In the
Shikárpur Collectorate agricultural operations were somewhat interfered with by a severe
epidemic of cholera. Nevertheless both early and late crops yielded a good harvest generally,
the *kharif* out-turn in the Karáchi and Hyderabad Collectorates being particularly good.
The rainfall on which the desert crops only depend was somewhat scanty, but this in Sind is
an unimportant feature. In the Upper Sind Frontier district some slight damage was done
to the standing crops by crickets. Sind.

The prices of food grains rose slightly throughout the Province. The rise in the case
of the commoner grains upon which most of the poorer classes live was probably caused by
the unusual demand on account of the large gangs of labourers employed on the Sind and
Peshin Railway and the large military works in progress on the North-West Frontier. The
continuously increasing export of rice and wheat to Europe caused a rise in the price of those
grains. Looking at the matter generally it may be said that labourers in Sind got more
wages for their labour and that cultivators in Sind got higher prices for their produce in
1885-86 than in the other parts of the Presidency. Prices.

In the Gujarát districts the rainfall though scanty was not untimely and both early
and late harvests were very fair. In the Surat Collectorate the season was perhaps the
most favorable and in the Panch Maháls Collectorate the least so. The wheat and cotton
crops were, taken as a whole, above the average. In the Konkan Collectorate of Thána
the rainfall though late was not unseasonable and rice crops were good, and the com-
moner grains such as *náglí* were not amiss. In the Surat and Thána Collectorates the
prices of food-grains were cheaper than in the previous year, in the Kaira and Ahmedabad
Collectorates prices were stationary, and in the Broach and Panch Maháls Collectorates prices
rose slightly. Presidency.
Northern Division.

The rainfall in the Central Division generally was at first somewhat deficient and the
cultivators were hardly able to sow as much land with early crops as they might have
wished. However, wherever early crops were sown a good out-turn was obtained eventually,
since the later rain arrived in time to save the early crops and enabled the later crops also
to be sown in good time. The October rain was particularly plentiful and the late crops
turned out excellently, the late *jowári* and *bájri* harvests being remarkably fine. Wheat,
cotton, and minor crops were not so good, but on the whole in the Deccan the season was
a fine one. The prices of *jowári* and *bájri*, the staple food of the bulk of the population,
fell everywhere, in some Collectorates, such as Sholápur, very considerably. The prices of
wheat and rice rose slightly. Central Division.

Similarly in the Southern Division, although the early rains were scanty and although
after the scarcity of the previous year there was for some time in several districts an anxious
period of suspense, the later rains were abundant. The yield of late *jowári* and *bájri* was
unusually large. The cotton crop in the Dhárwár Collectorate was very fair. In the Kon-
kan Collectorates of Ratnágiri, Kolába, and Kanara the rainfall was plentiful and the rice
and minor crops good. The prices of *jowári* and *bájri* fell almost everywhere. In the Kolá-
ba Collectorate where there are unusual facilities for export to Bombay the prices of rice
and wheat rose somewhat. Upon the whole, in the Presidency proper the year was a good
one, and the material condition of the cultivating classes must have made some advance. In
the Dekkhan the plentiful harvest made some amends for the scanty yield of the previous
year, and although in consequence of the good out-turn the price of *jowári* and *bájri* fell con-
siderably this would have affected cultivators but little, as the greater part of these grains is
not exported but locally consumed or stored in grain pits against the day of scarcity and high
prices. Labourers are frequently paid in grain. The price of the finer grains, wheat, rice,
cotton, &c., which are exported rose slightly. The ease with which the land revenue was col-
lected is noticed elsewhere. Southern Division.

WAGES.

A great demand for labour of all kinds was caused in Sind by the opening of the works
on the Sind-Peshin Railway and the great military works now in progress on the frontier. Sind.
Many of the agricultural labourers are said to avail themselves of the opportunity of main-
taining themselves by labour on these works whenever they consider themselves unfairly
treated by their *zamindárs*. The harbour extension works in Karáchi added further strength
to the already vigorous demand for labour. The average daily wage of an unskilled labourer
during the year was 6 annas: in the Shikárpur and Upper Sind Frontier Collectorates 7
and 8 annas were paid. In the Karáchi Collectorate a large influx of Mekránis kept the
rate for unskilled labour somewhat lower: the rate there during the year ranged from 4 to
8 annas. Skilled labourers (who include goldsmiths, potters, tailors, carpenters, artisans,
blacksmiths, &c.) were paid from 8 annas to Rs. 1-8-0 per day in different districts. The wages of
both classes of labourers were considerably higher in Sind than in the Presidency proper.

PRODUCTION
AND
DISTRIBUTION.

Northern Division.

In the Northern Division wages were stationary, unskilled labourers receiving from 2 to 6 annas per day and skilled labourers from 8 annas to 1 rupee. In the Thána and Surat Collectorates wages were highest; they were lowest in the Panch Maháls Collectorate.

Central Division.

Save in the Satára district, where the works of the West Dekkhan Section of the Southern Marátha Railway were in progress, there was no extraordinary demand for unskilled labour in the Central Division. However, in some of the Collectorates the harvesting of the excellent late crops caused a brisk demand for agricultural labour for a time; this was especially the case in the Sholápur Collectorate, where 5½ annas per day was at one time obtainable by agricultural labourers. In Satára 6 annas was the maximum rate and in the remaining districts from 3 to 4 annas per day were obtained. The remuneration of skilled labour was normal, varying from 12 annas to 1 rupee 4 annas according to the class of labour concerned.

Southern Division.

The construction of the lengthy Southern Marátha Railway extensions caused a marked rise in the wages of unskilled labourers in the Dhárwár and Belgaum Collectorates, and a less marked rise in the Kanara Collectorate. In these Collectorates 5, 6, and 4 annas per day were obtainable by unskilled labourers. In the Kolába and Ratnágiri Collectorates the wages for unskilled labour remained stationary from 2½ to 4 annas. The wages of skilled labour varied throughout the Division according to the class concerned from 8 annas to 1 rupee per day.

Horticulture.

PUBLIC GARDENS, BOMBAY.

But little is recorded concerning the Municipal gardens in Bombay. There are 6 of these gardens in all. The most important is the Victoria Gardens at which the Zoological collection is kept. A large number of deaths occurred amongst the animals in the course of the year and the matter was investigated by the police. Many animals were presented to the gardens, but several could not be received in consequence of want of accommodation and funds. A lion and lioness, a tiger and tigress, and 5 panthers and a cub were added to the collection. An expenditure of Rs. 19,441 was incurred.

BOTANICAL GARDENS, POONA.

The cost of the maintenance of the Botanical Gardens, Poona, was Rs. 12,477, while the receipts from the sale of produce amounted to Rs. 6,153. Of the realizations Rs. 1,004 were obtained from the sale of fruit, Rs. 1,072 from the sale of flowers, and Rs. 1,655 from the sale of seeds and vegetables. The removal of the plants from the Ganesh Khind Gardens was continued but had not been completed at the close of the year.

Forests.

Northern Circle.

The forest administration of the Northern Circle for 1885-86 was remarkable in the following ways:—A Commission of 6 gentlemen (comprising two native gentlemen, two forest officers, the Director of Agriculture, and a President) was appointed to enquire into the forest administration generally and more particularly into the grievances complained of in the native press and elsewhere as to the system of forest administration followed in the Thána Collectorate. The Commission carried on exhaustive enquiries but had not finished its task at the close of the year.

The forest receipts of the Northern Circle were larger than in any previous year despite the depressed condition of the timber market. The receipts from grazing as well as from the sale of timber exceeded those of the past year. A short rainfall caused a great scarcity of grazing and fodder and a number of cultivators were forced to support their cattle on leaves purchased from the Forest Department.

Demarcation and
Settlement.

The work of demarcation and settlement was carried on by special officers in 8 districts. The forest area at the commencement of the year comprised 6,862 square miles of Reserved and 1,136 square miles of Protected Forest or 7,991 square miles in all. In the course of the year 330 square miles of Reserved and 101 of Protected Forest were added to the forest area while 175 square miles of Reserved and 224 of Protected Forest were disforested. At the close of the year the forest area was as follows: Reserved Forest 7,016 square miles, Protected Forest 1,013 square miles. The forest areas in the different Collectorates in the circle are as follows:—

	Reserved. Square Miles.	Protected. Square Miles.
Thána ...	545	653
Khándesh ...	1,884	347
Násik ...	1,083	...
Ahmednagar ...	805	10
Poona ...	711	...
Satára ...	641	...
Sholápur ...	167	...
Surat ...	969	...
Panch Maháls ...	208	...
Total ...	7,016	1,013
Grand Total ...	8,029	

In addition to this area 967 square miles have been provisionally notified as forest, and enquiries into the title and rights in this area are in progress. The definition of the forest area by special boundary marks has been commenced in the Khándesh and Thána Collectorates.

A working plans establishment was created towards the close of the year. Operations were commenced in the Thána district. Working of the Forests.

The superior forest staff was increased during the year by the appointment of an additional officer to prepare working plans. The subordinate and protective establishment was also revised. The total expenditure amounted to Rs. 6,63,639 as against Rs. 6,90,087 in the year preceding.

819 forest offences were reported in which magisterial proceedings were instituted. In all 762 cases concerning 1,532 persons were disposed of. Convictions were obtained in 517 cases in which 1,030 persons were concerned. 3,775 cases were compounded under the Forest Act. Forest offences.

4,227,250 acres were nominally protected against fire. The area burned in the whole circle was reported to be 1,70,122 acres. The wild tribes that live in the forests—Bhils, Kátkaris, and so forth—frequently set fire to the forests for petty purposes of their own, and it is very difficult to prevent them doing so. Protection against Fire.

26,669 head of cattle, principally in the Poona district, were impounded for trespassing in Government forests during the year.

The following statement exhibits the financial results of the year:—

Revenue.

			Receipts.	Expenditure.	Net Revenue.
			Rs.	Rs.	Rs.
1884-85	10,08,725	6,90,087	3,18,637
1885-86	10,37,296	6,63,639	3,73,657

The receipts from grazing amounted to Rs. 2,32,650, a slight excess over the receipts of the previous year, although free grazing to the value of Rs. 13,000 was made over to the Commissariat Department at Poona. The other receipts were derived from the sale of the forest produce. Free grants of timber to the value of Rs. 3,952 were made during the year.

Broad-cast sowings of mixed seeds were carried on extensively during the year with promising results wherever closure is possible. 103,225 acres were planted during the year at a cost of Rs. 5,075. In some cases the replantations have been very successful. A forest road 8 miles in length to the Jawle teak forest in the Ahmednagar district was completed during the year. Reproductions.

The total revenue of the Southern Circle during the year amounted to Rs. 17,92,114. This amount exceeds by Rs. 5,02,552 the realizations of the previous year. The large increase of revenue was due to better sales of timber in depôts and larger deliveries of sleepers to the Southern Marátha Railway Company. Southern Circle.

The total forest area at the close of the year in this circle was 5,230 square miles. Of this 1,816 square miles are Reserved and 3,414 Protected Forest. 84 square miles were added to the forest area and 116 square miles excluded. The areas in the several Collectorates are as follows:— Area.

		Square Miles.			Square Miles.
Kanara	...	3,548	Kolába	...	384
Belgaum	...	689	Bijápur	...	155
Dhárwár	...	432	Ratnágiri	...	20

In the Dhárwár and Belgaum Collectorates the forest settlement has been practically completed. The settlement of Kolába approaches completion. In the other three Collectorates special officers are still engaged in the settlement.

Free grants of wood to the value of Rs. 18,660 were made to cultivators.

Grants.
Grazing.

The prevailing custom in the Kanara, Belgaum, and Dhárwár Divisions is to levy a uniform fee of 2 annas for each head of horned cattle and 6 pies for each sheep and goat grazed in the Government forest area. The whole of the forest areas in these divisions are thrown open to grazing except the portions necessarily closed for replantation or for protection against fire. The receipts thus realized during the year amounted to Rs. 67,697. In the Bijápur and Kolába Divisions grazing is sold by auction.

A new trained officer from Europe arrived during the year. The subordinate and protective staff was reorganized and increased. The office establishment has been increased in numbers from 30 and 51 permanent and temporary employés to 98 permanent employés. The cost has increased from Rs. 19,524 to Rs. 23,736. The protective staff has been increased from 790 permanent and temporary employés whose cost was Rs. 85,522 to 849 permanent employés whose cost was Rs. 1,02,840. Staff.

121 prosecutions on account of forest offences were instituted and in 85 cases convictions were obtained. In the previous year 145 prosecutions took place. 438 cases Forest offences.

PRODUCTION
AND
DISTRIBUTION.

were compounded by forest officers under section 67 of the Indian Forest Act, an Rs. 1,501 in fines recovered. These figures again are less than those of the preceding year.

Forest Fires.

817 square miles of the forest area were burned. The system of protection is now very efficacious.

Plantations, &c.

In the Northern Division of Kanara 3,000 *hirda* plants were put out in the Kádri plantation and a nursery of 14,000 seedlings raised at Arge. Thinning operations were carried on in the Kádri teak plantation. 49,177 plants were put out in the Kasarho casuarina plantation, and a nursery of 1,19,410 seedlings prepared. Efforts to combine *kumri* cultivation with the raising of useful trees failed again. A large number of trees were put out in land assigned for *kumri* but the mortality among the young trees was so large as to discourage further experiments. Planting operations and broadcast sowings were carried on in the other divisions. The principal trees planted out were the "*divi-divi*" "*hirda*," and casuarina.

Yield and out-turn.

The out-turn of teak from the Kanara forests was less by Rs. 6,556 logs than the out-turn of the previous year. On the other hand there was a very large increase (1,25,022) in the number of round pieces brought in for sleepers, which were bought by the Southern Marátha Railway. There was an increase in the yield of blackwood, of sandalwood, and of myrabolans, but a decrease in the yield of junglewood. The local consumption of the last item was larger than it was in the previous year. There was a large increase (2,82,947) in the number of bamboos exported, and also in the quantity of firewood exported to Bombay. In Belgaum the yield of teak logs was less and of smaller wood more than in the previous year, the latter being required for sleepers. The quantity of firewood sold also increased, partially on account of the railway demand. The yield of myrabolans in Belgaum was not so large as in the previous year. In Dhárwár the yield of all kinds of forest produce was larger than that of the previous year. In Bijápur the receipts were increased by the railway demand for stones which are quarried in forest lands. In Kolába the yield of forest produce fell off: in Ratnágiri it increased. With regard to particular kinds of produce the yield of myrabolans was far above the estimate and the net profit realized during the year on this account was Rs. 1,18,000. The Kanara saw mills at Kanigeri and Kirwati were worked for 289 days. 23,700 cubic feet of rough timber were cut up and the out-turn of clean timber was 18,807 cubic feet. The receipts at the mill rose from Rs. 35,248 to Rs. 1,14,352.

Financial results.

The financial results are exhibited and compared with those of the past year in the following statement:—

	1884-85.	1885-86.
	Rs.	Rs.
Receipts	12,89,661	17,92,114
Expenditure:—		
(a) Conservancy and Works	4,71,494	4,96,278
(b) Establishments	1,92,883	2,26,307
Total	6,64,378	7,22,585
Surplus	6,25,183	10,69,528

Sind Circle.

54 square miles were added to the forest area in Sind during the year and 17 square miles excluded. The area at the close of the year was 673 square miles. In addition to this 47,000 acres have been notified as Reserved Forest during the year. 11,214 acres were lost by the action of the river during the year. The work of forest settlement has been concluded in all but 4 talukás of the Karáchi and Haidarabad Collectories.

Forest offences.

98 forest offences were tried by Magistrates. In 37 cases only were convictions obtained. 1,059 cases were compounded by the divisional forest officers and Rs. 2,750 recovered as compensation.

Fires.

Fires were extensive, especially in the Sukkur Division.

4,642 acres were closed for reproduction.

Grazing.

Much relief in a year when grass was scarce is said to have been afforded to the cattle generally throughout the province by throwing open the forest grazing.

Receipts.

The receipts for the year amounted to Rs. 5,36,874 against Rs. 4,76,493 in the previous year. Expenditure amounted to Rs. 4,02,660 and the net revenue was Rs. 1,34,214. This exceeded the revenue of the previous year by Rs. 20,164. The chief cause of the increased receipts was the large supply of firewood to the Indus State Railway.

Free grants.

Free grants of timber to the value of Rs. 212 were made during the year.

Mines and Quarries.

There is nothing to record under this head.

Manufactures and Industries.**THE FACTORIES' ACT.**

The number of mills in the Presidency to which Act XV of 1881 applied was at the commencement of the year 104. Of these 76 mills were situated in the Island of Bombay and 28 in the mofussil and in Sind. Of the total number, 66 were textile and 38 non-textile factories. During the year 4 new factories were started in Bombay and 2 in the mofussil, leaving a total number of 110 in existence at the close of the year. The Inspector of Factories made 317 inspections under the Act during the year: 243 inspections in Bombay and 74 in the mofussil. The following were the principal irregularities detected by the Inspector:—

- (1) Running about of children in the mills while the machinery was in motion;
- (2) Turning of wheels by children who brought meals for their parents.

One prosecution only was instituted during the year: a fine of Rs. 10 was inflicted.

271 accidents in mills were reported in Bombay and 106 in the mofussil. 9 accidents resulted fatally.

In order to bring within reach of the law the smaller factories to which Act XV of 1881 does not apply, a clause has been inserted in the draft Bombay Municipal Bill under which the smaller factories will come under municipal control.

Sunday was no longer observed as a holiday by the mills. The resolution of the Mill Association to the effect that Sunday should be so observed was cancelled directly trade began to improve. Native holidays were the only ones observed towards the close of the year.

STEAM BOILER INSPECTION ACT.

During the year 336 boilers were inspected of which 8 were new. 6 of the old boilers had been strengthened and rendered sound. In the previous year 346 boilers were inspected: the closure of mills containing 18 boilers rendered the number inspected less than in the previous year. 144 engines were inspected of which 3 were new. The engines were found to be in good condition. 15 engineers passed the 1st class examination, 23 passed the 2nd class examination, and 93 passed the 3rd class examination. No service certificates were granted but 5 certificates were granted under section 19 of Act V of 1873.

The furnaces of 2 boilers at the Ripon Mills collapsed during the year. An inspection was at once made and the necessary repairs effected. No other casualties occurred.

Inspection fees realized Rs. 8,655 and examination fees Rs. 1,252. The charges of the office amounted to Rs. 9,267, and the expenses of the examination to Rs. 1,210.

BOMBAY MILL-OWNERS' ASSOCIATION.

47 mills in the Bombay Presidency belong to the Bombay Mill-owners' Association. 25 mills in the Presidency have not yet joined the Association.

In consequence of the short cotton crops of 1883-84 and 1884-85 the price of raw cotton was maintained for the greater part of 1885-86 at an abnormally high level. The unsettled character of the trade with China, and the fact that 1884-85 was not a marriage year among the Hindu population, had a generally depressing effect upon the cotton spinning and weaving industry in the Bombay Presidency. However, towards the close of the year the prospects of the industry became decidedly brighter.

Efforts were made during the year by the Association to start a proper system for the registration of trade-marks. A somewhat futile attempt was made to find new markets for Bombay manufactures in the Levant. Arrangements were made for forwarding exhibits to the Antwerp and London, Indian and Colonial Exhibitions.

The number of cotton mills in the town and island of Bombay was 27 during 1885-86. There were 18 cotton mills in the mofussil, of which 8 were in the Ahmedabad Collectorate, 3 in the Broach Collectorate, 3 in the Surat Collectorate, 2 in the Nasik Collectorate, and 1 each in the Kaira and Sholapur Collectorates.

MANUFACTURES AND INDUSTRIES.

The manufactures of Sind are very restricted. Carpets of a rough description, saddles, grain bags, and a rough kind of cloth are manufactured and sold locally in the Upper Sind Frontier District: wool is one of the staple products of the Province. Glazed pottery is also manufactured in the Karáchi Collectorate, but on the whole the Province may be styled purely pastoral and agricultural.

The great mill industry in the Northern Division of the Presidency has been already alluded to. A new steam ginning factory was opened in the Ahmedabad Collectorate. Great pains have been taken with the cultivation of tobacco in the Kaira Collectorate and samples were shipped to Gibraltar and England. It is hoped that the defects pointed out may be overcome by the adoption of a different system of curing the tobacco. The Gulam Bába Mill at Surat was

PRODUCTION
AND
DISTRIBUTION.

much damaged by a fire in the course of the year. The local industries of the higher class—the gold and silver lace-makers of Surat, the silk and *kinkhab* weavers, the workers in silver and brass, and others—received some slight stimulus from the London Exhibition of 1886, to which several exhibits were forwarded. The requirements of the agricultural communities are mainly supplied at fairs, at some of which very large numbers of persons congregate. In the Central Division the gins and presses for the great cotton industry increased in number; although in places they were closed for lack of material to work upon, as the cotton crop of 1884-85 was very short. The Poona Collectorate contains a sugar refinery, steam flour mill, brewery, paper mills, and an ice factory. The Poona and Násik workers in brass enjoy a well-known reputation, and the rich silks of Yeola are bought by wealthy families all over India. Exhibits of these latter industries were collected and forwarded to the Indo-Colonial Exhibition at London. The Ahmednagar carpets gained a prize medal at the Antwerp Exhibition of 1885. The fairs in the agricultural districts were as largely attended as usual.

Cotton stuffs of varying merits are manufactured in the Belgaum, Dhárwár, and Bijápur Collectorates of the Southern Division. The industry was brisk during the year. Exhibits of these and also of the sandal-wood ear-rings and carved wooden boxes of Kanara were forwarded to the Indo-Colonial Exhibition in London. Fairs were largely attended.

Trade.

The failure of the cotton crop of 1884-85 and the shortness of the crop in 1883-84 had a marked effect on the export trade of Bombay and the coasting ports for 1885-86. In Bombay the value of the export trade in raw cotton decreased by 240 lakhs of rupees. The export trade in linseed also fell off considerably. In other directions the trade of 1885-86 may be called decidedly brisk. As it was, the sea-borne trade of Bombay was about 6 per cent. larger than the average sea-borne trade of the port for the last 5 years. The export trade in wheat, principally to the United Kingdom, increased in value by 44 lakhs of rupees. Export trade declined substantially with the United Kingdom, Austria, France, Germany, and Mauritius, but materially increased with Belgium, Spain, Egypt, and Arabia. Imports from the United Kingdom, China, and Italy greatly exceeded those of the previous year, but there was a considerable decrease in the imports from Mauritius, Japan, Turkey in Asia, and Australia. To sum up, the private import trade increased by 224 lakhs of rupees, while the private export trade decreased by 178 lakhs. Despite the great falling off in the export of raw cotton, trade with the United Kingdom increased during the year. The imports of cotton goods, railway plant, and silver were much in excess of those of the previous year, while the exports to the United Kingdom of wheat, gold, gum, and dyeing materials were unusually large.

Owing to the poorness of the cotton crop already alluded to the coasting trade of the Presidency generally declined.

The trade of Karáchi was not affected by the short cotton crop to the same extent with that of Bombay. The trade of this important and growing port exceeded that of the previous year to the extent of 10.45 per cent. Foreign trade increased in value by 83 lakhs, about equally divided between imports and exports, and trade with Indian ports increased by 13½ lakhs. All the more important foreign imports increased, and of the exports cotton, rice, and wheat all showed a great advance. Wheat is the principal Karáchi foreign export. The value of the trade in wheat during the year was 256 lakhs of rupees. This trade has multiplied itself 40 times over since 1874-75. There was a very large increase in the transactions for Government during the year owing to the import of materials for the Quetta and Bolan Railways and the import of supplies for the troops on the frontier. The extensive harbour improvements of Karáchi made good progress during the year. The number of steamers that entered the harbour with cargo was very considerably larger than the number in the previous year. The number of steamers that cleared with cargo also increased materially. Eight new European firms opened business in Karáchi during the year.

The trade of Aden showed a remarkable increase of nearly 47 lakhs of rupees in value. The trade of the previous year had declined in value to the extent of over 45 lakhs. Thus the lost ground was quite recovered and the trade of the year was above the average of the past five years. Aden is an important *entrepôt* for the coffee trade. Quantities of coffee are imported from Singapore, the Somáli Coast, and Arabia, and are re-exported. The other principal articles of trade are grain, gums and resin, hides, cotton piece-goods, tobacco, and treasure. In all of these articles both import and export trade was brisk during the year. The value of the import trade increased by 34 lakhs of rupees, and that of the export trade by 10 lakhs. The inland trade with the interior of Arabia increased in value by over 2 lakhs. The number of vessels that entered and cleared at the port was considerably larger than that in the previous year.

(1) PORT OF BOMBAY.

The total value of the sea-borne trade of the Port of Bombay for the year 1885-86, exclusive of stores and treasure on account of Government, amounted to Rs. 83,06,78,594, showing a decrease of Rs. 1,06,35,566, or 1.26 per cent., on the value of the trade of the preceding year, which amounted to Rs. 84,13,14,160. The trade, however, showed an improvement of about 6 per cent., when contrasted with the average of the preceding five years.

General remarks.
Bombay.

Karáchi.

Aden.

Port of Bombay.

The totals given above are divided among the different branches of foreign and coasting trade as shown below:—

Divisions.	1884-85.	1885-86.	Increase or Decrease in 1885-86.
	Rs.	Rs.	Rs.
With Foreign External Ports	66,18,14,373	66,64,65,048	+46,50,675
With Foreign Indian Ports	5,14,78,293	4,50,96,065	—63,82,228
With British Ports in other Presidencies	8,26,97,638	8,01,06,110	—25,91,528
With British Ports within the Presidency	4,53,23,856	3,90,11,371	—63,12,485
Total	84,13,14,160	83,06,78,594	—1,06,35,566

The trade with foreign external ports, i.e. with countries beyond the continent of India, is classed as "Foreign Trade" and that with Foreign Indian Ports, and British Ports in other Presidencies, as well as within the Presidency, as "Coasting Trade."

Transactions on Government account shown in the above statement are not included in the following remarks and tables, which relate only to private trade.

The total value of the private trade (imports and exports together), including treasure, during the year under report amounted to Rs. 66,64,65,048, showing an increase of Rs. 46,50,675 over the value of the trade of the preceding year, which is nearly one-twelfth of the increase which appears when the trade of the year is compared with the average of the five years ending 1884-85.

The total value of the import private trade during the year showed an increase of Rs. 2,24,64,451 when compared with the previous year. Treating merchandise and treasure separately, there was in merchandise an increase of 2 per cent. on the value of the trade of the previous year and of 11 per cent. on the average of the preceding five years, and in treasure the percentage of increase was 17 over the transactions of the previous year and 31 over the average of the preceding five years.

In the export private trade there was a decrease of Rs. 1,78,13,776 when compared with the previous year, but an increase of Rs. 43,09,664, or over 1 per cent., over the average of the preceding five years.

The following tables show the imports and exports respectively, distributed according to countries, as compared with the corresponding figures for 1884-85. To each table are subjoined remarks on the state of the trade with each country during the year:—

Distribution of trade
with different coun-
tries.
Imports.

Countries.	1884-85.	1885-86.	Increase in 1885-86.	Decrease in 1885-86.
	Rs.	Rs.	Rs.	Rs.
United Kingdom	21,90,28,737	23,21,51,455	1,31,22,718
Austria	59,21,019	52,36,983	6,84,036
Belgium	17,53,215	21,72,572	4,19,357
France	38,63,783	34,96,812	3,66,971
Germany	2,84,930	5,74,792	2,89,862
Holland	6,361	17,849	11,488
Italy	22,71,122	58,60,482	35,89,360
Malta	54,785	22,950	31,835
Russia	19,303	54,864	35,561
Spain	56,081	70,037	13,956
Turkey in Europe	53,935	1,50,615	96,680
Other Countries in Europe	126	41	84
Abyssinia	51,455	1,97,447	1,45,992
Mozambique	7,07,942	9,94,079	2,86,137
Zanzibar	27,83,507	36,05,109	8,21,602
Eastern Coast of Africa—Other Ports	741	49,573	48,832
Egypt	19,95,133	15,44,189	4,50,944
Mauritius	1,65,87,267	1,02,73,506	63,13,761
Natal	72,771	83,233	10,462
Other Countries in Africa	8,592	13,560	4,968
United States	23,59,789	86,92,240	63,32,451
Aden	25,81,559	26,14,036	32,477
Arabia	56,23,146	61,98,945	5,75,799
Ceylon	4,14,346	10,52,575	6,38,229
China	2,67,36,205	4,11,35,008	1,43,98,801
Japan	14,74,342	79,836	13,94,506
Java	19,113	19,113
Mekran and Sonmiani	2,16,143	2,24,741	8,598
Persia	73,95,748	67,16,712	6,79,036
Siam	1,08,016	10,601	97,415
Straits Settlements	29,14,419	26,13,274	3,01,145
Turkey in Asia	46,08,334	27,68,278	18,40,056
Other Countries in Asia	3,094	4,034	940
Australia	1,20,33,067	57,53,924	62,79,143
Total	32,19,89,012	34,44,53,463	4,09,03,383	1,84,38,932
Net Increase	2,24,64,451

United Kingdom.—There is an increase in the import trade with the United Kingdom of Rs. 1,31,22,718, or of 6 per cent. contrasted with the trade of the previous year and about 19 per cent. when contrasted with the average of the preceding five years. There is considerable improvement under cotton goods, including twist and yarn, metals, railway plant and rolling stock, and silver, in which latter item there is an increase of over 115 lakhs, while there is a marked falling off in machinery millwork and gold.

Austria.—In merchandise alone, the trade with this country shows an increase of 4 lakhs, or of about 20 per cent. when contrasted with the average of the last five years. The principal items of increase are machinery and millwork, writing paper and woollen piece-goods, against a decrease under glass beads, copper and brass, and jewellery. Under treasure there is a decrease of over 11 lakhs in gold against an increase of about Rs. 66,000 only in silver.

Belgium.—There has been a steady improvement in the import trade with this country for the last five years, the trade this year amounting to over 21 lakhs against Rs. 8,000 only in the year 1880-81. The principal items in which an increase is noticeable are hardware and cutlery, iron, paints and colours, and railway materials, while candles show a falling off.

France.—The trade with this country shows a diminution, which is attributable to a decline in the imports under treasure, in which there is a decrease of over 4 lakhs against gold and of about $\frac{2}{3}$ of a lakh against silver. In merchandise, the trade is in keeping with the average of the past five years. There is an increase of more than a lakh in clocks and watches, and of more than half a lakh in saffron and in silk piece-goods; while the imports of cabinetware and furniture and of railway plant and rolling stock show a decrease of about Rs. 63,000 and Rs. 50,000 respectively.

Germany.—Here there is an improvement, the trade having again come up to what it was in the year 1883-84. Nearly the whole of the increase is due to larger imports of woollen piece-goods. The transactions under other items are insignificant.

Italy.—The increase is principally due to an excess of about 37 lakhs in the imports of silver over those of the previous year. The fluctuations in the several heads under merchandise are of an ordinary character, the most noticeable being a decline of about half a lakh in glass beads and false pearls, and of about a lakh in jewellery.

Malta.—There is a decrease of about Rs. 17,000 in Pillitory, Rs. 9,000 in cigars and Rs. 4,000 in gold.

Russia.—The increase is due to larger imports under apparel, and to the importation of about 300 tons of deal wood from Odessa by a German firm in April and May last. Deal wood is seldom imported from Russia, and the present importation may be said to be the first of its kind.

Spain.—The trade with this country is very small. The increase is attributable to ordinary fluctuations.

Turkey in Europe.—There has been an increase of over one lakh in the imports under wood—other timber.

Abyssinia.—The import trade with Abyssinia is very limited, being confined to ivory unmanufactured, besides a few minor items. Treasure is occasionally imported. The improvement in the trade this year is mainly due to an increase of over a lakh in gold and to about Rs. 43,000 in ivory unmanufactured. There is a decrease of about Rs. 9,000 in precious stones and pearls unset.

Mozambique.—There is an increase of about Rs. 2,70,000 in ivory unmanufactured, and of about Rs. 35,000 under seeds, teal and other sorts, and there is a decrease of about Rs. 46,000 in gold.

Zanzibar.—The marked improvement in the import trade with this country is chiefly due to an increase of over 7 lakhs in ivory unmanufactured, of about Rs. 54,000 in sugar (refined) against no imports in the previous year, of about Rs. 40,000 in cowries, and of about Rs. 31,000 in each of the items coconuts, fruits other sorts, and cloves. The imports in cotton piece-goods show a decrease of about Rs. 47,000. The imports of gold and silver together have been nearly the same as those of last year, a slight decrease in the former having been counterbalanced by an increase in the latter.

Egypt.—The articles in which there have been large fluctuations are apparel and Persian raw silk, which show an improvement of about Rs. 1,34,000 and Rs. 63,000 respectively, whilst a decrease of Rs. 15,000 has taken place with respect to silk goods. Under treasure there is a decline of about Rs. 6,00,000 in gold and of about Rs. 35,000 in silver.

Mauritius.—The two items which make up nearly the whole of the trade with this island show a marked falling off, the decrease in sugar (refined) being over 61 lakhs, and in rum over half a lakh. Under treasure there has also been a decline of about Rs. 1,57,000 in silver.

Natal and other Countries in Africa.—The trade with these is insignificant and calls for no remarks.

United States.—The large increase is mainly due to the importation this year for the first time of silver valued at nearly 60 lakhs of rupees from San Francisco. Under merchandise imports of kerosine oil show an increase of nearly 4 lakhs, while those of cotton piece-goods (gray) have declined by about Rs. 55,000.

Aden.—The principal fluctuations are :—An increase of over Rs. 1,25,000 in cotton piece-goods including twist and yarn, and of about Rs. 22,000 in black tea, gums and resins shows a decrease of over Rs. 1,12,000, ivory unmanufactured of about Rs. 87,000, and shells (mother of pearl) of about Rs. 38,000. Under treasure there has been an increase of nearly a lakh in gold.

Arabia.—The increase in the trade with this country is attributable chiefly to transactions in treasure, in which there has been an increase of about Rs. 7,76,000 in gold against a decrease of about Rs. 1,27,000 only in silver. In merchandise, articles imported by post have declined by about Rs. 3,18,000, fruits by about Rs. 31,000, and chanks and large ornamental shells by about Rs. 24,000; while dates show an increase of about Rs. 1,34,000, cotton (raw) of about Rs. 64,000, gums and resins of about Rs. 59,000, precious stones and pearls of about Rs. 44,000, and cotton coloured piece-goods of about Rs. 28,000.

Ceylon.—The most marked fluctuations in the import trade with Ceylon are an increase of about Rs. 4,92,000 in betelnuts, of Rs. 1,27,000 in cocoanut oil, of Rs. 54,000 in cardamoms, and Rs. 19,000 in articles imported by post and a decrease of about Rs. 85,000 in coffee. The imports of betel-nuts are unusually high, but there has been a corresponding increase in the exports of that article from Bombay to Sind, to ports in Káthiáwár and other places. Under treasure there is a decrease of about Rs. 7,000 in silver.

China.—There is an increase this year in the trade with China of nearly 144 lakhs, which is 53 per cent. on the trade of last year and 43 per cent. on the average of the trade of the previous five years. As mentioned last year, the import trade with China ranks next to that with the United Kingdom in point of importance and magnitude. Exclusive of treasure and in merchandise alone, there is a diminution of over 2 lakhs (a little over 1 per cent.) as compared with the previous year, and of about 2½ per cent. on the average of the preceding five years. The principal items of increase are silk raw, about Rs. 5,30,000, silk piece-goods, Rs. 2,70,000; glass beads and bangles, Rs. 78,000; copper, Rs. 37,000; paints and colours, Rs. 35,000; fireworks, Rs. 33,000; and drugs other sorts, cassia lignea and galangal, Rs. 31,000. Under tea there is an increase of over 3 lakhs in black tea, against a decrease of over 5 lakhs in green tea. The most noticeable decrease (about 10 lakhs) occurs in the single item of sugar. Under treasure there is an increase of over 20 lakhs in gold and of over 126 lakhs in silver, the total advance in the trade under treasure being about 146 lakhs over the transactions of the previous year and more than double the average of the preceding five years.

Mekran and Sonmiáni.—There is an increase of about Rs. 28,000 in raw cotton, and of about Rs. 10,000 in fish-maws, against a decrease of about Rs. 33,000 in salted fish.

Persia.—The trade with this country shows a diminution this year of over 6 lakhs, chiefly attributable, to transactions in treasure. The trade in merchandise remains just the same as that of last year, the principal fluctuations being an increase of about Rs. 2,16,000 against horses (the number imported this year being in excess of that for the previous year by 571 with an average value of about Rs. 350 against Rs. 345 in the previous year), of about Rs. 83,000 in raw cotton, of about Rs. 75,000 in precious stones and pearls, and of about Rs. 72,000 in raw wool. There is also an improvement of about Rs. 1,42,000 in fruits other sorts against a decrease of about Rs. 44,000 in dates under provisions. The items showing decrease are articles imported by post, about Rs. 3,76,000, raw silk, Rs. 1,20,000, madder, Rs. 1,03,000, assafetida, Rs. 80,000, and perfumery, Rs. 36,000. Under treasure there is a falling off about Rs. 1,87,000 in gold and of about Rs. 4,89,000 in silver.

Siam.—The trade with this country is confined chiefly to teak wood imported as timber or as wooden sleepers. There has been a falling off this year of Rs. 78,000 under the former and of Rs. 19,000 under the latter head, but as there has been an equal amount of increase in the imports of wooden sleepers from Australia, the fact mentioned in last year's report that an attempt has been made to substitute Australian for Siamese timber for wooden sleepers by the railway companies, receives confirmation.

Straits Settlements.—There is a decline in the trade this year of about 3 lakhs. Important fluctuations appear in the following items :—An increase of about Rs. 1,88,000 in betel-nuts, of about Rs. 28,000 in sago, and of about Rs. 22,000 in tin unwrought, against a falling off of about Rs. 5,18,000 in coffee, of Rs. 78,000 in black tea, and of Rs. 35,000 in raw silk.

Turkey in Asia.—The diminution in the trade is confined to transactions in treasure, the imports under which have been very much below the average. There has been a decrease of about Rs. 4,58,000 in gold and of about Rs. 13,86,000 in silver. Other variations in the trade deserving to be noticed are an increase of about Rs. 52,000 in wheat and of about Rs. 40,000 in provisions, fruits (other sorts), against a decline of about Rs. 45,000 in ghee.

Australia.—Merchandise, exclusive of treasure, shows a marked improvement, the value registered this year being about Rs. 5,53,000 against Rs. 3,29,000 in the previous year. There is an increase of about Rs. 1,66,000 in coal, of about Rs. 94,000 in wooden sleepers under railway plant and rolling stock, and of about Rs. 75,000 in horses. Of the last, the number imported this year was 112 with an average value of Rs. 700 against 6 with an average value of Rs. 460 in the previous year. There has been a falling off in copper of over Rs. 1,17,000, while imports of gold show again a decline of over 60 lakhs and those of silver

an increase of Rs. 99,000. Silver is seldom imported from Australia, no imports having been registered for the last five years, excluding one of Rs. 20 only in the year 1882-83. The imports of this year represent a consignment of bar silver brought in by one of the Exchange Banks from Melbourne. The imports of gold for the past five years are shown below :—

1881-82. Rs.	1882-83. Rs.	1883-84. Rs.	1884-85. Rs.	1885-86. Rs.
1,12,39,782	1,25,07,066	1,64,24,376	1,17,03,484	51,02,280.

Exports.

United Kingdom.—The export trade with the United Kingdom shows this year a decrease of about 63 lakhs, that is about 7 per cent. on the trade of the previous year, and of about 6 per cent. on the average of the preceding five years. In most of the articles comprised in the trade, there has been considerable improvement, but this is effaced by a decline of over 163 lakhs in the single item of raw cotton, the value of the trade in which article is about a third of the whole trade. There has also been a marked falling off in the export of linseed.

Austria.—Almost the whole of the decrease is due to a falling off of over 24 lakhs in raw cotton, and of nearly 2 lakhs in oil-seeds.

Belgium.—The export, like the import, trade with this country has been steadily on the increase for the last five years. There is an improvement this year of about 10 lakhs in raw cotton, 8 lakhs in wheat, a lakh and a half in raw hemp, of over a lakh in oil-seeds, and of about Rs. 37,000 in horns.

France.—The average value of the export trade for the last five years is 452 lakhs, contrasted with which the trade this year shows a decrease of about 45 lakhs, that is of about 10 per cent. The fluctuations most noticeable in the trade as compared with the previous year occur in the following items :—

	Increase. Rs.	Decrease. Rs.
Cotton, raw	...	25,46,000
Wheat	...	36,08,000
Linseed	...	16,14,000
Rapeseed	...	18,39,000
Teel	...	31,00,000
Other sorts oil-seed	...	5,20,000

There have been no exports of mowra flowers in the year. Under treasure there has been an increase in gold of about Rs. 77,000 and of about Rs. 3,32,000 in silver.

Germany.—There has been a falling off of about 22 lakhs in raw cotton; but rapeseed (value about 5 lakhs) was exported in the year in lieu of linseed (value about $\frac{1}{4}$ lakh) exported in the previous year. Ivory unmanufactured, also shows an improvement of nearly $\frac{1}{2}$ of a lakh.

Greece.—Cotton (raw), the only article of trade, declined by over a lakh.

Holland.—There has been an increase of over 7 lakhs in linseed and over 1 lakh in rapeseed against a decline of about 1 $\frac{1}{2}$ lakhs in raw cotton. The exports of silver have been almost nil against an average of 5 $\frac{1}{2}$ lakhs for the past four years.

Italy.—There is an increase of over 20 lakhs in wheat, of over 3 lakhs in raw cotton, and of about a lakh in rapeseed against a falling off of about 18 lakhs in teel and of $\frac{1}{4}$ of a lakh in ground-nuts.

Malta.—Wheat, the principal article of the trade, shows again a falling off this year of over 2 lakhs.

Portugal.—A consignment of Rs. 24,000 worth of wheat accounts for the increase. As a rule the exports are very limited, the average for the last five years being a little over Rs. 5,000.

Russia.—There have been exported to Russia for the first time this year oil-seeds, castor and linseed, of the value of over 2 lakhs. Exports of cotton show a decline of about 4 lakhs.

Spain.—The trade has improved this year by more than 11 $\frac{1}{2}$ lakhs and is registered at nearly 25 lakhs, the average of the past 5 years. There is an increase of over 8 lakhs in wheat and of over 5 lakhs in linseed (against no exports of the last-named commodity in the previous year). There is a decline of about 2 lakhs in cotton.

Abyssinia.—There is now steam communication between Bombay and Massowah, one of the ports of Abyssina. The trade has risen from an average of about half a lakh in the four years ending with 1883-84 to over 3 lakhs in 1884-85 and to about 4 $\frac{1}{2}$ lakhs in the year under report. The trade is chiefly in cotton piece-goods.

Mozambique.—There is an increase of about Rs. 65,000 in coloured and of about Rs. 26,000 in gray piece-goods under foreign merchandise against a falling off of about Rs. 60,000 in gray piece-goods and of about Rs. 34,000 in rice under Indian produce. Under treasure there has been a decrease of about Rs. 23,000 in the exports of silver.

Zanzibar.—The trade in foreign merchandise has improved by about 4 lakhs, while there has been a falling off of about 6 lakhs in Indian produce balanced by an improvement of over 6 lakhs in the exports of silver under treasure. The fluctuations in the principal items are shown below :—

				Increase.	Decrease.
				Rs.	Rs.
<i>Foreign Merchandise—</i>					
Piece-goods—Gray	64,000	...
Do. Coloured	3,21,000	...
Sugar, soft	32,000
<i>Indian Produce and Manufactures—</i>					
Piece-goods—Gray	2,11,000	...
Jowári and Bájri...	67,000
Wood—Teak	27,000	...
Rice	7,21,000

Egypt.—As mentioned in previous reports, ports in Egypt serve as entrepôts for the European market, and merchandise is booked to them to await orders, so that what portion of the total merchandise exported was really intended for local consumption cannot be ascertained. Trade with Suakin, a comparatively new port, amounted in the year to over Rs. 2,31,000 against over Rs. 2,000 only in the previous year, and it comprised chiefly grain and pulse, Rs. 81,000, flour, Rs. 49,000, *ghi*, Rs. 40,000, and rice, Rs. 30,000, all obviously intended for the use of the troops stationed there. Excepting these, the value of the trade in the principal articles for this and the previous year is shown below:—

				1884-85.	1885-86.
				Rs.	Rs.
Coffee	2,61,099	2,26,960
Silk—Raw	1,85,242	89,334
Cotton—Raw	1,01,518
Wheat	32,13,057	32,46,185
Linseed	14,67,185
Teel or Gingelly	1,45,075	1,760
Pepper	89,217	1,13,834
Treasure—Gold	14,200
Do. Silver	600	1,97,800

Mauritius.—The diminution in the trade is attributable to a falling off of over 27 lakhs in the exports of silver. The trade in merchandise alone shows considerable improvement, the value registered this year being about 16 lakhs against an average of only 9 lakhs in the preceding five years. Foreign merchandise and Indian produce share the improvement between them about equally. The most noticeable fluctuations are:—An increase of over 3 lakhs in grain and pulse, and of over 2½ lakhs in cotton piece-goods (foreign), and a falling off of about Rs. 38,000 in kerosine oil.

Natal.—The principal items of the trade are cotton piece-goods (foreign) and grain and pulse, under the former of which there is a decline this year of over Rs. 11,000.

United States.—Under foreign merchandise there has been a decrease of over Rs. 14,000 in ivory, and of about Rs. 85,000 in iron (old). Under Indian produce, dressed skins show an increase of about Rs. 1,65,000, while there has been a falling off of over 8 lakhs in linseed. There is, however, an improvement in the total export trade of about a lakh on the average of the preceding five years.

Aden.—The trade under foreign merchandise comes up to the average, but that in Indian produce shows a falling off of about 3½ lakhs with a further decline of over 9 lakhs in the exports of silver. The most noticeable fluctuations in the trade as compared with the previous year are:—Under "Indian Produce" there is an increase of over Rs. 92,000 in flour, of over Rs. 76,000 in cotton twist and yarn, and of over Rs. 35,000 in sugar unrefined, against a decline of about 3½ lakhs in gray cotton piece-goods, and of over a lakh in tobacco unmanufactured. Under the head "Foreign Merchandise" there is an increase of over ½ a lakh in coloured piece-goods against a falling off of about Rs. 64,000 in cotton twist and yarn.

Arabia.—The trade is in a very thriving condition. There is an increase of over 16 lakhs on the trade of the previous year and of about 5 lakhs on the average of the preceding five years. The trade in foreign merchandise has advanced this year by 2 lakhs and that in Indian produce and manufactures by about 14 lakhs. Under Indian produce there is an increase of over 3½ lakhs in wheat, of 2½ lakhs in coffee, of about 2 lakhs in cotton piece-goods assorted, of about a lakh each in *jowari* and *bajri* and silk goods, and of about ½ lakh each in flour and ginger. Under foreign merchandise cotton piece-goods show an improvement of over a lakh, while there is a falling off in coffee and refined sugar of Rs. 59,000 and Rs. 65,000 respectively.

Ceylon.—The diminution in the trade is attributable to a decrease of over 11 lakhs in the exports of silver, which were large in the previous year. In merchandise the trade has improved by nearly 2 lakhs. There is an increase of over a lakh in grain and pulse and a decrease of over ½ a lakh in kerosine oil.

China.—Here again the decrease is chiefly due to transactions under treasure, in which there has been a falling off of over 9 lakhs in the exports of silver. In the trade in merchandise there has been a diminution of about 2 lakhs under Indian produce and an advance of about a lakh under foreign merchandise, leaving a net decrease of 1 lakh. Under increase, about 32 lakhs may be put down to cotton twist and yarn (Indian) and about a lakh each to fish-maws (Indian and foreign) and sandalwood, and under decrease, over 11 lakhs to cotton (raw) and about 25 lakhs to opium. The export trade in opium registered in the year was 36,892½ chests of the value of Rs. 4,43,04,710 against 38,679½ chests of the value of Rs. 4,67,73,420 registered in the previous year.

Japan.—The export trade with Japan shows a steady improvement, having risen from 10 to 27 lakhs since 1880-81. There is an increase in the year of about 8 lakhs over the average of the preceding five years. It is almost all confined to Indian produce, and between this and the previous year there is an advance of about 1½ lakh in cotton twist and yarn and of about Rs. 30,000 in raw wool, the only two principal articles of the trade.

Mekran and Sonmiani.—The average value of the trade in the preceding five years is about 1½ lakhs. It comprises cotton goods, including twist and yarn, silk, and grain and pulse, and is almost equally divided between foreign merchandise and Indian produce.

Persia.—Here there is a decrease of over 2 lakhs under Indian produce and an increase of about 3 lakhs under foreign merchandise. There is also a falling off of about Rs. 20,000 in the exports of silver under treasure. As pointed out last year, more than four-fifths of the trade represents foreign merchandise. The most marked fluctuations are an improvement of over 7½ lakhs in cotton goods including twist and yarn and of about a lakh in copper against a falling off of about 2 lakhs in sugar, of about 1½ lakh in indigo, of over 1 lakh in rice, of ½ lakh each in tea and coffee, and over ½ lakh each in tin and in Indian shawls.

Straits Settlements.—The trade is about equal to the average of the past three years. The fluctuations are spread over several items, among which may be mentioned flour, which shows an increase of about Rs. 65,000, and books and printed matter, which show a falling off of Rs. 66,000.

Turkey in Asia.—Putting aside the transactions under treasure, there is an increase of over 1½ lakh, almost the whole of which is under foreign merchandise. Coloured piece-goods (foreign) show an improvement of about 3 lakhs and gray piece-goods (Indian) of about a lakh; while coffee (Indian and foreign) exhibits a decline of 1½ lakh, and refined sugar (foreign) of over a lakh. Silver shows a falling off of about Rs. 1,14,000.

Australia.—The increase is due to larger exports of cotton, myrabolans, and tea.

Imports.

The features of the import trade this year under the more important heads may be noticed:—

Apparel.

Under this head there is an increase of more than 16 per cent. as compared with the previous year, and this is due to larger imports of gold thread from Austria and Egypt. The industry of embroidering in gold has developed considerably within the last few years, and whereas formerly there were only a limited number of shops in Bombay and a few other places where this work was carried on, a large number of them are now found in almost all the principal towns in the Presidency. Though all the work turned out is said to be "gold" embroidery, there is really very little of gold in the majority of the articles, for most of the thread is of very inferior quality; but this is only to be expected when an article costs about half of what it did a few years ago. The demand for gold thread would be even larger than it is but for the fact that some of the foreign European ports send out a considerable quantity of gold-embroidered cloth which is classed under piece-goods. Ready made wearing apparel, articles of millinery and haberdashery from the United Kingdom raise the value of the trade by nearly 2½ lakhs.

Arms and Ammunition.

Safety fuses used for blasting purposes have largely contributed to the increase of over 12½ per cent. in the trade registered under this head.

Building and Engineering Materials.

The decrease of over 9 per cent. as compared with last year is due to Karachi importing its own requirements direct and to a smaller quantity of cement coming into Bombay for the use of the Municipality. It should be noticed that this year France sent out bricks and tiles of the value of Rs. 51,258 against Rs. 7,975 in the preceding year. French tiles are said to be better finished and more durable than either the old-fashioned country tiles or those manufactured at Mangalore.

Cabinetware and Furniture.

A smaller quantity of Bentwood furniture and gilt mouldings cause the trade registered under this head to show a decrease of 17 per cent. as compared with the previous year.

Candles.

The falling off is attributable to the increased use of kerosine oil for illuminating purposes.

Chemical Products and Preparations.

The large number of mills in Bombay have produced a demand for the particular kind of chemicals classed under "Other sorts" and used for sizing. These importations have since the previous year increased by over Rs. 1,62,000. Dynamite has not been imported to the extent it was in 1884-85.

Clocks and Watches.

19,361 more clocks and watches were imported in the year under report than in the preceding one. The average price has fallen from about Rs. 12-5-0 in 1884-85 to a little less than Rs. 11 this year. There is so much demand for cheap watches that it would not be strange if next year the average price receded still further. Not many years ago only the upper classes could afford to buy watches, but their cheapness has now placed them within the reach of the comparatively poorer classes, and has created a demand that did not exist before.

Coal.

Coal was imported in larger quantities than in the preceding year, but owing to a fall in the price the value of the trade decreased. Over-production in England necessitated large exports, and had it not been for the increased consumption of coal on account of the extension of the railway communication of the country and the large number of mills and foundries now working in the Presidency, the price of coal here would

have fallen still further ; as it is, the average price per ton was about 12 annas lower than it was in 1884-85. Nearly Rs. 19,50,007 worth of coal was received from New South Wales against Rs. 29,000 worth in 1884-85. This Australian coal is principally used by the Gas Company. It admits of easy storage and leaves a larger residue of coke than other kinds of coal. The quantity imported this year was 22,464 tons in excess of the previous year, but the value of the trade was Rs. 52,777 lower.

This head has many subdivisions and an improvement is noticeable under most of these. Owing to the introduction it is said at the places of manufacture of a cheaper kind of material for dyeing, it was found possible to reduce the price of Turkey red and its importation into this country has consequently increased. The competition of twist dyed locally with that obtained from outside has caused the imports of coloured twist other than Turkey red to diminish.

Cotton Twist and Yarn.

As compared with last year there is an increase of nearly 3 per cent. The sub-head under which an improvement is most noticeable is "Gray or Unbleached"; imports of which from the United Kingdom reached to 33,85,93,346 yards of the value of Rs. 3,54,79,765, or 18 lakhs more than in 1884-85. In "White or Bleached" piece-goods there is also an increase in value of nearly a lakh and a quarter. Nearly three-fourths of this increase was contributed by the United Kingdom, which sent out 11,54,94,867 yards worth 13½ lakhs of rupees. The average price per yard continues nearly on the same level as in the preceding year.

Cotton Piece-goods.

A larger quantity of quinine came into the country in this year than in the previous year, but, owing to a fall in its price, the value of the trade appears to have decreased. Under "Drugs, Other sorts", which includes most of the drugs used in dispensing purposes, there is an increase of a little more than 1½ lakhs.

Drugs & Medicines.

In 1884-85 the value of the trade registered under this head was only about four-fifths of what it was in 1883-84, but this year it has recovered to the extent of about 6¼ per cent. The articles in which an increase is perceptible are aniline dyes, cochineal, and saffron.

Dyeing and Colouring Materials.

Because the value of the trade has fallen by Rs. 65,277 it must not be inferred that the imports have decreased and that there is less demand than before for earthenware. As a matter of fact demand has increased somewhat and the supply has kept pace with it, but instead of better finished and more expensive articles those of an inferior and cheaper description find their way into the country to a larger extent than before.

Earthenware and Porcelain.

For several years past the imports under this comprehensive head have been on the increase. This year it has again advanced 2½ per cent. Padlocks and cutlery of a common description, collars and burners for tin kerosine oil lamps locally manufactured, and small metal boxes generally used by the people for holding tobacco have come this year in larger quantities than before, and have increased the value of the trade registered under this head.

Hardware and Cutlery.

These articles are subdivided into (1) musical, (2) photographic, and (3) scientific and philosophical. The imports of the first have declined by Rs. 62,568, while those of the other two have improved by Rs. 6,982 and Rs. 1,03,195 respectively. The increase in the last is mainly due to the importations of articles required by the telephone company.

Instruments and Apparatus.

An advance of very nearly 64 per cent. over last year's figures has taken place. Internal disturbances in Zanzibar and Mozambique, succeeding a year of scarcity, interfered with the exports of ivory from the African Coast, but now that tranquillity and plenty prevail in the country, large shipments have been made. From the United Kingdom 2½ lakhs of rupees worth of ivory was imported in the year under report in excess of the previous year. It may appear strange that ivory should be imported from the United Kingdom, but when direct shipments are made from Africa to that country, the whole of the tusk is sent. The hollow portion known in the trade by the name of hollows has therefore to be exported again to this country, where it is utilized for purpose of being made into bangles and ankle rings largely worn by Indian women. The average price per pound remains the same notwithstanding the additional supply.

Ivory and Ivory-ware.

Larger importations of "Boots and Shoes" and of "Saddlery and Harness," principally from the United Kingdom, have increased the value of the trade by a little over 5 per cent. Under "other sorts", a falling off is noticeable in consequence of the demand for "Leather belting" being restricted only to the requirements of the mills now at work, their number having remained stationary.

Leather.

The fluctuation under this head (value Rs. 31,16,157) is very slight, ¼ per cent. or Rs. 7,708 over last year's figures. "Ale, beer, and porter" and "Spirits" taken together show an increase of a lakh of rupees, while "Wines and Liqueurs" and "Other Sorts" have receded to the extent of about Rs. 92,000. Under "Spirits", 12,011 gallons of brandy to the value of Rs. 86,904 were imported in excess of the year 1884-85, but it is said that traders had a balance in hand from last year's stock of about 10,000 gallons of rum and this may account for diminution (8,382 gallons) in the imports. The greater part of the whisky that came into Bombay this year was in bottles instead of in casks owing to the preference shown by consumers to whisky bottled in Great Britain.

Liquors.

The average price per gallon of the more important kinds of spirits for the last three years may be seen from the following table :—

				Brandy.	Whisky.	Rum.	Gin.
				Rs. a. p.	Rs. a. p.	Rs. a. p.	Rs. a. p.
1883-84	6 8 8	5 8 2	4 4 5	3 8 6
1884-85	6 7 4	5 14 8	3 11 8	4 0 8
1885-86	6 8 5	5 9 5	2 6 2	3 12 2

Machinery and Millcork.

Without any additions worth mentioning to the number of the existing mills it is only to be expected that the value of the trade should fall, as it has done, to the extent of about 31 per cent.

Matches.

The trade has advanced this year to the extent of over 18 per cent., but it remains to be seen how it will be affected by the establishment of a new mill for the manufacture of matches that has lately been started in Bombay.

Metals.

Taking all the different kinds of metals together, there appears in the trade a net increase of 14½ lakhs as compared with the preceding year. The particular kinds in which there is a marked improvement are "Copper" and "Zinc or Spelter", which together have advanced by nearly 17½ lakhs, whilst under each of the heads "Iron" and "Lead", there is a perceptible falling off, amounting together to about 3½ lakhs.

Copper.

Increased production has tended to make copper cheaper and to place the articles made from it either wholly or in part more within the reach of the mass of the people. Since the last three years the price of copper braziers has been declining, and in the year under notice it was 15 per cent. below what it was in 1884-85.

Iron.

The requirements of Northern India went *via* Karachi instead of through Bombay, and imports in consequence decreased both in quantity as well as in value.

Lead.

In 1884-85 the imports of lead exceeded in value those of 1883-84 by Rs. 1,28,586, and this year they have decreased by Rs. 1,11,525, or by almost the same amount. The falling off is attributable to the fact that the market was glutted. The average price per cwt. is the same as it was last year.

Zinc or Spelter.

An advancement of 67½ per cent. is noticeable on account of larger receipts of hard spelter which with copper is made into what is commonly known as "Country Brass," and is largely utilized in making utensils of the sort commonly used by the natives of the country.

Oils.

Kerosine oil has contributed more than 65 per cent. towards the increase. In coconut oil from Ceylon and "Oils other sorts," principally lubricants for machinery, an improvement is also noticeable.

Paints and Colours.

The increasing requirements of the several railway companies has led to an enhancement of 34 per cent. in the trade under this head.

Paper and Pasteboard.

Imports of paper and pasteboard show a net increase of Rs. 1,42,000. Much of the paper used in this country comes from the United Kingdom and Austria. This year the receipts from the former of printing paper amounted to nearly 4½ lakhs, or about Rs. 48,000 more than in the year before. The value of the imports of writing paper has receded to nearly the same extent as that of printing paper has advanced. From Austria both writing and printing paper were received in larger quantities than in the year previous, and the difference in value, Rs. 1,28,643, is in favor of the year under notice. Increased competition in the trade is responsible for the improvement noticeable.

Perfumery.

A decrease has taken place in almost all the items under this head.

Provisions.

Larger imports from Muskat and Persia of "Dates" and "Fruits, other sorts," and of "Canned and Tinned Provisions" from the United Kingdom have increased the value of the imports by about 4½ lakhs, or 9.17 per cent. The receipts of dates and fruits depend upon their production, while canned and tinned provisions as they become cheaper and better known are brought more into use. The imports of ghee remain the same as before.

Railway Plant and Rolling Stock.

134½ lakhs of rupees worth of railway plant and rolling stock came into the country through Bombay. These may be roughly divided as below:—

Engines and tenders	29½ lakhs.
Carriages and trucks	27½ "
Materials for construction	77½ "

Imports of engines and tenders which last year had increased by 23½ lakhs have this year declined by 8 lakhs. In the value of the imports of the other two items there is an improvement of 54½ lakhs in favour of the year under review. With the increase of railway communication in the Presidency, rolling stock and materials have to be brought out in proportion.

Silk—Raw.

An advance to the extent of 8 per cent. has taken place. It is most marked in Chaharam and Cochin China silk, of which the price was high in consequence of the partial failure of the silk crop at Cossim-Bazar, Jagirpoor, Rampoor, and Radhanagri in the Bengal Presidency. Owing to direct exportations to European ports of fine Canton silk classed under "Other kinds of China" for the sake of the more remunerative prices obtainable in these markets, silk imports were a lakh of rupees below those of 1884-85. It

may here be noticed that silk warp yarn from Europe ready manufactured is attracting the attention of weavers here, and though the trade is still in its infancy, promises of its development are not wanting.

Pure silk piece-goods from Hongkong mark this year an increase of nearly 2½ lakhs against a decrease of 8½ lakhs in the previous year. From the United Kingdom and France, on the other hand, the value of the receipts has fallen off by Rs. 65,000 and Rs. 1,63,000 respectively. It would seem from this that China silk has taken the place of European silk, for the increase in one is nearly balanced by the decrease in the other. Low rate of exchange cannot be held responsible for this, for under other items European countries appear to have maintained the position they occupied before. Of piece-goods "Silk mixed", France sent out 6½ lakhs of rupees worth or 2½ lakhs in excess of the previous year, while receipts of the same from United Kingdom fell off by 1½ lakhs. The general improvement in the trade in silk piece-goods is in a measure due to the removal of the veto on marriages amongst the Hindu community which was in force in the previous year. Silk Piece-goods.

All the different articles classed under this head maintain the position they occupied last year except betel-nut, in which an improvement is noticeable, and on account of which the value of the trade has advanced by Rs. 7½ lakhs. The *sipari* or betelnut crop of the Presidency had partially failed and prices were in consequence sufficiently high to make it worth while to import it from the Straits Settlements and Ceylon, where the crop was luxuriant. Spices.

The trade in sugar shows a decline of nearly 71 lakhs, or 35½ per cent. against an increase in the previous year of nearly 80 per cent. This is only what was to be expected after the very heavy shipments of soft sugar in 1884-85. To the decrease of 71 lakhs, "Sugar-candy" contributes 5½ lakhs and "Sugar Soft", chiefly from Mauritius, 64½ lakhs. The falling off in the imports of "Sugar-candy" from Hongkong may be set down to its manufacture in this country from the soft sugar, of which large stocks were laid in when the price was unprecedentedly low in the year previous to the one under report. Imports of sugar in 1884-85 of the aggregate value of about Rs. 46,000 from ports in Belgium, Austria, and the United Kingdom were almost entirely discontinued this year. Sugar.

The value of the trade in tea has decreased but the quantity of it imported into the Presidency has increased. Tea.

Was imported to a larger extent, but its quality is said to have been inferior in order that the reduction in price may place the article within the reach of the bulk of the people. Black Tea.

This kind of tea that comes into Bombay from the Treaty Ports is taken to Kábul and Kandahár, but probably owing to the last dispute with Russia, merchants have hesitated to take the risk of trading with Afghánistán, and imports in consequence have decreased to the extent of Rs. 5,31,000. It is said that Afghánistán also receives its supply of green tea direct from China *via* Yárkand. Green Tea.

There is an improvement of nearly 16 per cent. Since the abolition of the duty imports of woollen piece-goods have been increasing and the average price per yard has fallen from Rs. 1-2-4 in 1882-83 to nearly a rupee in 1885-86. The trade with the United Kingdom and Austria in these goods has improved by nearly 3 lakhs and 2½ lakhs respectively. Woollen Piece-goods.

The features of the export trade of the year under the more important heads may be noticed:— Exports.

Of coffee the exports were 10,049 cwts. over those of last year, and the difference in the value of the trade is a little more than 2½ lakhs in favour of the year under report. Egypt, Mauritius, and Muskat together have contributed nearly seven-tenths of this increase. At Singapore, as well as Ceylon, the crop was under the average and some of the markets hitherto supplied by these countries had to take Indian coffee. No change appears to have taken place in the average price, which remains at about Rs. 26-8-0 per cwt. Coffee.

The season under consideration was more favourable for the proper development of the crops than its immediate predecessors, but the exports of cotton show a decrease of 804,988 cwts. of the value of Rs. 2,39,93,563. This decrease was partly attributed to the fact that the quality was inferior, but as heavy shipments, as a rule, are made in April, May, and June, it is probable that the result of the abundant crop will be noticeable in the current year. The European countries to which this commodity is usually sent are (1) the United Kingdom, (2) Austria, (3) France, (4) Germany, (5) Russia, (6) Spain, and (7) Belgium. Of these the first six have shared in the decrease, taking 810,934 cwts. (value Rs. 2,40,46,865) less than they did in 1884-85. The United Kingdom contributes 163½ lakhs to this decrease, the exports being of the value of Rs. 2,55,25,911 against Rs. 4,18,59,315 in the preceding year. Belgium and Italy together took more than they did last year, their shipments being better by 63,191 cwts. valued at about Rs. 13½ lakhs. Cotton—Raw.

The trade registered under this head has advanced by Rs. 34,35,203, or about 14½ per cent. Most of the improvement is noticeable under *Mule Twist*, exports whereof to the Treaty Ports amount in value to about Rs. 29½ lakhs, which is 5 lakhs in excess of the previous year. In 1884-85, in consequence of overproduction, twist turned out by the mills in the Presidency could be bought in China at a price nearly equal Cotton Twist and Yarn.

to that of the raw material and capitalists taking advantage of the circumstance made large purchases. They gradually introduced it into the interior where Chinese weavers, on account of its low price, were induced to give Indian twist a trial, with the result that they now prefer it to that of their own make. The trade in *Water Twist* produced by Bombay mills was not very large and this year its value reached only Rs. 55,000, or Rs. 8,500 below what it was in the previous year. The principal places to which this twist is sent are Muskat, Japan, and Persia. The exports of *Coloured Indian Twist* are gradually increasing notwithstanding the fact that a great deal of it is taken up by the local weavers. This year's shipments were to the extent of about Rs. 90,000 or Rs. 15,000 in excess of the previous year's figures.

Cotton Piece-goods.

There is an improvement of $7\frac{1}{4}$ per cent., or Rs. 3,16,646 in the trade. The increase is roughly distributed as follows amongst the sub-heads:—

	Rs.
(1) Gray or Unbleached	76,000
(2) White or Bleached	78,000
(3) Dyed or Coloured	1,55,000
(4) Handkerchiefs	8,000

Total ... 3,17,000

The principal articles included under the first sub-head are T cloths, sheetings, domestics, drills and jeans, long cloths and *chaddars*, and these have been chiefly taken up by Mozambique, Zanzibar, Aden, Hongkong, and the Treaty Ports. Arabia—Other States—contributes to almost the whole of the increase noted under the second item.

Dyeing and Colouring Materials.
Grain and Pulse.

An abundant yield of myrabolans is responsible for the increase noticeable.

Nine-tenths of this trade is in wheat and almost the whole of the improvement of Rs. 42,79,854 can be set down against it. Italy took 44 lakhs of rupees worth of Indian wheat, which is nearly double of what it imported in the year before. It is the inferior quality known as 'Red Pessy' that is sent to Italy, and for a part of the year its price in the Bombay market was higher than that of the superior kind known as 'White Pessy.' Exports to the United Kingdom also were larger than in the previous year by 41 lakhs, while shipments to France diminished by 36 lakhs. The growth in the trade may be set down to the favorable season.

Hides and Skins.

An advance of about 3 per cent., or Rs. 1,67,000, is noticeable. More skins than hides appear to have been taken from the country, as on a comparison of the weights of the exports of this and the previous year there is a balance of 2,345 cwts. in favour of the former. Great Britain and the United States together imported $3\frac{3}{4}$ lakhs of rupees worth of dressed and tanned skins in excess of what they did in 1884-85. Under *Raw Hides* a falling off of $2\frac{1}{4}$ lakhs has taken place, principally on account of smaller exports to the United Kingdom. The figures for *Dressed and Tanned Hides* have progressed by Rs. 68,000, of which sum all but Rs. 8,000 has been contributed by the United Kingdom.

Oil.

In 1883-84 the exports of oil amounted in value to more than 5 lakhs. In the succeeding year they fell to $3\frac{1}{4}$ lakhs, and a further fall has taken place this year, the figures coming to Rs. 2,90,626.

Seeds.

This is an important item in the export trade and ranks next to raw cotton, which generally takes the first place. The value of the trade is almost the same as it was in 1883-84, when it had expanded by 51 per cent. as compared with 1882-83. The exports of the year represent a sum of Rs. 5,12,71,834, which may roughly be distributed as follows:—

Ground-nut	25½ lakhs.
Linseed	294½ "
Poppy	14½ "
Rape	100½ "
Teel or Gingelly	60½ "
Other seeds	11½ "

Linseed.

The exports of linseed were better than they were in the previous year by nearly 7 lakhs. On account of remunerative prices in the European market there was a good demand, and though the crop in some parts of the Presidency had partially failed, Cawnpore supplied the deficiency. The countries that chiefly import this seed are the United Kingdom, Belgium, France, Holland, and the United States. Egypt in the previous year dropped out of the list of countries to which it is sent, but it re-appears this year with a sum of about $14\frac{1}{2}$ lakhs against it. It is not known whether the exports to Egypt were for local consumption or for subsequent despatch elsewhere.

Poppy Seed.

An expansion to the extent of $2\frac{1}{4}$ lakhs has taken place in the export trade of poppy seed. Most of it is taken up by France and Belgium. It is said that the late crop of last year and the abundant produce of the season now under consideration led to an unprecedented fall in the prices.

Rapeseed.

Rapeseed is the next in importance after linseed. The countries to which it is shipped to any large extent are the United Kingdom, France, Germany, and Belgium, of which all except the last took more than they did in the previous year. Exportations to Belgium this year were Rs. 14,40,000 below what they were the year before. The demand for brown rapeseed appears to have been better than the demand for yellow from Gujarat and Cawnpore.

Gingelly not taken up to the usual extent this year by France and Germany owing to the larger balance left from the shipments of 1884-85, and hence a falling off of about 48½ lakhs in the value of the exports.

This trade has improved to the extent of Rs. 2,81,123, or 22 per cent. The articles commonly exported are cardamoms, ginger, and pepper. Of these the first goes to Great Britain, the second is taken there as well as to Aden, and the last to Great Britain, Aden, France, and Persia. Exports to Persia and Aden were not so large as in previous years.

There is a decline of about Rs. 1,17,000, or nearly 16 per cent., to which unmanufactured tobacco contributes Rs. 1,13,000. The decrease is due to the withdrawal of the troops from Egypt.

In 1884-85 the price of wool in the European markets was low and in the hope of seeing it improve, traders held back from making shipments in that year, but as no change appeared to take place, recourse to exportation was necessary in order to clear the stock remaining on hand. It is stated that the rates for wool have not changed for the better in Europe.

Though the value of the trade has decreased the average price has increased from Rs. 33 in 1884-85 to Rs. 36 in the year under report. No definite reason can be assigned for the falling off noticeable in the trade.

The gross amount of customs duty collected on imports and exports is shown below :—

	1884-85.	1885-86.	Increase or Decrease in 1885-86.
	Rs.	Rs.	Rs.
On Imports	11,74,357	12,85,775	+1,11,418
„ Exports	2,10,903	1,56,386	-54,517
Total	13,85,260	14,42,161	+56,901

This is distributed as follows :—

Articles.	1884-85.	1885-86.	Increase or Decrease in 1885-86.
	Rs.	Rs.	Rs.
<i>Imports.</i>			
Arms, Ammunition, &c.	55,108	62,077	+6,969
Liquors—Spirits	9,32,466	10,47,918	+1,15,442
Wines and Liqueurs... ..	1,65,621	1,49,138	-16,483
Ale, Beer, and Porter	14,676	14,880	+204
Other sorts	72	36	-36
Opium	409	299	-110
Salt	5,534	10,111	+4,577
All other Articles	471	1,316	+845
Total	11,74,357	12,85,775	+1,11,418
<i>Exports.</i>			
Grain and Pulse—Rice and Paddy	2,10,903	1,56,386	-54,517
Total	2,10,903	1,56,386	-54,517

The following statement exhibits the total number and tonnage of vessels which entered and cleared with cargoes from and to foreign external ports :—

Entries and clear-
ances with Cargoes.

	1884-85.		1885-86.		Increase or Decrease in 1885-86.	
	Vessels.	Tons.	Vessels.	Tons.	Vessels.	Tons.
Entered	974	10,54,775	950	10,50,818	-24	-3,957
Cleared	904	9,68,603	943	9,94,241	+39	+25,638
Total	1,878	20,23,378	1,893	20,45,059	+15	+21,681

The above table includes sailing vessels and steamers. The vessels that entered and cleared taken together exhibit an increase of 15 vessels, amounting in the aggregate to 21,681 tons; the vessels entered show a decrease of 24 in number with a diminution of 3,957 tons in burthen, but those cleared, an increase of 39 in number and of 25,638 tons in burthen. Of the total number of vessels entered and cleared 1,152 were steam and 741 sailing vessels.

The total figures of the coasting trade of the port of Bombay are noted below. They comprise imports from and exports to—

I.—Foreign India ports.

II.—British Ports in other Presidencies, including Sind.

III.—British Ports within the Presidency.

Transactions in Government stores and treasure are also shown but are not included in the totals:—

					1884-85.	1885-86.	Increase in 1885-86.	Decrease in 1885-86.
					Rs.	Rs.	Rs.	Rs.
<i>Imports.</i>								
Merchandise	9,77,82,252	8,61,48,277	1,16,33,975
Treasure	17,42,467	21,43,764	4,01,297
Total					9,95,24,719	8,82,92,041	1,12,32,678
Government Stores					2,55,853	7,06,374	4,50,521
Do.	Treasure	63,930	4,75,498	4,11,559
<i>Exports (including Re-Exports).</i>								
Merchandise	7,26,19,386	7,04,05,551	22,13,835
Treasure	73,55,682	55,15,954	18,39,728
Total					7,99,75,068	7,59,21,505	40,53,563
Government Stores					11,95,205	10,58,530	1,36,675
Do.	Treasure	96,95,950	1,98,26,800	1,01,30,850
<i>Total Trade.</i>								
Merchandise	17,04,01,638	15,65,53,928	1,38,47,810
Treasure	90,98,149	76,59,718	14,38,431
Total					17,94,99,787	16,42,13,546	1,52,80,241
Government Stores and Treasure					1,12,10,947	2,20,67,202	1,08,56,255

From the table given above it will be seen that the total coasting trade, import and export, shows a decrease of upwards of 152 lakhs when contrasted with the figures of 1884-85. Taking into consideration merchandise and treasure separately, both are found to have decreased by more than 138 and 14 lakhs respectively.

The imports of merchandise exhibit a decrease of 116 lakhs, while imports of treasure show an increase of 4 lakhs, the result being a net decrease of 112 lakhs.

As the imports indicate goods coming to Bombay from the Coast mostly for export to foreign countries, while the exports indicate foreign merchandise distributed from Bombay, the decrease in both the imports and exports in this table shows a decline in the trade of the Presidency.

The exports of merchandise show a decrease of 22 lakhs, and those of treasure a decrease of 18 lakhs.

The import trade is recorded under two divisions: (1) Imports of Indian produce and manufactures, and (2) Imports of foreign merchandise. There is a diminution in the trade in the first division and an improvement in the second this year as was the case in the previous year.

The total imports of merchandise during the year under report were valued at upwards of 861 lakhs, out of which 846 lakhs were Indian produce and about 15 lakhs foreign merchandise.

The principal articles of Indian produce imported into Bombay from Coast ports were coffee, coir manufactures, cordage, raw cotton, cotton twist and yarn, indigo, myrabolans, turmeric, cocoanuts, copra, rice (husked and unhusked), *jowári* and *bájri*, wheat, raw hemp, raw skins, raw jute, gunny bags (power and hand-loom), gunny cloth (power and hand-loom), country spirits, castor and cocoanut oils, ghee, fish (dried and salted), fish-maws, salt, seeds (linseed, groundnut, and castor), betel-nut, cardamoms, ginger, pepper, sugar (refined and unrefined), tobacco (unmanufactured), teakwood, and raw wool. These were for consumption in Bombay and in the several districts above and below the Gháts, but chiefly for exportation, to foreign countries.

Of the articles noted above, coffee, indigo, turmeric, cocoanuts, wheat, raw hemp, country spirits, castor-seed, betelnut, pepper, sugar (refined and unrefined), and teakwood show an increase, while coir manufactures, raw cotton, cotton twist and yarn, copra, rice (husked and unhusked), *jowári* and *bájri*, raw jute, gunny bags and gunny cloth (power and hand-loom), castor and cocoanut oils, *ghi*, salt, linseed, ground-nuts, cardamoms, tobacco (unmanufactured), and raw wool show a decrease.

The export coasting trade is also divided into two classes: (1) exports of Indian produce and manufactures and (2) exports of foreign merchandise, the former amounting to 295 lakhs and the latter to 409 lakhs in the year. There is an improvement of about 6 lakhs in the former and a falling off of 28 lakhs in the latter, as contrasted with the previous year in which the trade under both the heads showed an increase. Under treasure, silver shows again a decrease of about 18 lakhs and gold of about Rs. 4,000.

Among the principal articles of Indian produce and manufactures exported, raw cotton, coloured piece-goods, grain (gram, rice husked and unhusked, pulse, and grain other sorts), iron, teel or gingelly seed, betel-nuts, unrefined sugar, and teakwood exhibit an increase; while cotton twist and yarn, gray piece-goods, gunny bags and gunny cloth (power and hand-loom), teel oil, and silk piece-goods show a decrease.

In the course of the year 48,290 vessels engaged in the coasting trade entered with cargoes and 12,286 vessels cleared. This is an increase of 417 vessels and 46,519 tons tonnage over the number that entered and cleared in the previous year.

The entire trade and shipping of the port of Bombay are summarised and compared with the results of last year in the subjoined statements:—

Summary of Trade
and Shipping of the
Port of Bombay.

Trade.

Details.	1884-85.	1885-86.	Increase.	Decrease.
	Rs.	Rs.	Rs.	Rs.
Imports.				
Merchandise	31,27,56,645	30,58,12,491	69,44,154
Treasure	10,87,57,086	12,69,33,013	1,81,75,927
Government Stores	69,73,339	65,95,769	3,77,570
Do. Treasure	1,57,439	4,75,498	3,18,059
Total ...	42,86,44,509	43,98,16,771	1,11,72,262
Exports, including Re-exports.				
Merchandise	39,99,41,874	38,33,84,953	1,65,56,921
Treasure	1,98,58,555	1,45,48,137	53,10,418
Government Stores	16,24,420	13,51,090	2,73,330
Do. Treasure	1,04,95,950	2,00,06,800	95,10,850
Total ...	43,19,20,799	41,92,90,980	1,26,29,819
Total.				
Merchandise	71,26,98,519	68,91,97,444	2,35,01,075
Treasure	12,86,15,641	14,14,81,150	1,28,63,509
Government Stores	85,97,759	79,46,859	6,50,900
Do. Treasure	1,06,53,389	2,04,82,298	98,28,909
Total ...	86,05,65,308	85,91,07,751	14,57,557

Shipping.

Details.	1884-85.		1885-86.		Increase.		Decrease.	
	Vessels.	Tons.	Vessels.	Tons.	Vessels.	Tons.	Vessels.	Tons.
Entered.								
With Cargoes	52,535	22,85,877	50,068	22,53,315	2,467	32,562
In Ballast	3,118	1,78,754	3,446	2,04,329	328	25,575
Total ...	55,653	24,64,631	53,514	24,57,644	2,139	6,987
Cleared.								
With Cargoes	12,773	16,18,202	13,229	16,90,359	456	72,157
In Ballast	28,594	6,60,950	28,164	6,63,867	...	2,917	430	...
Total ...	41,367	22,79,152	41,393	23,54,226	26	75,074
Grand Total.								
With Cargoes	65,308	39,04,079	63,297	39,43,674	...	39,595	2,011	...
In Ballast	31,712	8,39,704	31,610	8,68,196	...	28,492	102	...
Total ...	97,020	47,43,783	94,907	48,11,870	...	68,087	2,113	...

Subordinate Ports.

The total value of the trade at the Continental Ports of the Bombay Presidency, exclusive of Government stores and treasure, amounted to Rs. 7,15,17,131, which shows a decrease of Rs. 13,09,740, or 1·8 per cent., on that of the previous year and nearly 1·7 per cent. on the average of the preceding five years.

The whole trade may be divided and compared with that of the previous year as follows:—

Names of Divisions.	1884-85.	1885-86.	Increase in 1885-86.	Decrease in 1885-86.
	Rs.	Rs.	Rs.	Rs.
Foreign External Ports... ..	1,04,915	4,84,687	2,89,972
Foreign Indian Ports	61,08,564	73,01,535	11,92,971
British Ports in other Presidencies	57,15,184	60,21,532	3,06,348
British Ports in the Bombay Presidency	6,08,08,208	5,77,09,177	30,99,031
Total	7,28,26,871	7,15,17,131	17,89,291	30,99,031
			Deduct Increase	17,89,291
			Net Decrease	13,09,740

Coast Ports.
Foreign Imports.

The total foreign import trade of the coast ports amounted in value to Rs. 4,79,088, an increase of Rs. 2,99,976 over the value in the previous year. There was a large increase in the importation of kerosine oil from New York. The foreign export trade of these ports is inconsiderable. The number of vessels that entered and cleared with cargoes for foreign ports at the coasting ports was 76, and their tonnage 4,176 tons.

Indian Exports.

The value of the import trade of the coasting ports with the rest of India and with each other (excluding trade in Government stores and treasure) was Rs. 2,69,44,994. This exceeded by Rs. 6,10,949 the value of the import trade of the previous year. The value of the export trade, however, decreased, being Rs. 4,40,87,250 against Rs. 4,62,97,911 in the previous year. This was mainly due to the failure of the cotton crop of 1884-85. In other items neither the increase nor the decrease was very remarkable. The railway companies divert a portion of the traffic from the coast ports. The total number of vessels for Indian ports that entered and cleared with cargoes during the year was 73,073, their tonnage 10,08,022 tons. As compared with the figures of the previous year there was a decrease of 1,674 vessels and 97,838 tons.

Coast Ports.
Customs.

The customs realizations at the coast ports amounted to Rs. 13,748. This was less than the realizations of the previous year by Rs. 13,748.

(2.) SIND.

Total Karachi Im-
ports and Exports.

Excluding Government transactions the total declared value of imports and exports of merchandise and treasure to and from foreign and Indian ports in 1885-86 amounted to Rs. 10,20,72,746. This exceeded the total value of the trade of Karachi in the previous year by Rs. 96,57,120. In other words, trade expanded during the year to the extent of 10.45 per cent. The value of foreign trade exceeded that of the past year by 83 lakhs of rupees and the value of the coast trade exceeded that of the past year by 13½ lakhs of rupees.

Foreign Trade Im-
ports and Exports.

Imports of free merchandise from foreign countries rose by 43 lakhs of rupees. Imports of dutiable foreign merchandise increased by 3 lakhs of rupees. The principal articles that contributed towards the increase were coal, coke, cotton goods, malt liquor, metals (except lead), spirits, wines, liqueurs, oils, provisions, railway plant and rolling stock, wool (raw) and woollen goods. Treasure declined to the extent of 6½ lakhs of rupees.

The increase in the total value of merchandise exported amounted to 45½ lakhs of rupees. The increase occurred mainly in raw cotton, rice, wheat, hides and skins, tea, and wool (raw). In treasure there was a decrease of nearly 2 lakhs of rupees.

Government trans-
actions.

Imports of stores from foreign ports made by Government rose from Rs. 34,23,679 in 1884-85 to Rs. 1,52,48,792, the increase being Rs. 1,18,25,113. This increase was mainly due to the importation of large quantities of plant and rolling stock for the Quetta and Bolan railways. The value of stores exported to foreign countries rose by Rs. 32,052. This increase was chiefly due to the exportation of malt liquor to Aden. Imports of Government stores and treasure from the coast ports amounted to Rs. 1,92,34,659. This exceeded by Rs. 93,53,829 the value of the imports of stores and treasures in the previous year. This large increase was caused by the growing wants of the military forces beyond the frontier and by the requirements of the Quetta and Bolan railways. Exports of Government stores and treasures to coast ports showed an increase in value of Rs. 4,59,991. This was principally due to the return of stores and provisions from Afghanistan and to the increased export of old and defaced coins to the mint.

Trade of Karachi
with different
Countries.
The United King-
dom.

The trade of Karachi with different foreign countries is noticed below.

United Kingdom.—The value of imports from the United Kingdom amounted to Rs. 1,87,52,165. In the previous year the value was Rs. 1,45,79,968. The increase of Rs. 41,72,197 was distributed over the following articles:—Apparel, candles, coal, coke, twist and yarn, cotton piece-goods, dyeing and colouring materials, glassware, hardware and cutlery, liquors, metals (except brass wrought, copper unwrought, and lead), provisions, railway plant and rolling stock, silk piece-goods, wool (raw), and woollen piece-goods. Large quantities of cement were imported but owing to a fall in price the declared value was less. There was a decrease in the import of drugs and medicines, instruments, jewellery, machinery

brass (wrought), copper (unwrought), lead, and toys. The decrease in treasure has been already noticed. Exports to the United Kingdom showed an increase of Rs. 65,08,828 over the previous year. The principal articles that contributed towards the increase are cotton (raw), indigo, wheat, gums, skins, lac-dye, gingelly seed, tea, and wool (raw). Business in grains other than wheat and in hides and rape-seed fell off considerably.

France.—Imports from France during the year have fallen off in value to the amount of Rs. 22,044. This falling off has taken place in corks and liquors. In exports also a fall of Rs. 41,20,366 has taken place. This was caused by decreased exports of wheat, rape-seed and gingelly seed. A large increase took place in the export of cotton (raw), grains other than wheat, and hides.

Belgium.—Imports during the year were nominal. Exports have risen in value from Rs. 74,75,208 to Rs. 1,08,70,672. The increase has taken place in cotton (raw), wheat, millets, hides, and rape seed.

Austria.—Imports fell from Rs. 95,220 to Rs. 59,618. There was a decrease in the imports of twist yarn, and hops. Exports declined to the extent of Rs. 79,880 owing to smaller exports of cotton (raw), hides, and gingelly seed.

Italy.—Imports rose by Rs. 38,057 owing to increased importation of cotton coloured piece-goods, hops, and provisions. The value of exports rose by Rs. 5,71,241, owing to increased exports of cotton (raw), hides, rape and gingelly seed. The export of wheat declined.

Egypt.—Both imports and exports decreased to the extent of Rs. 2,063 and Rs. 8,95,965 respectively. Most of the exports to Egypt are not in reality destined for Egyptian consumption but are consigned to Port Said for orders.

Persia.—The value of imports rose from Rs. 6,59,990 to Rs. 7,05,436. Imports of dried fruits, shells and cowries, silk (raw), and wool (raw) increased. Exports fell off in value to the extent of Rs. 82,530, chiefly to owing to a smaller export of indigo.

Arabia.—Imports declined in value to the extent of Rs. 42,708, owing to decreased imports of dates and dried fruits. Exports, principally of grains, showed an increase of Rs. 15,467.

Turkey in Asia.—Imports improved by Rs. 19,649 owing to a larger import of wheat. Exports fell off slightly.

Mekran and Sonmiáni.—Imports have risen in value to the extent of Rs. 2,37,226. Half of the increase is due to the import of *ghi*. Pulse, fishmaws and sharkfins, rapeseed, and wool (raw) also show an increase. Exports increased in value to the extent of Rs. 57,099. Cotton piece-goods chiefly accounted for the increase.

The total value of imports and exports of private merchandise during the year amounted to Rs. 6,11,87,433. This exceeded the value in the previous year by 80 lakhs of rupees. The Government transactions owing to the requirements of the Quetta and Bolan railways were five times as large as in the preceding year. Extensive harbour improvements are being carried on at Karáchi and the railway authorities endeavour to facilitate the transit of goods. 8 new European firms and transit agencies opened business in Karáchi during the year and two new lighterage companies were at work in the harbour. General remarks.

The imports of merchandise from foreign countries rose during the year from Rs. 1,79,17,998 to Rs. 2,18,40,874, the increase being Rs. 39,22,876. The articles in which an increase appeared have been already noticed. It is probable that the trade in cotton piece-goods which has long been carried on through Bombay will be carried on direct with the United Kingdom. The abolition of octroi dues has had a very favorable effect on this branch of trade. Import Trade.

Export trade in foreign merchandise is confined to export of piece-goods to Mekran and Sonmiáni, and to the export of wool (raw) received from Mekran and Sonmiáni to the United Kingdom. This branch of the export trade rose in value from Rs. 22,22,766 to Rs. 28,86,320. Export trade in Indian produce and manufactures increased by Rs. 39,08,838 during the year. The heads of increase have already been noticed. Unlike Bombay there was a large increase (124,678 cwts.) in the amount of cotton exported during the year. This increase was due to direct imports to France, Belgium, and Italy, where the staple is beginning to establish itself. Wheat forms the principal portion of the export trade. During the year the amount of wheat exported rose by 1,970,175 cwts., the value of which was Rs. 72,22,852. The value of the wheat trade which in 1874-75 was Rs. 6,15,780 has risen to Rs. 2,56,40,848 in 1885-86. In other words, the wheat trade has multiplied itself 40 times over since the former year. The export trade in wool (raw) direct to the United Kingdom increased in value by Rs. 7,05,317 during the year but decreased by 5½ lakhs with Bombay. The exports of rape seed declined in value by 33½ lakhs owing to a failure of the crop. The exports of gingelly seed fell off for a similar reason. Export Trade.

The number of steamers that entered with cargo during the year rose from 104 to 159 and the tonnage from 119,920 tons to 198,079 tons. This gives the large increased number of 55 steamers and of 78,159 tons. Steamers entering in ballast declined by 8 steamers and 10,307 tons. Arab sailing vessels with cargo fell off by 33 vessels and 2,444 tons owing to the smaller import trade with Persia and Turkey in Asia. Native craft entering with cargo increased by 15 vessels and 1,621 tons. 205 steamers with an aggregate tonnage of 272,686 tons cleared with cargo during the year. This showed an excess of 29 steamers and tonnage Shipping.

38,333 tons over the figures for the previous year. 16 sailing vessels cleared with cargo but their tonnage (1,508 tons) was less by 282 tons than the tonnage of the 10 sailing vessels that cleared in the previous year. The large increase in the number and tonnage of the steamers that entered and cleared with cargo is attributed to the thriving condition of both the import and export trades.

Subordinate Ports.

The foreign trade of Keti Bandar was insignificant. What little there is is with the Mekran coast and Sonmiáni. The external trade of Sirgonda was nil.

The coasting trade of both these ports was more considerable. The imports of Keti Bandar consisting mainly of cotton piece-goods, jute, and kerosine oil amounted in value to Rs. 2,78,561, exceeding in value the imports of the previous year by Rs. 75,052. The exports of Keti Bandar rose in value by Rs. 4,12,385, owing to larger exports of food grains, raw hides, *ghi*, and gingelly seed. The coasting trade of Sirgonda rose in value to the extent of Rs. 77,828 owing to an increased export of rice to the Malabar Coast.

Sind.
External land trade.

The total value of the external land trade (imports and exports) of the province of Sind with Afghanistan and Beluchistan was Rs. 3,69,28,539. Of this trade to the value of Rs. 22,67,158 went by road and the remainder by the Sind-Pishin State Railway.

The total value of imports was Rs. 30,58,704, against Rs. 28,55,203 in the previous year.

The total value of exports was Rs. 3,28,68,835, against Rs. 1,69,21,068 in the previous year.

The imports are comparatively unimportant. The increase is due to the import of raw wool to the value of Rs. 9,41,212 against Rs. 7,31,715 in the previous year.

The value of road-borne exports was slightly less than the value in the previous year. Exports by rail rose by no less than Rs. 1,62,00,715 in value. This large increase was in great measure due to the increased export of railway materials (Rs. 1,72,15,420 against Rs. 69,77,890 in 1884-85) for the Quetta and Bolan railways now under construction. The requirements of the large gangs of coolies employed on these works caused an increase in the exports of rice and grains (Rs. 5,21,188 and Rs. 16,13,658 against Rs. 3,54,627 and Rs. 4,32,450 in 1884-85). The remaining increase was generally distributed.

(3.) ADEN.

The entire trade of Aden for 1885-86 was valued at Rs. 4,38,92,139. This value exceeds that of the previous year by Rs. 46,83,062. In other words, the trade of Aden increased 12 per cent. during the year. This increase however was little more than lost ground recovered, since the value of the trade in 1884-85 exhibited a decrease of Rs. 45,56,695 when compared with the trade of the year preceding.

The trade is divided into Foreign, Indian, and Inland trade. Under each of these heads there was an increase during the year, that under foreign trade being the most conspicuous. The figures are as follows :—

Divisions.	1884-85.	1885-86.	Increase or Decrease.
	Rs.	Rs.	Rs.
Foreign Trade	2,81,63,399	3,16,15,611	+ 34,52,212
Indian do.	86,72,208	96,74,805	+ 10,02,597
Inland do.	23,73,470	26,01,723	+ 2,28,253
Total	3,92,09,077	4,38,92,139	+ 46,83,062

The value of the average trade of the past 5 years is Rs. 4,09,18,950.

Private Foreign Trade.

Excluding from foreign trade all transactions on Government account the value of private foreign trade was Rs. 3,16,15,611. The total increase during the year was Rs. 34,52,212. Of this increase Rs. 23,60,594 is attributable to imports and Rs. 10,91,258 to exports.

Foreign Imports.

The most considerable increase under imports was with Arabia. The increase of the value of the trade exceeded 11 lakhs of rupees. Coffee, skins, and treasure were the main sources of this increased trade. Import trade with Abyssinia and the East Coast of Africa increased in value to the extent of 5 lakhs of rupees. The establishment of the Italians at Massowah has stimulated trade. Treasure, live stock, coffee, feathers, gum arabic, and minor products are the sources of this trade. Import trade with the United Kingdom increased in value by a lakh and a half of rupees, as did the import trade with the Straits Settlements. Coal in the one case and inferior Java coffee for re-export in the other account for the increase. The increase of value of the import trade with other countries is less important.

Foreign Exports.

Exports to the United Kingdom increased in value by 5 lakhs, coffee being largely exported. Exports to the United States increased in value by 4½ lakhs owing to a larger export of coffee, hides, and skins. Exports to Abyssinia and Arabia increased in value by

7½ lakhs: food and treasure were the principal articles exported. Exports to Austria decreased in value by 4 lakhs of rupees; less coffee, hides, and skins were exported. The export trade with other countries calls for no remark.

The principal imports of Aden are coals, coffee, cotton, grains and pulse, hides (raw), provisions, tobacco, and treasure. The import of coffee largely increased during the year. It is imported from Arabia, the Somali Coast, and Singapore. The Singapore coffee is of an inferior quality and is consumed by the Arabs of Yemen. Owing to the failure of the *jowári* crop in Arabia a large quantity of that grain was imported. Treasure too was imported largely from Bombay and Trieste owing to the scarcity of silver dollars at Hodaila. The increased value of these three principal imports was as follows:—

	Rs.				
Coffee	12,55,558
Grain and Pulses	3,19,430
Treasure	8,04,966

Principal Imports.

The principal exports are coffee, cotton, piece-goods, grains and pulses, gums and resin, and treasure. The increase in the value of the exports are as follows:—

	Rs.				
Coffee	5,45,556
Cotton piece-goods	29,935
Grains and Pulses	2,64,983
Gums and Resin	1,81,599
Treasure	8,24,938

Principal Exports.

In the other articles exported there have been increases and decreases of less importance.

1,432 steam vessels with an aggregate tonnage of 2,247,946 tons entered the port during the year. This was an increase of 82 vessels and 119,876 tons tonnage over the figures for 1884-85. The number of steamers that cleared was 1,438; their tonnage 2,256,000 tons. This was an increase of 90 vessels and 1,30,062 tons. Country craft to the number of 1,276 (tonnage 45,435 tons) entered the port and 1,205 (tonnage 44,903 tons) cleared. The number and tonnage exceeded the number and tonnage of country craft in the previous year. 3 sailing vessels only entered and cleared at the port as against 7 in the previous year. The increase in the number of steam vessels that entered the port was partly caused by the removal of quarantine on arrivals from India and China.

Shipping.

Public Works.

In consequence of orders received from the Government of India in May 1885, the budget grant for Provincial Public Works which had stood at 37½ lakhs was reduced by Rs. 4,14,000. Of this Rs. 2,67,300 were to be taken from the grant for Original Works, Rs. 1,45,700 from that for Communications, and Rs. 1,000 from that for Tools and Plant. The Imperial Civil Works grant was also reduced by Rs. 17,400, but was subsequently increased by Rs. 50,056. On the whole, a reduction of nearly 7 lakhs was effected during the year.

General expenditure
and reductions.

With the above reductions and including certain additions made subsequently, the total expenditure on Civil Works including Contribution and Local Works amounted to Rs. 4,99,622. This sum was divided as follows:—

	In India.					Rs.
Imperial	1,32,067
Provincial	34,71,683
Contributions	3,00,979
Local Funds	10,91,493
					Total	49,96,222
In England	448
					Grand Total	49,96,670

In round figures the expenditure on new works was Rs. 19½ lakhs; on repairs, Rs. 19¼ lakhs; on establishment, Rs. 10½ lakhs; on tools and plant, Rs. ½ lakh.

CIVIL BUILDINGS.

The expenditure under the head of Imperial Services was Rs. 1,32,515. During the year a new Custom House was commenced at Ratnágiri, a bungalow for the use of the supervising officers of the salt works was completed at Khárághoda, four testing rooms

Imperial Services.

were added to the opium warehouse at Bombay, the chimney on the Mint at Bombay was re-built, and a new roof was built over the old coining room. Tunnels for new shafting were also commenced during the year. A new building for a combined Post and Telegraph Office was commenced on Malabár Hill, Bombay.

Provincial Services.

The expenditure on civil buildings under the head of Provincial Services amounted to Rs. 15,91,435.

Mámlatdárs' *kacheris* were in progress or completed on the standard plan at Muddebihal, Bítgalkot, and Bijápúr in the Bijápúr Collectorate, at Wái in the Satára Collectorate, at Sanganner in the Ahmednagar Collectorate, at Sakri in the Khándesh Collectorate, and at Nadiád in the Kaira Collectorate. The *kacheris* at Wái and Sakri are defensible. The Collector's bungalow at Broach was completed, additions and improvements were made at Government House, Mahábleshvar and at Ganesh Khind, and the work of the translation of certain ancient buildings at Bijápúr into offices for the Collectorate head-quarters was carried on. The total estimated cost of this scheme is Rs. 3,15,200, out of which the total outlay up to the end of the year amounted to Rs. 2,98,559. The Residency buildings at Rájkot were altered and added to, and the Commissioner's Press and peons' quarters at Karáchi were enlarged. A distillery was commenced at Bijápúr, an Abkári godown commenced at Aden, and a residence for the Superintendent of the Botanical Gardens at Poona was constructed.

Law and Justice.

Subordinate Judges' court-houses on the standard plan were in progress at Jalgaon and Bhusával in the Khándesh Collectorate, and the court-houses at Olpád in the Surat Collectorate and Borsád in the Kaira Collectorate were completed. Special repairs and additions were effected in the *adálat* at Kaira, and satisfactory progress was made with the new court-house for the District Judge at Belgaum. The new building for the Police Magistrate's court at Bombay has been raised in skeleton up to the level of the first floor: the total outlay of the year was Rs. 40,162.

Ecclesiastical.

The church at Dhárwár was nearly completed. The new church at Poona for the Society of St. John the Evangelist was completed at an outlay of Rs. 42,894. The ground around St. Mary's Church, Parel, was filled in at a cost of Rs. 31,687. The new quarters for the Chaplains attached to St. Thomas' Cathedral approach completion. The outlay on them up to the close of the year amounted to Rs. 45,002.

Jails.

The outlay on the Criminal Jail at Satára during the year amounted to Rs. 19,790. An upper storey over the main entrance to the Yerrowda Jail, Poona, was completed during the year.

Police.

Police lines were completed or added to at 5 places during the year. A Chief Constable's office was built at Sholápur.

Educational.

Progress was made with the Cathedral High School, Bombay, during the year. The total outlay up to the end of the year amounts to Rs. 1,42,526. A new building to be called the Wilson College was commenced at Chaupáti, Bombay. The building is of some pretensions and the foundation stone was laid by the Governor of Bombay on March 10, 1885. The estimated cost of the building is Rs. 1,74,536, of which Rs. 87,000 have been contributed by Government, who have also given the site, valued at Rs. 46,000. The balance has been raised by public subscriptions. The new building for the Indo-British Institution was pushed on. The High School at Broach was completed. Its cost has been Rs. 36,800. The work of the restoration of the Vishrámbágh Palace, Poona, was proceeded with: it is now about half finished. Additions were made to the College of Science, Poona, and the Convent Day School. A Mission School-house was erected at Ahmednagar at the expense of the Society for the Propagation of the Gospel, and the upper storey to the Náráyan Jaghanáth High School at Karáchi was completed. The Tálukdári School at Wajiria in Káthiáwár was completed from funds supplied by the Native Chiefs. Various Local Fund School-houses were built, the most costly being that at Bhusával in the Khándesh Collectorate. Its cost was Rs. 10,117.

Medical.

The Káma Hospital for women and children, Bombay, has been almost completed. The total outlay on it up to the close of the year was Rs. 1,26,958. Considerable additions have been made to the Jamsetji Jijibhai Hospital, Bombay. The Lunatic Asylum at Ratnágiri approaches completion: the present outlay amounts to Rs. 89,602. Local Fund dispensaries were completed at Navalgund in the Dhárwár, and Honvád in the Kanara Collectorate. Dispensaries are being erected at Akluj, Sholápur Collectorate; Yeola, Násik Collectorate; and A'nand, Kaira Collectorate. Considerable additions were made to the Lárkhána Dispensary, Shikárpur Collectorate. An asylum for lepers has been established at Trombay, an island in the Bombay Harbour. The bungalow known as the "Allbless Bungalow" had been made over for the purpose by the sons and heirs of the late Mr. Edalji Fránji to the Roman Catholic Bishop of Bombay, with whom the movement for establishing a home for these unfortunate people originated and through whose instrumentality public interest was awakened on the subject. Subscriptions to the amount of Rs. 4,670 were raised and this sum was supplemented by an equal grant from Government, who have undertaken to defray half the annual cost of the maintenance of the asylum.

Miscellaneous.

The new Central Press building in Bombay was proceeded with. It was resolved during the year to add another storey to the building for the accommodation of the Government records. The original estimate of Rs. 4,18,593 will probably be exceeded by 2 lakhs. The outlay up to the close of the year amounted to Rs. 2,32,444.

COMMUNICATIONS.

The total outlay on Communications was Rs. 28,49,450. Of this Rs. 7,79,328 were spent on original works, Rs. 14,25,558 on repairs, Rs. 6,07,510 on establishment, and Rs. 37,054 on tools and plant. Communications.

Substantial progress has been made in the Southern Division with the feeder roads to the new railways. The expenditure on the three important feeder roads in the Belgaum Collectorate, viz. from Nipáni to Mahalingapur (21 miles), from Hukeri to Gokák (18 miles) and from Gokák to Navalgund (45 miles), amounted to Rs. 28,051, Rs. 19,977, and Rs. 45,874 respectively. Arrangements have been made for continuing the work on these roads during the forthcoming year. The road from Nipáni to Dájipur, which may be considered a feeder, has been completed as estimated for, but it is still unbridged. In the Dhárwár Collectorate Rs. 11,953 were expended on the Dhárwár-Saundati road (13 miles); Rs. 3,773 on the Havanur-Samasgi road which is now completed; Rs. 7,974 on the Somankati-Siralkop road, (10½ miles), which is half completed; all these roads may be considered feeders. In the Bijápur Collectorate the Indi-Sindgi Station road (3¼ miles) was almost completed. Rs. 18,000 were expended on the Muddebihal-Chimalgi roads (19½ miles), and the Guledrud-Katgeri road (6½ miles) is half completed. In the Kanara Collectorate the Tinai Ghát road was improved at a cost of Rs. 4,511 in view of the heavy cart-traffic expected during the period which must ensue before the *ghát* portion of the Hubli-Marmagoa Railway is completed. In the Ratnágiri Collectorate the road from the foot of the Amba Ghát to Sangameshvar was pushed on. The expenditure during the year amounted to Rs. 29,914. The system of cart-roads in the Southern Division will necessarily be considerably modified by the completion of the several lines of railway now under construction. There are now in the Southern Division six first class *ghát* roads fully bridged and metalled and passable throughout the year. Thus the traffic will have free choice between the sea and the railways. It has been thought better to adopt this system rather than to endeavour to force the traffic into any particular channel. Southern Division.
Feeder roads.

In the Satára Collectorate the feeder road from Wái to Watár Railway Station (20 miles) has been commenced. This will connect the hill-station Mahábleshwar with the railway. It is intended to make the whole road a first class Provincial road, embanked, bridged, and metalled throughout. The expenditure on this road during the year amounted to Rs. 20,075. The feeder road from Satára to Padli Station was commenced and Rs. 19,811 expended on it during the year. Its length is 10½ miles. In the Poona Collectorate the second section of the Lonávli-Pand road was completed, and progress made with three Local Fund roads. In the Ahmednagar Collectorate progress was made on the Bellápur Station-Nevása road; the total amount expended on this road was Rs. 78,287. The Vámbori-Khospuri road (6½ miles) was pushed on and the Rahata-Chitáli Station road completed and declared open for traffic. Two minor feeder roads were also completed and several other roads of less importance approach completion. In the Násik Collectorate the Sati Ghát road was much improved and the Násik-Kálwan road (44 miles) completed up to the 34th mile. In the Khándesh Collectorate the third section of the Songir-Nandurbar road was completed and considerable progress made with the fourth and last section. The Dondaicha-Sháháda road has been almost completed up to the Tápti river (7 miles). The Dharangaon-Chopda road approaches completion and progress was made with various smaller roads. Central Division.

In the Thána Collectorate the Provincial road from Jawhár to Dahánu was completed for 14 miles. The road from Bhiwndi to Wáda has been completed. The 4th section of the Kalyán-Másej Ghát road is almost complete. In the Surat Collectorate the road from Surat Railway Station to Ashwinikumar was completed. In the Kaira Collectorate the road from the Dákor and Kapadvanj line towards Baad and Modása and the road from Baad to Bibipura have been completed save for the bridge over the river Watrak near Bibipura. The existing district roads have been partially metalled. The road from Baredjli Railway Station to Naika has been completed. In the Ahmedabad Collectorate the metalled road from Dhandhuka to Ránpur (18 miles) was completed. Northern Division.

The bridge over the Indrayani river at Indori, Poona District, was commenced during the year. The estimated cost of this bridge is Rs. 81,443. Various smaller bridges were constructed. Bridges.

A wire rope ferry with a twin ferry boat was constructed on the Malprabha river at Kamatgi in the Bijápur Collectorate. The flying bridge over the river Darna in the Násik Collectorate was completed. Ferries and Flying
Bridges.

MISCELLANEOUS PUBLIC IMPROVEMENTS.

The total outlay under this head has been Rs. 4,23,270, which has been expended as follows:—Rs. 2,66,818, original works; Rs. 57,714, repairs; Rs. 94,040, establishment; Rs. 4,698, tools and plant.

Petty improvements to the water-supply are almost entirely effected at the expense of the Local Funds or Municipalities. The Junnar water-supply works (Poona Collectorate) are now almost complete. Water Supply.

The formation of the Karáchi Harbour Board (shortly to be converted into a Port Trust similar to that in Bombay) has ended any direct connection between the Public Works Harbours.

Department and the Karáchi Harbour works. The annual grant of one lách for dredging the harbour paid from the grants assigned to the Public Works Department is now paid in a lump sum to the Harbour Board. The grant will be paid for two years further.

Light-houses.

It was determined during the year to place the Vengurla light-house on a more secure site. Subsidiary buildings were added to the light-house at Perim.

Miscellaneous.

The work of levelling and clearing the Arkilla at Bijápur was carried on by the extra-mural convict gang. The expenditure during the year amounted to Rs. 44,498. At Bombay the work of protecting the foreshore at Máhim, extending from the fort to the tannery, was completed at a cost of Rs. 62,909. It was proposed to continue the protective work, but as the owners of the adjacent private property declined to pay any contribution, it was decided to incur no further outlay of public funds for this purpose. In the Surat Collectorate the stone pitching for protecting the river face of the Adálat buildings has been completed.

MILITARY WORKS.

Military Works.

There is no separate Military Works establishment in this Presidency, and the Executive Engineers in charge of the several stations are employed upon both Military and Civil works. The duties of the Executive Engineer, Bombay Defences, are however purely military.

Reductions in expenditure consequent on financial pressure.

In obedience to the call of the Government of India early in the year a statement of possible savings was submitted by the Public Works Department. This was fixed in the case of military works at Rs. 2,00,000. Of this amount Rs. 1,31,250 was taken from the grant for original works, Rs. 21,350 from that for repairs, Rs. 37,400 from that for establishment, and Rs. 10,000 from the Barrack Department. With the above reduction and certain subsequent additions the expenditure under the head Military in 1885-86 amounted to Rs. 17,60,520, of which Rs. 6,40,074 was for defence works. The balance was disposed of as follows:—original works, Rs. 3,14,062; repairs, Rs. 4,78,349; establishment, Rs. 1,82,979; Barrack Department, Rs. 1,33,613; Tools and Plant, Rs. 11,443.

Accommodation for troops.

The principal works in progress were the commencement of the construction of permanent barracks for the European troops at Colába, partial completion of the Station Hospital for European troops at Ahmedabad, completion of the quarters for married officers at Devláli, and enlargement of the officers' quarters on the island of Perim. New permanent quarters for officers were erected in the Marine Lines, Bombay, new quarters and an office were provided for the Brigade-Major at Aden, and quarters were completed for the accommodation of native troops at Karáchi. An isolated magazine for the storage of gun cotton was constructed at Bombay, and the Kirkee Small Arms Ammunition Factory was enlarged as was the Poona Gun Carriage Factory and the Karáchi Arsenal.

Ordnance Works.

Aden.

The new condenser building at Steamer Point, Aden, was almost completed during the year.

Fortifications.
Defences of Bombay.

The scheme for the defences of Bombay has undergone considerable alterations since it was originally drawn out. The defences were inspected on March 8, 1886, by His Excellency the Commander-in-Chief in India and other distinguished officers. A final revised scheme is shortly expected. Rs. 1,10,360 were expended during the year; the total estimated cost of the scheme was Rs. 3,66,000.

Karáchi.

At Manora batteries 1 and 2 were improved during the year, and considerable progress was made with the works for the protection of Manora Point. The latter work was estimated to cost Rs. 1,09,943; Rs. 42,613 were expended on it during the year.

Aden.

The work on the new fortifications at Aden, Ras Morbat, and Ras Tarshyne progressed steadily. The Telegraph Bay Battery was commenced. The expenditure on these three fortification works during the year was as follows:—

	Rs.
Fort Morbat	1,39,065
Fort Tarshyne	1,53,831
Telegraph Bay Battery	12,719

Dockyard and Naval buildings, Bombay.

The Dockyard situated between the Custom House and the Apollo Bandar covers an area of about 135,000 square yards. It contains five graving docks which are constructed so as to form two docks. Alongside the docks is a steam-factory containing a foundry with all the machinery requisite for making boilers and every portion of the fittings of a marine steam engine.

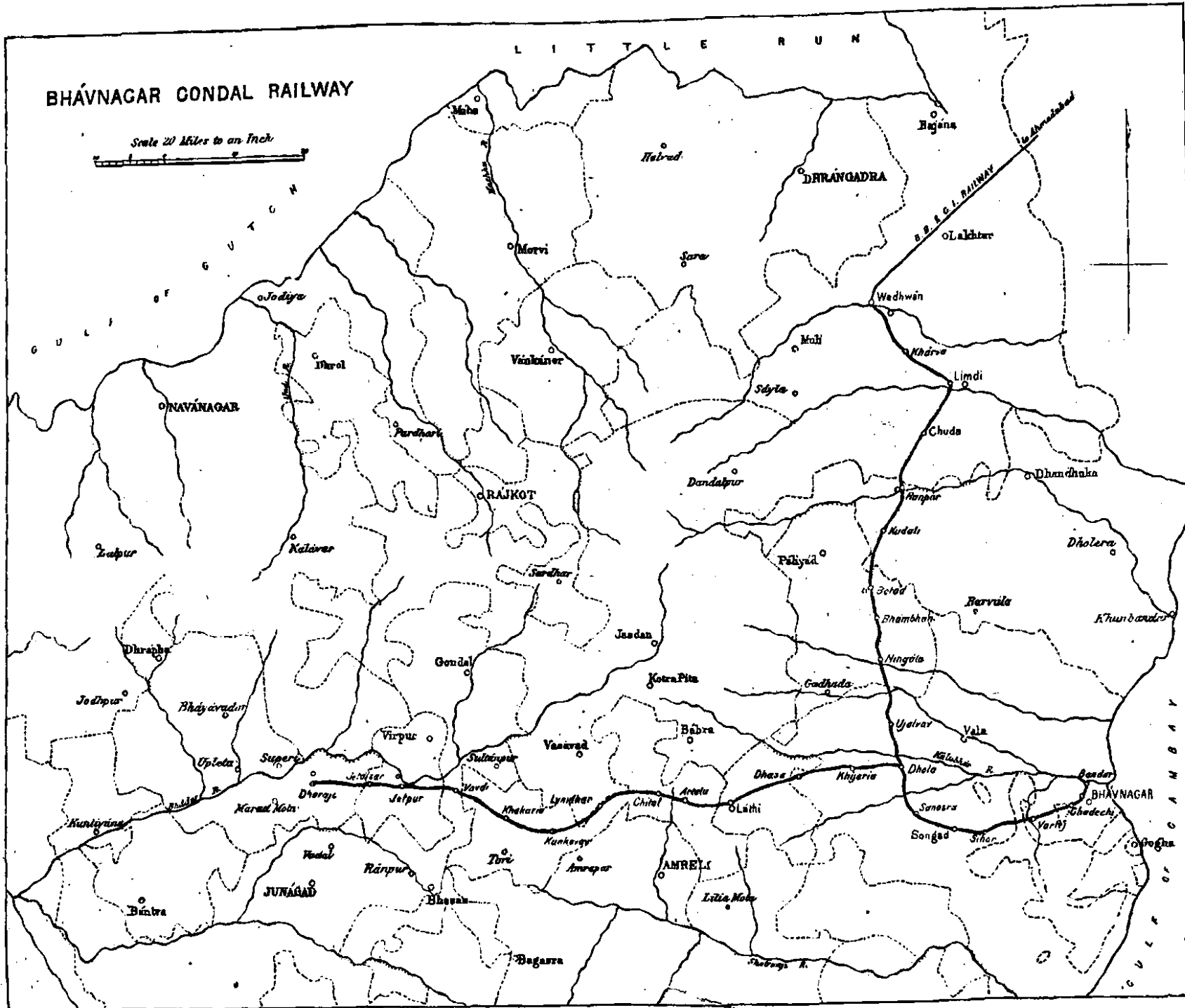
The godowns for the accommodation of marine stores in the yard were considerably extended during the year at a cost of Rs. 20,960, and an additional shed for the deposit of transport fittings was completed at a cost of Rs. 18,433.

Military Works.
Officers in charge throughout the Presidency.

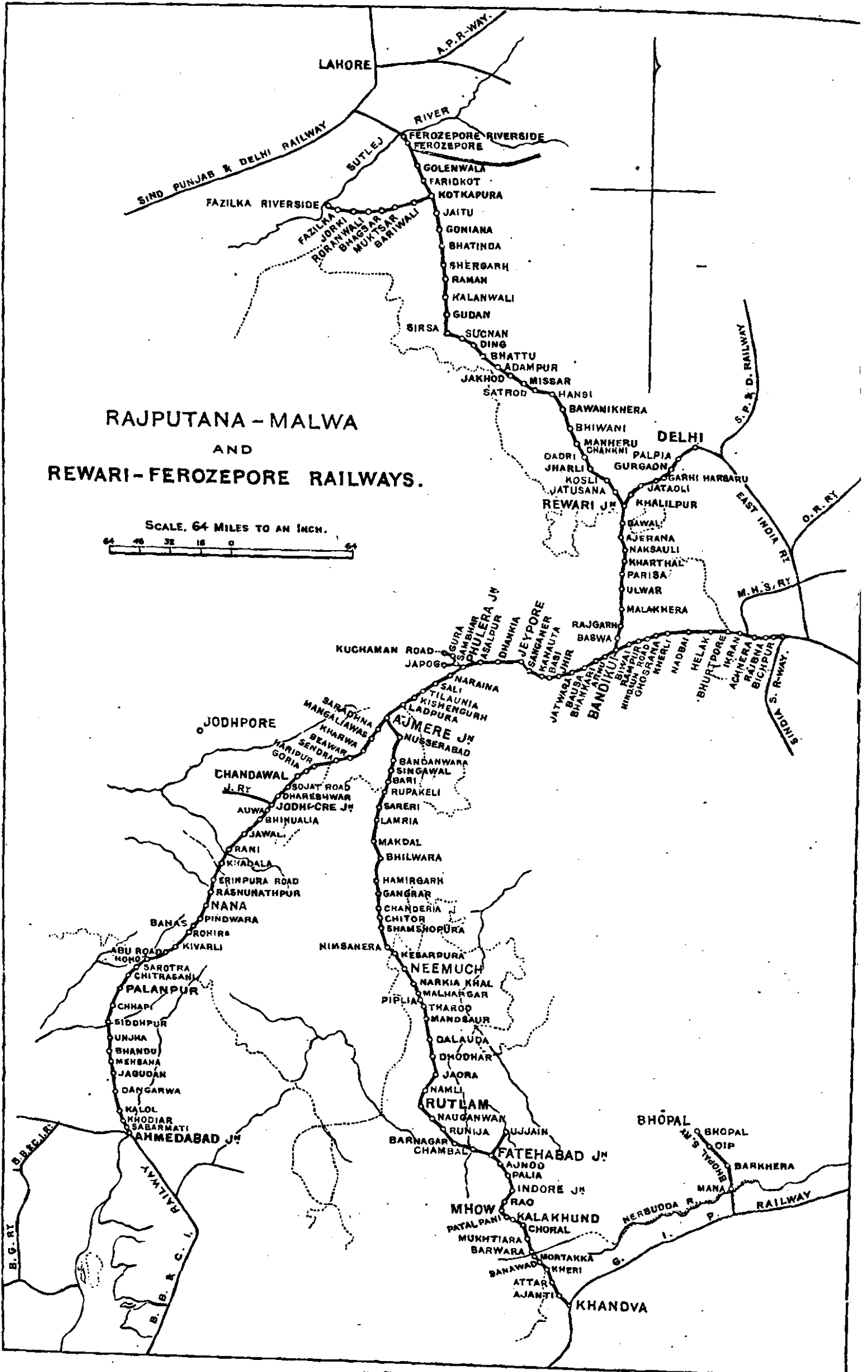

The places within the limits of the Bombay Presidency at which Bombay troops are stationed, and the buildings which are in the charge of the Bombay Public Works Department are as follows:—

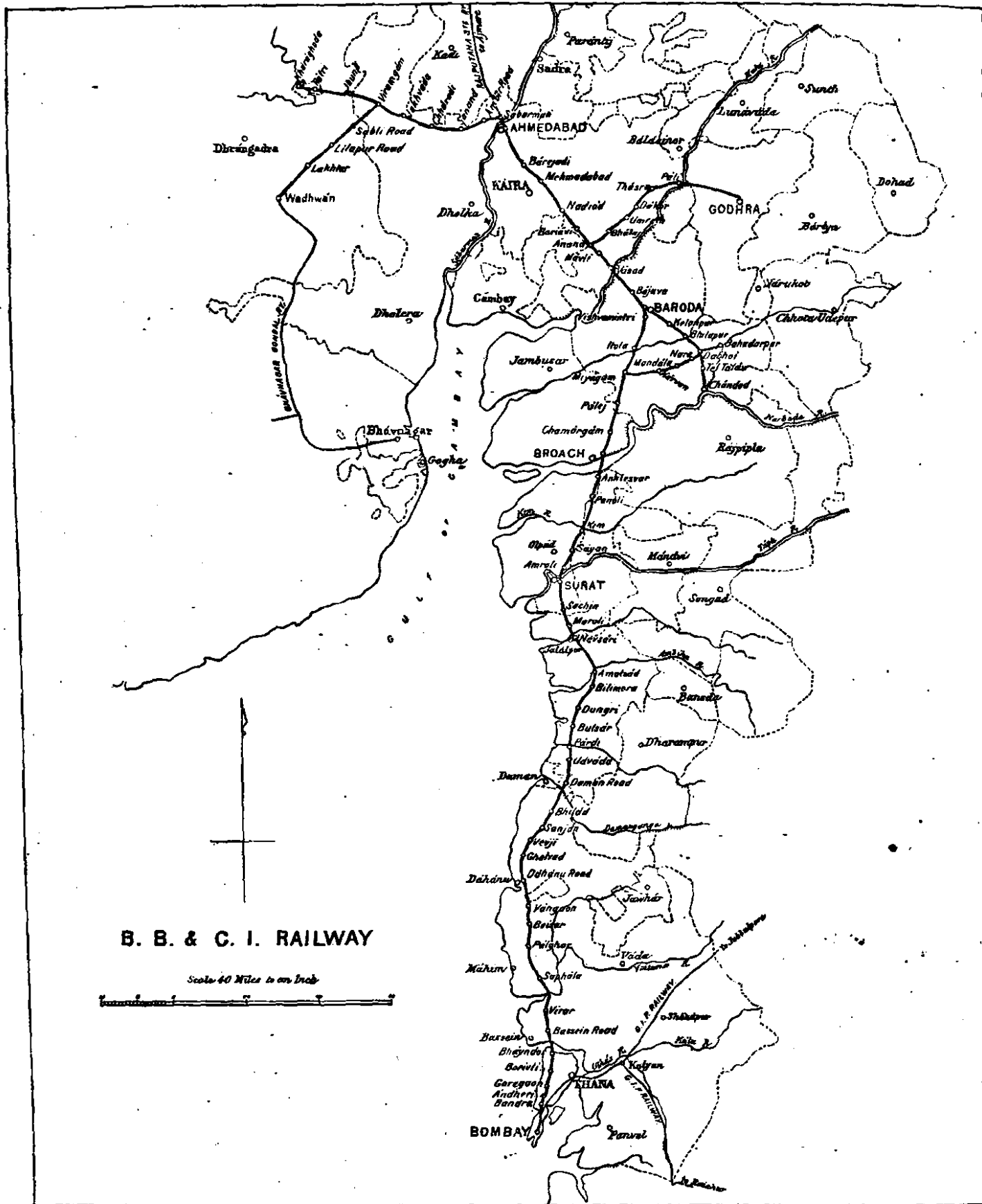
BHÁVNAGAR CONDAL RAILWAY

Scale 20 Miles to an Inch



RAJPUTANA - MALWA AND REWARI-FEROZEPURE RAILWAYS.





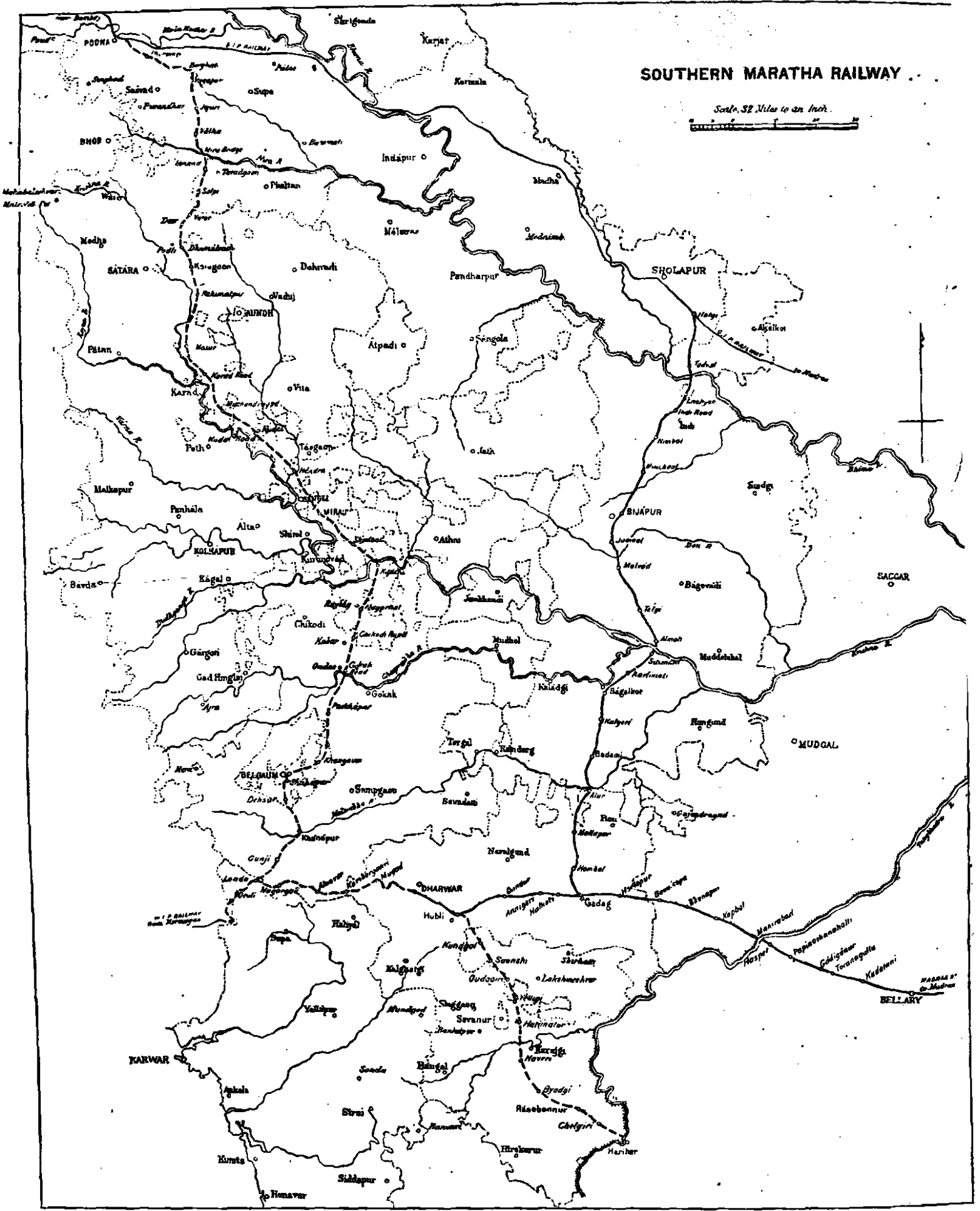
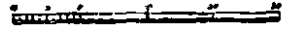
B. B. & C. I. RAILWAY

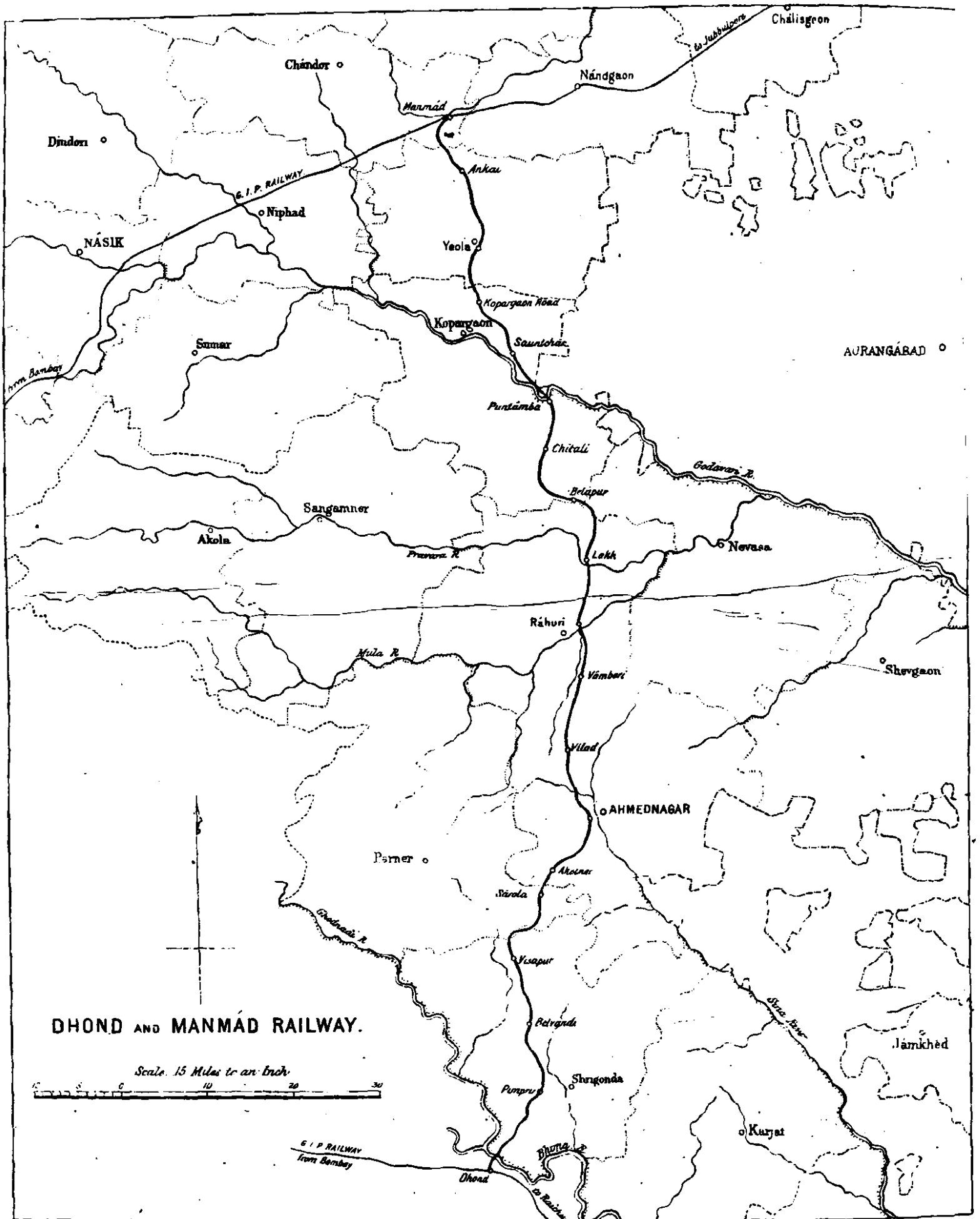
Scale 40 Miles to an Inch



SOUTHERN MARATHA RAILWAY

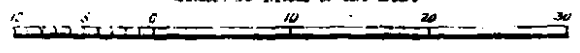
Scale, 32 Miles to an Inch.





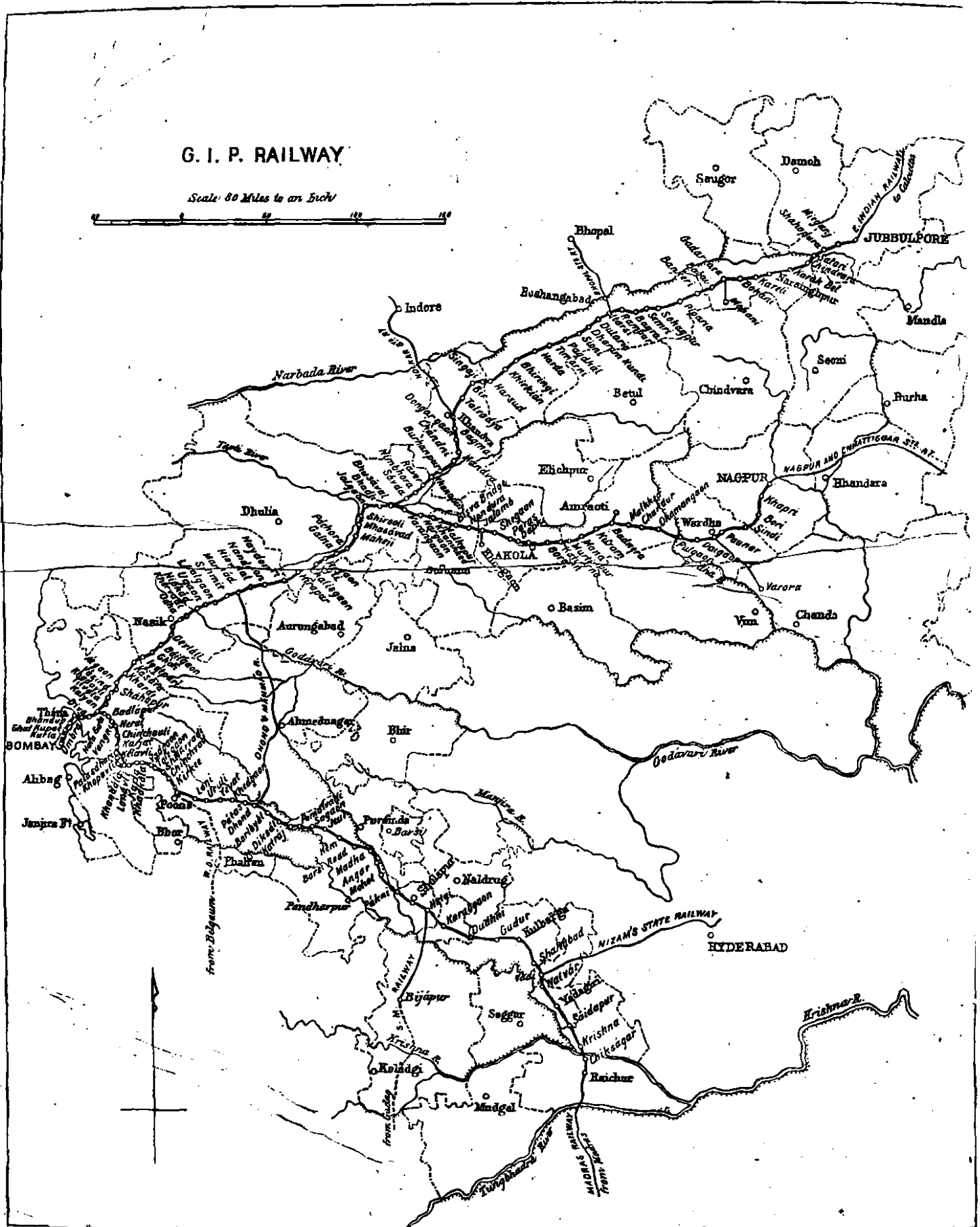
DHOND AND MANMAD RAILWAY.

Scale. 15 Miles to an Inch



G. I. P. RAILWAY

Scale 80 Miles to an Inch



Army Division or District.	Name of Station.	Executive District.	Superintending Division.
Northern Division of the Army.	Ahmedabad ...	Executive Engineer, Ahmedabad.	Superintending Engineer, Northern Division.
	Rajkot ...		
	Bhuj ...		
	Baroda ...		
Bombay District	Surat ...	Executive Engineer, Surat...	
	Bombay ...	Executive Engineer, Bombay Defences.	
	Colaba ...		
	Thana ...		
*Devdali ...	Executive Engineer, Nasik...		
Poona Division of the Army.	Poona... ..	Executive Engineer, Poona and Kirkee.	
	Kirkee ...		
	Sirur ...	Executive Engineer, Poona District.	
	Purandhar ...		
	Khandala ...		
	Ahmednagar... ..	Executive Engineer, Ahmednagar.	
Sholapur ...	Executive Engineer, Sholapur.		
Satara ...	Executive Engineer, Satara.		
Malegaon ...	Executive Engineer, Khandesh.		
Sind District	Karachi ...	Executive Engineer, Lower and Central Sind.	No Superintending Engineer.
	Ghizree ...		
	Hyderabad ...		
	Jacobabad ...		
Aden Brigade	Aden ...	Executive Engineer, Aden.	
	Perim ...		

* Since transferred to Bombay Defences District, under the Superintending Engineer, N. D.

In addition to the foregoing stations, the Bombay Public Works Department has in its charge the buildings in the following stations in the Southern Division, now garrisoned by Madras troops:—

Belgaum District (Madras Army).

Belgaum ...	Executive Engineer, Belgaum	Superintending Engineer, Southern Division.
Kolhapur ...		
Dharwar ...	Executive Engineer, Dharwar	

RAILWAYS.

The following statement illustrated by the accompanying maps shows the length of the various lines of railway of all descriptions under the control of the Bombay Government during 1885:—

Gauge.	Railway.	Open for traffic for any part of the year.	Under construction.	Under survey.	Remarks.
		Miles.	Miles.	Miles.	
5' 6"	G. I. P. Railway ...	1,288½	Guaranteed. State, Imperial.
	Dhond and Manmad Railway ...	145½	
	Khandgaon Branch ...	8	Native State.
	Amraoti do. ...	6	
	Bhopal do. ...	57	
Metre	Dhulia do.	34	Provincial.
	Barai do.	20½	
5' 6"	Southern Maratha Railway ...	316	402½	13	Assisted. Guaranteed.
	B. B. and C. I. Railway ...	438½	
Metre	Patri Branch ...	22½	State, Imperial.
	Rutlam Extension	111½	
	Vihara Branch	38	
2' 6"	Rajputana-Malwa Railway ...	1,123½	State, Provincial.
	Rewari-Ferozepore Railway ...	290½	
Metre	Broach-Jambusar	31	Native State.
	H. H. the Gaikwad's ...	58½	
2' 6"	A'nand <i>vid</i> Piploe to Dewa Talpad	34	Native State.
	Mehsana-Vadnagar	20	
Metre	Bhavnagar-Gondal ...	193½	State, Provincial.
	Morvi Railway ...	24	44	...	
Metre	Mehsana-Viramgam	37	Native State.
	Wadhwan-Sidhpur	104	
	Junagad	67	State, Provincial.
	Total ...	2,043	402½	13	Guaranteed and Assisted. State, Imperial.
		1,582½	...	149½	
		347	44	121	
	Grand Total	226½	Native State.
		3,972½	446½	509½	

PRODUCTION
AND
DISTRIBUTION.

The Southern Marátha Railway Company is about to take over the Belláry-Guntakul section of the Madras Railway, 32 miles in length, and also the Mysore State Railways which have 140 miles open for traffic and 157 miles under survey. During the year 102 additional miles on the Southern Marátha Railway and 24 on the Morvi Railway were open for traffic. The Jodhpur State Railway with 65 miles open for traffic has not been included in this year's report.

Double Lines.

On the G. I. P. Railway the doubling of the line north of Bhusával was pushed on. The necessary earth work has now been completed for 16 miles. On the B. B. and C. I. Railway the doubling of the line was completed between Bombay and Virár; it is being pushed on to the north between Kánkra Khádi and Sachin and between Barejadi and Surat.

Works in progress,
G. I. P. Railway
system.

The Dhond and Manmád, Khamgaon, Amráoti, and Bhopál State Railways are included in the Great Indian Peninsula Railway system and are worked by the same company. The following were the principal works completed or in progress on this system during 1885:—

Eori Bandar Terminus.

The Terminal offices of the G. I. P. Railway at Bombay are now so far advanced that the offices of the various departments have been moved into them. The scaffolding has been partially removed. The great dome in the centre has been commenced. Arrangements are in progress for lighting the terminus with gas. From an architectural point of view the effect of the building when completed will be very satisfactory.

Byculla overbridge,
&c.

The Byculla over-bridge was completed during the year and formally handed over to the Municipality of Bombay. The Nesbit Lane over-bridge is being pushed on with vigour. When this is completed the work of quadrupling the line from Byculla to Dádar Station will be undertaken. The question of a new station at Byculla is in abeyance, the proposed plan having been too costly. A new station has been sanctioned for Manmád Junction. A library and reading-room has been commenced at Igatpuri; the school-house is well advanced. The remodelling of the Khándwa Junction Station is being considered, but no progress has been made hitherto as a question of equity has arisen. A goods-shed has been completed at Amráoti, and at Bhopál a waiting-room has been constructed for the use of Her Highness the Begum of Bhopál.

During the year a new system of station signals was introduced and proved a great improvement. Satisfactory results have been obtained from the working of an automaton brake.

B. B. and C. I. Railway system.

The Bombay Baroda and Central India Railway system includes His Highness the Gáikwár of Baroda's State Railway and the Rájputána-Málwa Railway. The principal works in progress on this system during 1885-86 were as follows:—

The Mody Bay Goods Terminus was brought to completion during the year. The new station at Elphinstone Road approaches completion as does that at Navsári; a new station was completed at Bháyndar during the year. The permanent way has been renewed to the usual annual extent of about 40 miles. An expenditure of Rs. 90,109 was sanctioned for the better protection of the line in the Kim district. The line was seriously damaged in this district by floods in 1884. At Khárághoda a rail structure has been erected to receive 10 Abyssinian tanks for watering engines. At Dabhoi the quarters for the station and deputy station masters have been completed. A goods-shed is under construction.

Rájputána-Málwa
Railway.

Watering arrangements have been completed at Auwa at a cost of Rs. 13,466. At Mount Abu the Joint Railway Boarding School has been commenced. The cost of this school is estimated at Rs. 1,00,000, which will be paid by the B. B. & C. I. and Rájputána-Málwa Railways in the proportion of 1 to 2 respectively. At Ajmir the new station has been almost completed. At Bandikui the Roman Catholic chapel has been completed. At Delhi the new over-bridge was completed at a cost of Rs. 1,03,405. On the Málwa section 3rd class waiting-rooms and latrines have been constructed. The Institute has been finished at Mhow.

Southern Marátha
Railway.

The following works were in progress during the year 1885 on the Southern Marátha Railway:—

The section between Hospet and Dhárwár was opened for public traffic on 1st July 1885. On the open line the works in progress or completed were unimportant. The goods-shed was completed at Hubli, and quarters were completed for 300 workmen. At Bijápur a goods-shed was commenced.

On the lines under construction considerable progress has been made. On the Southern the bridge over the Wardha river approaches completion; but it has been found necessary to add six or seven spans to the nine spans of the original estimate. The masonry for bridges and culverts is completed on about half of the southern extension from Hubli to Ránebennur. Ballasting is well advanced. Four of the seven stations between Hubli and Ránebennur have been commenced.

On the South Dekkhan section between Dhárwár and Castle Rock the Alnavar Bridge is almost completed; the Tarwa Bridge and Dhuski Bridge are being built. The Mugud Station is almost ready, but little has been done hitherto with the other stations on this section. The only two tunnels on the Southern Marátha works are the Castle Rock and Bear Rock tunnels. In the former of these, which is 1,321 feet long, the heading has been run for 1,006 feet: the latter is 588 feet long and the heading has been completed.

The probable dates of opening the different sections for public traffic are as follows:—

Dhárwár to Buralkod	1st November 1886.
Hubli to Ranebennur	1st July 1886.
Poona to Ráhimatpur	1st September 1886.
Ráhimatpur to Miraj	1st November 1886.
Londa to Belgaum	1st November 1886.

Probable dates of opening for public traffic.

This railway is so intimately connected with the Southern Marátha Railway that it is necessary to notice it. The railway will probably be completed from Marmugoa to Collem at the foot of the *ghát* by 1st January 1887: but the *ghát* portion of the railway will not be open for a further period of a year. For this intervening period it is proposed to create a cart service between Buralkod, the above *ghát* station, and Collem. The total length of the West of India Portuguese line from the frontier to the sea will be 51 miles: there are ten tunnels with a total length of 5,015 feet. Up to the end of January 1886, 3,084 feet of heading had been accomplished. The tunnels are almost entirely in rock.

West of India Portuguese Guaranteed Railway.

Satisfactory progress has been made on this section.

West Dekkhan Section, Southern Marátha Railway.
Bhávnagar-Gondal Railway.

A number of small works were carried out on this railway, the most important being quarters for the staff at Ghadechi and a bridge and tank at Bhávnagar City.

Great progress was made in the Morvi State Railway during the year. The first section from Wadhván to Dolia, 24 miles, was opened for passenger traffic on March 11, 1886; and a further section of 11 miles is ready to be opened.

Morvi State Railway.

The construction of the proposed branch from Cháligsaon to Dhulia has fallen into abeyance owing to the financial pressure.

G. I. P. Railway system, Dhulia branch.

Preliminary plans and estimates have been prepared for the metre-gauge connection between the Rájputána-Málwa and the Bhávnagar-Gondal Railways. The connection will probably be between Sidhpur and Wadhván; its length will be 10½ miles and its estimated cost is Rs. 43,00,000.

B. B. and C. I. Railway system.

The B. B. & C. I. Railway is about to construct a line 8 miles in length on the metre gauge between Mehsana and Wadnagar for the Baroda State.

The work of locating the southern extension from Ránebennur to Harihar was completed.

Southern Marátha system.

The survey of the Junágad Railway has been completed as far as Verával. This proposed line will connect the port of Verával and the city of Junágad with the Indian railway system. The junction will be at the Jetalsar Station of the Bhávnagar-Gondal Railway. The length of the proposed line is 67½ miles.

Káthiáwár Railways.

On the G. I. P. Railway system 185,713 tons of coal were consumed. They were delivered at the railway at an average cost of Rs. 11.99 per ton. The deliveries of coal to the company from Indian coal mines have been as follows:—

Consumption of coal.

				Tons.	Rs. a. p.
Mohpani coal mine	17,328	at 9 0 0 per ton.
Warora " "	53,996	" 5 9 8 " "
Umaria " "	1,477	" 14 14 9 " "
Kurharbali " "	2,320	" 15 7 6 " "
Belrool " "	526	" 15 10 10 " "
Borrea " "	500	" 16 0 0 " "

On the B. B. & C. I. Railway the consumption of fuel amounted to 43,837 tons, which was all steam coal received from England, except 232 tons firewood purchased from the Forest Department. On the Rájputána-Málwa Railway the total consumption of fuel was 83,064 tons of which 32,564 tons were English coal and 53,500 tons were obtained from the Bengal collieries. On the Bhávnagar-Gondal Railway 4,813 tons of English coal were consumed. On the Southern Marátha Railway 3,687 tons of coal were consumed.

117 persons were killed and 211 injured during the year 1885 on the various lines. In 1884, 68 persons were killed and 129 injured. Of the persons killed 7 were passengers, 57 railway servants, and 53 trespassers and others.

Casualties.

There were 941 accidents to trains during the year. In 1884 there were 442 accidents. This large increase is not explained. In these accidents 3 railway servants were killed and 13 injured. 3 passengers were also injured.

Accidents.

FINANCE.

G. I. P. Railway.

The subscribed capital of the company was increased during the year by the issue of £500,000 4 per cent. debentures which were placed at par. The total subscribed capital at the end of the year stood at £24,701,664. It is composed as follows:—

G. I. P. Railway: Finance, receipts, and expenditure.

Stock and shares at 5 per cent	£ 20,000,000
Debentures at 4 per cent.	" 1,108,300
Debenture stock at 4 per cent.	" 2,701,450
Debentures at 3½ per cent.	" 820,500
Not bearing interest	" 71,414

Total ... £ 24,701,664

The amount of guaranteed interest paid on the above-mentioned capital was Rs. 1,27,91,996, of which Rs. 30,532 were paid in India. The principal works on which capital was expended during the year have been already noticed.

The results of the operations of the year are considerably more favorable than those of the year preceding. The gross earnings amounted to Rs. 3,64,32,047—an increase of Rs. 27,75,504 over the gross earnings of 1884. The gross expenses amounted to Rs. 1,80,65,474; in 1884 the gross expenses amounted to Rs. 1,73,34,579. The bulk of the business was as usual done in the first half of the year: in that period the net earnings realized were equivalent to a return of 9.02 per cent. per annum on the productive capital. In the second half of the year the net earnings yielded the equivalent of a return of 4.59 per cent. per annum on the interest-bearing capital. Combining the results of the two half years the return on the guaranteed capital amounted to 6.72 per cent. as against 4.76 per cent., the average rate of interest paid to shareholders.

The actual sum payable to the company as their moiety of surplus profits realized amounted to Rs. 27,02,387, which added to the guaranteed interest represents 5.77 per cent. per annum on its invested capital, while the gain to Government during the year by virtue of the guarantee amounted to Rs. 24,39,601.

The working expenses, as already shown, exceeded those for the preceding year by Rs. 7,30,895. The maintenance, locomotive, and traffic expenses all showed a considerable increase, especially in the first half of the year.

The receipts as already shown exceed those of 1884 by Rs. 27,75,504.

Goods traffic shows an increase of Rs. 25,55,300. There was a large increase in the traffic in food-grains, linseed, and wheat. Cotton and til-seed traffic showed a somewhat large decrease.

The rates and fares on the line remained unaltered during the year.

B. B. & C. I. Railway.

*B. B. and C. I.
Railway.
Finance: receipts
and expenditure.*

The state of the company's guaranteed capital remained unchanged throughout the year. The subscribed capital now stands at £2,771,070. The interest paid to shareholders under the guarantee amounted to Rs. 41,90,295, and averaged 4.96 per cent. per annum.

The gross earnings of the year amounted to Rs. 1,31,40,336. In 1884 the gross earnings amounted to Rs. 1,21,95,590. Thus there is an increase for the year under report of Rs. 9,44,746. The working expenses amounted to Rs. 56,63,582: in 1884 they amounted to Rs. 52,38,457. Thus there is an increase in working expenditure of Rs. 4,25,125. On the whole there is a gain of 7 per cent. in the net earnings which are greater than in any previous year. The net earnings are equivalent to a return of 8.82 per cent. on the guaranteed capital and sufficient to cover the interest paid under the guarantee for both the half years of 1885. The balance of surplus profits divisible between the company and Government amounts to Rs. 29,16,793. Government will thus receive Rs. 14,71,394, while the net return to shareholders on their subscribed capital is 6.66 per cent. The improvement in earnings was mainly realized from goods traffic, which showed an increase of Rs. 8,72,599 over the receipts of 1884. The principal sources of increase were salt, seeds, and wheat, while cotton showed a considerable decrease.

Rajputana-Malwa Railway.

*Rajputana-Malwa
State Railway.
Receipts and
Expenditure.*

This railway includes the Rewari-Ferozepore and Holkar's line.

The budget grants assigned for capital on this railway amounted to Rs. 16,60,000.

The outlay against these grants amounted approximately to Rs. 16,07,000. The bulk of the expenditure was booked under the head of "Rolling Stock." The approximate actual receipts for the year amount to Rs. 1,65,00,000; the expenditure to Rs. 91,00,000, leaving net receipts Rs. 74,00,000. In 1884 the net receipts were Rs. 59,27,333. The net earnings of 1885 were equivalent to a return of 7.08 on the capital outlay on 31st December 1885 (*viz.* Rs. 11,10,23,129). This is an increase of 1.62 per cent. over the return of the previous year. A considerable increase (Rs. 1,73,766) took place in the receipts from passenger traffic during the year. The chief increase in the earnings is due to goods traffic, the receipts from which amounted to Rs. 1,09,38,032 as compared with Rs. 80,73,863 in 1884. The increase under this head amounts to Rs. 28,64,169. The chief sources of the increase were the traffic in grain and pulses, seeds, salt, and sugar.

*Dhond and Manmad
State Railway.*

The G. I. P. Railway Company have continued to work the Dhond and Manmad State Railway as part of their own undertaking. The gross earnings for 1885 amounted to Rs. 9,07,422;—an increase of Rs. 30,322; and the gross working expenses to Rs. 6,86,799— an increase of Rs. 13,484 over the gross working expenses of the previous year. The increase in net earnings is Rs. 16,838. Coaching and goods traffic are the main heads of increase of receipts.

Berár Railways.

The Berár Railways (Khamgaon and Amráoti) are also worked by the G. I. P. Railway Company as part of their own undertaking. The gross receipts for the year were as follows:—Khamgaon Rs. 41,363 and Amráoti Rs. 80,803. The working expenses of the

year were as follows :—Khámgaon, Rs. 30,343; Amráoti, Rs. 46,356. There was a slight decline in the receipts of the Khámgaon Railway, and a slight increase in those of the Amráoti Railway. The two-fifths share of the profits assigned to the G. I. P. Railway under the agreement was as follows :—Khámgaon, Rs. 8,336; Amráoti, Rs. 24,863.

Southern Marátha Railway.

At the close of the year the subscribed capital of the Southern Marátha Railway amounted to Rs. 4,85,75,040. The expended capital was as follows :—Final heads Rs. 3,32,56,941; suspense, Rs. 30,63,698; total, Rs. 3,63,20,639. The available balance of subscribed capital amounts to Rs. 1,22,54,401. The amount payable by Government for the year on account of the subsidy was Rs. 18,35,894. Exclusive of the contribution to the Provident Fund Government has been recouped in all up to the end of 1885 to the amount of Rs. 1,17,948. This sum represents the excess of earnings over expenses in working open mileage, which under clause 42 of the principal contract is the absolute property of Government until June 1889. Owing to the comparative growth of the Southern Marátha Railway as an earning concern and in consequence of the changes in open mileage during the year no very useful comparison with previous periods can be made. The open mileage was increased by 102 miles during the year, the section between Hospet and Dhárwár having been opened for traffic since 1st July 1885. The gross earnings of 1885 amounted to Rs. 8,66,227, the gross expenses to Rs. 7,25,889. The net earnings amounted to Rs. 1,40,338. The gross goods earnings amounted to Rs. 5,12,786, of which however nearly two-fifths was due to construction traffic. Grains and pulses are the most promising staples of goods traffic. The rates for cotton were reduced during the year. Coaching traffic appears to be increasing. During the latter half of the year 1885, 339,032 third class passengers yielding a revenue of Rs. 1,85,670 were carried over an open mileage of 316 miles. In the first half of the year 159,347 third class passengers yielding a revenue of Rs. 92,630 were carried over an open mileage of 214 miles. The passenger traffic of the year contributed 39·10 per cent. of the revenue of the company. On this railway the 2nd class traffic is less than the 1st class.

Southern Marátha Railway.
Finance: receipts and expenditure.

The net earnings for 1885 exclusive of the contributions to the Provident Fund when taken on the gross capital outlay on final heads on lines open to traffic up to 31st December 1885, give a return of 72 per cent. per annum.

CANALS.

There has been an increase in the number of boats registered by the Indus Conservancy Department during the year. 3,901 boats are now on the register, against 3,885 in the previous year. The total maundage has risen by 10,925 maunds.

Canals.
Indus Conservancy.

The receipts during the year amounted to Rs. 33,216. This amount is less by Rs. 1,454 than the amount of the previous year. The expenditure of the year rose to Rs. 29,451 from Rs. 29,117 in the year preceding.

The work of the Sea Pilotage establishment during the year shows a surplus profit of Rs. 2,834.

TELEGRAPHS.

The mileage of the telegraph lines in the province of Bombay at the close of 1884-85 was 3,327 miles. 383 miles were added during the year, making a total mileage of 3,710 miles at the close of 1885-86. The mileage of wires which at the close of 1884-85 was 12,217 miles was increased by 1,100 miles during the year, making a total mileage of 13,317 miles at its close. 197 offices (68 Government offices, 69 licensed offices, and 60 offices not open for paid messages) were open at the close of the year, 8 offices having been opened and 2 closed during the year. Government offices were opened during the year at Mumbádevi, Mahuva, Gogha, Navánagar, Alibág, and Pen, while the licensed office at Vámbori was closed. Licensed offices were opened on the Bhávnagar-Gondal Railway at Bhávnagar Bandar and Savashra.

Telegraphs.

During the year 5·33 miles of cable were laid in the Bombay harbour in connection with the harbour defence scheme. 5·4 miles of land line were also constructed in connection with the defence scheme.

The total number of messages despatched during the year from Government offices was 597,749. This exceeds by 34,689 the number despatched in the previous year. The Indian share of the collections amounted to Rs. 12,76,689.

The traffic on the Persian Gulf section of the Indo-European Telegraph Department was as follows :—

Messages	113,576
Words	1,672,002
Net receipts	Rs. 11,83,190

The traffic and receipts of the previous year were exceeded by 20,241 messages and Rs. 2,31,842. The increased traffic was due to the total and partial interruption of the Bombay-Aden line from June to September. A larger number of messages was also sent by

Government in connection with the Afghán Frontier Commission and the Burmese war. The traffic was classified as follows:—

				Words.
Government messages	3,943	247,351
Private and Commercial messages	109,442	333,030
Press messages to <i>The Times</i>	101	91,621

The traffic of the department has exhibited a steady yearly increase since 1877-78. The year 1882-83 was exceptional and its traffic was the largest hitherto recorded, as in that year the entire traffic of the Eastern Telegraph Company passed over this section for three months. The proportion of traffic that passed through Turkey was less than usual; traffic *via* Teherán showed a decided increase. The mean rate of speed for the transmission of messages from Karáchi to the United Kingdom *via* Teheran was 2 hours 38 minutes. This exceeds the rate of the previous year by 57 minutes. Increased traffic and interruptions of one of the Gulf sections caused the delay. Traffic on the Gulf sections was totally interrupted in April and November for 10½ days. The land lines in Persia were interrupted in December and January for 16 days. Otherwise the line was worked without interruption.

IMPERIAL POST, BOMBAY CIRCLE.

Post Office.
Alterations and
Extensions.

The most important event of the year was the introduction, from the 1st July 1885, of a direct exchange of parcels not exceeding 7 lbs. in weight between the Indian and the British Post Office. The additional exchange has been very popular. 24,027 parcels were sent by it from India and 31,042 received from the United Kingdom during the year. Parcels up to 50 lbs. in weight are still carried by the P. and O. Company under special arrangement with the Indian Post Office.

The German system of paying money orders at the doors of the public by means of postmen was generally adopted in this Circle from 1st April 1885 and was carried out with great success.

Post Offices &c

The rate of discount allowed on the purchase of postage stamps from the treasuries was reduced in July 1885 from half an anna to a quarter of an anna in the rupee.

The following table shows the progress made during the year in extending postal facilities to the public:—

Years.	Number of Post Offices.	Number of Letter Boxes.	Number of Postmen.	Number of Village Postmen.
On 31st March 1885 ...	1,179	1,608	885	622
On 31st March 1886 ...	1,203	1,637	912	640
Increase ...	24	29	27	18

Postal Lines.

There was an increase of 162½ miles in the length of the various postal lines during the year as shown below:—

Years.	Tonga and Horse Mileage.	Runner's Mileage.	Steamer Mileage.	Total.
1884-85 ...	824	8,136½	3,233	12,243½
1885-86 ...	870½	8,302½	3,233	12,406
Increase ...	46½	166	162½
Decrease	50

The decrease of 50 miles under the head of steamer mileage was due to the abolition of the steam service across the inner Gulf of Cutch which was started experimentally in 1884-85 to meet the wishes of the Cutch Darbár, but in the absence of a proper landing place on the Káthiáwár side did not prove a success.

Combined Post and
Telegraph Offices.

During the year under report seven combined Post and Telegraph Offices were opened,* and the total number of these offices at the close of the year was 27.

Correspondence.

The statistics of the whole year show that 4,62,76,958 articles of all classes were issued for delivery during the year as compared with 4,17,26,594 in the preceding year, the increase being 45,50,364, or nearly 11 per cent.

* Pen, Alibág, Mázagon (Bombay,) Gogha, Sátára, Mahuva, Jámnagar.

The table below shows the transactions of the year under the head of insurance in comparison with the transactions of 1884-85. The decrease is due to the entire withdrawal of the power to insure articles for and from the offices in the Persian Gulf and Busrah in Turkish Arabia during the year. The system had been closed for Bagdad in the previous year :—

Years.							Number.	Value insured.	Commission.
								Rs.	Rs.
1884-85	53,111	3,17,58,099	78,526	
1885-86	45,696	2,21,57,429	53,585	
Decrease						7,415	96,00,670	24,940	

The amount paid in this circle during the year as compensation for the loss of insured articles was Rs. 2,577-2-0, but so far as the Bombay Circle was concerned there was no case in which loss was caused to Government by neglect or crime on the part of postal servants, the sum paid being on account of articles lost in other circles and in the mail robbery that occurred in 1884-85 between Wadhwan and Rajkot in Kathiawar.

From the 1st October 1885, the value-payable system was extended to unregistered paid and unpaid book packets, and during six months of the year 14,722 value-payable book packets were posted in this circle of which 12,516 were posted in Bombay by the book-selling firms of the city. The table given below exhibits the extent to which the value-payable system was used during the year under report in comparison with the statistics of the preceding year :—

Value payable.

Years.							Number.	Value declared for realization.	Commission.
								Rs.	Rs.
1884-85	60,248	6,62,753	12,441	
1885-86	71,317	8,02,137	14,915	
Increase						11,069	1,39,384	2,473	

The number of privileged publications increased from 151 in 1884-85 to 169 in 1885-86.

Privileged Publications.

The money order scheme continued to gain further popularity. The tables below show the transactions of inland money orders during the year under report :—

Money Orders.

Years.							Total number of Money Orders issued.	Total value of Money Orders issued.	Commission.	Average value of a Money Order.
								Rs.	Rs.	Rs. a. p.
1884-85	3,57,204	98,88,612	1,16,342	26 15 1	
1885-86	4,34,197	1,10,69,513	1,30,772	25 7 10	
Increase						76,993	11,80,901	14,430	
Decrease						1 7 3	

Payments.

Years.							Number of Money Orders paid.	Value of Money Orders paid.	Average value of a Money Order paid.
								Rs.	Rs. a. p.
1884-85	3,99,976	1,09,21,736	27 5 4	
1885-86	4,94,771	1,19,10,423	24 1 2	
Increase						94,795	9,88,686	
Decrease						3 4 2	

The rate of commission charged on money orders issued in Zanzibar for payment in Aden and India was raised from one to two rupees per cent. from 1st April 1885, as the

large sums paid in at Zanzibar could not be utilized for Government purposes on the spot. The rate charged in Aden and India on money orders payable in Zanzibar is one per cent., the ordinary inland rate.

From the 1st October 1884, the telegraph was employed as an additional agency for the transmission of inland money orders and the results of the year are summarized in the abstract below in comparison with the results for the six months during which the system was in force in the previous year :—

Years.	Number of Telegraphic money orders issued.	Value.	Commission.	Number of Telegraphic Money Orders paid.	Value of Telegraphic Money Orders paid.
		Rs.	Rs.		Rs.
Average for— 1884-85	750	59,291	959	Not available.	
1885-86	616	45,703	755	1,149	98,020
Decrease	134	13,587	203

Of the money orders received for payment, 88 money orders of the aggregate value of Rs. 1,957-7-0 became void during the year. Of these 16 orders of the aggregate sum of Rs. 179-12-0 were renewed and paid, the actual amount that escheated to Government being Rs. 1,77-11-0.

Foreign Money Orders.

There was only one direct money order exchange newly established during the year—the exchange with North Borneo (Sandakan), with effect from 1st January 1886, from which date the direct exchange with the Netherlands was closed. The table below shows the results of the working of the various sterling and rupee money order exchanges during the year as compared with the results of the previous year :—

1884-85.		1885-86.		1884-85.		1885-86.	
Advised to Foreign Countries		Advised to Foreign Countries.		Received from Foreign Countries.		Received from Foreign Countries.	
Number.	Value.	Number.	Value.	Number.	Value.	Number.	Value.
	£.		£.		£.		£.
42,136	1,70,258	46,249	190,276	5,246	23,159	7,570	37,992
Increase	4,113	20,018	2,324	14,832
Commission ...	21,934	24,151
	Rs.		Rs.		Rs.		Rs.
3,227	1,77,869	4,286	2,26,291	2,774	1,69,338	6,292	3,10,838
Increase	1,059	48,422	3,518	1,41,499
Commission ...	1,928	2,446

Savings Banks.

The following abstracts give the results of the Savings Banks business of the year as compared with the results of the previous year :—

Accounts.

Balance on 31st March 1885.	Number opened during 1885-86.	Total	Number of accounts closed during 1885-86.	Balance on 31st March 1886.
20,539	13,757	34,296	5,833	28,463

Deposits and Withdrawals.

Opening balance on 31st March 1885.	Deposits during 1885-86.	Interest during 1885-86.	Total.	Withdrawals including interest on close accounts during 1885-86.	Balance on 31st March 1886.
Rs. 30,41,665	Rs. 46,16,991	Rs. 1,37,695	Rs. 77,96,353	Rs. 32,23,598	Rs. 45,72,754

The extent to which the public have taken advantage of the Agency of the Post Office in connection with Government Securities during the last three years is shown below :—

Government
Securities.

Years.				Value of Securities purchased.	Value of Securities sold.	Value of Securities deposited.	Total.
				Rs.	Rs.	Rs.	Rs.
1883-84	11,200	5,200	16,400
1884-85	20,700	2,500	9,000	32,200
1885-86	17,900	3,000	45,400	66,300

The sale of stock notes has gradually fallen off, and during the year under report stock notes of the aggregate value of Rs. 112-8-0 only were sold through the agency of the Post Office. The value of stock notes kept for sale at Post Offices in this circle was, therefore, reduced from Rs. 7,475 to Rs. 2,175 during the year. Stock Notes.

India Postal notes have not yet obtained any general popularity, though the sales during the year were a little larger than in the previous year as shown below :— India Postal Notes.

Years.				8 Annas (A).	1 Rupee (B).	2½ Rupees (C).	Total.
1884-85	4,434	8,148	4,467	17,099
1885-86	4,978	8,961	3,573	17,512

The number of notes of the three denominations paid during the year in this circle was 20,371.

36 life policies were accepted during the year as compared with 48 in the previous year. The total number of policies issued up to the close of the year from 1st February 1884, the date on which the scheme was introduced, was 89, of which three were surrendered during the year. Postal Life Insurance.

The following additional parcel exchanges were established during the year, viz. :— Foreign Parcel Post.

- (1) Direct exchange between India and the Colony of Victoria (Australia) from 1st April 1885.
- (2) Direct exchange of light parcels with the United Kingdom from 1st July 1885.
- (3) Exchange with the West Indies through the United Kingdom from 1st October 1885.
- (4) Direct exchange with Gibraltar from 1st October 1885.
- (5) Direct exchange with Malta from 1st January 1886.
- (6) Exchange through the United Kingdom with Cape Town and all other places in Cape Colony (Natal excluded) from 1st January 1886.

The tables below show the transactions of these and the existing exchanges during the year :—

Additional Exchanges.				Number of Parcels exchanged during 1885-86.	Revenue.
From Bombay and Aden to other countries	24,604	Rs. 16,548
To do. from do.	31,579	23,974
Total				56,183	40,523
Existing Exchanges.				Number of Parcels.	Revenue.
From Bombay and Aden to other countries	17,230	Rs. 29,463
To do. from do.	57,725	92,519
Total of additional exchanges				74,955	1,21,972
				56,183	40,523
Miscellaneous revenue including insurance fee on parcels from the United Kingdom and on parcels up to Bombay, &c.				2,270
Total of 1885-86				1,31,138	1,64,766
Total of 1884-85				1,08,858	1,58,051
Increase				22,280	6,714

PRODUCTION AND DISTRIBUTION.

Use of Service Postage Stamps by Native States.
Use of private Presses.

The value of service postage labels purchased during the year by Native States in this circle authorized to use them for State correspondence was Rs. 39,951 as compared with Rs. 30,747 in the preceding year.

The cost paid to private presses for printing departmental work during the year amounted to Rs. 906 as against Rs. 309 in the preceding year.

Complaints by the public.

Result of Enquiries.				1884-85.	1885-85.
Well grounded	299	323
Groundless...	293	213
Unsuccessful	185	338
Pending	30	57
Total				807	931

The marginal abstract shows the number of complaints made by the public during the year as compared with the previous year. Of the 931 complaints 62 related to registered articles, parcels, money orders, and postal notes, and in only 16 of these were Postal servants proved to be in fault or suspected on strong grounds to have misappropriated the articles.

Offences by Postal servants punishable by law.

The total number of offences punishable by law committed by Postal servants was 26 as compared with 36 during the previous year. In 18 out of the 26 offences, prosecutions were instituted, while in 8 cases the offenders were punished departmentally. In 14 cases the prosecution was successful and in 4 cases it failed. In each of these four cases, however, the offenders were dismissed from Government service as there were sufficient grounds for holding them departmentally responsible notwithstanding the failure of legal proof. Of the 26 offences, 3 were committed by sub-postmasters, 4 by clerks, 9 by postmen, 7 by village postmen, 2 by runners, and 1 by an orderly.

Highway robberies and attempts at highway robberies.

It is a matter for satisfaction that during the year under report there was only one robbery of the mail as compared with six in the previous year. Further, there was no attempt to commit highway robbery though one attempt was recorded in the preceding year. The single mail robbery of the year occurred in the Gogha Taluka of the Ahmedabad District, and though the Ahmedabad Police subsequently reported that the scene of the robbery was not in the limits of that taluka, the Kathiawar Political authorities were satisfied that the robbery did occur in the limits of a village of the Gogha Taluka. The robbery was not a serious one and nothing actually was carried away, the entire contents of the mail bags, which were of no great importance, being recovered the next day in a field where they had been opened. The robbers were not tracked at the time, and as nothing was taken away by them and the runner was unable to identify any of his three assailants, it is not to be expected that they will ever be caught.

DISTRICT POST.

The district post is a provincial charge auxiliary to the Imperial post. It ascertains by experiment the wants of the rural population, and when once found to be firmly established the establishment is made permanent and transferred to the Imperial service.

The amount of the provincial grant for the district post service (Bombay Circle) for 1885-86 was Rs. 85,812. The actual expenditure of the year was Rs. 86,284, of which Rs. 80,211 were expended on fixed establishment.

The establishment of the district post comprises 14 inspectors, 20 clerks, 494 village postmen, 19 runners, and 5 schoolmasters who receive a small allowance for performing the duties of postmen. The appointments of 4 postmen and 5 runners were abolished during the year. 38 post offices and 436 letter boxes were used by the district post. 17 postmen were transferred to the Imperial service during the year and 2 lines converted into Imperial lines. The total mileage of the post lines under the district post on which mails were carried by runners was 89½ miles.

In the course of the year 3,72,039 articles were posted for despatch by the district post. 11,53,910 articles were received for delivery. 470 per cent. of these articles were undelivered. There has been a considerable increase in the use of the district post during the year. In 1884-85, 3,34,442 articles were posted for despatch and 10,34,989 articles received for delivery. Thus during the year there has been an increase of 16.39 and 14.60 per cent. under these two heads respectively. The percentage of undelivered articles was small and showed that the postmen did their work satisfactorily. The starting of new newspapers in various up-country towns materially added to the work of the district post during the year.

Irrigation.

General remarks.

The principal works in progress during the year were the Nira Canal and Mhaswad Tank, from the grant for Protective Public Works, and the Waghad Tank to supplement the supply to the Kadwa River Works.

The Nira Canal was opened for irrigation during the year and 11,195 acres were irrigated. No rates were charged during the first year, but full rates will be levied in the second. The total area irrigated during the year was 57,575 acres. In 1884-85, 37,701 acres were irrigated, and in 1883-84, 32,864 acres. The Hathmati, Ojhar, Mutha, Nira, Krishna,

Gokák (1st section), and Ekruk Tank Canals supply the largest irrigated areas. The areas irrigated from the Mutha and Nira Canals are by far the largest: in both cases the irrigated area exceeds 11,000 acres. Next comes the Gokák Canal (1st section) with 4,700 acres. The total water-rate assessment amounted to Rs. 1,61,159; in 1884 Rs. 1,35,299 were realized.

In Sind the Indus commenced to rise on June 14th and continued to rise until June 20th, when it reached a height of 15 feet 5 inches. It then fell gradually until August 7th, when it stood at 11 feet 2 inches. It rose again from the 8th of August until the 27th idem when it stood at 15 feet 5 inches: from that date it fell steadily and rapidly. The inundation was steady and but for the gap which the curve shows between July 20th and August 27th would have been very favorable. About a mile of the new loop line behind the end of Jhali band was washed away in August, and some damage was done to the mouth of the Ghar. Otherwise the works were maintained in working order during the year. The Indus.

The entire expenditure of the year, including contribution, was Rs. 31,18,938, distributed under the different heads as follows:— Expenditure.

<i>Capital—</i>					
<i>Major Works—</i>					
Productive works	Rs. 4,47,709
Protective works	7,95,218
Minor works and navigation	1,88,794
					14,31,721
<i>Revenue—</i>					
<i>Major Works—</i>					
Productive works	2,68,970
Protective works	19,598
Minor works and navigation works for which Capital and Revenue accounts are kept	4,46,086
Works for which only Revenue accounts are kept	8,43,615
					15,78,269
<i>Agricultural Works—</i>					
Works for which Capital and Revenue accounts are not kept	94,741
Contribution works	14,207
					1,08,948
Grand Total					Rs. 31,18,938

GUJARAT WORKS.

The area irrigated from the Háthmati Canal was acres 2,945 as compared with acres 1,268 in the previous year. The water-rates rose from Rs. 2,031 to Rs. 5,397. Háthmati Canal.

The distributing channels, six in number, were extended at a cost of Rs. 8,805. The river Khári failed in September and irrigation was consequently restricted. Three regulating sluices were built on the Naika village channel, and two of the other channels were cleared. Khári Cut.

Repairs to 13 tanks were carried out in the Ahmedabad Collectorate at a cost of Rs. 11,985. 29 tanks were repaired in the Surat Collectorate at a cost of Rs. 5,211. Tanks.

A sand-bag weir was thrown across the channel in continuation of groyne No. 1; the result was satisfactory. The embankments were repaired. There were no floods or casualties during the year. Wagrej Protective Works.

These works were completed during the year. The country which before was water-logged is now rapidly drained and all waste land is being brought under cotton cultivation. Karli Drainage Works.

The embankment of the reservoir tank of the Khárághoda and Udu water-works was raised and strengthened at a cost of Rs. 5,361. It is now complete. Khárághoda and Udu Water-works.

DEKHHAN WORKS.

The Hartála Tank in the Khándesh District remained nearly empty during the year. The Mhaswa Tank filled in September: 383 acres were irrigated from it. The results obtained from the Lower Pánjhra River Works were favorable. These works comprise the Mukti storage tank and 10 irrigation weirs or *bandháras*. The irrigated area is 1,870 acres, bearing a water-rate of Rs. 13,600: but over and above this 1,197 acres of dry-crop land have been irrigated by the cultivators of eight villages. The Girna River Irrigation scheme includes the Chankapur Reservoir. This work is Protective: it is calculated that under the scheme 25,000 acres will be protected from drought. Rs. 1,00,000 were sanctioned for the work in the budget of 1885-86. The work was commenced on April 1, but in consequence of the financial pressure had to be discontinued. The area irrigated from the Jámnda Canals (acres 1,963) was slightly less than in the previous year. Good progress was made with the Parsal tank: the outlay up to date upon it is Rs. 75,596. Various other petty operations were carried out in the year. Khándesh Collectorate.

Situated in the Násik Collectorate is the Kádva river system which includes—

- | | |
|--------------------------|-----------------------------|
| (1) The Waghd Tank. | (3) The Wadáli Canal. |
| (2) The Pálkhed Canal. | (4) The Ojhar Támbat Canal. |
| (5) The Sukeña Bandhára. | |

Násik and Ahmednaga Collectorates.

The Wághad Tank dam was raised to R. L. 138, with the exception of a length of 300 feet in the river gorge and a length of 300 feet which was left as a safety cut in the right flank. The waste weir channel is practically complete. On 17th August the water reached its highest level, R. L. 118.5. This represented a storage of 183 million cubic feet. The Pákhed Canal works are complete as far as the G. I. P. Railway. They will be extended when the storage tank at Wághad is complete. The canal is 11 miles in length with 14 miles of distributaries. The area irrigated amounts to 1,427 acres. The Wadáli Canal work is complete. The area irrigated from it is 295 acres. The Ojhar Tántat Canal is 2 miles in length and will be extended after the completion of the Wághad Tank. The area irrigated during the year was 298 acres. Various petty works were also carried out in the Násik Collectorate. The Ahmednagar Collectorate includes the Pravara River system which comprises—

- | | |
|--------------------------------|---------------------------------|
| (1) The Maládevi Tank. | (3) The Ojhar Right Bank Canal. |
| (2) The Ojhar Left Bank Canal. | (4) The Láksh Canal. |

Of these works the Ojhar Left Bank Canal is practically complete. Acres 2,369 are irrigated from it. The Láksh Canal cannot be extended until the storage at Maládevi is available. The area irrigated from it was 369 acres. The rainfall on this system was somewhat deficient. The total area irrigated declined from acres 1,394 in 1884-85 to acres 1,116. It was found necessary to refuse a number of applications for water in consequence of the defective supply.

Poona Collectorate.

Rs. 65,733 were expended from the capital account of the Mutha Canals during the year. The maximum height of the water in Lake Fife was reached on 17th July when the water rose to a height of 7.93 above the crest of the waste weir and within 7.07 feet of the top of the dam. The water flowed continuously over the weir from July 4th till October 24th. The area irrigated by the Mutha Canals rose from 8,410 acres in 1884-85 to 11,674 acres. The canals and the works of the Cantonment and Station water-supply were maintained in an efficient condition throughout the year. The expenditure on them amounted to Rs. 40,957; Rs. 11,620 of this sum was expended on the Poona water-supply only. The Pashán Tank and Kirkee water-works were maintained in an efficient condition at a cost of Rs. 2,515. The Junnar municipal water-works were completed during the year. The Talegaon and Sirur Water Supply works were completed except the distribution in the towns. The area under irrigation from the Kasurdi Tank was increased by 63 acres and in the case of the Mátoba Tank was increased by 550 acres, and is now 1,750 acres. On the other hand, in consequence of deficient supply the area under irrigation from the Shirshuphal Tank decreased by 666 acres.

Nira Canal Works.

The operations on these works during the year were mainly confined to the superstructure in the river. The dam has now been raised to a height of 50 feet above the lowest foundation level. The seven turbine sluices with pipes have been completed and the fifteen under-sluices completely arched. There were no heavy floods during the monsoon of 1885. The work on the subsidiary weir has been pushed on most successfully. The canal earthworks from the 1st to the 50th mile were opened for irrigation in July 1885; and good progress was made with the earthworks from miles 50 to 81. Distributing channels 1 to 11 were completed with masonry works, and Nos. 12 to 28 which are 47 miles in length were practically completed and opened for irrigation. The people in some places have themselves carried on the distributaries. The area irrigated has been already noticed.

Sholápur-Bijápur
Collectorates.

The work for preventing slips in the dam of the Ekruk Tank has been completed. The dam of the Ashti Tank has been repaired and brought to its original section. The area irrigated from this tank rose from 449 acres in 1884-85 to 739 acres. The work on the earthen dam of the Koregaon Tank was completed. The Shirsi *bandhára* in the Akalkot State was commenced.

Satára Collectorate.

The Krishna Canal was maintained in good working order. The area irrigated by it rose from 3,275 acres in 1884-85 to 3,431 acres. The works on the Nehr tank right bank canal have been nearly completed. The irrigated area rose from 1,096 acres in 1884-85 to 1,532 acres. Progress was made with the Upper Mán river works from which 989 acres are now irrigated. The principal works in progress were the waste weir, tunnel, masonry and other works connected with the Mhaswad Tank and Canals. Good progress was made with these works.

Belgaum and Dhár-
wad Collectorate.

The first section of the Gokák Canal is now practically complete. It comprises 3 miles of Main Canal, the Wadarhatti branch 12 miles long and 26 miles of distributaries all now in full operation. An area of 4,685 acres has been irrigated: this exceeds the area of the past year by 2,007 acres. There were no heavy floods during the year. Thirty old tanks were repaired during the year.

SIND.

Ezári Canals.

The total expenditure on capital account of the Desert Canal was Rs. 13,938. The total expenditure on maintenance and repairs was Rs. 20,607. The capital expenditure on the Unharwah was Rs. 96,516. This canal was commenced in 1884. The excavation was completed at the end of May 1885, the bridges and head regulators on June 4th, and the canal was opened and water admitted on June 5th. The chief work executed during the

year was the completion of the head sluice, and of the stopgate bridge in the reserve *band*. 4 head-regulators, 2 road bridges, 3 *chaukis* were completed, and the construction of 41 *kariah* heads, 1 *chauki* and 2 bridges taken in hand. The embankments were considerably strengthened. The total expenditure during the year on the capital account of the Begári Canal was Rs. 35,232. The head regulator was enlarged, the canal banks strengthened, and other improvements effected.

The principal work on these canals during the year was the deepening of the Nára supply channel on which Rs. 38,843 was expended. The earth-work of the protective embankment of the Mithrau Canal was continued partly by prison labour at an expense of Rs. 26,607. Eastern Nára Canals.

The widening of the Sind Canal was completed at a cost of Rs. 35,069. The Sukkur-Begári *band* was raised and strengthened at an expenditure of Rs. 31,792. Shikárpur Canals.

A new loop line behind the end of the Jhali *band*, which was completed at a cost of Rs. 11,416, was washed away during the inundation. A new loop *band* thrown further back has been commenced. The regulating bridge at the mouth of the Ghar was washed away in July: The construction of a new regulator has been commenced. The ordinary clearance of the Ghar and its branches during the year cost Rs. 58,641. It was necessary to carry out extra clearance at the mouth at a cost of Rs. 11,000 in consequence of the great erosion caused by the inundation. A new regulator to the Fordwah was commenced and the new loop line to the Magsi *band* completed. Ghar Canals.

No important works were carried out in the Haidarabad Canals.

Hyderabad Canals.

The total expenditure on Revenue account on the Fuleli Canals was Rs. 1,28,041, of which Rs. 1,17,996 were spent on the Fuleli and its branches, and the remainder on the smaller branches that feed direct from the Indus. Rs. 1,07,700 of this sum were spent on clearances, jungle cuttings, and repairs. Fuleli Canals.

The Bukeráni *band* was completed at a total cost of Rs. 45,140. 3 small retired loop *bands* were constructed and the mouth to the Aral completed at a total cost of Rs. 18,331. Rs. 1,23,046 were spent on ordinary canal clearances and repairs. Karáchi Canals.

CHAPTER V.—FINANCIAL REVIEW.

General Results.

THE following statement shows the transactions of all the departments in the Presidency, Imperial, Provincial, and Local, contrasted with the transactions of the preceding year. The figures quoted for 1884-85 differ slightly from those quoted in the General Administration Report of that year in consequence of certain adjustments made after the year had closed. The figures for 1885-86 will be liable to be treated in the same way:—

General Statement of Receipts and Expenditure of the Bombay Presidency during 1884-85 and 1885-86.

Heads.	RECEIPTS.			EXPENDITURE.			
	1884-85.	1885-86.	Difference + or -	1884-85.	1885-86.	Difference + or -	
	Rs.	Rs.	Rs.	Rs.	Rs.	Rs.	
Civil Department ..	Imperial	6,68,25,912	7,23,48,409	+55,22,497	2,38,98,798	73,25,050	-1,65,73,748
	Provincial	3,69,85,638	4,07,28,160	+37,42,522	8,35,56,007	3,55,27,566	+19,71,449
	Local	89,83,548	44,88,870	+45,05,388	22,10,912	26,81,348	+4,50,436
Public Works Department.	Irrigation, Imperial ..	4,09,682	4,20,241	+10,579	84,04,797	31,16,875	-2,87,922
	Military Works Imperial ..	1,08,007	1,28,252	+20,245	14,39,398	17,15,678	+2,76,285
	Civil Buildings, Roads and Services, Imperial	2,20,066	1,32,067	-88,029
	Do. do. Provincial ..	8,12,955	12,11,188	+3,98,233	41,44,410	34,71,683	-6,72,627
	Do. do. Local ..	20,533	-20,533	20,15,520	10,91,493	-9,24,027
	State Railway	94,704	10,182	-24,582
Telegraph Department.	Imperial	16,09,012	17,23,541	+1,14,529	18,23,352	23,21,812	+4,98,430
Military Department	Provincial	3,686	3,994	-1	7,045	5,103	-1,942
Postal do.	14,64,137	19,92,281	+5,28,144	2,48,36,263	2,84,68,138	+35,81,875
	22,37,902	18,93,908	-3,43,994	10,40,226	16,40,647	+9,421
Total ..	11,44,61,057	12,49,38,654	+ 1,08,42,085 -3,64,483	9,92,81,603	8,74,96,642	-1,85,72,877 +67,87,916	
			+ 1,04,77,597			-1,17,84,961	

The total income of the year 1885-86 amounted to Rs. 12,49,38,654 and the out-goings to Rs. 8,74,96,642. The result was a surplus of Rs. 3,74,42,012, which exceeded by Rs. 2,22,62,558 the surplus of the previous year. On the receipt side a noticeable improvement occurred in "Land Revenue," "Salt," "Excise," "Customs," "Forests," "Registration," "Police," "Mint," "Interest," "Marine," "Medical," "Receipts in aid of Superannuation &c.," "Miscellaneous," "Public Works Extraordinary Receipts," and "Telegraphs and Military Receipts." There was a decline in the receipts from "Opium," "Stamps," "Tribute," "Law and Justice" and "Postal Receipts," and the net increase in the receipts of the year was Rs. 1,04,77,597. The total expenditure was less than that of the previous year by Rs. 1,17,84,961. This decline however was nominal, and was caused by the transfer of the exchange account on transactions with London from the Bombay to the India Books. If the results of this transfer be eliminated a net actual increase of Rs. 27,59,008 is shown in expenditure. This increase took place mainly in the following heads:—"Refunds and Drawbacks," "Assignments and Compensations," "Land Revenue," "Salt," "Provincial Excise," "Forests," "Post Office," "Police," "Education," "Scientific and other minor Departments," "Superannuation Allowances, Provincial," "Miscellaneous, Provincial," and "Stationery and Printing." On the other hand there was a decrease in the expenditure under the heads of "Imperial General Administration," "Superannuation Allowances, Imperial," "Pensions and Miscellaneous, Imperial," and "Small savings in the charges on account of other civil services."

Comparison of Imperial Civil Transactions.
Imperial Receipts.

The Imperial Civil Receipts of 1885-86 amounted to Rs. 7,23,48,409, and the expenditure to Rs. 73,25,050. The Income and Expenditure (exclusive of Exchange Transactions) exceeded the actual receipts and expenditure of the previous year by Rs. 55,22,497 and Rs. 7,87,539 respectively. The increase in the receipts under the heads of "Land Revenue" (Rs. 7,80,652), "Salt" (Rs. 36,44,620), "Excise" (Rs. 3,95,668), "Customs" (Rs. 1,21,525), "Forests" (Rs. 2,95,722), "Registration" (Rs. 6,451), "Mint" (Rs. 5,31,500), "Irrigation" (Rs. 1,69,937), and the decrease in the receipts under the heads of "Opium" (Rs. 8,74,617), and "Stamps" (Rs. 16,883), are fully explained in those portions of the report that deal with the departments concerned. The increase of Rs. 18,381 under "Interest" was caused by the recovery of interest on loans from several Talukdars' estates in Gujara't, and from Incumbered Estates in Sind. The increase of Rs. 13,711 under "Superannuation Receipts" was caused by larger recoveries from subscribers to the Bombay Military and Bengal Civil Funds. The increase of Rs. 1,55,109 under "Miscellaneous" was mainly

caused by the receipts from the newly acquired territory on the Somali Coast and by a large recovery of insurance and other charges upon stores imported through the India Office for Native States, and recoveries from Railway Companies for general supervision by Central Offices. The decrease of Rs. 28,908 under "Tribute" was caused by a default in the payment of a portion of the tribute of Káthiáwár and the transfer of the Junágad tribute to the Káthiáwár Agency Police Fund.

The increase of Imperial expenditure under the heads of "Opium" (Rs. 11,414) "Stamps" (Rs. 1,126), "Excise" (Rs. 9,920), "Forests" (Rs. 12,714), "Registration" (Rs. 2,830), "Mint" (Rs. 60,186), "Stationery and Printing" (Rs. 23,687), and the decrease under the heads of "Salt" (Rs. 25,844), and "Ecclesiastical" (Rs. 5,580) is explained in those portions of the report that deal with the several departments. The increase under "Interest" (Rs. 14,961) was caused by an adjustment made on account of arrear interest on the Uncovenanted Service and Bombay City Police Superannuation Fund and by an excess charge for interest on the Administrator General's deposits. The increased expenditure under "Refunds and Drawbacks" (Rs. 1,33,896) was caused by the payment to the Goa Government of the share of the common customs due for the 4th year of the treaty. A large sum was also refunded on account of the revenue of an *inám* village in the Belgaum Collectorate. The increased expenditure under "Assignments and Compensation" was caused by payments of compensation to various parties on account of the recently assimilated Excise and Salt regulations. The increase of Rs. 85,393 under the head "Political" was caused by the expenditure on the Somali coast establishments. The increase of Rs. 11,647 under "Territorial and Political Pensions" was attributed to the sanction of new pensions in the course of the year. The decreased expenditure (Rs. 21,979) under "General Administration" was caused by savings in salaries and establishments and a transfer to India of charges connected with inter-provincial remittances. The decrease of Rs. 36,516 under "Scientific and other Departments" was caused by the discontinuance of charges for the Ajanta Paintings, and the compilation of the Bombay Gazetteer. The decrease (Rs. 25,213) under the head of "Superannuation Allowances and Pensions" was caused by the absence of charges on account of arrear payments of bonus to officers of the Public Works Department. The decrease under "Miscellaneous" (Rs. 10,615) was mainly caused by reduction in miscellaneous refunds and charges for remittance of treasure.

Imperial
Expenditure.

The following statements show the Civil Receipts and Expenditure (Provincial) in Provincial Finance, the year under report and in the year preceding:—

Revenue and Receipts.	ACTUAL INCOME.		B. COMPARED WITH A.	
	1884-85. A.	1885-86. B.	Increase.	Decrease.
	Rs.	Rs.	Rs.	Rs.
Opening Balance	41,23,650	41,83,713	60,063
1. Land Revenue	2,64,88,660	2,90,40,678	25,52,018
3. Salt	54,596	46,630	7,966
4. Stamps	22,32,142	22,15,310	16,832
5. Excise	41,06,892	45,02,560	3,95,668
6. Provincial Rates	55,831	55,831
7. Customs	45,686	52,276	6,590
8. Assessed Taxes	6,27,907	6,23,189	282
9. Forest	13,87,420	16,83,143	2,95,723
10. Registration	1,86,478	1,92,928	6,450
12. Post Office	1,000	1,600	600
15. Law and Justice	5,65,533	5,19,621	45,912
16. Police	4,75,427	7,30,182	2,54,755
17. Marine	49,774	55,740	5,966
18. Education	2,75,633	2,77,810	2,177
19. Medical	59,987	64,370	4,383
20. Scientific and other Minor Departments	21,482	26,649	4,767
21. Interest	54,259	53,731	528
22. Receipts in aid of Superannuation	1,25,294	1,47,968	22,674
23. Stationery and Printing	58,669	62,549	3,880
24. Miscellaneous	1,04,259	1,39,941	35,682
33. Buildings and Roads (Civil Works)	4,009	60,469	56,380
Contribution from Local Funds	60,051	1,69,985	1,09,934
	3,69,85,638	4,07,28,160	38,13,760	71,238
Departmental Heads—				
13. Telegraph	3,686	3,685	1
33. Buildings and Roads in charge of Public Works Officers	8,12,955	12,11,188	3,98,233
	8,16,641	12,14,873	3,98,233	1
	3,78,02,279	4,19,43,033	42,11,993	71,239
	4,19,25,929	4,61,26,746	42,72,056	71,239

Expenditure.	ACTUAL EXPENDITURE.		B. COMPARED WITH A.	
	1884-85. A.	1885-86. B.	Increase.	Decrease.
	Rs.	Rs.	Rs.	Rs.
3. Refunds and Drawbacks ...	2,62,857	3,02,360	39,503
4. Assignments and Compensations ...	73,93,418	81,19,702	7,26,284
5. Land Revenue ...	67,44,044	68,74,436	1,30,392
7. Salt ...	7,79,712	8,99,199	1,19,487
8. Stamps ...	98,959	1,00,086	1,127
9. Excise ...	1,20,682	1,30,600	9,918
10. Provincial Rates	55,824	55,824
11. Customs ...	5,40,280	4,79,562	60,718
12. Assessed Taxes ...	10,428	9,944	484
13. Forest ...	8,81,729	8,94,443	12,714
14. Registration ...	1,47,144	1,49,975	2,831
15. Post Office ...	80,868	1,05,917	16,049
18. General Administration ...	12,66,753	12,75,879	9,126
19. Law and Justice ...	51,86,600	50,91,956	94,644
20. Police ...	47,88,353	49,20,019	1,31,666
21. Marine ...	87,176	61,356	25,820
22. Education ...	12,04,695	13,31,817	1,27,122
24. Medical ...	12,83,001	12,78,273	4,728
25. Political ...	2,639	2,639
26. Scientific and other Minor Departments ...	2,07,223	2,59,878	52,655
29. Superannuation Allowances and Pensions ...	12,05,534	12,28,439	22,905
30. Stationery and Printing ...	5,31,963	5,81,192	49,229
31. Miscellaneous ...	2,03,192	3,74,108	1,70,916
32. Famine Relief ...	1,350	4,605	3,255
46. Buildings and Roads (Civil Works) ...	65,130	1,01,042	45,912
Contribution from Provincial to Local ...	4,63,367	8,96,954	4,33,587
	3,35,56,097	3,55,27,566	21,60,502	1,89,033
Departmental Heads—				
16. Telegraph ...	7,045	5,103	1,942
46. Civil Buildings, Roads and Services in charge of Public Works Officers	41,44,310	34,71,683	6,72,627
State Railway ...	34,764	10,182	24,582
Total Departmental Heads ...	41,86,119	34,86,968	6,99,151
Total Expenditure ...	3,77,42,216	3,90,14,534	21,60,502	8,88,184
Closing Balance ...	41,83,713	71,12,212	29,28,499
	4,19,25,929	4,61,26,746	60,89,001	8,88,184

Provincial Services.

The transactions of the Bombay Provincial Services are summarized in the following table:—

	1884-85.	1885-86.
	Rs.	Rs.
<i>Receipts, Civil.</i>		
Provincial Receipts ...	1,77,73,639	1,96,26,767
Percentage share of Land Revenue by way of Imperial allotment ...	1,91,51,948	2,09,31,408
Other Departmental Receipts—		
Public Works ...	8,12,955	12,11,188
Telegraph ...	3,686	3,685
Contributions from Local Funds ...	60,651	1,69,985
Total Receipts ...	3,78,02,279	4,19,43,033
<i>Expenditure, Civil.</i>		
Other Departmental Expenditure ...	3,30,92,730	3,46,30,612
Public Works ...	41,79,074	34,81,865
Telegraph ...	7,045	5,103
Contributions to Local Funds ...	4,63,367	8,96,504
Total Expenditure ...	3,77,42,216	3,90,14,534
Provincial Surplus ...	60,063	29,28,499
Opening Balance ...	41,23,650	41,83,713
Closing Balance ...	41,83,713	71,12,212

Provincial Civil
Receipts.
Increases.

The greater part of the increases are explained in the chapters relating to the Departments concerned. An increase of Rs. 25,52,018 under "Land Revenue" was caused by the Provincial adjustment on account of the rent of resumed police service lands, and service commuta-

tions made by the Collectors of Haidarabad and Shikárpur at the enhanced survey rates obtaining in their talukas. The increase of Rs. 2,54,755 in the "Police" Receipts was caused by the transfer to this head from that of Excise of the contributions paid by contractors to meet the cost of Ábkári Police and to the transfer to the Government accounts of the balance and income of the *Rámosi* and Bombay City Police Clothing Funds which were in previous years kept by the Commissioners of Police outside the Government accounts. The increase of Rs. 35,682 under "Miscellaneous" was caused by the credit of an unusually large proportion of the Administrator-General's lapsed deposits. The increase of Rs. 1,09,934 under "Contributions from Local to Provincial" was caused by the repayment of a portion of the debt due to Government by the Central Book Depôt, by the refund of unspent balances paid to the Páñch Maháls Local Boards and of the contribution towards a school building at Brouch.

Departmental decreases are mostly explained elsewhere. The following were the most noticeable:—"Salt," Rs. 7,966, "Stamps," Rs. 16,832, "Law and Justice," Rs. 45,912. The latter decrease was caused by smaller realizations of magisterial fines. *Decreases.*

Under "Refunds and Drawbacks" an increase of Rs. 39,503 was caused by the payment of a portion of refund of the Land Revenue of *iná*m villages in the Belgaum Collectorate. Under "Assignments and Compensations" the increase of Rs. 7,26,284 was principally caused by the adjustment of revenue of alienated lands effected at the revision settlements. The expenditure under "Land Revenue" increased by Rs. 1,30,392 in consequence of the extensive survey operations of the year. The increase of Rs. 55,824 under "Provincial Rates" was caused by the making into a Provincial charge the cost of collecting the Local Fund cess. This is counterbalanced by a corresponding entry in the Receipts. Under "Scientific and Minor Departments" an increase of Rs. 52,655 was caused by the opening of the new Veterinary College and Hospital attached to the College of Science, Poona, to the extension of the Agricultural Department, and the expenses incurred in connection with the London Exhibition. Under "Superannuation Allowances and Pensions" an increased expenditure of Rs. 22,905 was caused by the grant of new pensions. Under "Miscellaneous" the large increased expenditure of Rs. 1,70,916 was ascribed to a book debit referring to a loan, to special charges in connection with the Forest Commission, to a donation paid to the Widows' Home at Karáchi, and to considerable expenditure at Aden caused by the detention of a vessel with sick pilgrims. The increase of Rs. 4,33,587 under "Contribution from Provincial to Local" was chiefly caused by the transfer to this head of the Sind village cess. The increase of Rs. 45,912 under "Buildings and Roads" was caused by the transfer from "Local" of the cost of collecting certain Ferry Receipts and Road Tolls. Other increases of Provincial Civil Expenditure are explained elsewhere. *Provincial Civil Expenditure. Increases.*

The decrease of Rs. 94,644 under "Law and Justice" was caused by the absence of officers on furlough, the re-organization of certain jail establishments, and the reduced numbers and cost of prisoners. The decrease of Rs. 60,718 under Salt is explained elsewhere. The decrease of Rs. 25,820 under Marine was caused by a saving in the grant for provisions and stores for certain steamers. The decrease of Rs. 4,728 under Medical was caused by the employment of junior officers at civil stations. *Decreases.*

The Debt and Remittance Accounts of the year are shown in the following table:—

Debt and Remittance Accounts.				Receipts.	Expenditure.
				Ra.	Ra.
<i>Permanent Debt incurred—</i>					
Stock Notes	80,653	81,225
<i>Unfunded Debt—</i>					
Special Loans
Treasury Notes	87,500
Deposits of Service Funds	1,83,657	2,76,624
Savings Bank Deposits	50,56,085	60,64,775
Other Special Accounts		
<i>Deposits and Advances not bearing Interest—</i>					
Unspent Balances of Local Government	18,27,531	10,91,172
Excluded Local Funds	40,35,706	39,96,014
Departmental and Judicial Deposits	1,38,84,329	1,38,84,193
Advances	7,57,57,699	7,50,12,402
Suspense Accounts	1,92,15,714	1,92,72,112
Miscellaneous	2,41,778	2,39,929
Loans to Municipalities, Native States, &c.	16,87,069	5,75,069
<i>Remittance—</i>					
Other Local Remittances	19,88,90,621	19,86,54,599
Other Departmental Accounts	26,30,560	3,50,15,259
Foreign Remittances	5,10,43,856	3,72,25,011
<i>Account between Civil and other Departments—</i>					
Post Office	61,31,321	68,75,344
Telegraph	17,23,541	23,31,812
Marine	1,09,516	31,55,586
Guaranteed Railway	5,88,41,801	2,36,55,728
Military	38,94,565	2,90,78,981
Public Works	1,11,54,002	2,90,72,136
Remittance Account between England and India	23,61,977	1,18,796
Secretary of State's Bills drawn	4,90,60,057	8,95,99,958
Total Rupees				50,78,12,065	57,53,54,225

Debts and Remittances.

The transactions of the Service Funds in the Bombay Presidency were as follows:—

	Receipts.	Payments.
	Rs.	Rs.
Bombay Uncovenanted Service Family Pension Fund	1,38,923	5,217
Bombay City Police Superannuation Fund	49,374	*2,71,407
Total	1,88,657	2,76,624

* The actual expenditure out of this sum was Rs. 49,610 only. The difference represents a debit raised to transfer the balance of the Fund to the credit of Government.

Savings Bank
Deposits.

The amount paid into Civil Treasuries on the Savings Bank Accounts was Rs. 49,93,888. Rs. 60,12,657 were withdrawn. On Special Accounts the payments and withdrawals were as follows:—

	Receipts.	Payments.
	Rs.	Rs.
Local Fund Pension Fund	55,532	44,565
Bombay Uncovenanted Service Fund, Life Assurance Branch	6,665	161
Administrator General's Deposits	7,392
Grand Total... ..	50,56,085	60,64,779

In the course of the year Rs. 34,500 were invested in Government Securities from the balance to the credit of the Local Fund.

Miscellaneous
Loans.

The recoveries on account of loans were as follows:—

	Rs.
Loans to Native States	4,00,136
" Presidency Corporation, including Port Trust	2,11,775
" Mofussil Municipalities	36,575
" District and other Local Fund Committees	32,473
" Land-holders and others	10,06,110
Total	16,87,089

The following amounts were advanced:—

	Rs.
To Mofussil Municipalities	3,927
" District and other Local Funds	3,353
" Land-holders and others	5,67,789
Total	5,75,069

Railways.

The moiety of the surplus profits earned by the Guaranteed Railways amounted to Rs. 41,58,348. Of this, Rs. 27,00,431 were contributed by the G. I. P. and Rs. 14,57,917 by the B. B. & C. I. Railway Companies.

Cash Balances.

The opening cash balances of the year amounted to Rs. 2,44,00,000, of which Rs. 1,61,93,000 were held at the district treasuries and the remainder in Bombay.

Withdrawal of old
coin.

Uncurrent copper coin of the nominal value of Rs. 18,232 was withdrawn from circulation in the course of the year and sent to the Mint for destruction. The balance of uncurrent copper coin undisposed of at the end of the year was Rs. 14,997. Copper coin of Native Mintage of the value of Rs. 1,35,811 was received in payment of Government dues and in exchange for current coin. Since July 1st, 1885, the acceptance of this kind of coin has been discontinued.

Mint.

Gold Bullion.

No gold was tendered for coinage during the year. The gold balance held at the Mint diminished from Rs. 6,140 at the commencement of the year to Rs. 4,601 at its close, the difference representing the value of gold used in the manufacture of medals. The gold balance was composed as follows:—

	Nominal Value.
	Rs.
Gold mohurs of the nominal value of Rs. 15 each	1,500
Ten-Rupee pieces	800
Five-Rupee pieces	5
Sovereigns	20
Half sovereigns	45
Standard gold	2,231
Total Rs.	4,601

The net importation of silver bullion into the Presidency by private parties during the year was reported to amount to Rs. 9,17,88,438. Government exported during the year Rs. 1,90,16,869 in silver to the following ports:—

	Rs.
Sind	1,70,83,500
British ports within the Presidency	14,03,369
British Burmah	2,00,000
Goa	1,50,000
Aden	1,80,000
Total Rs. ...	1,90,16,869

Of the total bullion imported during the year 68,639,140 tolas were received at the Mint for coinage. They were composed as follows:—

	Tolas.
London, American, French, Genoa, Frankfort, German, San Francisco, and Paris silver bars	49,854,938
Dollars	9,473,866
Sycee	7,707,340
Country silver, chiefly ornaments	319,382
Native coins	207,314
Halli Sicca	1,076,300
Total Tolas ...	68,639,140

In addition to this, defaced and uncurrent coin to the value of Rs. 3,24,958 were remitted to the Mint for recoinage during the year.

200 tons of copper cakes valued at Rs. 1,22,220 were received from the Secretary of State during the year. Uncurrent British Indian and other copper coins to the value of Rs. 2,28,564 were sent to the Mint for destruction. Copper Bullion.

The Commissioner of Issue tendered for coinage bullion to the value of Rs. 6,81,17,407, as compared with Rs. 4,37,10,118 in the previous year. His balance of bullion which opened with Rs. 31,66,302 closed with Rs. 49,95,695. The open balance of bullion in the custody of the Mint was Rs. 26,40,000 and the closing balance Rs. 30,24,000. The amount of bullion coined and issued for circulation during the year was Rs. 6,81,58,000. This was composed as follows:— Silver Coinage.

		British Indian Government.	
Rupees		Tola.	Value.
6,74,01,606	...	Rs. 6,74,01,606	
3,88,988	...	" 1,94,494	
11,17,875	...	" 2,79,468	
22,62,240	...	" 2,82,780	
7,11,70,709		Rs. 6,81,58,349	

The value of the coin thus put into circulation, calculated upon the weight in standard tolas, was Rs. 6,80,85,008, and the value calculated upon the actual weight and reported fineness of the coin issued was Rs. 6,80,73,855. The gross gain of the Mint was thus Rs. 11,152.

No copper coin was put into circulation during the year, since the coinage of silver was so extensive.

The average daily balance of the Currency Department during the year was Rs. 34,32,671, and that of the Mint Rs. 30,76,799. Calculating operative losses in the usual manner on the weight of the metal received it appears that losses in the Melting Department stood at 6 pies per cent., and in the Mechanical Department at 1 pie per cent. The latter rate is a great improvement on past results and is due to the introduction of a better process of annealing bits.

The working results of the year when calculated on the weight and fineness of the metal received and issued showed a gross gain on coinage of Rs. 73,329. The figures are as follows:—

	Rs.
Opening balance, as per Accountant General's certificate	26,30,204
Value of bullion received from Currency and miscellaneous	6,84,72,032
Total ...	7,11,02,236
Value of new coin issued including premelting fees	6,81,58,350
Total ...	29,43,886
Actual balance as certified by the Accountant General	30,17,215
Difference	73,329

All the silver received from tenderers is now pre-melted at the Mint, and a considerable increase is thus caused in the work. This system ensures a more accurate valuation of the bullion. Miscellaneous work in the manufacture of medals, dies, the adjustment of scales, and the value of Rs. 7,424 during the year.

Establishment.

There were no changes in the *personnel* of the permanent staff. An extra establishment was employed in consequence of the heavy coinage work. The total expenditure of the year (revenue charges) amounted to Rs. 2,38,603 against Rs. 1,16,719 in the previous year. This large increase was caused by the debit to revenue of the cost of 6 new coining presses (Rs. 1,10,000). *Pro-formâ* charges amounted to Rs. 3,16,552 against Rs. 3,65,798 in the previous year. This reduction was mainly due to the fact that the interest on the silver and store balances was considerably less, although the interest on the copper balance was larger.

Rs. 1,26,718 were debited to capital expenditure during the year. Of this Rs. 1,05,911 were expended on plant.

The result of the year's transactions was that the net amount in favour of the Mint at the close of the year was Rs. 5,73,535 against Rs. 1,64,532 at the close of 1884-85.

Works.

The only work of any importance in connection with the mint buildings was the completion of the rebuilding of the chimney at a cost of Rs. 4,013.

The average out-turn of silver coin during the year was 2½ lakhs of silver pieces per day. There were 279 working days in the year. Out of the 70 million of silver pieces turned out during the year no rupee piece was missing and the loss in-quarter and eighth rupee pieces amounted to Rs. 5½ only. This indicates a minimum amount of speculation.

The following statement shows the receipts and expenditure of the Mint during the year:—

						Revenue.		Rs.	
Charges levied	14,46,100	
Gain in coinage operations	79,793	
Cash receipts and miscellaneous	11,939	
Transfer receipts	2,137	
Miscellaneous	292	
						Total Revenue		15,40,262	
						Expenditure.		Rs.	
Working expenses	60,376	
Establishment	2,75,771	
Local stores	47,123	
By copper	41,195	
Contingent charges	12,621	
English stores	1,86,700	
Postage	56	
Transfer charges	9,527	
Public Works charges	17,003	
<i>Pro-formâ</i> charges	32,776	
Interest on land, building, plant, &c.	70,80,405	
						Total Expenditure...		9,66,727	
Balance in favour of the Mint						5,73,535	

Currency.

Circulation.

The following figures show the state of the gross circulation of notes for the year:—

				Gross Circulation.	
				Rs.	
1st April 1885	4,68,95,120	
31st March 1886	4,44,86,710	

These figures include the outstanding circulations of the abolished sub-circles of Nâgpur and Akola which amounted to Rs. 72,955 in the aggregate on March 31st, 1886, as against Rs. 1,41,000 on the corresponding date of the previous year.

The following table compares the gross circulation of each denomination of notes on 31st March 1885 with that on 31st March 1886:—

Circle.	NUMBER OF NOTES FOR RUPEES								TOTAL.	
	5	10	20	50	100	500	1,000	10,000	Number.	Value.
	Rs.	Rs.	Rs.	Rs.	Rs.	Rs.	Rs.	Rs.		Rs.
Bombay	1,64,029	5,48,295	1,01,663	58,650	74,043	6,199	14,132	1,079	968,690	4,67,54,655
Nâgpur	311	346	273	234	211	11	6	5	1,392	1,04,765
Akola	308	245	206	220	86	12	2	..	1,077	85,700
Gross Circulation on March 31st, 1885	1,64,646	5,48,885	1,02,142	59,104	74,940	6,222	14,140	1,084	971,168	4,68,95,120
Bombay	1,60,935	5,62,687	1,04,658	60,749	69,891	5,274	12,264	1,067	985,925	4,44,13,755
Nâgpur	283	298	234	190	160	10	6	..	1,181	45,575
Akola	244	195	143	161	68	9	2	..	822	27,880
Gross Circulation on 31st March 1886	1,70,862	5,63,180	1,05,035	61,100	69,839	5,293	12,272	1,067	987,928	4,44,86,710

There was an increase in the circulation of notes of Rs. 5, 10, 20, 50, and 10,000, and a decrease in the circulation of those of Rs. 100, 500, and 1,000.

The following table shows the gross circulation in lakhs of rupees at the close of each month in the year :—

Last day of		Last day of	
April 1885,	380 lakhs.	October 1885,	504 lakhs.
May "	429 "	November "	524 "
June "	452 "	December "	514 "
July "	462 "	January 1886,	448 "
August "	451 "	February "	384 "
September "	481 "	March "	413 "

From these results and from those of previous years it appears that the period of largest circulation is from May to November.

The circulation of notes of the three higher denominations showed the considerable decrease of Rs. 22,02,500. The gross circulations of notes of lower denominations decreased but to a less extent. These results were attributed to returning briskness of trade.

The average number of notes that passed over the counter on each working day in the past three years is shown below :—

Year.				Notes cashed.	Notes issued.	Notes cancelled.
1883-84	5,311	5,668	3,271
1884-85	5,395	6,028	3,967
1885-86	5,909	6,313	3,654

These figures do not include foreign notes which form no inconsiderable portion of the day's business.

The following statement shows the statistics of the incashment of foreign circle Foreign notes. notes :—

Calcutta.	Allahabad.	Lahore.	Madras.	Calcut.	Coconada.	Karachi.	Rangoon.	Total.
Rs.	Rs.	Rs.	Rs.	Rs.	Rs.	Rs.	Rs.	Rs.
34,02,815	11,17,400	20,32,280	22,94,515	1,82,425	290	8,76,515	61,410	99,67,650

This total (Rs. 99,67,650) was considerably less than the totals of 1883-84 (Rs. 1,20,70,825) and 1884-85 (Rs. 1,33,80,985).

Small change to the value of Rs. 7,53,365 was issued during the year. There was a State of coinage. great decrease in the amount of small change both received and issued. The receipt and coinage of bullion has been already noticed. The importation of bullion was greater during the year than in any of the three preceding years. This was probably due to the state of exchange, and to the decrease of the Secretary of State's drawings during the year.

The transactions at the Agencies were as follows :—

Agencies.

				Number of Agencies.	Issues of Note s.	Receipts of Notes.
					Rs.	Rs.
Nagpur	1	2,14,425	1,30,500
Akola	2	1,18,900	41,500
Total				3	3,33,325	1,72,000

Claims on lost notes to the extent of Rs. 10,035 were paid during the year. No case of loss to the department by such payments was brought to light.

No new cases of fraud or forgery occurred during the year. A forged note for Rs. 1,000 was discovered : it was one of a batch discovered in 1867. The explanation of the possessor of this note was deemed satisfactory.

The total value of the currency notes in circulation in the Karachi sub-circle at the close of 1885-86 was Rs. 53,34,105. At the close of the previous year the value of the notes in circulation was Rs. 42,49,355. But for a small increase in the circulation of notes of 10 rupees and a very large increase (Rs. 11,40,000) in the circulation of notes of Rs. 10,000 there would have been a considerable decrease in the circulation of all denominations of notes. Karachi Sub-Circle.

Foreign notes to the value of Rs. 31,230 were cashed against Rs. 31,215 in the previous year.

Shroff-marked and defaced coin to the value of Rs. 5,338 was received and forwarded to the Bombay Mint.

Small silver coin to the value of Rs. 27,100 was issued. In the previous year the value of small silver coin issued was Rs. 24,089. Claims on lost notes to the value of Rs. 200 were paid by the department. No cases of fraud or forgery were detected.

Coin remittances were very heavy during the year. Rs. 1,50,75,000 were received from the Currency Office, Bombay, Rs. 4,000 were remitted to Bombay, Rs. 20,00,000 to Lahore, Rs. 10,00,000 to Lahore by a debit on Bombay, and Rs. 1,20,70,500 paid at Karáchi to the local treasury, banks, and merchants. In all remittances to the amount of Rs. 3,01,49,500 were made against Rs. 1,56,44,000 in the previous year.

Land Revenue.

The following table shows the amount of Land Revenue collected in the different Collectorates up to 31st July 1886. Full details concerning the cost of collection, the various tenures, the remissions, and so forth in the different districts will be found in Part III, Chapter V.—A. The issue of process in connection with the collections has been already described in Chapter II, Part II.—

Collectorate.	Collections up to July 31st.	REMARKS.
	Rs.	
Thar and Párkar	3,59,257	Normal.
Shikárpur	31,15,170	Slight increase on whole, the increase under new settlements exceeding decrease caused by floods.
*Haidarabad	12,01,371	New settlement and extensions of cultivation.
Upper Sind Frontier	7,07,548	Do. do.
Karáchi	10,28,714	Decrease. Remissions on account of failure of crops,
Total (Sind)	64,12,060	
Bronch	28,57,762	Normal.
Ahmednabad	20,07,970	Do.
Panch Maháls	4,44,156	Do.
Thána	13,19,821	Do.
Kaira	19,62,130	Do.
Surat	23,30,402	Do.
Total (Northern Division)	1,22,09,724	
Khándesh	36,03,340	Slight increase. Extension of cultivation.
Násik	17,51,183	Do.
Poona	15,96,695	Do.
Satára	23,61,495	Do.
Sholápur	12,10,206	Do.
Ahmednagar	18,60,088	Do.
Total (Central Division)	1,23,83,007	
Belgaum	19,87,453	Increase on revision, and arrears collected.
Dhárwár	30,09,608	Do. do.
Ratnágiri	9,64,046	Normal.
Kanara	10,20,623	Do.
Kolába	10,31,877	Do.
Bijápur	16,87,609	Arrears collected and extension of cultivation.
Total (Southern Division)	97,01,216	
Grand Total	4,07,06,007	

* Collections in Haidarabad up to May 31st only.

The gross sum collected as Land Revenue in the year was 407 lakhs. This exceeded the collections of the previous year by 2½ lakhs. The larger increase alluded to under "General Finance" was caused by account adjustments. The details of the various new settlements introduced in the year will be found in Chapter II.

Canal Revenue.

The revenue credited to this head falls under two categories, viz. (1) the direct receipts of the Irrigation Department, and (2) the irrigation share of land revenue assessed with reference to the supply of water from canals, tanks, dams, &c. The amount of direct receipts was as follows:—

(1) From Productive Public Works—	Rs.
(a) Sind	71,615
(b) Dekkhan and Gujarát	2,20,161
(2) " Protective Public Works—	
(a) Dekkhan and Gujarát	427
(3) " Ordinary Irrigation Works for which Capital and Revenue Accounts are kept	84,004
Total	3,76,207

The amount of these receipts in 1884-85 was Rs. 4,09,682.

The irrigation share of Land Revenue was as follows:—

(1) From Productive Public Works—	Rs.
(a) Sind	6,01,481
(b) Dekkhan and Gujarát	5,457
(2) " Protective Public Works	...
(3) " Ordinary Irrigation Works for which Capital and Revenue Accounts are kept—	
(a) Sind	7,69,415
(b) Dekkhan and Gujarát	4,087
Total	13,80,440

The following table shows the financial position of Irrigation Works of all classes at the close of the year:—

	Capital Outlay in year.	Capital Outlay up to end of year.	Working Expenses during year.
	Rs.	Rs.	Rs.
Productive Works	5,61,459	1,80,83,705	3,50,278
Protective Works	8,14,442	57,42,798	20,480
Other Works	93,769	91,02,247	5,43,272
Total Rs.	14,69,670	3,29,28,750	9,14,030

A full account of the works in progress during the year is given in Chapter IV.

Customs.

SEA CUSTOMS.

Bombay.

The receipts and expenditure under the head of Customs Imperial are shown in the following statement:—

	1884-85.	1895-96.
	Rs.	Rs.
Imports	11,63,872	12,75,586
Deduct—		
Drawbacks	979	3,546
Refunds	7,701	8,098
Net Imports	11,60,191	12,63,941
Exports	2,10,903	1,56,386
Deduct—		
Refunds	349	495
Net Exports	2,10,554	1,55,890
Other items	59
Total Revenue	13,32,526	14,31,972
Less Total deductions	9,030	12,140
Total Net Revenue	13,70,804	14,19,832

The receipts for the year, on the whole, exceeded the receipts of all other years since the phenomenal year of 1881-82. The receipts from import duty were Rs. 73 in excess of those shown in the Trade Return, since the duty on some post parcels which was registered in March 1885, but not recovered until April 1885, was shown in the Trade, but not the Customs Return for 1884-85.

Import Duty.

The following articles only have been subject to import duty since 10th March 1882 :—

- (1) Arms, ammunition, and military stores.
- (2) Liquors, including medicines containing spirits and perfumed spirits in wood or in bottles containing more than 4 ounces.
- (3) Opium not covered by a Government pass.
- (4) Salt.

The recoveries on salt are credited to the Salt Department. The following table shows the receipts, gross and net, from import duty during the year, contrasted with the figures for the previous year :—

No.	Head.	1885-86.			Net Receipts.	1884-85.			
		Gross Receipts.	Refunds.	Draw-backs.		Gross Receipts.	Refunds.	Draw-backs.	Net Receipts.
		Rs.	Rs.	Rs.	Rs.	Rs.	Rs.	Rs.	Rs.
1	Arms, Ammunition, and Military Stores	62,077	7,820	454	58,803	55,108	4,139	110	50,859
2	Liquors— Spirits	10,06,461	24	2,214	10,03,223	8,89,395	190	627	8,88,569
	Other sorts	2,06,511	217	878	2,06,416	2,28,440	3,351	242	2,10,847
	Total	12,11,972	241	3,092	12,08,689	11,12,835	3,560	869	11,08,418
3	Opium	299	299	409	409
4	Unclassified Heads— Articles imported by Post	1,316	38	..	1,278	471	18	..	458
	Grand Total	12,75,664	3,099	3,546	12,64,019	11,68,623	7,702	979	11,60,142

There was an increase of Rs. 6,969 in gross receipts under the head of "Arms and Ammunition, &c." This was principally due to the increased importation of safety fuse and common blasting gunpowder for engineering works.

With regard to "Liquors" there was an increase of Rs. 1,14,654 in the net receipts under "Potable Spirits," the amount exported exceeding that exported in the previous year by 8,411 gallons. Of the quantity of potable spirits imported, brandy formed 55 per cent., whisky 33 per cent., gin 6 per cent., and rum 6 per cent. The importations of rum, whisky, and spirits of wine were less than in the previous year, while there was a large increase in the importation of brandy. A good deal of brandy is imported in wood and diluted and bottled in Bombay. Whisky, on the other hand, is mostly imported bottled. The revenue continued to suffer by the importation of perfumed spirit in bottles less than four ounces in size and styled Eau-de-Cologne, but believed to be intended for use as a drink and not as a perfume. 20,068 Imperial gallons of "perfume" were imported under cover of this exemption during the year. This at Rs. 4 per gallon represented a loss of Rs. 80,272 revenue.

The refunds of import duty made during the year amounted to Rs. 8,099 against Rs. 7,702 refunded in the previous year. These mostly were refunds on arms sold by traders to private gentlemen. The total amount of drawbacks admitted was Rs. 3,546 against Rs. 979 in the previous year. The increase was caused partly by the admission of claims to drawbacks on fire-arms taken back to Europe by persons who came to India to shoot and partly to the admission of claims on wines and spirits re-exported for the use of officers at Suakim.

Export Duty.

The gross receipts of export duty exhibited a falling off of Rs. 54,517. The total receipts in 1885-86 were Rs. 1,56,386 and in 1884-85 Rs. 2,10,903. The cause of the decrease was the diminished export of rice to Zanzibar. Refunds on export duty to the amount of Rs. 495 were granted.

Provincial Revenue and Expenditure.

Under the head of Provincial, the total gross and net receipts and expenditure are compared below with the corresponding figures for 1884-85 :—

Receipts.		1884-85.	1885-86.	Increase.	Decrease.
		Rs.	Rs.	Rs.	Rs.
Gross...	...	30,345	31,294	949
Deduct—	...				
Refunds	439	1,981	1,542
	Net ..	29,906	29,313	593
<i>Expenditure.</i>					
Establishment	2,97,627	2,89,000	8,627
Miscellaneous	21,768	18,669	3,099
	Total ..	3,19,395	3,07,669	11,726

These figures differ but little from those of the previous year. Confiscations, however, show some increase, as 72 revolvers confiscated in 1883 and valued at Rs. 1,080 were taken over by Government and distributed among the officers of the Excise and Opium Departments. Expenditure owing to the absence of the Commissioner for a portion of the year decreased by Rs. 8,626.

The rules passed in 1884 for systematising and simplifying the clearance of the inward manifests of steamers and square-rigged vessels did not work smoothly, and three of the principal shipping firms concerned protested strongly against rules 4 and 5. This protest was supported by the Chamber of Commerce, and the modification of the rules protested against was considered necessary. General Administration.

The settlement of the share of common customs due to the Portuguese Government for 1883-84 and 1884-85, the 4th and 5th years of the treaty, was effected by the Collector of Customs in concert with the Portuguese Delegate. The payment to the Portuguese Government of Rs. 93,990 and Rs. 95,894 on account of the two years respectively was sanctioned. The share of the Portuguese Government for 1885-86 was fixed at Rs. 1,07,348. Portuguese Treaty.

The number of bonds executed during the year showed a slight falling off when compared with the previous year. Drawback-bills, though few in number, showed a large increase. Shipping bills, owing to the smaller shipment of produce to Europe, showed a decrease. The exports of cotton and of linseed were respectively less by 805,000 cwts. and 200,000 cwts. than those of the previous year: this is more fully noticed in the chapter on Trade. 226 cases were disposed of under section 167 of the Sea Customs Act. In the previous year 271 cases were so disposed of.

Excluding local passenger steamers the total number of steamers and square-rigged ships that arrived at Bombay during the year was 1,091. Of these 552 steamers entered the dock.

The number of passengers whose embarkation and landing under the Native Passenger Ships' Act was supervised by the Preventive staff was 625,253—330,874 arrivals and 321,379 departures. This number exceeded by 100,000 the number of the previous year. The increase took place principally in the passenger traffic between Bombay and Goa. Owing to competition the fares are very low. 93 deaths from natural causes occurred on inward voyages from Red Sea ports. There were 6 prosecutions for carrying an excessive number of passengers, and the masters of two steamers carrying pilgrims from Jeddah to Bombay were fined Rs. 200 and Rs. 50 respectively for not carrying a properly qualified medical man. Native Passenger Ships.

Port of Karachi.

The following statement shows the Imperial receipts and expenditure for the year as compared with those of the year previous:— Imperial Revenue.

	1884-85.	1885-86.	Increase or Decrease.
	Rs.	Rs.	Rs.
Import duty	4,14,583	4,54,168	+ 39,575
Export duty	65,021	69,920	+ 4,899
Total	4,79,604	5,24,078	44,474
<i>Deduct—</i>			
Refunds and Drawbacks	5,943	10,106	+ 4,253
Net Total	4,73,661	5,13,882	+ 40,221

Of the increase in import duty by far the largest portion was due to "Potable Spirits." The customs duty levied under this head exceeded by Rs. 36,294 the duty levied in the previous year. A quantity of brandy and whisky for the Panjáb is now sent by sea to Karachi. "Arms and Ammunition" and "Malt Liquors" showed a slight increase. Refunds were higher than in the past year, Rs. 9,197 alone having been refunded on account of wines and spirits transmitted to the territories of his Highness the Mahárája of Kashmir.

Increased export of rice to France, Persia, Cutch, and the Káthiáwár Coast accounts for the increase of export duty.

Provincial revenue amounted to Rs. 12,845 during the year. Expenditure amounted to Rs. 39,230. The Provincial revenue increased by Rs. 3,734 during the year. The expenditure was normal. Provincial Revenue.

The export duty on rice levied during the year at Keti Bandar and Shrigonda amounted to Rs. 12,939; exceeding the amount of duty levied in the previous year by Rs. 4,242. The rice crop during the year was above the average and larger exports were made to Cutch and the Malabár Coast. Coasting Trade.

LAND CUSTOMS.

With the exception of the fixed contribution of Rs. 9,000 per annum paid by the Dharampur State in lieu of the share of the transit duties belonging to the British Government, the whole of the remaining revenue and expenditure under the head of "Land Customs" has disappeared under the operation of the Customs Convention with the Cambay and Janjira States. Miscellaneous collections derived from the sale-proceeds of old dead stock belonging to the Rájpurí frontier realized Rs. 78.

Opium.

In the course of the year a memorial was addressed to the Government of India by the principal opium merchants of Bombay, praying that the duty on opium exported to China might be reduced from Rs. 650 to Rs. 500 per chest in consequence of the enhancement of the tax on foreign opium by the Chinese Government, over-production in Málwa, and other circumstances under which the opium trade with China had lapsed into a depressed condition. The matter was under consideration at the close of the year. During the year no change was made in the location of the scales for the weighment of opium or in the rates of opium duty.

The following statement shows the number of chests weighed and passed at the scales for export to different parts of India and the amount of duty levied thereon in the year under report and in the preceding year :—

For Export to	1884-85.		1885-86.	
	Chests.	Duty. Ra.	Chests.	Duty. Ra.
Panjáb	169	29,575
Madras Presidency	500	3,50,000	463½	3,24,450
Nizám's Territory	331	2,31,700	400	2,80,000
Haidarabad Assigned Districts	216	1,51,200	287½	1,87,250
Mysore (duty free)	20
Coorg (duty free)	1
Bombay Presidency	41,332	2,68,80,712	38,771	2,52,16,675
Ditto ditto (duty free)	91	113½
Total	42,639	2,76,43,187	40,036½	2,60,08,275

The exports to Provinces and Presidencies other than the Bombay Presidency amounted in all to 1,152 chests and the realizations to Rs. 7,91,700. These exports and realizations are not included in the accounts of this Presidency.

Exports.

The duty-paid exports from the Agencies to Bombay fell off from 41,332 to 38,771 chests: there was a general decrease at all the scales save Mandesar and Chitor. At Indore the largest decrease was observed: several of the opium merchants there found it to their advantage to emigrate and establish themselves at Ujjain. Exports to Ajmir ceased altogether. The amount of duty leviable at the scales showed a falling off corresponding to the decrease in the number of chests exported.

Duty.

Excluding the number of chests that had not arrived in Bombay before the close of the year and adding the number of chests that were exported in the previous year but arrived in the year under report, the total number of chests of duty-paid opium actually imported into the Presidency was 39,236½ and the amount of the duty Rs. 2,53,99,200.

Chests.		Chests.	
Pálanpur	51½	Káthiáwar	84½
Mahi Kántha	21½	Rewa Kántha	5
Rewa Kántha	20½	Ahmedabad	130½
Cambay	20	Panch Maháls	17
	113½	Násik	3½
		Ahmednagar	32
		Poona	8
		Sholápur	8
			288½

Of the imports 113½ chests were imported under duty-free passes direct to the Native States specified in the margin. Similarly 288½ chests cleared from the scales on payment of duty at Rs. 700 per chest for home consumption were conveyed straight to their destinations as specified in the margin.

Wastage.

The balance of opium actually found in the warehouse at the close of the year was 840 chests, 22 pounds, 35 tolás, 30 grains, showing a deficiency of nearly 52 chests caused by wastage and dryage. If the total loss be calculated on the whole stock of 39,356½ chests, a loss of 7 tolás 68 grains per chest is shown.

Exports to China.

Exports to China amounted to 37,173 chests: the quantity exported was less by some 2,600 chests than the quantities exported in the previous year. The prices of opium in Bombay, which are mainly governed by the rates prevailing in the China markets, made no great recovery during the year and the average price was Rs. 1,165 per chest (one year old) and Rs. 1,226 (two year old) against Rs. 1,169 (one year old) and Rs. 1,212 (two year old) in 1884-85. Old opium improved a little in price, while fresh opium continued to

decline. Exports to African ports amounted to 9½ chests, to Mysore and Cochin to 87½ chests, and the remainder of the stock, 1,194½ chests, was sold for consumption in the Bombay Presidency either to Government for the supply of Government depôts, to British opium farmers, or to Native Chiefs.

Opium was issued from the Government Depôts at the uniform rate of Rs. 10 per lb. Altogether 55,244 lbs. were issued either to British retail vendors or to Native Chiefs. Both vendors and Chiefs also bought opium in the Bombay market on their own account, the amount thus purchased amounting to 800½ chests in all.

The quantities of opium which actually passed into consumption in the year of report in each British district are shown in the following table which also exhibits the licit sales of the previous two years:—

Name of Districts.	ANNUAL AVERAGE OF 3 YEARS ENDING			1883-84.	1884-85.	1885-86.
	1876-77.	1879-80.	1882-83.			
	Lbs.	Lbs.	Lbs.	Lbs.	Lbs.	Lbs.
Bombay ...	919	7,112	11,086	11,557	12,615	15,532
Ahmedabad ...	3,274	8,452	20,244	23,760	25,857	27,783
Kaira ...	167	3,695	10,378	11,658	10,994	13,136
Panch Mahals	1,068	2,854	2,718	2,766	2,696
Broach ...	233	3,186	9,713	11,739	12,353	13,507
Surat ...	816	1,545	3,520	3,820	3,692	4,693
Thana ...	565	595	1,330	1,636	1,337	1,688
Khandesh ...	1,025	1,352	5,860	9,588	10,282	11,246
Násik ...	2,079	1,754	2,525	4,498	5,895	5,557
Ahmednagar ...	1,185	1,052	3,191	6,722	7,707	8,887
Poona ...	1,030	1,044	6,066	8,550	8,960	9,382
Sholapur ...	282	659	2,649	5,220	6,942	8,140
Satara ...	478	756	1,269	2,177	2,806	4,028
Belgaum ...	387	547	712	720	718	1,271
Dhárwár ...	328	269	378	498	555	660
Bijápur ...	117	114	215	335	312	378
Kanara ...	144	124	108	137	136	179
Ratnágiri ...	179	184	173	190	190	216
Kolába ...	167	219	302	337	679	657
Karáchi ...	1,708	2,036	2,514	3,426	3,578	4,728
Haidarabad ...	8,490	5,534	5,790	6,051	7,185	8,273
Shikárpur ...	970	1,210	1,749	2,103	2,312	2,633
Aden ...	222	249	254	228	195	225
Total ...	24,765	42,756	92,878	117,668	128,066	145,395

The licit sales of the year amounted to 145,395 lbs., exceeding the sales of the two previous years by 17,329 and 27,727 lbs. respectively. In all the districts save Panch Mahals, Násik, and Kolába, sales were brisk, particularly so in Ahmedabad and Kaira. The increase was attributed partly to the establishment of the central warehouse in Bombay, alluded to in the report for 1884-85, and partly to the large number of Hindu marriages that took place in the year.

In 7 of the districts the year was the second of the 3 years' period for which the opium retail farms had been sold on the minimum guaranteed vend system. The opium farms in the other districts were sold for a year each.

Licit sales of opium in the Native States in the Bombay Presidency amounted to 141,396 lbs. in all. Of this 62,007 lbs. was sold in the dominions of His Highness the Gaikwad, 13,716 lbs. in Cutch, 47,767 lbs. in Káthiawár, and in the other Gujarát Agencies 29,176 lbs. Poppy cultivation, which had been interdicted during 1883-84 and 1884-85, was resumed in Baroda territory in the course of the year. In most of these States licit sales improved. The extensive smuggling was somewhat checked by several good seizures. Other States in the Bombay Presidency drew their supply of opium from the nearest British district or the Collector of Customs, Bombay. The amount supplied to them was 2,314 lbs. In all these States licit consumption increased.

The total realizations from duty on opium amounted, as already shown, to Rs. 2,54,58,635. Of this amount Rs. 10,37,809 represented the duty on excised opium bought for home consumption on account of Government by British licensed vendors, and by Native Chiefs. This was transferred to the Provincial head and the total realizations under the head Imperial amounted to Rs. 2,44,20,825. These realizations were less than those of the previous year by Rs. 15,52,585. The decrease is attributable solely to the diminished imports from Málwa. Provincial realizations after deducting refunds due to Native Chiefs and adding the additional fees paid by licensed vendors amounted to Rs. 11,50,433, exceeding the receipts of the previous year by Rs. 48,052. These receipts have risen in the past ten years in a very striking fashion.

Out of 588 cases concerning 769 persons, in 504 cases convictions concerning 620 persons were obtained. The quantity of contraband opium seized was 2,097 lbs. These figures were not extraordinary. Several good seizures were made. A number of persons were detected in attempting to smuggle opium into British territory from His Highness the Holkar's dominions.

Salt.

BOMBAY.

General organization.

No change in the general organization of the Salt Department took place during the year. However, the constitution of the subordinate establishment was modified by—

- (a) The reorganization of the establishment in the Goa Range.
- (b) The reopening of the Bhándup Distillery.
- (c) The withdrawal of the water-establishment at Dholera.
- (d) The absorption of certain additional Shilotri establishments in the general sanctioned strength of the department.

The reorganization of the Goa establishments was carried out in accordance with the recommendations of the British Delegate to suit the requirements of the new arrangements introduced in connection with the transfer of the administrative control of salt manufacture in Goa to his office, and the modifications in extent and system of manufacture arising out of the declaration of Lisbon and the awards of the second Mixed Commission. It absorbs the tentative reductions previously made and its effect on the nominal strength is to reduce 3 Inspectors on salaries ranging from Rs. 75 to Rs. 150, 8 Kárkuns on Rs. 26 to Rs. 50, 12 Kárkuns on Rs. 11 to Rs. 25, 110 petty officers on Rs. 11 to Rs. 25, and 501 sepoys on Rs. 10 and under, and to increase the English establishment by 5 clerks on Rs. 25 to Rs. 100. The net result is a decrease of 635 hands and Rs. 59,456 on the sanctioned strength and cost of the Goa establishments, which have been reduced from 1,240 to 605 hands and from Rs. 1,42,011 to Rs. 82,555 per annum respectively. It should be explained that this reduction is merely nominal, the cost of the establishment actually entertained having been much below the original sanctioned strength for some years previous to the transfer.

The net result of the changes in the constitution of the department, as described above, has been to decrease by 487 the total sanctioned strength of the department, as is stood on the 31st March 1885, reducing it from 6,090 to 5,603, as classified below:—

Strength of the department.

Collector	1
Deputy Collectors	2
Assistant Collectors	13
Supervisor, Uran Distilleries	1
Assistant do. do.	1
Superintendents of Salt Depôts and Distilleries	6
Coast Guard Inspectors	17
Northern Frontier and other Inspectors	22
Sarkarkuns, including Special Officer, Cambay	34
Officers in charge of Preventive stations, including Chendni Bandar	9
Dároghás	9
English Writers	78
Kárkuns, including Sazadárs, Bandar Kárkuns, and Gaugers	645
Risáldárs	3
Savárs	110
Petty Officers	370
Sepoys	3,785
Khalásis, watermen, and menials	497
Total	5,603

The strength actually entertained was still a good deal within that sanctioned, the entertainment of the full peon establishments included in the reorganization having been deferred, in consequence of financial pressure, till after the end of the financial year.

Features of the administration. Great demand for Barágra salt.

The most prominent feature of the year's administration was the run on Barágra salt the first indications of which were noticed in the previous year's report, where it was mentioned that shortly before the close of the year large indents for the North-Western Provinces and Panjáb had begun to come in. The run then lasted a few days only, but it subsequently appeared that it was the result of a partial failure of the crop at the Sambhar Lake, which compelled the Salt Department of Northern India to raise the issue price at Sambhar from 2½ annas to 8 annas per maund. The demand was renewed towards the end of the rains and then lasted practically without intermission till the close of 1885-86, when reserves had run so low and indents were coming in so fast, that it was thought advisable to refuse to supply any markets other than those usually supplied. This, however, was not done until it had been ascertained that a full crop had been gathered at Sambhar, and that the prices there were about to be lowered. The issue rate there was actually reduced to 4 annas and the demand had reverted for the most part to its old channels as the year closed. The effect of the run up to the end of March 1886 was to more than double the issues of Barágra salt for the year. Special arrangements had to be made to strengthen the staff at Kharághoda and additional train service was provided by the Railway Company.

Cambay and Janjira conventions.

The conventions with Cambay and Janjira continued to work smoothly. The establishment to be maintained at Cambay to keep a watch on the transactions at the Customs House and prevent the collection of natural salt, for which temporary sanction only was at first given, was permanently fixed.

The 3 fish-curing yards in British territory at Kosamba, Vesáva, and Vengurla, which were established as an experiment in the previous year, were made permanent. The people about Kosamba availed themselves to some extent of the opportunity afforded them of obtaining at the yard salt duty free for curing at sea. The Vengurla yard was largely used as long as the fishing season lasted. The opening of the yard at Vesáva was delayed. At Vengurla the experiment was, as had been anticipated, most successful.

Arrangements under the Portuguese Treaty are, so far as Goa is concerned, dealt with by the British Delegate at Goa. Sales to the trade at Daman were resumed during the year with the object of clearing off stocks on hand. At the close of the year all the stock had been cleared off except about 2½ years' supply for the Portuguese Government and the fish-yard. A considerable reduction of the establishment was effected.

Fish-curing yards in British territory.

Arrangements under the Portuguese Treaty.

The following table shows the gross receipts and expenditure of the year:—

Receipts and expenditure.

				<i>Receipts.</i>		
				1884-85.	1885-86.	Increase.
				Rs.	Rs.	Rs.
Imperial	1,40,73,279	1,82,00,134	41,26,854
Provincial...	1,67,558	2,16,642	49,084
			Total ...	1,42,40,837	1,84,16,776	41,75,938

				<i>Expenditure.</i>		
				1884-85.	1885-86.	Increase.
				Rs.	Rs.	Rs.
Imperial	6,35,100	9,13,259	2,78,159
Provincial	7,09,056	8,20,647	1,11,590
			Total ...	13,44,156	17,33,906	3,89,749

The net receipts of the year amounted to Rs. 37,86,189. The gross receipts showed an increase of 41½ lakhs of rupees. This extremely favorable result may be mainly attributed to the run on Barágra salt already described, and fully 32 lakhs of the increase shown is merely a temporary transfer of revenue which in ordinary course would have appeared in the accounts of the Salt Department of Northern India. However, in addition to this extraordinary increase of 32 lakhs, there was an increase of 9½ lakhs which was attributable partly to the contingent increase in Provincial receipts and partly to the steady development of the normal demand. The details of the increased receipts were as follows:—

Increase in—		<i>Imperial.</i>			
Item	1.	Duty on salt for home and inland consumption ...	Rs.	Rs.	
	2.	Do. on exports to Calcutta ...	35,03,304		
	4.	Do. on nominal duty on exports to Foreign Malabar ...	2,12,943		
	5.	Do. on imports by sea ...	583		
	6.	Do. do. by land ...	5,697		
	7.	Do. on salt from Portuguese salt-works ...	1		
	8.	Cost price realized on do. ...	14,390		
	9.	Sale proceeds of Barágra salt ...	17,684		
			4,03,664		41,58,169
Deduct—					
Decrease in—					
Item	3.	Duty on exports to British Malabár.	31,315		31,315
					Net Increase ... 41,26,834

Imperial receipts.

The increase under items 1, 2, and 9 (which are by far the most important) was caused by the extraordinary demand already explained, while the only decrease was nominal. The quantity of salt exported to British Malabár was actually greater than that exported in the previous year: the decrease in collections was due to larger removals on credit bonds unadjusted at the end of the year. The increase in Provincial receipts was as follows:—

Increase—		<i>Provincial.</i>			
Item	11.	Ground-rent ...	Rs.	Rs.	
	12.	Farms of Government salt-works ...	1,996		
	13.	Proprietary rights of Government in salt-works ...	10,314		
	14.	Proceeds of forfeitures and confiscations ...	26,807		
	15.	Payments by Shilotris of cost of establishment employed to watch their salt-works ...	105		
	16.	Miscellaneous ...	1,174		
			9,410		49,808

Provincial receipts.

The increase under items 11 and 13 was due to the general increase in sales, and that under 12 to the fact that better prices were obtained for the leases of the Government salt works in Uran and Shiroda. The increased expenditure as already shown amounted to Rs. 3,89,749. Of this Rs. 2,88,904 was Imperial. The details were as follows:—

Imperial expenditure.

Items of Increase—	Rs.	Rs.
1. Pay of Subordinate Establishment ...	13,636	
2. Dead stock articles ...	869	
3. Purchase and storage of Barágra salt ...	32,053	
4. Petty construction and repairs of salt-buildings ...	414	
5. Compensation to proprietors of salt works ...	3,18,923	
6. Minor items ...	359	
	3,66,257	
<i>Deduct—</i>		
Items of Decrease—	Rs.	Rs.
7. Salt purchase and freight ...	70,630	
8. Commission ...	2,427	
9. Service Haks ...	3,034	
10. Minor items ...	1,207	
	77,358	
Net Increase ...	2,88,904	

The principal items of increase were Nos. 1, 3, and 5. Under item 1 the increase was due to the employment of additional establishment necessitated by the resumption of manufacture in Goa territory throughout the year. The increase under item 3 was due to the great demand for Barágra salt. There was no expenditure under item 5 in the previous year. The only important item of decrease was No. 7. This large decrease was due to the expiry of the arrangements made in the first year of the Treaty under which the British Government was bound to take over at a fixed price the surplus stocks of the signing proprietors in Goa. These stocks were all disposed of in 1884-85.

Provincial expenditure.

The Provincial increase of Rs. 1,11,590 was principally due to the revision of the subordinate establishments which was in force in 1884-85 for six months only.

Sources of salt supply.

No charges were made affecting the general description of the sources of salt supply. The effect of the extension in the Dharásna works had not made itself fully felt at the close of the year as the crop for the first season which was stored at the beginning of the year was, as is usual in freshly broken ground, not a full one. The crop for the second season however, which was being stored during the year, was a full one. The extension of the Sánikatta seaside works was provisionally sanctioned during the year: it is estimated that 60,000 maunds of salt will be annually obtained from the extension.

The following statement shows the total number of salt-works actually open in British territory during the year and in the year preceding:—

		SALT-WORKS OPEN.		Increase.	Decrease.
		1884-85.	1885-86.		
Government	Runn Works ...	2	2
	Bulsár Works ...	2	2
	Umbargaon ...	1	1
	Bassein ...	18	19	1	...
	Ghodbandar ...	37	37
	Trombay ...	17	19	2	...
Private or leased	Mátunga ...	23	23
	Uran ...	79	79
	Karanja ...	24	24
	Panvel ...	19	19
	Pen ...	33	33
	Shiroda ...	20	20
Sánikatta ...	136	135	...	1	
Total ...		411	413	3	1

In addition to this permission was given for the construction of 5 new works during the year and the extension of 19 old works excluding the extension of the Government works at Sánikatta already mentioned. Great activity in the salt trade has been manifested during the past two years, particularly in the works in the neighbourhood of Bombay. The total number of salt-works worked in Goa territory during the latter portion of the year was 249. Of these 83 with an area of 167 acres were worked on account of the British Government, 47 with an area of 104 acres on account of the Portuguese Government, and 249 with an area of 557 acres on account of the proprietors working on the excise system. 9 works in Goa territory were closed during the year. Of these 8 had been temporarily worked by the

British Government during the previous year for the supply of salt for fish-curing and domestic consumption, pending the perfection of the new arrangement under which the Portuguese Government are to supply the *estancos*.

The wholesale prices paid by traders to manufacturers of salt at the different works ranged from 4 annas to 14 annas a maund, and the total average rate obtained was annas 8½ per maund. This price was unusually high: the effect of the progressive arrangements for the curtailment of the supply is beginning to be felt. The cost price of salt at the Government works at the Runn and at Bulsár remained unchanged during the year. The average price of North Konkan salt was annas 2 pies 2 against annas 2 pies 3 in the previous year, and the average price at the Shiroda and Sánikatta works in the South Konkan fell from annas 7 pies 9 to annas 6 pies 10. The maximum rate chargeable is annas 14. The sales at the Shiroda and Sánikatta works were considerably larger than the sales of the previous year, as the proprietors were anxious to get rid of surplus stock. Prices at Goa, which during the previous year had been identical with those prevailing at Shiroda and Sánikatta, rose considerably.

Cost of salt.

It was observed during the year by Government that the marked difference between the price of salt at the Shiroda and Sánikatta works and the price obtaining for North Konkan salt called for enquiry. It was thought that the supply of salt in the Ratnágiri, Belgaum, Dhárwár, and Kanara Collectories might be too limited and the price too high. It was ascertained that the high price obtaining for Shiroda and Sánikatta salt was partly due to local preference, and partly to the effect of the Portuguese Treaty in preventing the extensive smuggling of salt which in former years kept the price low. It was, however, determined to extend the Sánikatta works considerably and so equalize or partially equalize prices.

Excluding the consumption in Portuguese territory the quantity of salt of all descriptions that passed into consumption in the Bombay Presidency was 2,627,729 maunds. This exceeded the quantity of the previous year by 105,647 maunds. Adding to the population of the Presidency according to the census of 1881 the population of Janjira, which now depends on British salt works for its supply, a total of 19,967,148 souls is reached: accordingly the average quantity of salt consumed by each individual during the year was 10·82 lbs. In Gujarát the average consumption per head was 10·24 lbs. and in the rest of the Presidency 11·18. The average yearly individual consumption has risen since 1881-82, in which year it stood at 9·62 lbs. In 1883-84 the average yearly individual consumption was highest, 10·87 lbs.: the consumption of the year under report almost equals this. In Gujarát the average yearly individual consumption has steadily risen during the past 6 years.

Incidence of the salt tax.

The wholesale market prices of salt obtaining in the different districts at different times in the year are shown in the following table:—

Districts.	WHOLESALE PRICE PER INDIAN MAUND.					
	April.		August.		December.	
	1884.	1885.	1884.	1885.	1884.	1885.
	Rs. a. p.	Rs. a. p.	Rs. a. p.	Rs. a. p.	Rs. a. p.	Rs. a. p.
Bombay...	2 13 4	2 13 4	2 13 4	2 13 4	2 13 4	2 13 4
Ahmedabad...	2 8 8	2 8 8	2 8 8	2 9 4	2 8 8	2 9 4
Kaira...	2 9 0	2 9 4	2 9 4	2 9 4	2 9 4	2 8 0
Pánch Maháls...	2 11 1	2 10 0	2 10 8	2 11 2	2 11 4	2 14 0
Broach...	2 10 8	2 10 7	2 11 4	2 10 10	2 11 4	2 11 4
Surat...	2 9 1	2 9 4	2 10 0	2 9 10	2 9 1	2 10 6
Thána...	2 9 4	2 7 3	2 12 3	2 7 6	2 11 6	2 7 6
Kolába...	2 7 1	2 8 1	2 10 4	2 8 5	2 8 9	2 8 2
Ratnágiri...	2 9 3	2 8 2	2 11 8	2 9 3	2 11 8	2 7 4
Kanara...	3 4 10	3 2 10	3 10 10	3 7 7	3 7 7	3 7 7
Násik...	3 0 6	3 3 9	3 3 10	4 10 9	3 0 11	3 4 0
Khándesh...	3 1 2	3 5 1	3 2 0	3 2 6	3 10 1	3 4 1
Ahmednagar...	2 15 10	2 15 1	3 0 5	2 14 11	2 15 5	2 14 11
Sholápur...	2 14 0	2 13 3	3 2 9	2 13 3	2 14 0	2 11 10
Poona...	2 12 11	2 12 6	2 15 7	2 15 7	3 0 1	2 15 5
Satára...	3 1 10	2 14 9	3 2 0	3 1 0	3 0 11	2 15 9
Belgaum...	2 12 6	3 0 7	3 0 3	3 2 6	2 15 9	3 0 3
Dhárwár...	3 15 9	3 14 8	4 5 11	3 14 11	3 13 9	3 14 11
Bijápur...	3 7 4	3 6 7	3 11 3	3 9 4	3 6 7	3 8 7

Prices are generally at their highest level in August and at their lowest in April. In the Kanara and Násik districts only did the variations in price at different times of the year exceed 3 rupees per maund. In Gujarát, where the supply is chiefly derived from Government works with a fixed issue rate, the prices fluctuated least. It is anticipated that the opening of the Southern Marátha Railway lines now under construction and the proposed Sánikatta extensions will materially reduce the prices prevailing in the Southern inland Dekkhan districts.

The following table shows the opening balances, manufacture, losses by wastage, removals, and closing balances of salt at the different works during 1885-86 and 1884-85 :—

Years.	Stock in hand on 1st April, including Agencies and Depôts for Barágra Salt.	Manufactured and brought to account during the year.	Total Stock.	Loss and Wastage.	Percentage of Loss and Wastage to total Stock.	REMOVALS DURING THE YEAR.			Balance on 31st March.	
						Full Duty.	Duty-free or nominal Duty.	Total.		
	In. Mds.	In. Mds.	In. Mds.	In. Mds.		In. Mds.	In. Mds.	In. Mds.	In. Mds.	
1885-86.	a.—Barágra	2,146,841	1,938,685	4,085,527	344,972	8.44	2,950,754	1,531	2,061,235	779,308
	b.—Bulsár	18,716	367,283	385,999	14,051	3.63	294,764	400	294,164	75,784
	c.—Rest of Presidency ..	458,658	6,358,558	6,817,216	509,338	7.47	5,171,056	491,490	5,062,562	645,326
	Total ..	2,624,216	8,664,526	11,288,743	868,322	7.69	8,426,574	493,423	8,020,002	1,500,418
1884-85.	d.—Portuguese Territory	163,765	448,565	612,131	53,915	8.80	215,441	136,572	352,013	206,202
	Grand Total ..	2,787,782	9,113,092	11,900,874	922,237	7.74	8,642,015	630,000	8,272,015	1,706,621
1884-85.	a.—Barágra	1,616,924	1,951,060	3,569,884	78,056	2.18	1,312,425	1,531	1,343,050	2,146,841
	b.—Bulsár	841	301,362	301,703	7,870	2.60	275,117	..	275,117	18,716
	c.—Rest of Presidency ..	648,059	5,959,614	6,606,274	805,122	12.18	4,890,289	446,204	5,342,493	458,658
	Total ..	2,263,925	8,212,036	10,476,862	891,078	8.50	6,513,881	447,736	6,961,567	2,624,216
1884-85.	d.—Portuguese Territory	264,904	286,040	551,853	37,790	6.84	211,568	136,922	350,491	163,565
	Grand Total ..	2,528,829	8,499,896	11,028,715	928,874	8.42	6,725,309	586,659	7,312,058	2,787,782

The year opened with a balance in round numbers of 27½ lakhs of maunds of which 21½ lakhs were at Khárághoda, less than 19,000 maunds at Bulsár, about 4½ lakhs at sea-side works in other parts of the Presidency, and a little over 1½ lakhs in Portuguese territory. The season was an average one. The quantity manufactured during the year was less by a few thousand maunds at Khárághoda, but owing to an increase of the pan area elsewhere it was more by upwards of ½ a lakh of maunds at Bulsár, by 4 lakhs in the rest of the Presidency, and by 1½ lakhs in Portuguese territory than in the previous year. The removals during the year increased largely. In Khárághoda they increased by nearly 16 lakhs of maunds, and by 3 lakhs 22,000 maunds elsewhere. Allowing for loss and wastage the stock at Khárághoda was reduced from 2,146,841 maunds at the commencement to 779,308 maunds at the close of the year. In the other groups there was a substantial increase in the closing balances.

The loss and wastage of the year was somewhat large. The unusual demand for Barágra salt caused the clearance of all the stock under cover at the Runn works and the open stock that had been exposed for several monsoons had to be cut into and considerable wastage was found to have taken place. During the year a new system of measurement under which rectangular heaps will be substituted for conical was tried.

The Barágra salt is rock salt manufactured at the Runn works and the principal depôt for it is at Khárághoda. The Ahmedabad Depôt and the Agencies supply local consumption mainly. The following table shows the distribution of the issues of Barágra salt during the year and in the year preceding :—

	1884-85.					1885-86.				
	For Local Consumption.	For Consignment by Railway to Central Provinces.	For Consignment by Railway to North-West Provinces, Punjab and Oudh.	For Export to Central India, including Málwa and Rájputána.	Total.	For Local Consumption.	For Consignment by Railway to Central Provinces.	For Consignment by Railway to North-West Provinces, Punjab and Oudh.	For Export to Central India, including Málwa and Rájputána.	Total.
	Mds.	Mds.	Mds.	Mds.	Mds.	Mds.	Mds.	Mds.	Mds.	Mds.
Khárághoda	87,150	458,916	24,030	185,037	698,133	44,297	862,536	1,877,720	269,850	2,054,453
Ahmedabad Depôt ..	118,553	20,875	143,428	111,972	24,727	136,699
Agencies	338,943	173,447	512,393	351,242	89,869	..	320,042	770,133
Total ..	480,651	458,916	24,030	371,859	1,843,956	507,501	452,445	1,377,720	623,619	2,961,235

The issues from the Ahmedabad Depôt call for no remark. The issues for the Agency depôts rose considerably owing to the demand from Central India, Rájputána, and Málwa. The very large increase (1,366,320 maunds) in the issues from the Khárághoda stores was due to the failure of the Sámbar Lake already alluded to. In view of some such contingency as this a large surplus stock had with admirable forethought been collected at Khárághoda during previous years and the extraordinary demand was fully and successfully met. The quantity of Barágra salt removed to the North-West Provinces was 1,255,434 maunds against 24,030 maunds in the previous year. The demand extended to the Panjáb and Oudh, which for the first time took salt from Khárághoda amounting to 122,286 maunds. The exports to Central India increased by 252,260 maunds and those to Rájputána were nearly trebled, the increase being 108,047 maunds. Nearly all this was exported from Khárághoda up the Rájputána-Málwa line. The year's sales of Barágra salt were by far the highest since the works were first started, as will be seen from the following table :—

Distribution
Barágra salt.

Barágra salt issues.

Years.	For Local Consumption.	For Export to Central Provinces.	For Export to North-West Provinces.	For Export to Central India and Rájputána.	Total.
	Mds.	Mds.	Mds.	Mds.	Mds.
1873-74	341,273	189,455	79,364	610,092
1874-75	390,056	253,335	25,424	668,815
1875-76	483,137	272,890	49,172	805,199
1876-77	461,520	317,475	51,798	830,793
1877-78	467,992	419,127	89,237	976,356
1878-79	471,418	482,370	25,410	119,635	1,098,863
1879-80	380,888	539,280	112,770	312,481	1,346,419
1880-81	362,603	403,611	59,220	229,884	1,055,318
1881-82	477,934	34,232	309,911	822,077
1882-83	448,885	428,610	5,460	284,712	1,167,667
1883-84	477,757	407,697	15,573	295,179	1,196,206
1884-85	489,651	458,916	24,030	371,359	1,343,956
1885-86	507,501	452,445	1,377,720	623,619	2,961,285

The following comparative statement shows the quantities of sea salt which passed into consumption within and without the Presidency from the works in Gujarát, the Konkan and Kanara, in British territory, as well as from those in Portuguese territory, with the chief divisions of the exports :—

Sea salt issues.

From	FOR EXPORT TO									
	Central Provinces.		Central India.		Nizám's Territory.		Calcutta.		British Malabár.	
	1884-85.	1885-86.	1881-85.	1885-86.	1881-85.	1885-86.	1884-85.	1885-86.	1884-85.	1885-86.
	Mds.	Mds.	Mds.	Mds.	Mds.	Mds.	Mds.	Mds.	Mds.	Mds.
Bulsár
Umbargaon
Bassein, Ghodbandar, Mátunga, Trombay, Uran, Karanja, Panvel and Pen... ..	1,116,065	1,175,879	11,977	13,634	894,740	803,088	407,286	605,739	861,808	893,076
Shiroda	1,422	2,740
Sánikatta
Total ..	1,116,065	1,175,879	11,977	13,634	894,740	803,088	407,286	605,739	868,230	895,816
Portuguese India	25,996	39,250
Grand Total ..	1,116,065	1,175,879	11,977	13,634	894,740	803,088	407,286	605,739	894,226	935,066

From	FOR EXPORT TO—contd.				FOR LOCAL CONSUMPTION.				Total.	
	Foreign Malabár (Travancore and Cochin.)		Mysore.		In Portuguese India.		Within the Presidency.		1884-85.	1885-86.
	1884-85.	1885-86.	1884-85.	1885-86.	1884-85.	1885-86.	1884-85.	1885-86.		
	Mds.	Mds.	Mds.	Mds.	Mds.	Mds.	Mds.	Mds.	Mds.	Mds.
Bulsár	275,117	296,164	275,117	296,164
Umbargaon	12,875	6,868	12,875	6,868
Bassein, Ghodbandar, Mátunga, Trombay, Uran, Karanja, Panvel and Pen... ..	440,716	480,000	1,396,795	1,454,373	5,129,388	5,425,789
Shiroda	32,168	39,925	46,413	49,548	46,413	49,548
Sánikatta	120,228	137,685	137,685	180,350
Total ..	440,716	480,000	32,168	39,925	1,851,428	1,944,036	5,617,611	5,958,717
Portuguese India	146,413	142,892	178,082	169,871	350,491	352,013
Grand Total ..	440,716	480,000	32,168	39,925	146,413	142,892	2,029,510	2,114,507	5,968,102	6,310,730

There was an increase in the issues of sea salt at the Bulsár works of about 20,000 maunds. There was a large increase of 3 lakhs of maunds in the issues from all the works near Bombay, excepting those at Uran. The issues from Shiroda and Sánikatta exceeded the unusually low issues of the previous year by about 30,000 maunds and the issues from Portuguese works rose by 1,500 maunds. The aggregate issues of sea salt from British and Portuguese works exceeded the issues of the previous year by 342,628 maunds. Exports of sea salt to the Central Provinces increased by 59,814 maunds. The demand in these Provinces for Bombay salt fluctuates considerably. Exports of sea salt to the Nizám's territory fell off by 91,652 maunds. The cause of this decrease was not explained. Exports to Calcutta rose by 90,000 maunds and the exports to British Malabár rose by 45,840 maunds. These last exports have steadily and largely increased since 1879-80 when

Sea salt.

they amounted to 414,265 maunds until the year under report when they amounted to 935,066 maunds. Local consumption in both Portuguese and British territory was normal. The aggregate amount of sea salt issued for local consumption was 2,172,402 maunds.

SIND.

Sources of supply.

There were 4 bases for the supply of salt (excluding European and Panjáb salt) open in Sind during the year, viz. the Maurypur-Moach salt works, the Saran and Dilyár Deposits, and the Sukkur Depôt. The stock of salt on hand at the commencement of the year and the operations of the year are shown and contrasted with the figures for the preceding year in the following table:—

Year.	Stock on hand at the commencement of the year.	Made or excavated during the year.	Removed during the year.	Loss and Wastage.	Stock on hand at the close of the year.
	Mds.	Mds.	Mds.	Mds.	Mds.
1884-85	265,175	229,050	206,406	6,000	258,623
1885-86	258,623	264,799	226,748	7,500	257,678

Of these sources of supply the Maurypur-Moach works are by far the most considerable. At these works 197,610 maunds of salt were manufactured during the year. At Saran and Dilyár 21,245 and 8,449 maunds were respectively manufactured. The sales of the year exceeded the sales of the previous year in the proportion of 8·84 per cent. The departmental imports of salt from the Panjáb amounted to 8,097 maunds: a good deal of this salt was lost in transit. In the course of the year the Maurypur-Moach works were seriously endangered by a most unusually high tide: however, a catastrophe was averted and measures taken to prevent the recurrence of such dangers in future. Illicit manufacture was found to prevail to a considerable extent on the Bháwalpur Frontier. No signs were detected of any organised system of smuggling across the frontier: a few isolated and petty cases were detected.

Financial results.

The Imperial receipts of the year amounted to Rs. 4,90,693, of which Rs. 4,50,437 were derived from excise duty on permits issued. The total receipts exceeded those of the previous year by Rs. 35,226. Provincial expenditure amounted to Rs. 1,09,707, exceeding the expenditure of the previous year by Rs. 7,581. Establishment, payment to salt makers, and railway freight were the main sources of expenditure.

Consumption.

177,236 maunds of salt were sold to dealers in Karáchi, 26,979 maunds to dealers in Shikárpur, and 22,533 maunds to dealers in Thar and Párkár. The Maurypur salt was almost all sold to Karáchi dealers. The total quantity of salt sold was 226,748 maunds which exceeded by 18,420 maunds the quantity sold in the previous year. The quantity sold during the year exceeded by no less than 152,386 maunds the quantity sold in 1878-79, in which year the salt duties were first enhanced. Since that year consumption has steadily and largely increased.

Price.

The average price of salt per maund during the year was (wholesale) Rs. 2-15-2, (retail) Rs. 3-3-6. These rates were slightly lower than those of the previous year, which were Rs. 2-15-6 and Rs. 3-4-0 respectively. The average consumption per head of population, taking the figures of the census of 1881, amounted to 8 lbs. The average consumption of salt per head has remarkably increased since 1878-79, in which year it was 2 lbs. 12 oz. only.

Khairpur.

The quantity of salt taken by the Mir of Khairpur for the consumption of his State under the arrangement of 1883-84 was 7,500 maunds. Government salt supplied to His Highness was sold by him at a fixed rate of Rs. 4 (wholesale) and Rs. 5 (retail) per maund.

Fish-curing.

A fish-curing establishment was opened at Shámápir during the year, and stocked with 1,000 maunds of salt, which were to be supplied to fish-curiers at a nominal rate. However, only about a quarter of the quantity of salt available was applied for and the experiment was hardly successful.

Offences.

123 offences against the salt laws were dealt with against 121 in the previous year. Illicit manufacture accounted for 72 of the cases. The cases were all of an unimportant nature.

ADEN.

The gross collections on account of salt during the year amounted to Rs. 9,955. In 1884-85 the collections amounted to Rs. 11,853. A decrease under this head has been going on for the last two or three years. Rs. 845 were expended on establishment during the year. Rs. 9,818 were realized as duty on the salt exported from Shaikh Othman. This is less than the realizations of the previous year by Rs. 1,952.

The quantity of salt removed from Shaikh Othman for Aden and the interior was 68,730 kailahs. In the previous year the quantity so removed was 82,397 kailahs.

The works of the Italian Salt Company, which are very costly, are still in progress. About 1,000 tons of salt have been manufactured, but no export will commence till the stock reaches 4,000 tons.

Excise.

In consequence of the receipt of a memorial from the majority of the persons interested in the liquor trade of Bombay, the Bombay Government appointed, on July 22, 1885, a Commission consisting of a President and 2 members to enquire whether the difficulties experienced by the licensed liquor-sellers and *bhandáris* of Bombay in the prosecution of their business and the friction arising in matters of detail of *Ábkári* Administration were such as ought to be removed, and if so, whether any and what alterations were necessary in the existing *Ábkári* Act, or in any rule or order made under that Act. It was directed that any body having objections to urge against the existing regulations should be afforded an opportunity of having such objections heard by the Commission.

Country liquor consumed in the City of Bombay is derived from two sources, the distilleries at *Úran* outside the Island of Bombay at which spirits are distilled from mowra, dates, &c., and the distilleries in Bombay itself at which spirit is extracted from the juice of date, brab, and cocoanut trees growing in the Island. The imported *Úran* spirit is excised by a still-head duty and until 1884 the toddy spirit produced in the Island was excised by a tree-tax. The *Úran* spirit had also to pay a town duty to the Bombay Municipality. The *Ábkári* Department since 1870 had steadily and gradually increased the excise duty on both kinds of spirit adjusting the tax on the two different kinds of spirit in the best way possible, and since 1870 both taxes had, roughly speaking, been trebled. With a view to the still more accurate adjustment of the excise duty on both classes of spirit by substituting a still-head duty upon toddy spirit for the previous tree-tax, two large enclosures were built in Bombay in 1884 in which the distillers of toddy spirit were required to set up their stills, and the quantity of spirit manufactured was duly recorded and tested. The proposal to levy in this way a still-head duty upon toddy spirit was strongly opposed by the *fazandárs* and *bhandáris*, the two classes interested in the manufacture of toddy spirit, and the latter as a class refused to take out any licenses for tapping trees in 1884-85. At the same time they complained of the undue severity of various orders passed from time to time for the regulation of the tax on liquor. Into all these matters the Commission made exhaustive enquiries and final orders were passed on the recommendations of the Commission in March, 1886.

These final orders were as follows:—The prohibition of the importation of toddy spirit into the Island of Bombay was removed and the orders prohibiting the distillation of the juice of date trees were cancelled. The rates of tree-tax on trees taxed for the sale of raw toddy was reduced to Rs. 5 per date tree and Rs. 10 per cocoanut or brab tree. It was calculated that under these regulations the supply of distilled toddy spirit required for consumption in the Island of Bombay would be materially increased and the consumers of that comparatively innocuous spirit thereby considerably benefited, while the lowering of the tree-tax on trees tapped for the sale of raw toddy would ensure to the consumer a supply of raw toddy at cheap rates. The orders concerning the annual sale of liquor-shops in Bombay by auction were modified so as to give the previous holder every facility for retaining his shop, and the prohibition under which liquor-shop keepers were prevented from borrowing liquor from or selling liquor to one another was withdrawn. The limit formerly imposed on the amount of liquor which might be sold to one person was also withdrawn, and other regulations were made providing for the payment of different taxes in instalments. By these minor modifications the convenience of the consumers of country spirit in Bombay was to some extent consulted, but with reference to the main matters complained of, the Bombay Government was unable to give up, at the instances of classes immediately interested in pushing the consumption of liquor, the hitherto consistently restrictive policy of the *Ábkári* Department.

Memorials of a somewhat similar nature to that drawn up in the Island of Bombay were received from the *Thána*, *Kolába*, and *Surat* Collectorates. In the latter Collectorate minute enquiries were made by the Collector into the matters complained of. After this investigation permission to tap trees and draw toddy at nominal rates was given to one of the poorer classes inhabiting the southern portions of the Collectorate. Licenses to tap brab trees exclusively for the manufacture of vinegar were also granted in certain *tálukas* at low rates. The *Thána* and *Kolába* memorials had not been disposed of when the year closed.

The total realizations of the year are contrasted with those of the previous year in Realizations. the following table:—

Heads of Revenue.	Realizations for 1884-85.	Realizations for 1885-86.
	Rs.	Rs.
Imported Foreign Liquor	83,090	84,816
Country Liquor	64,38,803	68,99,117
Intoxicating Drugs	1,04,296	1,13,470
Miscellaneous... ..	97,622	83,219
Total	67,23,811	71,80,622

A considerable improvement was shown in the realizations of the year which exceeded those of the previous year by 4½ lakhs. They also exceeded the average realizations of the 5 years ending 1881-82 by 31½ lakhs, and those of the 5 years ending 1876-77 by 39½ lakhs.

Imported foreign
Liquor.

There was no material fluctuation in the number of licenses issued for the sale of imported foreign liquors or in the amount of license-fees realized. Of the total realizations Rs. 61,656 were paid in Bombay. In the mofussil the largest realizations took place in Thána and Poona and the smallest in Broach and Kaira. The amount of the Customs duty levied on the foreign liquor imported in the course of the year, and the quantity imported is fully explained under "Customs." The realizations from excise duty upon rum and spirits of wine and methylated spirits, of Indian manufacture, which are treated as excise revenue, amounted to Rs. 58,501 against Rs. 70,191 in the previous year. There was a considerable falling off in the imports of spirits of wine from Aska, while the issues of the same spirit from the Uran distillery improved. 5,522 gallons of rum were sold from the distillery at Poona against 5,000 in the previous year. Manufacture during the year was discontinued in consequence of the largeness of the stock on hand. The quantities of the different kinds of these spirits that passed into consumption and the excise realizations are shown in the following statement:—

Spirit.	1884-85.		1885-86.	
	Gallons.	Duty.	Gallons.	Duty.
		Rs.		Rs.
Rum	5,873	24,251	6,547	27,537
Spirits of wine	7,206	45,910	4,868	30,889
Methylated spirits	231	30	532	75
Total ...	13,299	70,191	11,947	58,501

The following are the only changes made during the year under report in the Ábkári arrangements in force in different districts of the Presidency:—

(a) The still-head duty rates in force in parts of the Kaira district were reduced as follows:—

Per gallon of strength 25° U. P. from Rs. 2-4-0 to Re. 1-0-0.

Per gallon of strength 60° U. P. from Rs. 1-4-0 to Re. 0-8-0.

The reduced rates came into force in the Borsad Táluka from 1st August 1885 and in the tálukas of Nadiád and A'nand from the 1st of June 1886.

(b) The special duty of 6 pies leviable on toddy entering the city of Surat was abolished on the 1st August 1885. The tree-tax rates in the city of Surat and in the tálukas of Chorási, Olpád, Jalálpor, Bulsár and Párdi were equalized and fixed at Rs. 5 per cocoanut or brab tree and Rs. 2 per date tree tapped. The toddy shop licenses for the city of Surat were sold by auction instead of being issued on payment of a fixed fee. The Kálipuráj inhabitants of the Párdi, Bulsári, and Chikhli Tálukas were allowed to tap a limited number of trees for drawing toddy for domestic consumption on payment of a nominal tax of 2 annas per tree; while in the Chorási and Olpád Tálukas, brab trees were licensed to be tapped exclusively for the manufacture of vinegar, on payment of a tree-tax of Rs. 1-8-0 per tree tapped.

(c) The toddy-farm in the Broach Collectorate was abolished; the tree-tax rates were raised from Rs. 3 to Rs. 5 for cocoanut and brab trees, and from Re. 1 to Rs. 2 per date tree tapped; and the Surat system of issuing tapping licenses to applicants, on payment of tree-tax only, with the privilege of selling toddy at the tree foot, and with the privilege (on payment of an additional fee at the rate of Rs. 20 for every 25 trees licensed to be tapped), of selling toddy at authorized shops was adopted.

(d) The toddy-farm in Poona was also abolished, and tapping licenses were issued to applicants on payment of tree-tax only at the sanctioned rates of Rs. 3 and 1 for cocoanut or brab and date trees respectively, with the privilege of selling toddy at the tree foot; while those who paid an additional fee at the rate of Rs. 10 for every 25 trees licensed to be tapped were authorized to sell toddy at shops.

(e) Liquor of strength 40° U. P. was substituted for that of strength 60° U. P. throughout the Dhárwár Collectorate.

In all other respects the Ábkári arrangements in the different districts of the Presidency continued to be as described in the report for 1884-85.

The following statement shows in thousands of rupees the revenue derived from the liquor consumption in the various districts of the Presidency :—

	Revenue in		Revenue in
	Thousands of Rupees.		Thousands of Rupees.
	Rs.		Rs.
1. Bombay	2,025	11. Násik	165
2. Surat	794	12. Ahmedabad	162
3. Thána	788	13. Broach	162
4. Khándesh	538	14. Bijápur	149
5. Poona... ..	391	15. Sholápur	145
6. Dhárwár	334	16. Satára	97
7. Belgauum	307	17. Ahmednagar	79
8. Kolába	306	18. Panch Maháls	31
9. Kanara	174	19. Kaira	22
10. Ratnágiri	169		

The following statement shows the realizations under different items in Bombay City :— *Bombay City.*

	1884-85.	1885-86.
	Rs.	Rs.
Still-head duty	15,58,674	16,56,678
Fee for distillation of toddy spirit	120	60
Tree-tax and still-head duty on toddy spirit	40,810	80,841
Tree-tax on date trees	34,068	32,304
Tree-tax on unlicensed trees tapped
Rent of trees on Government land	468
Sale-proceeds of country liquor-shop licenses	2,54,855	2,47,097
Sale-proceeds of licenses for the sale of toddy	8,375	8,095
Total	18,96,902	20,25,543

The quantity of mowra spirit which paid still-head duty was 565,453 gallons against 531,581 gallons in the previous year. The increased consumption was mainly attributed to the resumption of marriages among the Hindus after the expiration of the *Sinhast* year in 1884-85. The strike among the Bombay distillers of toddy which was commenced in the previous year continued. 450 brab trees were licensed for tapping in the island, and 21,777 gallons of toddy were produced. In the previous year 200 brab trees only were so licenced. 4,000 brab trees were licensed for tapping at Girinj in the Thána Col-lectorate for the transport of toddy into Bombay. 264,299 gallons of toddy were so imported. Date trees to the number of 5,384 were licensed for tapping against 5,678 in the previous year. The number of shops for the sale of country spirit and toddy was reduced from 435 to 408.

The changes in the Ábkári system effected in the Surat district have been already *Surat.* noticed. The country liquor realizations rose from Rs. 7,27,855 to Rs. 7,94,221. The increase was caused by the improvement in the toddy realizations which in 1884-85 were unfavorably affected by a combination on the part of the inhabitants of the Jalálpur Táluka. The number of date and brab trees tapped for toddy rose from 113,785 to 131,521. The year under report was the last of the 3 years for which the country spirit farm of the district was sold. In these 3 years the farmer was unable to sell the quantity of spirit removed by him from the central distillery, although in each year he removed the minimum amount permissible under the terms of the contract. The amount of country spirit that passed into consumption in the year was 326,203 gallons against 305,024 gallons in the previous year. The sales were unfavorably affected by the manufacture and sale at cheap rates of country liquor in the adjacent Baroda territory.

The country liquor revenue in the Thána district amounted to Rs. 7,87,680, exceeding *Thána.* the revenue of the previous year by Rs. 70,412. The greater part of this increase was derived from still-head duty, which rose from Rs. 4,17,285 to Rs. 4,62,931. All the farms of the different tálukas were sold at a profit, and the quantity of mowra spirit that passed into consumption was 232,451 gallons against 207,202 gallons in the previous year. Realizations from the tax on trees tapped for toddy-drawing rose from Rs. 44,072 to Rs. 69,982 and the quantity of toddy spirit that passed into consumption was 91,501 gallons against 97,431 gallons in the previous year.

In the Khándesh district the country liquor revenue is derived solely from the *Khándesh.* proceeds of country spirit farms sold for lump sums by tálukas. It amounted to Rs. 5,37,670, exceeding the revenue of the previous year by Rs. 93,820. The quantity of spirit that passed into consumption was 1,118,914 gallons against 852,195 gallons in the previous year.

The realizations from country liquor in the Poona district were less than those in the *Poona.* previous year by Rs. 16,856. The amount realized was Rs. 3,91,240. The decrease under still-head duty was trifling, and the major portion of the diminution of revenue occurred under toddy receipts. In the City and Cantonment of Poona the consumption of country liquor rose from 119,853 to 131,301 gallons.

The country liquor revenue of the Dhárwár district amounted to Rs. 3,34,263. There *Dhárwár.* was a considerable improvement in the sales of liquor, and the toddy revenue amounted to Rs. 98,728 against Rs. 73,742 realized in the previous year.

Belgaum.

The country liquor revenue of Belgaum amounted to Rs. 3,06,755 against Rs. 2,78,000 in the previous year. The quantity of spirit consumed increased considerably and still head duty receipts rose to Rs. 2,25,750. The number of date trees tapped rose from 53,659 to 77,000.

Kolaba.

The country liquor revenue of the Kolaba district rose to Rs. 3,05,857, exceeding the revenue of the previous year by Rs. 42,176. The still-head duty rose from Rs. 2,53,077 to Rs. 2,93,377. The quantity of spirit that passed into consumption was 139,577 gallons against 118,644 gallons in previous year.

Kanara and
Ratnagiri.

The realizations from country liquor in the Kanara and Ratnagiri districts rose from Rs. 1,59,042 and Rs. 1,60,603 respectively in 1884-85 to Rs. 1,74,426 and Rs. 1,68,850. Increased still-head duty in Kanara and tree-tax in Ratnagiri mainly accounted for the increase of receipts.

Nasik, Ahmedabad,
Broach, Bijapur,
Sholapur, Satara,
and Ahmednagar.

In each of these 7 Collectorates the country liquor receipts advanced to some extent and the licit consumption of spirit increased. There was a large increase in the number of date trees tapped in the Bijapur district and a decrease in the number of brab tree tapped in Broach.

Panch Mahals and
Kaira.

The receipts from country liquor in these 2 Collectorates are comparatively small. A small rise took place in the year, Rs. 31,385 being received in the Panch Mahals and Rs. 22,250 in Kaira against Rs. 26,126 and Rs. 22,251 in the previous year.

Number of Shops.

The total number of shops in the whole Presidency fell from 3,594 in 1884-85 to 3,027. In Bombay City the number of shops was decreased from 417 to 393. In Ahmedabad and Surat the number of shops was considerably diminished: in the other districts the number of shops decreased slightly or remained unaltered.

In the following statement are summarized under different heads the realizations for the whole Presidency on account of country-spirit and toddy, contrasted with the realizations of the previous two years and the average realizations of each of the five years ending 1881-82:—

Items.	Annual average of five years ending 1881-82.	Realizations in		
		1883-84.	1884-85.	1885-86.
<i>Revenue collected at definite rates.</i>				
	Rs.	Rs.	Rs.	Rs.
1. Still-head duty on mowra and jagri spirit ...	18,09,735	31,09,703	42,71,246	45,07,837
2. Fees for distillation of spirit ...	10,161	7,440	120	60
3. Tree-tax on toddy trees tapped for sale of toddy and its distillation ...	5,21,720	8,00,903	3,81,221	4,98,551
4. Tree-tax on toddy trees tapped for sale of raw toddy only ...	1,12,601	3,61,871	4,56,001	5,31,192
5. Import duty on foreign toddy ...	144	17
6. Bud-dene or land revenue assessment on toddy trees ...	42,331	11,654
7. Fees for sale of toddy ...	2,452	35,235	46,185	1,28,298
8. Deficiency in minimum guaranteed revenue made good by farmers on account of still-head duty. Tree-tax ...	15,396	41,687	1,65,686	57,829
Still-head duty and tree-tax ...	1,18,003	1,10,602	97,468	88,965
9. Special transport duty on toddy	25,049	4,419	10,163
Total ...	26,82,543	44,04,161	54,53,012	58,22,895
<i>Revenue realized by farms.</i>				
10. Farms for sale of spirit ...	1,51,431	2,23,117	2,62,055	2,53,027
11. Farms for manufacture and sale of spirits ...	5,45,369	8,53,916	5,67,689	6,73,110
12. Farms for manufacture and sale of spirits and sale of toddy ...	50,214	1,31,080	80,903	83,350
13. Farms for manufacture and sale of spirits and for drawing and selling toddy ...	4,22,669	15,795
14. Farms for sale of toddy ...	12,268	1,227	934	1,786
15. Farms for drawing and selling toddy ...	57,712	52,119
16. Farms for use of toddy trees on Government land ...	9,481	3,998	4,019	6,378
17. Farms for import duty on toddy ...	11,440	53,100
Total ...	12,60,584	13,34,352	9,15,600	10,17,721
18. Duty at tariff rate on rum, spirit of wine and methylated spirit manufactured at Aska, Shahajanpur, Poona, and Uran ...	8,888	29,446	70,191	58,501
Grand Total ...	39,02,015	58,67,959	64,38,803	68,99,117

The increase and decrease in the several items have been already explained. The revenue has steadily increased during the past 7 years and in the year under report reached nearly 70 lakhs of rupees.

The realizations on account of intoxicating drugs amounted to Rs. 1,13,470 against Rs. 1,04,314 in the previous year. Of this, Rs. 33,117 were received in the City of Bombay and Rs. 15,842 in Poona. Miscellaneous receipts amounted to Rs. 1,04,714 against Rs. 97,622 in the previous year. Intoxicating Drugs.

The incidence of Abkari taxation per head of population was for the whole Presidency annas 7 pies 8. The incidence varies from Rs. 2-13-1 in Bombay City to 6 pies in the Kaira Collectorate. Incidence of Taxation.

The expenditure debited to the Abkari Department amounted to Rs. 2,37,258 against Rs. 2,43,250 in the previous year. With the exception of Rs. 9,673 paid as rewards to informers and captors, the expenditure was incurred on the establishment. The total strength of the subordinate establishment was 981. In addition to the cost of establishment the Abkari revenue was debited with a charge of Rs. 1,43,750, the annual payment to the Bombay Municipality on account of compensation for loss of the revenue formerly obtained by the Municipality by the sale of shop licenses. The amount of compensation paid by the Abkari Department to Chiefs in the Konkan, Dekkhan, and Southern Maratha Country for the lease of the Abkari of their States to the Bombay Government was Rs. 1,46,832 in all. The revenues derived from the sale of country liquor within the States concerned are included in the realizations of the districts with which the Abkari management of the States is incorporated. These revenues fall much below the amount of compensation, but the loss is more than repaid by the protection afforded by the leases to the district Abkari farms. Expenditure.

The Abkari arrangements in the Native States of Sachin, Bansda, and Dharampur, worked satisfactorily under the control of the Chiefs subject to the supervision of the Political Agent. The net Abkari realizations in the Janjira State rose from Rs. 20,362 to Rs. 25,162, and the number of trees tapped from 5,361 to 6,152. The consumption of spirit increased from 6,408 to 7,999 gallons. The Government of His Highness the Nizam cordially consented to remove all its liquor shops on the Haidarabad-Bombay frontier to a distance of 3 miles from the border. Arrangements in connection with the Baroda frontier difficulties were not completed. Arrangements with Native States.

The number of offences against the Abkari laws decreased from 2,010 in 1884-85 to 1,803. The number of convictions obtained was 1,565 against 1,663 in the previous year. With regard to particular districts there was a considerable increase in the number of offences reported in the Thana, Nasik, Khandesh, Dhárwár, and Bijápur Collectorates. Offences.

SIND.

The excise revenue of the province of Sind for 1885-86 amounted to Rs. 4,82,048 exceeding the revenue of the previous year by Rs. 37,826 and contrasting very favorably with the decrease of Rs. 30,834 experienced in that year. The revenue for the different districts was as follows:—

District.	1884-85.	1885-86.
	Rs.	Rs.
Karachi	1,36,180	1,50,656
Haidarabad	1,33,319	1,51,756
Shikarpur	1,38,365	1,38,351
Thar and Parkar	6,597	9,110
Upper Sind Frontier	29,760	29,760
Total	4,44,222	4,82,048

The increase from the sale of imported European and Foreign liquors was Rs. 220. In the realizations from the manufacture and sales of country spirit an increase took place in every district, varying from Rs. 1,680 in the Upper Sind Frontier District to Rs. 19,060 in Haidarabad. The total increase was Rs. 43,135. The chief reason for this increase was the removal of the prohibition to manufacture country liquor of strength exceeding 25° U. P. The presence of a large number of transport and commissariat followers at Jacobabad is said to have increased the demand and caused larger sales in the Shikarpur district. Realizations from toddy were as usual nominal. There was a decrease of Rs. 5,425 in the realizations from the sale of intoxicating drugs. The decrease mainly took place in the Karachi Collectorate. Causes of increase.

ADEN.

The gross receipts from duty on foreign and country spirits, license fees, *gúnja*, ware-house rent, &c., amounted to Rs. 62,871, exceeding the receipts of the previous year by Rs. 3,139. Gross receipts.

Rs. 6,673 were expended on account of establishment and contingent charges. Expenditure.

The quantity of country liquor manufactured and issued was 5,227 gallons against 6,272 in 1884-85. The decrease of consumption was caused by the sale of spirits salvaged from a wrecked steamer. The duty realized on country liquor was Rs. 10,454. License fees realized Rs. 8,263 and the sale of the right to vend intoxicating drugs Rs. 1,450. Warehouse rent receipts amounted to Rs. 1,861.

Stamps.

The gross receipts for the year under the Indian Stamp Act and Court Fees Act amounted to Rs. 44,38,320. In the previous year these receipts amounted to Rs. 44,78,319. Receipts under the Stamp Act exceeded those of the previous year by Rs. 19,928, but the court-fee receipts showed a decrease of Rs. 59,527. This large decrease in the sale of court-fee stamps took place mainly in Bombay, and it has not been explained. The decrease in the mofussil was attributed to less litigation.

The expenditure of the year amounted to Rs. 2,21,291. This is much the same as in the previous year.

Refunds to the amount of Rs. 72,420 were allowed during the year.

The following statement shows the receipts from the various kinds of stamps :—

Receipts from	1884-85.	1885-86.	Increase or Decrease.
	Rs.	Rs.	Rs.
Foreign Bill Stamps	61,456	64,764	+3,308
India Revenue Stamps	1,59,063	1,63,935	+4,872
Share Transfer Stamps	40,807	36,046	-4,761
Bills of Exchange	2,20,509	2,13,790	-6,719
General Stamps	14,40,383	14,70,274	+29,890
Court Fee Stamps (Bombay)	6,47,756	6,22,353	-25,403
Court Fee Stamps (Mofussil)	24,96,674	24,43,203	-53,471
Miscellaneous	Not stated.	53,860
Total	44,78,319	44,38,320	-39,999

The number of licensed vendors of stamps during the year was 1,110. In the previous year there were 1,116 vendors. The number of documents impounded under sections 33 and 38 of the Indian Stamp Act was 768 against 845 in the previous year. 90 documents not duly stamped were voluntarily brought to the Collectors. Prosecutions for breaches of the law were ordered in 40 cases. In 17 cases convictions were obtained and 54 persons convicted.

License Tax.

The License Tax was superseded by the Income Tax during the year, but the collections under the Income Tax will not be shown until 1886-87. The leading features of the Income Tax are two: it is a graduated tax, incomes between Rs. 500 and Rs. 2,000 paying at the rate of 4 pies per rupee and those of Rs. 2,000 and upwards paying at the rate of 5 pies per rupee. The Income Tax Act also brings within its operation salaries, professions and interest on public securities, which were exempt under the License Tax Act.

The introduction of the tax met with but little opposition or remark from the non-official public.

The original assessment of the License Tax for 1885-86, the final demand, and the collections are exhibited and compared in the following statement :—

	1884-85.			1885-86.		
	Original Demand.	Final Demand	Collections.	Original Demand.	Final Demand.	Collections.
	Rs.	Rs.	Rs.	Rs.	Rs.	Rs.
Northern Division	2,59,490	2,49,655	2,49,356	2,60,295	2,49,220	2,48,838
Central Division	2,70,335	2,52,925	2,51,088	2,63,785	2,47,395	2,44,440
Western Division	1,56,995	1,50,575	1,49,800	1,51,265	1,43,150	1,42,261
Madras	1,61,170	1,49,378	1,52,278	1,71,070	1,56,170	1,56,963
Bombay	4,22,685	4,13,820	4,12,921	4,28,100	4,20,210	4,19,786
Assam	14,595	9,595	9,895	16,090	11,010	11,010
Total	12,85,270	12,26,248	12,25,338	12,90,605	12,27,155	12,23,298

In the Northern, Central, and Southern Divisions the collections again exhibited a decrease. This decrease has steadily taken place since 1880-81 and no satisfactory explanation has hitherto been given of the fact. In Bombay City, in Sind, and in Aden the collections exceeded those of the previous year. In Bombay City and Sind there has been a steady annual increase during the past 6 years. The number of appeals made against the tax during the year was 9,033 and the amount remitted on appeal Rs. 62,230. This was slightly more than in 1884-85.

The total expenditure incurred on collecting the tax was Rs. 20,041 only. Existing machinery is largely used to collect the tax.

The incidence of the tax was normal. Money-lenders again contributed more than a fourth of the total collections. The collections from general merchants, bankers, and brokers were not materially different from the collections of former years.

Local Funds.

The receipts of the 23 District Local Boards varied considerably from Rs. 3,84,435 in Dhárwár to Rs. 28,604 in Thar and Párkar. The total sum at the disposal of these bodies was Rs. 41,86,506. Of this, Rs. 29,76,384 were expended. District Local Boards.

The Local Fund receipts are derived mainly from the one-anna cess on the land revenue. Receipts from Tolls and Ferries and minor sources complete the available income. Of the one-anna cess receipts one-third is devoted to educational purposes: this amount is supplemented by school fees and on the whole about half of the total income of the District Local Boards is expended on Education. The remainder is devoted to Public Works. The construction of roads, the building of wells, the planting of road-side trees, the up-keep of existing roads, the repairing of village tanks—these are the principal objects on which the Boards incurred expenditure. The great Provincial roads running through the districts are repaired by the officers of the Public Works Department, but all other roads are repaired by the officers of the Boards. Works of an important nature that require professional knowledge are usually carried out by the officers of the Public Works at the request of the Boards. The execution of the Works is supervised by the Boards' Works Committees.

Besides the District Local Boards each Táluka in a district has its Táluka Local Board. The Táluka Local Board receives from the District Local Board an assignment from the District Local Board revenue for the year calculated on the contributions of the cess-payers of the Táluka. This assignment the Táluka Local Board expends upon purely local and unimportant works. Táluka Local Boards.

At present the District Officers in great measure are the Presidents of the Boards, but the Vice-Presidents are non-official gentlemen. The Boards worked smoothly in the course of the year and the Works Committees as a rule supervised the works of the Board with interest. No works of any magnitude were carried out for any of the Boards, but the money at their disposal was well spent on education, and improvements of communications and of water-supply. The following table shows the incomes and expenditures of the various Boards:—

Collectorate.	Receipts (including previous Balances.)	Expenditure.	Collectorate.	Receipts (including previous Balances.)	Expenditure.
	Rs.	Rs.		Rs.	Rs.
Karáchi	1,40,920	81,873	Násik	2,45,567	1,83,087
Haidarabad	1,49,054	95,603	Satára	2,17,637	1,34,044
Shikárpur	2,37,924	1,30,436	Ahmednagar	1,63,495	1,05,478
Thar and Párkar	28,604	20,239	Poona	2,19,097	1,65,849
Upper Sind Frontier	42,200	24,498	Kolába	1,48,405	1,02,008
Panch Maháls	81,907	67,663	Bijápur	1,48,802	1,21,751
Ahmedabad	1,49,019	1,02,325	Ratnágiri	1,36,030	95,319
Kaira	2,08,673	1,57,604	Dhárwár	3,84,435	2,52,930
Broach	1,73,647	1,24,755	Belgaum	1,95,639	1,44,447
Thána	2,02,927	1,55,615	Kanara	1,14,412	1,04,932
Surat	2,56,161	2,07,211			
Sholápur	1,82,022	1,16,490			
Khándesh	3,59,929	2,82,227			
			Total Rs. ...	41,86,506	29,76,384

MUNICIPAL REVENUES.

A notice of the income and expenditure of Municipalities is included in the general review of the administration of those bodies in Chapter III.

CHAPTER VI.—VITAL STATISTICS AND MEDICAL SERVICES.

Births and Deaths.

Births.

DURING the year 1885 the births of 298,406 males and 274,025 females, or in all of 572,431 children were recorded. These figures are 37,708 in excess of those of the previous year: they exceed the mean of the preceding 10 years by 183,681. In every 100 births there were 52·13 males and 47·87 females. For every hundred male births the female were 91·83. These are about the normal proportions. With the exception of a slight falling off in Sind and in the Thána district the number of births recorded in 1885 was higher in each registration district than in the year preceding. The total increase for the Presidency was 10·97 per 1,000 of population as compared with the mean of the preceding 10 years.

Urban and Rural Birth-rates.

The recorded birth-rates in 1885 among the urban and rural populations were respectively 26·17 and 39·90 per thousand. In 1884 the corresponding rates were 25·53 and 33·52. As in 1884 the birth rates recorded among the rural population were higher than the birth-rates registered in the urban circles. In the following Collectorates a much higher birth-rate was registered in the rural than in the urban circles:—

Collectorate.	BIRTH-RATE PER 1,000.	
	Rural.	Urban.
Bijápur	45·17	20·50
Sholápur	43·00	25·15
Khándesh	40·00	21·95
Panch Maháls	40·99	22·53
Násik	39·41	22·03
Thána	28·45	13·30
Belgaum	44·84	30·15
Satára	46·31	32·11
Ahmednagar	43·95	31·52

In Karáchi and Haidarabad the reverse was the case: in these two districts the urban birth-rates were 44·72 and 28·23 respectively, while the rural birth-rates were 17·82 and 17·73. In 1885 the greatest number of births was registered in June, the lowest in February. This is abnormal: the greatest number of births is usually registered in July. The percentage of still-born children to those born alive is 1·65.

Deaths.

In 1885 the total number of deaths recorded was 473,591. This is an increase of 65,182 over the number recorded in the previous year. Excluding the famine years 1877-78 the recorded deaths in 1885 were more numerous than in any year of the series. The computed death-rate per 1,000 of population in 1885 was 28·78 against 24·82 in 1884 and a decennial mean of 25·58. Omitting Sind where the mortuary registration is extremely defective the recorded death-rate for the rest of the Presidency was 30·34 per thousand.

Deaths by Registration Districts.

The following table shows for each registration district the population enumerated at the census of 1881, the number of deaths recorded in 1885 by sexes, and their ratios per 1,000 of population: the highest ratio was reported in the Eastern Gujarát Registration district and the lowest in Sind:—

Districts.	POPULATION ACCORDING TO CENSUS OF 1881.			NUMBER OF DEATHS.			RATIO PER 1,000 OF POPULATION.		
	Male.	Female.	Persons.	Male.	Female.	Persons.	Male.	Female.	Persons.
Western Registration District..	2,164,823	1,927,007	4,091,830	62,680	66,709	119,389	29·13	29·43	29·26
Central do. do. ..	2,137,096	2,156,681	4,293,776	66,393	62,263	128,656	31·07	28·87	29·96
Southern do. do. ..	1,417,136	1,306,118	2,807,254	43,737	41,372	85,609	30·86	30·12	30·49
Eastern Gujarát do. do. ..	1,471,834	1,385,897	2,857,731	43,875	43,472	92,347	33·21	31·37	32·31
Sind do. do. ..	1,316,830	1,036,903	2,413,823	27,144	20,446	47,590	20·61	18·64	19·72
Presidency	8,497,718	7,966,606	16,464,324	246,829	224,762	473,591	29·23	28·26	28·78

Death rate by Collectorates in sequence.

The following table shows the recorded deaths in 1885 in each Collectorate in sequence of highest rates. The rates range from 37·90 per 1,000 in Broach to 14·51 in Thar and Párkár. In 1884 the maximum and minimum ratios (35·15 and 15·55 per 1,000 respectively) were in these Collectorates:—

Collectorates.	NUMBER OF DEATHS.			RATIO PER 1,000 OF POPULATION.		
	Male.	Female.	Persons.	Male.	Female.	Persons.
Broach	8,491	5,901	12,392	38.53	37.24	37.90
Násik	15,310	13,971	29,281	38.52	36.40	37.47
Sholápur	11,074	10,295	21,369	37.58	35.79	36.69
Satára	18,786	18,182	36,968	35.28	34.32	34.80
Kaira	14,897	12,831	27,728	34.91	33.94	34.45
Ahmednagar	13,394	12,239	25,633	35.10	33.11	34.12
Ahmedabad	15,359	13,339	28,698	34.95	31.99	33.51
Poona	15,557	14,476	30,033	34.18	32.49	33.35
Dhárwár	14,627	14,202	28,829	33.09	32.21	32.65
Belgaum	14,201	13,445	27,646	32.68	31.30	32.00
Kanara	6,773	6,241	13,014	31.37	31.39	30.85
Surat	9,217	8,335	18,052	30.11	28.66	29.39
Khándesh	19,354	16,985	36,339	30.60	28.08	29.37
City of Bombay	11,233	10,328	21,561	24.17	33.49	27.89
Thána	11,329	10,407	21,736	27.23	26.52	26.92
Karáchi	7,212	5,600	12,712	27.11	25.86	26.56
Bijápur	8,136	7,984	16,120	25.62	24.88	25.24
Kolába	5,454	5,018	10,472	22.34	21.02	21.69
Panch Maháls	2,911	2,568	5,477	22.19	20.64	21.44
Haidarabad	8,510	6,465	14,975	20.90	18.61	19.84
Shikárpur	8,590	6,463	15,053	18.63	16.49	17.64
Upper Sind Frontier	1,110	789	1,899	16.82	14.61	15.29
Ratnágiri	7,582	7,071	14,653	16.03	13.49	14.70
Thar and Párkar	1,722	1,229	2,951	15.32	13.51	14.51
Presidency	248,829	224,762	473,591	29.28	28.25	28.78

This statement also shows that in the City of Bombay alone the death-rate for females is higher than the death-rate for males. Deaths by ages.

The following table shows the total deaths in 1885 under different ages as also the ratio per 1,000 living calculated on the population of each age period enumerated at the census of 1881, and the percentages on total deaths:—

Ages.	Population according to Census of 1881.	Deaths.	Ratio per 1,000 of Population.	Percentage on Total Deaths.
Under 1 year	457,644	100,609	219.84	21.24
1 and under 5 years... ..	1,714,283	99,639	58.12	21.04
5 do. 10 „	2,387,644	24,114	10.10	5.09
10 do. 15 „	1,877,474	13,209	7.08	2.81
15 do. 20 „	1,287,360	15,660	12.16	3.31
20 do. 30 „	2,984,550	44,524	14.92	9.40
30 do. 40 „	2,459,456	43,079	17.52	9.10
40 do. 50 „	1,543,353	37,354	24.20	7.89
50 do. 60 „	1,000,059	38,333	38.33	8.09
60 years and upwards	742,591	56,980	76.73	12.03
Total	16,454,414	473,591	27.78	100.

The mortality amongst infants under one year and children above one year but under five is as usual terribly high in comparison with other periods of life. In fact the deaths in children under 5 years of age formed 42.28 per cent. of the whole. This extremely high rate of mortality among children of tender years affords unmistakable proof of local causes of insanitation. Efforts have been made by Government to improve the sanitation of the rural districts by using the agency of the village officers. Hereditary scavengers are to be encouraged in the performance of their duties and their dues are to be regularly paid. However, the task is far too heavy for any Government to accomplish unaided, and it is felt that little can be effected unless the people of themselves come forward and strive to improve their sanitary conditions. Until this is done this frightful mortality among children below 5 years of age must be expected to continue. Heavy mortality among children of tender years.

The subjoined table shows the deaths in 1885 arranged according to the specified causes laid down by the Government of India and contrasted with the results for 1884 and the mean of the preceding 10 years. The greatest number of deaths took place in July, the fewest as usual in February:— Deaths by causes.

Causes of Deaths.	MEAN FOR 10 YEARS, 1875-84.		1884.		1885.	
	Number.	Ratio per 1,000 of Population.	Number.	Ratio per 1,000 of Population.	Number.	Ratio per 1,000 of Population.
Cholera	26,765	1.64	13,604	0.84	37,287	2.27
Small-pox	7,923	0.49	14,433	0.83	2,646	0.16
Fevers	272,712	16.71	276,989	16.83	314,237	19.10
Bowel-complaints... ..	34,952	2.14	35,983	2.19	45,056	2.73
Injuries	6,384	0.39	5,570	0.34	5,577	0.34
Other causes	68,697	4.21	61,625	3.74	68,788	4.18
All Causes	417,433	25.58	408,409	24.82	473,591	28.78

Number of circles.

The statistical returns are received from 221 rural and 55 town circles: from 7 cantonments in British and 9 in foreign territory. The aggregate population by the census of 1881 of the rural circles is 14,348,658, of the town circles 2,044,601, of the cantonments in British territory 61,155, including Europeans and Eurasians and fighting men: in all 16,454,414 persons.

Deaths by caste or class. Mahomedans.

By the census of 1881 the Mahomedan population numbered 3,107,171 persons, among whom in 1885, 69,352 deaths were recorded as against 61,389 in 1884. The death-rates per thousand were as follows; 1885, 22.33; 1884, 19.76.

Hindus.

By the census of 1881 the Hindu population amounted to 13,128,587 persons, amongst whom during 1885, 397,910 deaths were reported, as against 339,283 in 1884. The death-rates in the two years were as follows:—1885, 30.31 per 1,000; 1884, 25.71 per 1,000.

Christians.

By the census of 1881 the Christian population numbered 138,326 persons, amongst whom 2,508 deaths were reported during the year, as against 2,572 in 1884. The death-rates in the two years were as follows:—1885, 18.13 per 1,000; 1884, 18.59 per 1,000.

Other castes, i.e. all not included under the above denominations.

By the census of 1881 other castes numbered 80,330 persons, amongst whom 3,821 deaths were reported during the year as against 5,165 in 1884. The death-rates for the two years were as follows:—1885, 47.57; 1884, 64.30.

Death rates of castes by localities.

The maximum death-rate among Mahomedans was in the Poona Collectorate, the minimum in Thar and Pärkar. The maximum death-rate among Hindus was in the Broach and Upper Sind Frontier Collectorates, the minimum in Ratnágiri. The maximum death-rate among Christians was in the Kaira Collectorate, the minimum in Haidarabad.

Deaths by months.

The monthly distribution of deaths in 1885 is shown in the following table:—

Months.	DEATHS FROM ALL CAUSES.					
	Mean for 10 years, 1875-84.	Ratio per 1,000 of Population.	1884.	Ratio per 1,000 of Population.	1885.	Ratio per 1,000 of Population.
January	32,673	2.00	32,796	1.99	33,187	2.02
February	28,781	1.76	29,626	1.80	30,842	1.87
March	31,455	1.93	32,431	1.97	33,703	2.05
April	31,387	1.92	30,785	1.87	31,527	1.92
May	33,184	2.03	30,820	1.87	35,647	2.17
June	33,126	2.03	29,298	1.78	43,317	2.63
July	38,095	2.33	31,201	1.90	50,348	3.06
August	41,668	2.55	36,007	2.19	48,757	2.96
September	37,874	2.32	35,507	2.16	42,946	2.61
October	36,175	2.22	39,330	2.39	45,542	2.77
November	37,525	2.30	42,175	2.56	40,507	2.46
December	35,490	2.18	38,433	2.34	37,268	2.26
Year	417,433	25.58	408,409	24.82	473,591	28.78

Cholera: Registration circles affected by.

During 1885, 234 registration circles of the 283 into which the Presidency is divided were affected with cholera. In 1884, 157 circles only were so affected. The 234 affected circles consisted of 38 town, 5 cantonment, and 191 rural circles. The latter comprised 3,733 villages. Out of the entire population (16,454,414) of the Presidency 4,840,783 persons or 29.42 per cent. were living in the affected localities. Of these 37,287 or 0.77 per cent. died. Out of 40,894 inhabited villages in the Presidency 3,733 or only 9.13 per cent were affected.

Total: mortality by.

High mortality in towns.

In the following 8 towns the cholera death-rate exceeded 5 per 1,000, which was exceedingly high. Cholera also prevailed very severely at the towns of Pandharpur and Násik, but the ratios are not given because there was a large influx of pilgrims and devotees into these towns during the year. At Pandharpur during the Ashádhi fair in the month of July, when it was estimated that the pilgrim population amounted to 80,000, 443 deaths by cholera took place. At Násik 395 deaths took place during the Sinhast fair which continued from the previous year until the end of September 1885. In 1884 the death-rate by cholera exceeded 5 per 1,000 in three towns only, Gokák, Hubli, and Gadag-Betgeri:—

Number in sequence.	Name of Town.	Name of Collectorate.	Population of Town.	Death-rate per 1,000.
1	Gokák	Belgaum	10,307	13.11
2	Kalyán	Thána	12,910	12.08
3	Karád	Satára	10,778	11.78
4	Jacobabad	Upper Sind Frontier	11,352	6.34
5	Thána	Thána	14,456	9.13
6	Wái... ..	Satára	10,778	8.17
7	Sukkur	Shikárpur... ..	27,389	8.10
8	Málegaon Cantonment	Násik	3,780	5.29

During 1885 the deaths from small-pox of 1,364 males and 1,282 females, or a total of 2,646 persons, were recorded as against 14,438 in 1884 and a decennial mean of 7,923. Small-pox was present in all the districts but in none in an epidemic form. The highest death-rate per 1,000 recorded was 0.32 in the Southern Registration district as against 2.90 in 1884 and a decennial mean of 0.60. In the other registration districts the death-rate was below 0.14 per 1,000. According to Collectorates the highest death-rates per 1,000 were 0.62 and 0.57 in the Kanara and Karáchi Collectorates. In the Surat and Broach Collectorates there was but one death in each. Among the towns the death-rate per 1,000 was highest in the City of Poona, 1.84, and lowest in the town of Satára, 0.03. Small-pox.

Of the 7 cantonments in the Presidency 5 were affected, viz. the Málegaon, Ahmednagar, Kirkee, Belgaum, and Ahmedabad Cantonments. Cantonments affected.

In the Sholápur Collectorate out of 709 villages 202 were affected, or 28.49 per cent. In the Belgaum, Satára, Karáchi, and Poona Collectorates the percentages were 21.25, 20.67, 20.25, and 20.07 respectively: in the remaining Collectorates the percentages were below 13. Villages affected.

The mean percentage of deaths to attacks throughout the Presidency was 57.12 as against 52.93 in the preceding year. The percentages were very high in the City of Bombay and in the Shikárpur and Haidarabad Collectorates. Attacks and deaths.

During 1885 the number of deaths registered from fever was 314,237. The number of deaths attributed to fever during the past six years exceeded by 16,130 the number so attributed during the six years previous to the latter period. During 1884 the number of deaths attributed to fever was 276,989. Thus the figures for 1885 exceed those of the year previous by 37,248. In all the districts excepting Sind fever caused a higher mortality during the year than in 1884. In the Eastern Gujarát Registration District the fever death-rate was 25.97 per 1,000 against 22.72 in 1884 and 21.62 during the previous 10 years. In the Central Registration District the fever death-rate was 20.06 as against 16.40 in 1884 and 15.71 the decennial mean. The ratio in the Southern Registration District was 16.14 against 14.47 in the previous year and 18.34 the decennial mean. In the Sind Registration District the ratio, 12.90, was less than the ratio in 1884, 14.47. It was slightly higher than the mean, 11.13. The Collectorate of Broach heads the list with a millesimal rate of 32.35 per 1,000 against 28.72 in 1884. The Kaira, Ahmedabad, Násik, Sholápur, Ahmednagar, Satára, Surat, Khándesh, Poona, Thána, and Panch Maháls Collectorates had all high rates over 19.50, which was the fever death-rate per 1,000 over the Presidency for the year. The same rate for 1884 was 16.83, and the decennial mean is 16.71. Fever: Mortality by.
Districts affected by.
By Collectorate.

During 1885 bowel-complaints caused the death of 24,522 males and 20,534 females, or a total of 45,056 persons, as compared with 35,983 deaths in 1884 and a decennial mean of 34,952. The Southern Registration has the heaviest death-rate, namely 4.83 per 1,000. The same rate in 1884 was 4.20: both of these rates are high. The Eastern Gujarát and Western Registration Districts follow with ratios of 2.91 and 2.81 respectively. In the Central Registration District and Sind the ratios were 2.57 and 0.28. The death-rate per 1,000 throughout the Presidency was 2.73 against 2.19 in the previous year and a decennial mean of 2.14. All the districts show an increased rate: the highest rates were in the Dhárwár and Belgaum Collectorates, the lowest in Haidarabad and Thar and Párkar. Bowel complaints.

During 1885, 1,100 deaths were reported as caused by snake-bite, 2,427 by drowning, and 110 by wild beasts. The total number of violent deaths recorded was 5,578, males 3,159, females 2,419. These figures are much the same as in the previous year. Of the deaths by drowning 408 were suicidal, 1,819 accidental, and 200 uncertain. Deaths from Injuries.

The deaths recorded from causes other than those specified amounted to 68,788 (males 35,697 and females 33,091). The total for 1884 was 61,625: there is an increase of 7,163. Other causes.

Emigration.

There is nothing to record under this head.

Medical Relief.

Hospitals and Dispensaries.

The total number of Civil Hospitals and Dispensaries under the supervision of the Surgeon-General with the Government of Bombay in the year under review was 217. Nine new dispensaries were opened during the year, at Umbargaon, Thána Collectorate; at Amalner, Khándesh Collectorate; at Dehej, Broach Collectorate; at Ghotki, Shikárpur Collectorate; at Lakshmeshvar, Raíbág, and Narsoba's Wádi in the Kolhápúr State; and at Mandra and Náráyan Sarovar in Cutch. Of the total number of dispensaries and hospitals 47 have been maintained from Provincial Funds, 34 from local and municipal funds, 25 at the cost of private individuals or associations, and 105 from private subscriptions supplemented by grants from Provincial or Local Funds.

The following table shows the numbers of in-door and out-door patients treated in the several hospitals and dispensaries during the year and in the year preceding:—

IN-DOOR PATIENTS.		OUT-DOOR PATIENTS.		TOTAL.	
1884.	1885.	1884.	1885.	1884.	1885.
36,402	37,642	1,454,718	1,568,326	1,491,170	1,605,968

Of the in-door patients 27,151 were cured. The ratio of deaths to the total number treated was 7·4 per cent; in 1884 this ratio was 7 per cent. The total number of beds available was 3,318. Of the total number of out-door patients 344,270 were treated at hospitals and 1,224,056 at dispensaries. It has been found advisable to discontinue the system of classifying out-door patients as "cured," "relieved," "discharged otherwise," and so forth; in consequence of the impossibility of obtaining accurate returns. The daily average of attendance at Civil Hospitals was 3,118·5 and at Dispensaries 12,856·5 as compared with 3,053·6 and 11,750·2 in the previous year.

Diseases and Injuries.

The following table shows the principal diseases treated:—

Small-pox	153	Diarrhoea	41,305
Malarious fevers	276,007	Worms	134,399
Cholera	5,360	Liver diseases	5,562
Other febrile or Zymotic diseases.	16,066	Spleen diseases	8,922
Rheumatic affections	47,294	Gonorrhœa	13,742
Syphilitic affections	18,782	Abscess, boils, &c.	69,788
Scrofula	2,388	Skin diseases	233,139
Anæmia	7,408	Ulcers	54,496
Leprosy	1,240	Other local diseases	273,124
Phthisis... ..	1,912	Debility and old age	9,885
Dropay	1,210	Injuries... ..	57,768
Other constitutional diseases	8,410	Premature labour	476
Ophthalmia	163,278	Heart-diseases	1,152
Inflammation of the ear	42,027	Goitre	84
Respiratory affections	85,717	Poisons and poisoned wounds	966
Dysentery	28,834		

4,220 major surgical operations were performed during the year. Of these 3,512 resulted in the cure of the patient. 205 patients died under surgical operations. Of the total number of patients (1,605,968) 734,096 were men, 284,564 were women, and 587,308 were children. Thus out of every 100 patients 49 were men, 19 were women, and 31 children. There was a considerable decrease in the number of patients treated for small-pox, but there was a rise in the number of patients treated under almost every other principal head. The total number of minor operations was 77,754. Of the total number of patients 68·7 per cent. were Hindus, 25 per cent. were Mahomedans, 2·8 per cent. Native Christians, 2·1 per cent. Pársis, 0·4 per cent. Europeans, 0·2 per cent. Eurasians, and 0·8 other castes.

Income.

The total income of the year under report was Rs. 11,30,170. Deducting the cash balance at the commencement of the year the net income was Rs. 10,14,360: in 1884 the net income was Rs. 10,31,872. Of the net income Rs. 7,80,516 were contributed by Government, and Rs. 2,05,989 were obtained from local, municipal, and miscellaneous sources. The expenditure of the year amounted to Rs. 9,65,445. In 1884 the expenditure amounted to Rs. 10,28,243. There is a slight decrease under the heads Establishment and Diets during the current year. The expenditure on European medicines amounted to Rs. 89,336; on Native medicines to Rs. 20,034. European medicines are preferred by native patients, and they are obtainable in a more portable and effective form than native medicines.

On 1st January 1885 the amount of invested capital was Rs. 3,39,900. Rs. 11,400 were invested during the year, and Rs. 3,400 withdrawn, leaving Rs. 3,47,900 invested at the close of the year. Invested capital.

The various buildings were reported to be in a fairly satisfactory condition but several required considerable improvement. The question of the re-construction of the European General Hospital, Bombay, is under consideration. Buildings.

CONTAGIOUS DISEASES ACT, BOMBAY.

The working of the Contagious Diseases Act in Bombay during the year shows satisfactory results. There were 12,289 examinations: a proportion of 3.35 per cent. of the women examined were found to be diseased. This proportion among the newly registered women was 5.78 per cent. The reports from the troop-ships and ships of the Royal Navy and Indian Marine showed that very few sailors contracted venereal diseases during the year. A decrease was observed in the number of cases of primary syphilis treated at the various hospitals in Bombay.

The total cost of working the Act was Rs. 29,666. The average monthly cost per head of each woman registered was Rs. 1-10-7. The number of prosecutions for evading medical examination was 397: in 8 cases imprisonment was imposed as a punishment, in 194 cases fines were inflicted. In the remaining cases the defaulters either absconded or were warned and discharged.

Lunatic Asylums.

There are 5 lunatic asylums in the Bombay Presidency, *viz.* at Colába, Poona, Dhárwár, Ahmedabad, and Haidarabad in Sind. A new asylum will shortly be opened at Ratnágiri. The Dhárwár asylum is about to be enlarged.

The asylums afford accommodation for 649 patients, Native and European. The Colába asylum alone has special accommodation for European patients. 45 European patients can be taken in there. The asylum buildings generally were in good order and the conservancy and water-supply was satisfactory. Accommodation.

During the year 1885 the total number of patients treated at the asylums was 899. In the previous year 920 were so treated. 221 patients were discharged during the year, and 48 died. There were 231 new admissions. Of these 231 persons 213 were males and 18 females, 91 were Europeans (including 79 European soldiers), 77 were Hindus, 59 Mahomedans, 6 Pársis, and 1 other caste. The cause of insanity was known in 415 cases only out of the 899. Physical causes, chiefly immoderate use of *gánja*, accounted for 344 cases, and moral causes—chiefly grief—for 71. Admissions.

94 criminal lunatics were under treatment at the commencement and 91 at the end of the year. The total number confined was 114. In 1884 the total number was 116. Criminal Lunatics.

The net cost to Government on account of the 5 asylums was Rs. 1,21,688, as compared with Rs. 1,15,908 in the previous year. The average cost per patient was Rs. 186-9-7: in 1884 this cost was Rs. 185-0-7. The cost per patient was lowest at Haidarabad (Rs. 111-10-2) and highest at Dhárwár (Rs. 249-12-1). At the latter place there was an outbreak of cholera and the price of food grains was high. Cost.

Sanitation.

The actual outlay on sanitary works (military) during 1885 was Rs. 1,63,233, as against Rs. 98,885 in 1884. Of this sum Rs. 56,081 were spent in Bombay and Colába, Rs. 3,972 in Baroda, Rs. 64,477 in Ahmedabad, Rs. 9,245 in Purandhar, Rs. 15,953 in Karáchi, Rs. 3,135 in Jacobabad, Rs. 3,055 in Mhow, and minor sums in the other cantonments. The principal works constructed were quarters for officers in Marine Lines, Bombay, cost Rs. 42,983; a hospital for British troops at Ahmedabad, cost Rs. 63,773; and quarters for sappers and miners at Manora, Karáchi, cost Rs. 13,270. Sanitary works—Military.

The total annual income of the municipalities in the Presidency for 1885 was Rs. 30,70,624, of which Rs. 6,83,668 was expended on conservancy as against Rs. 6,60,806 in 1884. Sanitary works—Municipal.

The existing water-supply of the various towns remained unaltered: at Ahmedabad a new scheme of water-supply was brought forward for consideration but rejected by the municipality during the year. At Broach, Surat, Kurla, and Yeola the water-supply is indifferent or insufficient. In the remaining towns the water-supply may be called fair: it varies, each town having its own special arrangements. Poona for instance is supplied from 4 aqueducts and the Khadakvásla Canal: the suburban municipal town also obtains its supply from the Mula and Mutha rivers. At Karáchi there are elaborate water-works. Málegaon gets its water-supply from the river Mosam: this river occasionally becomes dry in the hot weather, when the municipality builds temporary dams and wells. Gogha, Thána, Bándra, Máhim, Bhiwndi, and Aíibag obtain their water-supply from tanks and lakes. Water supply of municipal towns.

scheme is on foot for improving the somewhat defective water-supply of Ahmednagar. The municipalities cleanse the various public wells within their limits every year.

Drainage.

In all the municipal towns there are open masonry side drains to the principal streets, but no proper drains to carry off foul water from the various houses. At Ahmedabad City there are no underground sewers to carry off urine, foul water and night-soil, some of which is collected in troughs by the municipal servants and removed to the sewage depôts, but the greater portion finds its way into pits dug by the people at the sides of their houses. At Ahmednagar the drains are very defective: they are far from satisfactory at Sukkur. In Dhulia, Kaira, and Sholapur there are underground drains which are opened and flushed once a year. Rapid progress in this important direction is difficult, the resources of the municipalities being, as a rule, extremely limited.

Municipal cesspools.

There are but few municipal cesspools: since the construction of open surface drains the number of cesspools has steadily decreased. It was found necessary to construct some at Násik during the year: a new and thorough system of water-supply and sewerage for this important and sacred town is urgently required. At Shikárpur the cesspools under municipal control are kept fairly clean and deodorised with quicklime.

Scavengering.

A staff of sweepers is entertained by each municipality to keep the town and streets clean. In most of the towns dust-bins are placed in suitable places and emptied once a day. The street sweepings are either burnt, sold, or utilised. At Karáchi a light tramway has been built for the removal of the sweepings.

Latrines.

Most of the municipal towns have public latrines. The night-soil is removed and in the case of the minor municipalities buried, in the wealthier converted into poudrette. In only a few of the municipal towns are there urinals.

Sanitary works—
Marine.
New form of Bill of Health.

During the course of the year the Government of India ordered a new form of Bill of Health. The new form is to the following effect:—

Bill of Health.

This is to certify that the ship is at the time of leaving this port in a satisfactory sanitary condition and that no case of infectious disease dangerous to life exists among its officers, passengers, or crew.

It is further certified that the town and port of are at present free from epidemic cholera, plague, yellow fever, and all other dangerous diseases.

(Signed)

Dated the

Health Officer of the Port.

Procedure ordered.

It is further ordered that "care should be taken that clean bills of health are not given unless cholera is distinctly certified by the Medical Board to be non-epidemic." This order provides for a long-felt want.

The following tables show the number of outgoing vessels inspected by the Health Officer of the Port of Bombay during 1885:—

Sanitary, Marine.
Number of outward
vessels inspected.

Return showing the number of crews and passengers of outward square-rigged vessels and steamers inspected during the year ending 31st December 1885, including Government hired transports, of which the crews only were inspected.

No.	Names of Ports to which sailed.	Number of Ships.	Number of individuals comprising crews.	Number of passengers.	Total of crews and passengers.
1	Europe <i>via</i> the Canal	454	24,024	6,703	30,727
2	Aden and Eastern Coast of Africa	16	1,190	409	1,599
3	Red Sea Ports	40	2,875	160	3,035
4	Suez	7	511	511
5	Port Said	17	473	9	482
6	Mauritius	13	444	694	1,138
7	Persian Gulf	71	4,562	6,020	10,582
	Grand Total	618	34,079	13,995	48,074

Table showing the number of crews and passengers of outward native craft inspected during the year 1885.

No.	Names of Ports to which sailed.	Number of vessels.	Number of individuals comprising crews.	Number of passengers.	Total number of crews and passengers.
1	Persian Gulf Ports	105	2,340	550	2,890
2	Other Foreign Ports	127	3,082	702	3,784
	Grand Total	232	5,422	1,252	6,674

Return of outward pilgrim ships inspected during the year 1885.

No.	Name of Vessels.	Date of Departure.	Number of individuals comprising crews.	Number of passengers.	Total of crews and passengers.
1	S. S. "Columbian" ...	January 5th...	71	162	233
2	" " "Columbian" ...	April 29th ...	72	635	707
3	" " "Adria" ...	May 31st ...	50	529	579
4	" " "Sirdhana" ...	June 24th ...	77	438	515
5	" " "Columbian" ...	Do. 26th ...	71	1,089	1,160
6	" " "Taif" ...	July 21st ...	51	495	546
7	" " "Adria" ...	Do. 30th ...	54	532	586
8	" " "Empress of India" ...	Do. 31st ...	69	1,119	1,188
9	" " "Columbian" ...	August 17th ...	71	1,057	1,128
10	" " "Roehampton" ...	Do. 17th ...	33	872	905
11	" " "Nederlanden Orange" ...	Do. 22nd ...	78	858	936
12	" " "Nederlanden Orange" ...	September 11th ...	72	650	722
Grand Total ...			769	8,436	9,205

The following table shows the number of vessels which entered the port with infectious disease on board, and includes H. M.'s troop-ships, which it is usual to inspect on arrival:—

Incoming vessels. Number of vessels with infectious disease on board.

No.	Name of Vessel.	Date of arrival in Bombay.	From what Port.	Number of individuals comprising crews.	Number of passengers.	Number of cases of infectious disease.	Nature of Disease.
1	H. M.'s Troop-ship "Crocodile" ..	January 18th ..	Europe ..	263	1,339	None.	None.
2	Do. "Jumna" ..	Do. 25th ..	Do. ..	261	1,336	None.	None.
3	S. S. "Medusa" ..	February 12th ..	Mangalore ..	78	1	1	Chicken-pox.
4	H. M.'s Troop-ship "Malabar" ..	March 11th ..	Europe ..	252	1,200	None.	None.
5	Do. "Serapis" ..	Do. 20th ..	Do. ..	262	1,278	None.	None.
6	S. S. "Selembria" ..	Do. 29th ..	Port Said ..	89	None.	1	Convalescent, small-pox.
7	H. M.'s Troop-ship "Crocodile" ..	Do. 31st ..	Europe ..	259	1,247	None.	None.
8	S. S. "Surat" ..	April 8rd ..	Colombo ..	158	25	1	Modified small-pox, convalescent.
9	H. M.'s Troop-ship "Jumna" ..	Do. 8th ..	Europe ..	261	638	None.	None.
10	S. S. "Arrow" ..	June 8rd ..	Bhavnagar ..	Unknown.	...	1	Small-pox.
11	H. M.'s Troop-ship "Serapis" ..	October 7th ..	Europe ..	270	1,061	None.	None.
12	Do. "Crocodile" ..	Do. 18th ..	Do. ..	262	1,122	None.	None.
13	Do. "Malabar" ..	Do. 30th ..	Do. ..	261	1,203	None.	None.
14	S. S. "Swordsman" ..	November 1st ..	Zanzibar ..	52	18	1	Small-pox.
15	H. M.'s Troop-ship "Jumna" ..	Do. 9th ..	Europe ..	261	1,413	9	Measles.
16	Do. "Serapis" ..	December 19th ..	Do. ..	261	1,447	None.	None.
17	Do. "Crocodile" ..	Do. 29th ..	Do. ..	264	1,242	None.	None.
Total ..				3,454	14,020	14	

The following table shows the number of pilgrims that arrived from Jeddah during the year 1885:—

Incoming pilgrim vessels.

No.	Name of Ship.	Date of arrival in Bombay.	Number of pilgrims.	Number of admissions into Hospital.	Number of deaths.	REMARKS.
1	S. S. "Thisbe" ...	January 10th ...	188½	Nil	Nil	
2	" " "Bonnington" ...	February 3rd ...	58½	Nil	Nil	
3	" " "Columbian" ...	Do. 23rd ...	662	34	4	
4	" " "Glen Mavis" ...	April 25th ...	5½	Nil	Nil	
5	" " "Columbian" ...	June 16th ...	5	Nil	Nil	
6	" " "Adria" ...	July 12th ...	28	Nil	Nil	
7	" " "Columbian" ...	August 11th ...	16	Nil	Nil	
8	" " "Adria" ...	September 17th ...	28	Nil	Nil	
9	" " "Columbian" ...	October 16th ...	800½	14	9	
10	" " "Empress of India" ...	Do. 21st ...	391	11	8	
11	" " "Carlton Tower" ...	November 5th ...	338½	No records.	6	
12	" " "Abyssinia" ...	December 1st ...	467	4	3	
13	" " "Elphinstone" ...	Do. 10th ...	269	No records.	6	
14	" " "Columbian" ...	Do. 11th ...	998	10	10	
15	" " "Vorwaerts" ...	Do. 15th ...	789½	30	11	
Total ...			5,045	103	57	*Captain prosecuted for having no medical officer on the voyage from Red Sea.

Proposals were set on foot during the year to improve the sanitary conditions of the foreshore. The great nuisance in the harbour caused by the discharge of night-soil at the Carnac Bandar abated during the year.

Sanitary condition of the bandars and foreshore.

Vaccination.

The strength of the Department during the year was as follows :—

- 5 Deputy Sanitary Commissioners.
- 3 Superintendents of Vaccination.
- 31 Inspectors of Sanitation and Vaccination.
- 5 Assistant Superintendents of Vaccination.
- 29 Clerks and Karkuns.
- 501 Vaccinators.
- 520 Peons.

This gives an increase of 24 vaccinators and 18 peons.

Operations.

The total number of persons vaccinated during the year was 907,790: 854,317 primary and 53,403 re-vaccinations were effected. This gives a net increase of 52,180 or 6.51 per cent. in primary vaccinations and a net decrease of 9,958 or 15.72 per cent. in re-vaccinations. The rate of decrease in primary vaccinations amongst British troops was very high, 37.20 per cent. On the whole there was an increase of 42,222 operations or of 4.88 per cent. on the results of the previous year.

Primary vaccinations.

The following table shows the number of persons primarily vaccinated, as also the increase or decrease for each of the last ten years :—

Primarily vaccinated.	YEARS ENDING 31ST MARCH.										
	1876.	1877.	1878.	1879.	1880.	1881.	1882.	1883.	1884.	1885.	1886.
Persons	690,030	732,184	670,055	501,069	586,501	642,505	720,323	702,206	826,965	802,207	854,367
Increase	41,545	24,532	56,004	86,818	62,833	34,759	..	52,180
Decrease	62,129	108,086	24,759	..

Re-vaccinations.

The decrease under this head was most marked in the Presidency Circle, Native Army, Central District, Western Gujarát, and British Army. The success in re-vaccinations was slightly more marked than in the previous year.

Age.

For purposes of vaccination there are three ages, viz. under 1 year, between 1 and 6 years, and above 6 years. The numbers under each age primarily vaccinated were respectively 587,894; 253,927; and 12,566. Thus out of every 100 persons vaccinated there were 68.81 infants; of these 66.14 were vaccinated successfully. Compared with the preceding year this rate was higher by 3.37 per cent.

Sex.

440,462 males and 413,925 females were primarily vaccinated. The re-vaccinated were respectively 31,710 and 21,693. The totals of persons operated on were males, 472,172; females 435,618.

Results.

There was a rise in the percentage of successful cases. In primary vaccinations the percentage of successful cases was 95.76: in total operations 94.11 per cent. In the previous year these percentages were 95.29 and 93.08 respectively.

Percentages of success reviewed by Districts and Circles.

The following table shows by districts and circles the percentages of success in primary vaccinations and re-vaccinations contrasted with those for the previous years :—

No.	Districts and Circles.	Percentages of Success in Primary Vaccinations.		Percentages of Success in Re-vaccinations.	
		1884-85.	1885-86.	1884-85.	1885-86.
1	Cutch Circle	99.17	99.00	90.43	71.43
2	Western Registration District	97.93	97.92	69.67	63.16
3	Eastern Gujarát Registration District	96.77	97.28	59.22	62.75
4	Sind Registration District	94.42	96.57	64.70	69.54
5	Presidency Circle	96.54	96.43	87.03	70.69
6	Baroda Circle	95.46	96.22	74.20	83.96
7	Southern Registration District	94.45	95.55	68.18	67.43
8	Central Registration District	96.50	95.06	64.82	65.71
9	Native Army	87.82	92.98	59.51	73.42
10	Aden, &c.	76.95	92.00	44.44	100
11	Western Gujarát Circle	90.32	91.71	63.30	65.14
12	British Army	92.99	91.26	77.55	79.51
	Average for the whole Presidency	95.29	95.76	65.11	67.77

In the "successful" primary vaccinations the percentages were lower than in the previous year in five out of twelve districts and circles. In the Eastern Gujarát, Sind, Baroda, Southern, Native Army, Aden, &c., and Western Gujarát Circles, they were higher owing to there being fewer "unsuccessful" and "unknown" cases than in the previous year.

The ratio to the whole population of protection by successful operations was higher than last year in all the districts and circles but lower in the British and Native Army. The ratio was lowest in the Western Registration District and Presidency Circle. In both British and Native territory it was 31·94 against 30·14 and 29·30 in the previous year. On the whole 31·94 persons of all ages per every 1,000 of the population were primarily vaccinated successfully against 29·84 in the previous year, 30·89 in 1883-84, 29·74 in 1882-83, 27·54 in 1881-82, and 24·60 in 1880-81.

Ratio of Protection.

In primary vaccinations the percentages of successful cases were higher than in the preceding year in Local Fund and Native State Establishments, and in Dispensaries and Native Army. The highest percentage was 96·39 under Local Fund, and the lowest 91·26 in the British Army. The next highest was 95·78 in Municipal and the next lowest 91·88 under Government. In re-vaccinations the lowest percentage was 50·11 in Cantonment and the highest 88·60 under Government.

Success of Establishments.

Animal vaccination was carried on in Bombay, Poona City and Cantonment, Broach Collectorate, and Rájkot. The operation of inoculating heifers was generally successful. Animal lymph alone is used in Bombay. In Poona, Broach, Jambusar, and Rájkot, both human and animal lymph were in use. Except in these places vaccination was carried on entirely from arm to arm and with human lymph.

Animal vaccination.

The total expenditure on account of vaccination is shown in the following table:—

Expenditure.

Establishment.	TOTAL EXPENDITURE.		Compared with the preceding year.
	1884-85.	1885-86.	+ Increase. - Decrease.
	Rs. a. p.	Rs. a. p.	Rs. a. p.
Provincial	1,16,994 2 7	1,13,913 7 0	-3,080 11 7
Municipal	24,611 7 3	27,350 7 0	+2,738 15 9
Cantonment	775 11 6	749 0 0	-26 11 6
Local Fund	82,473 12 4	83,025 10 0	+551 13 8
Native State	54,848 13 1	55,554 5 6	+705 8 5
Total	2,79,703 14 9	2,80,592 13 6	+3,996 5 10 -3,107 7 1 +888 14 0

The total cost for the whole Presidency including all charges was Rs. 2,80,592. The successful cases, excluding dispensaries and army, amounted to 831,290. The average cost per each successful case was annas 5-5 : or 4 pies less than in the previous year.

Taking the work of all the Deputy Sanitary Commissioners, Superintendents, Assistant Superintendents and Inspectors together there were 4,188 encampments, 80,105½ miles travelled in 8,364 days, and 315,207 children inspected in 13,507 villages. Out of every 100 persons operated on 34·72 were this year inspected, against 38·44 in the preceding year.

Total Inspections.

Inoculation was not practised anywhere in the districts.

Inoculation.

No instances were reported of any other disease but cow-pox having been communicated through vaccination.

Ill effects of vaccination.

In Bombay the compulsory Vaccination Act has been in force for 8 years and it has worked fairly well. The Karachi Vaccination Act has been working for six complete years. Great improvement has been effected in both towns in the number of children protected.

CHAPTER VII.—INSTRUCTION.

Education.

Income.

THE amount allotted to the Educational Department in the Provincial Budget for 1885-86 was Rs. 19,42,743, or deducting the Departmental receipts, Rs. 15,98,610. In consequence of reductions subsequently ordered by the Bombay Government savings to the amount of Rs. 1,90,431 were effected on the original allotment, but care was taken by the acting Director to prevent the weight of reduction falling on private enterprise.

The following Table shows the receipts of the Educational Department from Local Funds and other sources :—

	Rs.
Local Fund Cess	8,24,649
Fees,—Local	1,43,065
Subscriptions	18,453
Municipal Assignments	29,116
Interest on Endowments	2,781
Miscellaneous	36,471
Total	10,54,535

These receipts were slightly in excess of the receipts from the same sources in the previous year. The receipts from municipalities were as follows :—

	Rs.
Municipal rates	1,70,851
Fees	56,462
Endowments, &c.	339
Total	2,27,652

In the previous year receipts from these sources amounted to Rs. 6,158 only. In the year under report the municipalities were directed to take over charge of the primary, and in some cases of the secondary schools within municipal limits and defray their expenses. Previously municipal primary schools had been almost entirely supported by the district cess-payers. The transfer of all the schools within municipal limits to the municipalities concerned was almost completed within the year, and the large increase in the receipts of the Department from municipal rates is the result.

Expenditure.

The expenditure of the Department in 1885-86 is shown in the following Table :—

	Rs.
Expenditure from Provincial Revenues	14,09,138
" " Local Cess	6,85,153
" " Municipal Funds	2,41,999
" " Fees	9,12,013
" " All other sources	12,68,848
Total Expenditure	45,17,151

The following Table shows the details of the Provincial Expenditure :—

	Rs.
University	27,000
Direction	36,343
Inspection	2,08,787
Government Colleges (General)	1,44,259
" " (Professional)	96,345
Government Schools (Special)	90,210
" " (General)	3,60,628
Grants-in-aid—	
(1) Payments by results	1,38,524
(2) Other grants	34,026
(3) Building grants	1,27,762
(4) To Local Boards	2,73,868
(5) To Municipalities	83,600
Scholarships	26,824
Miscellaneous	19,664
Medical Schools	62,580
Dakshina Fund	19,183
Aden schools (<i>Imperial</i>)	7,560
Total Provincial Expenditure	14,08,179

The saving under this head has been already noticed. The largest savings were effected in Building Grants, Colleges for Professional Education, and Grants to Municipalities. The expenditure on the new buildings for the Wilson and St. Xavier Colleges was considerably curtailed, and the opening of the Veterinary College in Bombay was postponed. The delay in the transfer of schools to municipalities caused the saving in the grant to those bodies.

The expenditure of the Department from other than Provincial funds was as follows :—

	Rs.
Local Cess	6,85,153
Municipal Rates	2,41,999
Fees	9,12,013
Other sources	12,68,848
Total ...	31,08,013

For the reasons already stated the Local Cess expenditure was much less and the municipal expenditure much larger than in preceding years.

The following table shows the share which each class of school has enjoyed in the expenditure of the Department :—

	Rs.
Government Institutions	8,68,748
Local Board "	11,06,176
Municipal "	3,31,014
Native State "	7,88,726
Aided "	9,74,218
Unaided "	78,425
General "	8,70,294

The institutions classed as "General" consist of the University and the Government Offices for Inspection and Direction. Under this head the expenditure considerably exceeded that of the previous year in consequence of the inclusion of the fees and receipts belonging to the University.

The expenditure of the year may again be distributed as follows :—

	Rs.
On Arts Colleges	2,32,200
" Professional Colleges	1,01,598
" Secondary Schools	11,18,787
" Primary Schools	19,10,694
" Schools for Special Instruction	2,68,064
" Buildings	3,71,135
" General Charges	5,14,673

The result-grants awarded in the year amounted to Rs. 1,69,644, exceeding the Grants-in-aid amount granted in the previous year by Rs. 44,145. The increase was due to a rise in the number of registered schools and to the greater efficiency of the old schools. In addition to grants paid by results grants were paid to the institutions named below :—

	Rs.
Bombay Education Society's School, Byculla	5,280
Sir Jamsetji Jijibhai Parsi Benevolent Institution	6,000
David Sassoon's Reformatory	3,600
Sanskrit Class at Nasik	100
Fardunji Parsikh School of Industry, Surat	2,000
Rastomji Jamsetji Gujarati Schools	2,260
Church of England, Panchgani	417
Anjuman-i-Islam, Bombay	5,000
The Anglo-Jewish Association, Bombay	1,560
Grant for the education of destitute European and Eurasian children... ..	5,027
Sassoon Mechanics' Institute	300
Geographical Society	300
American Mission High School, Ahmednagar, for furniture	1,265
Free Church Mission High School, Poona, for furniture	500
Industrial School, Sirur, for half the initial expenditure of the first year	1,500
Endowment grant to the Scottish Orphanage, Mahim	5,000
Grant to an apprentice in the Small Arms Factory, Kirkee	120
Grant to boys maintained in the Apprentices' Home, Byculla	2,781
Total ...	42,990

The expenditure on new buildings amounted in all to Rs. 56,532. In addition to this Rs. 98,688 were given as grants-in-aid to Private Institutions and Rs. 12,234 were expended on Repairs, while Rs. 50,367 were expended by the Public Works Department on Educational Works, the principal of which was the restoration of the Vishrambag Palace at Poona.

The receipts of the Central Book Depot (including the balance of the previous year) amounted to Rs. 1,28,764 and the closing balance of the year was Rs. 1,09,764 Central Book Depot.

Five branch depôts for the sale of school books were closed in Sind, and the total number reduced to 218. The stock account of these depôts is shown in the following table:—

Receipts.	Rs.	Disbursements.	Rs.
Balance on 1st April 1885...	3,37,198	Value of stock sold during the year ...	2,10,59
Value of new stock received during the year...	2,46,238	Loss from reduction of prices and books written off ...	9,004
		Balance on the 31st March 1886...	3,63,832
Total ...	5,83,436	Total ...	5,83,436

The sale-proceeds of the year amounted to Rs. 2,10,599.

Attendance.

The following Table shows the number of schools maintained from the various sources and the average daily attendance:—

Institutions.	Number of Colleges and Schools.	Average monthly number on the Rolls throughout the year.	Average daily attendance.	Ratio of average daily attendance to the average monthly number.
<i>Maintained by the Department.</i>				
Colleges ...	7	1,043	959	.91
Forest Class ...	1	7	6	.85
Engineering Classes ...	2	96	80	.86
Agricultural do. ...	9	257	183	.71
Medical Schools ...	3	138	127	.91
School of Art ...	1	227	167	.73
*Drawing Classes ...	24	(1,468)	(1,179)	(.80)
Normal Schools for Masters ...	4	396	844	.86
Do. for Mistresses ...	2	83	69	.83
High Schools—				
Boys' ...	19	6,426	5,607	.87
Girls' ...	1	71	52	.73
Middle Schools... ..	26	3,674	3,193	.87
Primary Schools—				
Boys' ...	10	1,031	749	.72
Girls' ...	2	199	150	.75
Total ...	111	13,438	11,538	.85
<i>Maintained by Local Boards.</i>				
Agricultural Class ...	1	8	7	.87
Industrial School ...	1	125	99	.79
Middle Schools ...	47	1,082	883	.81
Primary Schools—				
Boys' ...	3,792	202,268	147,974	.73
Girls' ...	119	6,963	3,600	.60
Night-Schools ...	97	2,512	1,529	.60
Total ...	4,057	211,958	154,092	.72
<i>Maintained by Municipal Boards.</i>				
Middle Schools—				
Boys' ...	63	2,160	1,697	.78
Girls' ...	1	13	8	.61
Primary Schools—				
Boys' ...	417	57,191	43,552	.76
Girls' ...	117	7,728	4,689	.60
Night-Schools ...	43	1,393	806	.57
Total ...	641	68,485	50,752	.74
<i>Maintained by Native States.</i>				
Colleges ...	2	56	47	.83
Normal Schools for Masters ...	2	88	75	.85
Do. for Mistresses ...	2	12	10	.83
School of Industry ...	1	109	66	.60
Drawing Class ...	1	(315)	(291)	(.92)
High Schools ...	9	2,070	1,778	.85
Middle Schools ...	48	2,525	2,080	.82
Primary Schools—				
Boys' ...	1,470	84,315	63,961	.75
Girls' ...	133	6,710	4,260	.63
Night-Schools ...	93	2,387	1,480	.62
Police Schools ...	2	179	68	.37
Total ...	1,763	98,451	73,825	.74

* The figures within brackets are for children counted again under schools for general education.

Institution.	Number of Colleges and Schools.	Average monthly number on the Rolls throughout the year.	Average daily attendance.	Ratio of average daily attendance to the average monthly number.
<i>Aided by the Department or by Local or Municipal Boards.</i>				
Colleges	3	341	311	.91
Schools of Industry	5	155	126	.81
David Sassoon's Reformatory	1	223	223	1.
Normal Schools for Masters	1	56	54	.96
Drawing School	1	(18)	(14)	(.77)
High Schools—				
Boys'	31	8,273	7,063	.85
Girls'	11	1,013	823	.81
Middle Schools—				
Boys'	65	3,567	2,951	.82
Girls'	36	1,559	1,279	.82
Primary-Schools—				
Boys'	627	23,742	19,139	.80
Girls'	71	6,160	4,395	.71
Night-Schools	6	349	249	.71
Sanskrit Páthashálas	3	113	86	.80
Total ...	861	45,551	36,699	.80
<i>Unaided Schools.</i>				
High Schools	4	1,549	1,321	.85
Middle Schools (Boys')	16	1,392	1,138	.81
Primary Schools—				
Boys'	17	973	786	.81
Girls'	3	90	63	.70
Total ...	40	4,004	3,308	.82
<i>Police Schools.</i>				
Police Schools (British districts)	19	1,102	622	.56
Grand Total ...	7,492	442,989	330,836	.74
Figures for 1884-85 ...	6,726	412,914	306,290	.74

It will be seen that a considerable advance has been made since 1884-85. If to the total number stated above be added the number of schools that do not submit returns direct to the Educational Department the number of schools of all kinds in the Presidency was 10,456, and the number of children under instruction 531,127. Out of 36,966 villages 7,564 had elementary schools, and the average number of square miles to each village with a school was 24. Of the whole population the proportion under instruction was 2.29 per cent. The number of scholars at Drawing Classes, Technical Schools, High Schools (Boys'), Middle Schools (Boys') and Primary Schools (Boys' and Girls') was considerably higher than that in the previous year, and the net result of the year was an increase of 22,571 in the total number of scholars.

Donations were made to the Bombay University by the Thákor Sáheb of Gondal, and Mr. Haridás Veharidás Desai. The Government also offered to the University the sum of Rs. 3,000 for the Memorial Fund of the late Majmudár Manishankar Kikáni of Káthiáwár. For the Higher Examinations of the University 1,127 candidates appeared and 493 passed. Of these 320 were Hindus and 140 Pársis. In the previous year out of 848 candidates 432 passed. The large increase in the number of candidates was due to the institution of a new examination.

487 candidates from the 9 Arts' Colleges appeared for the Previous Examination at the University. Of these 142 passed. 246 candidates appeared for the First Examination for the degree of B. A. Of these 94 passed. Ninety-two candidates appeared for the Second Examination for the degree of B. A. Of these 69 passed. The most successful institutions were the Elphinstone College, the Dekkhan College of Arts, the Free General Assembly's Institution, Bombay, the St. Xavier's College, and the Fergusson College, Poona. The number of scholars on the rolls of the Elphinstone College was 258 and the average daily attendance 235. 100 freshmen were admitted in the course of the year. The number of scholars on the rolls of the Dekkhan College was 190 and the average daily attendance 138. The number of scholars on the rolls of the Gujarát College was 92 and the average daily attendance 51. At the Free General Assembly's College, Bombay, the number of

scholars on the rolls was 161 and the average daily attendance 126. The Chancellor's gold medal at the University Examinations was taken by a pupil from this College. Two Parsi ladies studied in the College with a view to taking the Medical degree. At the St. Xavier's College the number of scholars on the rolls was 139 and the average daily attendance 103. At the Fergusson College, Poona, the number of scholars on the rolls was 133 and the average daily attendance 82. The number of scholars on the rolls of the Rájaram College, Kolhápur, was 21 at the close of the year. The average daily attendance throughout the year was 28. The Scientific Exhibition held at this College has been alluded to in Chapter I. The number of scholars on the rolls of the Bhávnagar Samaldás College was 47 and the average daily attendance 19. All these colleges were maintained during the year in their usual high state of efficiency and the number of students in almost all the cases was not less than that of the previous year.

Professional Colleges
and Special Schools.

The number of students on the rolls of the Law School, Bombay, fell off from 180 to 173. The examination results were very fair. The Poona Law Class was attended by 64 students. The number of students at the Grant Medical College was at the close of the year 296, of whom 14 were women. The work done in the year at this College was extremely satisfactory, particularly good progress being made by the new class for women. The Government Medical Schools at Poona, Ahmedabad, and Haidarabad were attended by 155 pupils in all. At the College of Science, Poona, the number of students on the rolls was 225. The Science, Engineering, Forest and Agricultural, and Mechanical classes all worked well. Agricultural classes are attached to the High Schools at Dhulia, Ahmednagar, Belgaum, Násik, Sholápur, Surat, Haidarabad, and Nadiád. The largest attendance was at Nadiád: the Gujarát Agricultural Society throws open its farm at Nadiád to pupils at the High School. At Haidarabad the pupils are able to work on the Government Farm. The Engineering class at Haidarabad made fair progress. At the Sir Jamsetji Jijibhai School of Art, Bombay, the number of students on the rolls was 227 and the average daily attendance 167. By far the largest proportion of these were attached to the Elementary or Drawing School. In this school most satisfactory results were reported by the Examiners. Excellent work was done too in the Painting Atelier, two of the students having executed works of singular promise. The total number of Drawing Classes at the different schools and colleges was 32 and the aggregate attendance at them 4,033, against 2,713 in the previous year. The number of lads admitted to the Byculla Apprentices' Home was 11. 14 were discharged and 20 remained at the close of the year. The Ratnágiri Factory was worked with the usual success and the number of students on the rolls rose from 92 to 155. The average daily attendance at the Fardunji School of Art, Surat, rose from 28 to 36. Useful progress was made in this institution especially in the artisans' class. At the David Sassoon Reformatory the number on the rolls rose from 215 to 226. The work done here was of an efficient nature; 65 of the inmates attended schools, 60 received instruction in the workshops, 7 were employed in the Government Central Press, and 90 in the Bombay Mills. 4 small industrial schools received grants of varying amounts and did useful work in training the pupils as artisans and mechanics.

Matriculation.

The Matriculation Examination for the Bombay University was held at Bombay, Poona, Belgaum, Karáchi, and Ahmedabad. The total number of examinees was 2,262; of these 837 passed. 21 girls presented themselves for examination and 10 succeeded in passing. Of the passed scholars 647 were Hindus and 142 Parsis. The results of the examination were not so favorable as in the previous year, when out of 2,036 candidates 840 passed. The arrangements for this examination were much upset by the premature and illicit publication of the examination papers. The perpetrators of the fraud were not discovered. The University was compelled to hold a second hurried examination, and the inconvenience to which candidates were thus subjected possibly accounted for the falling off in the results of the examination. The following Table shows the percentage of success of the different classes of schools:—

	Candidates sent up.	Candidates passed.	Percentage of success.
*19 Government schools	609	329	52
12 Native State schools	178	112	62
†30 Aided schools	{ 11 European and Eurasian	46	60
	{ 14 Mission	72	38
	{ 5 Native Management	74	54
11 Other schools	{ 19 In the Presidency	78	37
	{ 2 In Berar	14	66
Private students	847	112	13
Total	2,262	837	37

* Of these, 1 is in Bombay and 18 in separate Mofussil towns.

† Out of these, 15 are in Bombay, 7 in Poona, 3 in Karáchi, 1 in Belgaum, 1 in Ahmedabad, 1 in Ahmednagar, 1 in Surat, and 1 in Haidarabad.

‡ Out of these, 7 are in Bombay, 1 in Belgaum, and 1 in Dhárwar.

The number of High Schools was increased by 3 in the course of the year, while the number of scholars increased by 1,798. Of the 3 new schools 1 was opened in a Native State and the other 2 were Aided Institutions. Of the increased number of pupils 224 belonged to Government schools, 332 to Native State schools, 1,086 to Aided and 156 to Unaided Institutions. The following Table shows the total number of schools and scholars contrasted with the figures for the previous year :—

Divisions.	1884-85.		1885-86.	
	Schools.	Scholars.	Schools.	Scholars.
<i>Boys' Schools.</i>				
Central Division	32	10,051	33	11,187
North-East do.	4	869	4	992
Northern do.	12	3,523	12	3,675
Southern do.	6	1,779	6	2,020
Sind	6	1,511	8	1,682
Total	60	17,733	63	19,556
<i>Girls' Schools.</i>				
Central Division	9	844	9	901
Sind	3	266	3	184
Total	12	1,110	12	1,085
Grand Total	72	18,843	75	20,641

Of the 63 schools 6 were maintained by the Educational Department, 1 by Native States, 22 were aided either by the Educational Department or by Local or Municipal Boards, and 4 were unaided.

In the Central Division the number of pupils at the Government High Schools at Satára, Thána, Ratnágiri, and Sholápur increased materially. Good progress was made at the Poona High School for girls which was visited in the course of the year by His Excellency the Governor of Bombay and His Highness the Gaikwád. Of the aided schools in the Central Division the Poona Native Institution, the new English School of the Dekkhan Education Society, the Convent Schools, the Cathedral School for boys, St. Patrick's School, St. Xavier's School, the Anglo-Portuguese School at Lower Máhim, all obtained good results at the yearly examinations. The grants obtained by the two first mentioned institutions were particularly large. The Native State School of Sávantvádi did very well. Among girls' schools the Cathedral School for girls, the Scottish Girls' School at Poona, and the Byculla Education Society's Girls' Schools received warm encomiums from the visiting inspectors. The Byculla Education Society's Schools for Boys, the Bishop's High School at Poona and St. Mary's School at Poona were all maintained in a high state of efficiency. The first mentioned school suffered a severe loss in the death of its head-master, Mr. Walters. The following Table shows the results obtained by the European schools that were examined in the course of the year :—

Name of School.	Standards.	Number examined.	NUMBER PASSED.						Percentage passed under all Heads.
			Arithmetic.	English.	History and Geography.	Second Language.	Needle work.	In all Heads.	
Cathedral High School (Boys), Bombay	I to VII	121	86	85	88	20	...	55	45
St. Peter's Boys' School, Bombay	I to VIII	71	60	62	47	13	...	51	72
St. Xavier's School, Bombay	I to VI	687	468	439	363	40	...	261	38
Antonio da Silva's Anglo-Portuguese School, Lower Máhim	I to VI	160	153	136	103	3	...	107	67
Victoria School, Poona	I to VIII	77	65	63	61	11	46	43	56
Convent School, Poona	I to VIII	105	102	92	70	4	94	77	73
Convent School, Fort	I to VII	51	38	50	37	10	48	37	73
Convent School, Byculla	I to VIII	52	52	51	31	2	51	46	90
Cathedral Girls' High School, Bombay	I to VIII	73	67	63	59	12	70	53	73
Total	1,397	1,091	1,041	859	115	309	730	52

Among the Unaided Schools of the Central Division the Proprietary School and the Fort High School continued to be maintained in a high state of efficiency. The other Unaided Schools, the Fort Imperial and Chandanwádi Schools, also made good progress.

North-East Division.

The total increase in the number of pupils at the High Schools at Dhulia, Násik, and Ahmednagar was 124. All 3 schools did well at the annual examinations. The number of pupils at the Mission School, Ahmednagar, rose from 115 to 185 and the progress made at the school was said to be good.

Northern Division.

The number of High Schools (11) in the Northern Division remained unchanged save that the Wadhwan High School was put upon the list. The attendance at the Government schools fell from 1,417 to 1,378. The progress made at the Surat and Ahmedabad High Schools was very fair, the latter school being particularly successful at the Matriculation Examination. The Aided Mission Schools at the same towns made fair progress. The Native State schools are in a peculiarly flourishing condition, especially the Bhavnagar, Rajkot, and Junágad schools. These schools not only did excellently well at the Matriculation and annual examinations, but also devoted considerable energy to cricket, foot-ball, and gymnastic training. The Navánagar and Wadhwan schools also did well.

Southern Division.

The attendance at the High Schools in the Southern Division increased by 241 boys. This increase was almost entirely confined to the Government High Schools. The attendance at the Dhárwár High School rose very considerably and excellent results were obtained at the matriculation examination. At the Kárwár High School the attendance increased largely. At the Sardárs and Mission schools at Belgaum, though the attendance fell off slightly, fair progress was made. At the Kolhápúr and Miraj (Native States) High Schools the attendance increased and fair results were obtained at the examinations.

Sind.

Attendance at the Government High Schools decreased by 61 boys but increased at aided schools by 150. Among the Government schools the Náráyan Jaganáth School at Karáchi did very well at both the Matriculation and annual examinations. Among the aided schools St. Patrick's School and the Grammar School fully maintained their already high reputations.

Middle Schools.

The general result of the year was an increase of 24 schools and 1,539 pupils. The number of Government Schools fell from 29 to 26 and the attendance from 4,068 to 3,756. The decrease was caused by the amalgamation of the Belgaum Anglo-Vernacular School with the Sardárs' High School, by the transfer of the Sukkur School to the Municipality, and by the closing of the Kunta School for the support of which local funds were insufficient. Arrangements progressed for the transfer of several of the Government schools to the Municipalities concerned. The number of Local and Municipal Board Schools increased by 3, and 1 new school was established in a Native State. The bulk of the increase took place in Aided and Unaided Schools, and will be alluded to in the remarks relating to the different Divisions. The following Table shows the total number of Middle Schools and the attendance in the year and also in the year preceding:—

Division.					1884-85.		1885-86.	
					Schools.	Scholars.	Schools.	Scholars.
<i>Boys.</i>								
Central	Division	77	5,403	86	5,776
North-East	do.	32	1,127	40	1,262
Northern	do.	45	3,428	50	3,854
Southern	do.	65	2,527	67	3,006
Sind	21	1,098	21	1,212
Aden	1	70	1	79
Total ...					241	13,853	265	15,189
<i>Girls.</i>								
Central	Division	23	1,356	23	1,414
North-East	do.	5	163	3	82
Northern	do.	3	61	5	100
Southern	do.	4	56	4	81
Sind	2	67	2	29
Total ...					37	1,703	37	1,706
Grand Total ...					278	15,556	302	16,895

Of the 302 schools 26 were maintained by the Educational Department, 47 by Local Boards, 64 by Municipal Boards, 48 by Native States, while 101 schools were Aided and 16 Unaided.

The Central Division showed a net increase of 9 Middle Schools and 431 scholars. The attendance at the Government Schools decreased by 116. The Poona Camp School, the Pandharpur School, and the 5 Government Anglo-Vernacular Schools in Bombay were maintained in a most efficient condition.

Central Division.

The condition of the 2nd Grade Anglo-Vernacular Schools maintained by Local Boards and Municipalities was on the whole good, 49 per cent. of the candidates passing the annual examinations. Under "Aided Schools" considerable changes took place, as 3 new schools were opened and 2 closed. Excellent work was done under this head by the Zenana Mission Girls' Schools in Poona, and the various Mission Schools were favorably reported upon. The Frere-Fletcher School especially did good work. 8 of the Aided Schools for Europeans and Eurasians were examined in the course of the year. Among these the G. I. P. Railway's School at Lanavli and the Roman Catholic schools at Bándora were said to be most efficient.

The Government Schools showed a slight increase in attendance and the results obtained at the examinations were satisfactory. The number of schools maintained by Local and Municipal Boards remained unchanged. The schools at Bhusával, Yaval, Jalgaon, Yeola, Málegaon, Vinchur, and Sátána were the most prominent. The number of Aided Schools increased by 5, of which 3 were Mission Schools: at the close of the year the Aided Schools included 9 Anglo-Vernacular and 5 English-teaching Schools. All these schools were well reported on.

North-East Division.

In the Northern Division the number of Middle Schools increased by 7 and the number of scholars by 465. There was a slight decrease in the attendance at Government Schools. Under Aided Schools there was an increase of 8 schools with 406 children. In Native States 2 new schools were opened and 2 closed. Most of the schools examined were reported to be in an efficient condition, particularly those in Native States. Of the schools for Europeans and Eurasians 8 were examined and reported to be doing useful work.

Northern Division.

In the Southern Division the Middle Schools increased in numbers by 2, and the attendance rose by 504 scholars. 1 Government School was closed and 1 amalgamated with an existing school. The Government, Local Board, and Municipal Schools were all reported to be in a flourishing condition, while in the Native States the attendance at the classes at Kolhápur, Miraj, and Jamkhandi increased very largely. At the 4 schools for Europeans the attendance fell off slightly.

Southern Division.

The number of Middle Schools in Sind remained unchanged, but the attendance rose from 1,165 to 1,241. Of the schools 1 only was a Government School.

Sind.

As far as European Schools were concerned the principal event of the year was the publication of a new Code by the Government of India. In making appointments to Government Service preference will be given in future to candidates who have passed the final standard prescribed in this new Code.

Schools for Europeans and Eurasians.

The number of pupils learning English in Colleges and Schools of all classes was 40,007 against 37,582 in the previous year. In the same way the number of pupils learning a classical language rose from 14,069 to 17,814.

Study of English classical Languages.

The number of Primary Schools for boys rose from 5,908 to 6,593, and the attendance from 375,049 to 391,680. The following statement shows the distribution of the schools over the several Divisions in the year and in the year preceding:—

Primary Schools (Boys).

Divisions.	1884-85.		1885-86.	
	Schools.	Scholars.	Schools.	Scholars.
Central Division	1,426	88,208	1,597	93,447
North-East do.	956	47,503	1,005	47,324
Northern do.	1,915	1,28,210	2,046	1,31,398
Southern do.	1,294	90,998	1,605	98,066
Sind	314	19,815	337	21,264
Aden	3	315	3	181
Total ..	5,908	3,75,049	6,593	3,91,680

The Government Primary Schools are the 10 practising or Model Schools attached to the different Training Colleges. All these schools were reported to have done useful work.

Government Schools.

The following statement gives full particulars concerning the Local Board Schools of the Presidency. The transfer of schools to the Municipalities accounts for the decreased number of schools. The large sums set free by this transfer were used in increasing the salaries of existing masters, &c., or in establishing new schools. The School Committees showed

Local Board Schools.

considerable interest in the schools under their charge and many indications were forthcoming that a healthy interest in education was being rapidly diffused by the recent extension of Local Self-Government. In Sind however a contrary effect was reported.

Statement showing the Receipts and Disbursements of the Local Boards.

Collectorates.	RECEIPTS.						EXPENDITURE.				Number of Schools on the Local Budget on 31st March 1886.	Number of Scholars in Local Schools on 31st March 1886.	Increase or Decrease of Local Schools during the year.	Increase or Decrease of Local Schools in Local Schools during the year.	
	Cess.	Provincial Grant.	Fees.	Municipal Grant.	Miscellaneous.	Total including Opening Balance.	Expenditure on Board Schools, including Aided Schools.	Town share of Cess made over to Municipalities in separate charge of Schools.	Extra Grant to Municipalities in separate charge of Schools.	Total.					
	Rs.	Rs.	Rs.	Rs.	Rs.	Rs.	Rs.	Rs.	Rs.	Rs.	Rs.	Rs.	Rs.	Rs.	
Central Division.	Pombay	30,742	11,563	20,332	22,500	627	60,308	59,599	59,599	59	6,017	+4	-35
	Poona	21,000	17,432	7,217	452	677	57,121	48,268	..	300	48,568	246	10,304	-22	-1,590
	Sholapur	24,442	10,800	4,836	..	465	68,219	34,750	..	660	36,410	191	7,577	+12	-940
	Thana	20,651	11,400	7,872	638	2,197	73,677	43,826	43,826	144	8,046	-23	-3,629
	Kolaba	43,067	17,654	4,466	338	628	45,047	31,190	..	1,066	32,256	100	6,114	-13	-2,125
	Satara	23,624	20,208	9,740	126	1,096	89,929	59,003	59,003	211	11,248	-26	-4,115
	Katnagiri	5,529	60	37,766	71,962	61,619	61,619	143	10,745	+8	-933
Total	1,60,565	1,05,106	59,988	24,164	43,455	4,76,353	3,35,255	..	2,626	3,37,881	1,094	59,101	-60	-13,367	
North-East Division.	Khândesh	66,791	20,360	10,782	1,700	2,082	1,27,394	91,303	..	5,174	96,477	373	15,926	-36	-6,143
	Ahmednagar	38,516	17,910	7,012	85	883	76,023	55,029	55,929	241	10,045	-10	-2,313
	Nasik	33,240	16,501	5,380	922	433	75,670	50,564	50,954	235	9,623	-21	-1,325
	Total	1,38,547	54,771	23,674	2,707	3,398	2,79,087	1,97,296	..	5,174	2,02,460	849	35,594	-67	-11,584
Northern Division.	Ahmedabad	40,252	15,960	5,201	1,144	3,343	82,113	43,512	519	1,175	45,206	109	10,407	-21	-5,291
	Kaira	54,023	10,528	8,252	..	2,045	99,512	64,426	64,426	209	16,131	+4	-2,397
	Panch Mahals	8,324	8,953	1,421	..	532	23,530	14,526	14,526	75	8,540	+2	-809
	Broach	1,03,330	2,486	4,207	..	6,731	91,198	52,389	52,389	216	10,859	+6	-2,638
	Surat	54,270	14,259	6,230	..	2,118	83,273	65,340	65,340	245	14,727	-27	-3,373
Total	2,60,190	51,306	25,311	1,144	15,369	3,79,676	2,40,193	519	1,175	2,41,887	914	55,714	-36	-15,064	
Southern Division.	Belgaum	36,284	17,048	9,410	90	2,179	66,627	62,011	486	787	63,284	213	16,210	+20	-1,592
	Dhârwar	61,802	21,745	14,805	..	4,340	94,938	89,102	89,102	364	24,945	+8	-5,610
	Bijâpur	36,113	12,264	7,046	..	1,608	60,371	50,060	50,060	252	11,268	+52	-100
	Kanara	19,057	12,530	4,374	300	514	38,741	34,393	496	2,000	37,489	116	10,242	+29	-141
Total	1,53,630	64,467	35,635	300	8,641	2,69,677	2,35,566	982	3,387	2,39,935	985	62,672	+109	-7,643	
Sind.	Karachi	22,726	5,688	98	36,985	14,682	..	678	15,360	42	1,603	-24	-2,412
	Haidarabad	31,830	4,535	271	634	10	40,841	39,397	39,397	60	2,622	-27	-2,256
	Thar and Parkar	2,500	1,020	6	4,322	2,925	2,925	8	683	-4	-338
	Shikarpur	44,998	3,162	..	662	14	76,371	49,413	49,413	88	4,167	-13	-3,286
	Upper Sind Frontier	10,318	1,532	2	31,152	7,773	7,773	17	647	-6	-237
Total	1,12,441	16,737	271	1,166	130	1,89,671	1,14,190	..	678	1,14,868	215	9,727	-73	-8,559	
GRAND TOTAL	8,23,308	2,92,497	1,44,879	29,591	70,993	15,93,464	11,22,400	1,501	13,040	11,37,031	4,057	2,22,808	-182	-56,217	

Municipal Schools.

In the Presidency Town the transfer of schools to the Municipality was postponed until the passing of the new Municipal Act. In the *Mofussil* towns the transfer, as already explained, was almost completed. Including Girls' Schools, 642 schools with 69,410 children were transferred in all. The full grant-in-aid from Government, which will not exceed one third of the cost of the schools, was estimated at about Rs. 1,28,000 a year for the ensuing 5 years. The schools were made over at different dates. The cost of maintaining the schools was (excluding the Government contribution) defrayed from local receipts such as fees, local fund cess levied within municipal limits, and special grants from the Local Boards. These special grants were not permitted to exceed the sum which bore to the total cost of the schools the same proportion as the number of children in the schools whose parents were payers of local fund cess on land outside municipal limits bore to the total number of children attending the schools.

In the Central Division the Poona and Sholapur Municipalities showed great zeal and energy in connection with their schools, the former body opening 3 new schools in the course of the year. In the North-East Division the attendance at Municipal schools fell off slightly. In the Northern Division there was also a falling off in the attendance, but some of the Boards did good work. In the Southern Division a large decrease in attendance was mainly caused by a close scrutiny of the attendance registers. In Sind the transfer was attended with successful results in the larger towns.

Native State Schools

In the Native States of the Northern Division a decided increase took place in the number of schools open and also in the attendance. In Kâthiâwâr, the Mahi Kântha, Pâlanpur, and Rewa Kântha Agencies excellent progress was made in the Fund Schools.

In all the Divisions considerable additions were made to the list of Aided Schools. The Mission Schools were as a rule well equipped and managed, while in the Native Indigenous Schools a tendency to adopt the Government system was observed.

A slight increase took place in the attendance at the Police Schools. The Poona, Satára, Násik, and Surat Schools were the most efficient.

The total number of Night Schools was 239 at which the attendance consisted of 6,758 pupils. Fifty new schools were opened in the course of the year. The efficiency of the schools varies with the local circumstances. In Thána excellent work was done by a Theistic Association which had established 9 night schools by the close of the year. On the whole the accounts given of these schools were encouraging.

The total number of unrecognized schools was returned at 2,964 and the attendance at 70,140 pupils. These schools include Vedic schools, Sanskrit schools, Ordinary Vernacular Schools, Mosque Schools, and Mission Schools. In most of them instruction is carried on on the traditional methods, and many of these schools have a strong antipathy to the Educational Department. Some of these schools in Sind are itinerant, accompanying the nomadic pastoral tribes in their wanderings.

The following Table shows the results obtained at the annual examinations by the Primary Schools in the several Divisions:—

Division.					Number of Schools.	Number of Candidates.	Number of Successful Candidates.	Percentage of Success.
Central	1,423	49,004	25,177	51
North-East	979	25,676	14,291	52
Northern	1,918	75,622	47,745	63
Southern	1,564	41,932	24,314	57
Sind	321	11,859	7,398	62

The number of Primary Schools for Girls rose from 402 to 445 and the number of children from 25,870 to 28,063. Of the schools 2 were Government and a large number Aided. The schools in the large cities were the most flourishing, and the Municipal Boards displayed an encouraging interest in the Girls' Schools transferred to their charge.

The number of Mahomedans at school rose from 54,148 in the previous year to 57,747. The advance was generally distributed but was more pronounced in the Central and Southern Divisions than elsewhere. In the Northern Division a reluctance on the part of the Mahomedans to learn English was observed, but elsewhere the Mahomedan community showed some signs of progress.

The number of children belonging to the Depressed Castes at school rose from 6,795 to 7,440. The schools conducted by Missions were the most efficient. In the North-East Division especially good progress was made with these schools.

The number of children at school belonging to Aboriginal and Hill Tribes rose from 2,622 to 3,321. Considerable activity was shown in the Northern Division, where some improvement in the schools for Bhils was effected.

The number of boys at the Rájkumár College, Rájkot, rose from 33 to 43. The Rájá of Kolhápúr entered the College in the course of the year. At the annual examination satisfactory results were reported, and the excellent tone prevailing among the students was commended. The students are encouraged to play cricket and other manly games and several have reached a fair degree of proficiency.

The *Tilukdári* Schools were maintained in a fairly efficient condition, the most prominent being that at Wadhván. A number of relations of chiefs attended schools in various parts of the Presidency. The school for Sardárs, Belgaum, was efficiently conducted and good accounts were given of the different chiefs there.

Details concerning the number of schools, etc., in the Native States will be found in Chapter I.

The number of students admitted to the Poona College for Masters fell from 90 in 1884-85 to 66, while at the Training College for Mistresses the number fell from 45 to 41. The number of wives who attended the College for Mistresses while their husbands were students on the male side, rose from 4 to 8, and 19 out of 24 candidates passed the final examination. His Excellency the Governor and Lady Reay twice visited the College, as did His Highness the Gáikwád. Good work was done at the Aided School at Ahmednagar, and at the 4 schools in Gujarát. The Maháalakshmi College at Gujarát contained 43 women at the close of the year. The examination results at this institution were excellent. The Rájkot College had 71 students on the rolls, here too the students not only did well at the examinations but excelled in cricket and foot-ball. The Barton Female Training College, Káthiáwár, made an excellent start and considerable interest was shown in the institution by the adjacent States. At the Dhárwár Training College there were 125 students, of whom 99 passed the different examinations. Of the students 70 were Bráhmans, 38 Lingáyats, and 23 Mahomedans. The school for Masters at Kolhápúr contained 17 students, and the class for Mistresses 4 students. At Haidarabad the number of students on the rolls of the Normal Schools was 28.

INSTRUCTION.

Education of different Classes.

The fund collected by the Lingayat Association at Dhárwár amounted to Rs. 65,000 at the close of the year. The Association maintained 2 scholars at the Dhárwár High School, 2 at the Dekkhan College, and 4 at the College of Science. In the course of the year the Maráthás started a similar fund for the benefit of their community at Poona, while the Mahomedans at Sind established a *Madrassa* with an influential committee. The establishment of an Arts College for Sind was planned and Rs. 58,119 collected and promises of a yearly grant of Rs. 10,000 obtained from the Municipalities.

The following Table shows the races or castes of the children dealt with in these remarks:—

	1884-85.	Per cent	1885-86.	Per cent.
Christians ...	9,779	2.2	10,582	2.2
Hindus { Bráhmans ...	87,810	20.0	90,228	19.5
{ Others ...	271,290	61.8	285,859	62.0
Mahomedans ...	54,148	12.3	57,747	12.5
Pársis ...	11,849	2.7	12,316	2.7
Jews ...	918	.2	933	.2
Aboriginal and Hill Tribes ...	2,622	.5	3,321	.7
Others	1	...
	438,416	...	460,987	...

Libraries, &c.

Three new libraries were opened in the course of the year at Kalyán, Sholápur, and Khárághoda. The Educational Museum and Library in Bombay was much used. The library at the close of the year contained 3,000 volumes. Rs. 3,520 were expended on the encouragement of literature. The Vernacular Committees reported on 79 books in all, 31 of which were printed or reprinted.

The *Dakshina* Fund.

Rupees 20,682 were expended from the *Dakshina* Fund. Of this Rs. 14,283 were expended on teachers and students and Rs. 4,524 were paid to authors.

General Remarks.

The transfer of the schools within municipal limits to the Municipalities caused the work of the Educational Department to be unusually heavy. A series of conferences to which managers of private schools as well as the Inspectors and teachers of Government Institutions were invited, was held at various centres early in the year. The recommendations thus made were discussed at a Departmental conference held in Poona and finally submitted to the Government with a revised draft of a complete grant-in-aid code.

Literature and the Press.

LITERATURE.

The total number of works registered during the year was 2,023, showing an excess of 394 over the number registered in the previous year. These works may be divided into 1,527 books and 496 periodicals, or into 1,855 (or nearly 92 per cent.) publications in Eastern languages, and 168 (or a little above 8 per cent.) publications in English. Among the 1,855 works in Eastern languages were included 487 books and 132 periodicals in Maráthi, 422 books and 289 periodicals in Gujaráti, 74 books in Urdu, and 100 books in Sanskrit, the remaining 351 works being divided among the other languages of the Presidency such as Kanarese, Hindi, Márvádi, and bi-lingual, tri-lingual, and quadri-lingual combinations.

English Works.

Of the 168 English publications, 93 were books and 75 numbers of monthly and quarterly periodicals. Of the former 66 were original works published for the first time, and 27 re-publications, translations, &c. The division of the original works according to the subjects treated therein shows that no books were published under the heads of *Drama*, *Fiction*, and *Philosophy*. The number of English publications in 1885 was less than that in the previous year by 6. The most noticeable English publications of the year were:—

(1) *Specification for the manufacture of chemical manures from materials locally obtainable in the raw condition.*—This work describes an easy method of preparing from ashes, lime, and ground bones a manure containing the "necessary ingredients of plant-growth."

(2) *Eminent Indian Patriots' series*—The *Honorable Dádábhai Navroji*. This is a brief sketch of the career of a Pársi gentleman of Bombay well known both in England and in India.

(3) *Notes on the mint towns and coins of the Mahomedans.*—This is a valuable compilation of numismatic information.

(4) *Horse-breeding in the Bombay Presidency.*—This work advocates the adoption of extensive measures by Government to improve the breed of country-bred horses.

(5) *A compendium of the castes and tribes found in India.*—This work is compiled from the Imperial census reports of 1881: it gives a useful sketch of the entire system of castes and tribes found in India.

(6) *Land Revenue policy of the Bombay Government and the taxation of sub-soil water at the forthcoming revision settlements in Gujarát.*—This work sharply criticises the operations and methods of the survey department, in Gujarát especially.

(7) *Organization of credit in Europe and India.*—In this work the condition of the Indian cultivator is contrasted with the position of cultivators in France, Italy, and elsewhere, and various methods are suggested by which the condition of the Indian cultivator may be improved.

(8) *Ancient India as described by Ptolemy.*—This is the fourth volume of a series of annotated translations of the works of classical writers that relate to ancient India.

(9) *A Khoja's tour in Australia.*—This is the diary of a three months' voyage to Australia and back: it is intelligently and pleasantly written.

Of the total number of English books 51 were written by natives, 40 by Europeans, and 2 by Natives and Europeans conjointly. Of the works by Natives numbers (2), (3), and (6) were the most important.

The old established English periodicals which continued to be published during the year were the *Indian Antiquary*, the *Orientalist*, the *Orient*, the *Quarterly Journal of the Poona Sārva-janik Sabhā*, and the *Purāns*. To these was added during the year the *Taprobanian*, a *Dravidian journal of oriental studies in and around Ceylon in Natural History, Archæology, Philology, History, &c.*, which is published every two months. English Periodicals.

The total number of Maráthi books published in 1885 was 487 against 315 in the previous year, showing an increase of 172. As usual books have been written to a larger or smaller extent on all subjects except "*Voyages and Travels.*" The works on *Drama and Fiction* are the most numerous. Some of the works of this class are well written and are interesting and calculated to convey a sound moral. Most of them are *Prahasans* or farces and treat of love matters. A few are written with the object of decrying high education, especially among the female sex. The people of India are conservative in principle and a large majority of them dislike the imitation by Indian women of the education and social liberty of their sisters of the West. They fear that the education which the so-called reformers propose to give to their daughters and sisters is likely to make them irreligious and insubordinate and therefore less useful in the management of the household. The teaching of reading and writing vernacular and Sanskrit is not so much objected to, but English education is abhorred by them as utterly unsuitable and injurious. In support of their assertions they point to a large number of educated men turned out by high schools and colleges who dislike the religion, manners, and habits of their ancestors. The question of early marriages recently brought forward by Mr. Malabári has engaged much public attention and the evils of girl marriages are treated of in several dramas and farces. The cause of widow marriage is ridiculed in two small pamphlets. Under *Biography*, the *Padyarupa Ahilyábái Holkarin ichen charitra*, or the *life of Ahilyábái Holkar in verse* gives a brief life of Ahilyábái, the widowed daughter-in-law of Malháráv Holkar, the founder of the Indore State. She possessed great abilities and tact and was a renowned ruler. Her name is highly respected and gratefully remembered by the Maráthás. She is considered an exemplary character and is highly venerated. *From Log Cabin to White House: the Story of President Garfield's life* is a valuable addition to Maráthi literature. The works on *Fiction* include some good books. *A Series of Mirrors* inculcates the practice of domestic virtue in various spheres. The books of this series are translations or adaptations of Bengáli works. *Tina Rájakanyáncchi Goshta*, or the *Tale of Three Princesses* is intended to convey the moral that undue personal restraint makes women vicious and disobedient, while a sound moral education and reasonable personal liberty make them virtuous and dutiful. *Hambirráo and Putalábái or the Rebellion of 1857* is a readable story founded on some of the incidents of the sepy revolt of 1857. The work was presented to and approved by the Dakshina Prize Committee, which gave a prize for it. The work now appears in its second edition. Some numbers of the periodical work, entitled, *Aitihásik Nátyakathávali*, or a *Compendium of historical dramas and tales* contain a story about the invasion of India by Alexander the Great. There are seven books that are translations or adaptations of small but good English works on *Fiction* such as *Dinárbas*, a *tale, being a continuation of Rasselas, Prince of Abyssinia*, the *Secret Police*, the *Taming of the Shrew*, a *tale from Shakespear*, a portion of the *Arabian Nights*, &c. Almost all the historical publications are school-books with the exception of three which alone deserve notice. *Angre gharányáchá itihás*, or an *account of the Angre family* is said to be compiled from old records and traditions. The Angrias were Maráthá chiefs who ruled the petty State of Kolába in the Konkan and gained historical reputation for their naval achievements in the early days of British rule in this part of the country. (The) *real History of Kurga*, or the *treaty of the King of Kurga with the English* gives an account of the late Kurga State in the Madras Presidency. *Ceylon, ancient and modern*, contains a well written territorial and historical account of Ceylon conveying much useful and entertaining information. The book embodies the materials of two lectures delivered by the author in public meetings at Kolhápúr. Nearly half of the books under *Language* are written by low-paid Government or private schoolmasters. The *Alankárádarsh*, or a *work on rhetoric*, treating of the figures of speech with their illustrations, is a valuable addition to Maráthi literature which sadly wants books on scientific subjects. The *Abalá Sanjivan*, or the *causes of the untimely death of the women of India and their remedies* is a simple and popular description of the diseases contracted by native women during pregnancy, and after child-birth, and of some ordinary ailments to which women are particularly liable. Almost all the publications

under the head *Poetry* are reprints of old works upon legendary or semi-religious subjects. There are some original works, but with the exception of the following they do not deserve particular notice:—*An elegy on the death of Henry Fawcett*, a small work lamenting the untimely death of Mr. Fawcett whose important services to India are gratefully remembered and whose death is considered to be a national loss to this country; *Samádhi Shatávati or one hundred lines in verse about the tomb*, is a pathetic appeal to the leaders of Hindu society in the Dekkhan and to Marátha princes exhorting them to pay honor to the memory of Shiváji, the founder of the Marátha Empire, by subscribing funds for repairs to his tomb at Ráygad. This appeal was not responded to by the public, but the request made to Lord Reay through the Native Press, having succeeded in obtaining the sanction of Government for repairs through the Public Works Department, his Lordship was praised for his sympathy for natives and appreciation of antiquarian works. *Vijan Puri, or the Deserted Village*, is a tolerably well executed translation in verse of Goldsmith's *Deserted Village*. The *Vyavahárapadya Saharsa* or a thousand verses on various subjects by Keshav Sadáshiv Risbud is a valuable poetical work. The style is simple and pure, and the sentiments expressed are noble and elevated. Of the two works on *Politics*, one briefly describes some of the prominent acts and measures of Lord Ripon's administration, and the other work gives an analysis of the Bombay Local Boards Act, and advises the people to exercise great caution and discretion in electing their representatives on the Boards. *Srishti Dnyán, or Natural Science*, a Maráthi journal issued monthly, is a scientific periodical, its chief aim being to spread a knowledge of natural philosophy and mixed sciences among the Maráthi-speaking population, and is a valuable addition to Maráthi literature. The other works on natural science are school geographical pamphlets written by subordinate schoolmasters.

Maráthi Periodicals.

To the old periodicals the year has added three more, namely, the *Nityupadeshak, or the Moralist*, a literary periodical; the *Vágvilás, or sport of language*, a literary and scientific periodical; and the *Bál Sumitra, or the childrens' good friend*, an instructive and entertaining periodical for children. All these are published at Bombay.

Gujaráti Books.

The Gujaráti books published during the year numbered 422 against 362 in the year previous. Of the total number of publications 84 per cent. were written by Hindus, 13 per cent. by Pársis, and 3 per cent. by Musalmáns. A taste for *Biography* is growing among the Gujaráti readers and lives of the Emperor Akbar, Peter the Great of Russia, and Ahilyábái Holkarin of Indore were written in the year. Of the 39 *Dramatical* works, 17 were based on mythological and other legends, 12 on social subjects, and the remaining 10 on love and other topics. Among the 12 publications on social subjects, 5 were written by Hindus, condemning child marriages and perpetual widowhood; and 6 by Pársis on social evils existing among their own community. *Káni Kubáinán Kartuk, or the misdeeds of the squint-eyed Kubái* is a witty and interesting story. The *Gujarát Rájasthán*, or the native states of Gujarát, is a short historical and descriptive account of the different large and small native states of Gujarát and Káthiáwár. The book is compiled from several English and Gujaráti works and other sources, and is a valuable gift to the Gujaráti-speaking population. *Máne Shikháman, or advice to a mother*, supplies suggestions for the management of children. The work is based upon the English book entitled "Advice to a Mother," and adapted to native manners and customs. Native medicines are prescribed in a few places. The book is a prize essay approved and rewarded by the Gujarát Vernacular Society. Among the *Miscellaneous* works in Gujaráti, monthly or periodical numbers of translations of several well-known Puráns are issued, such as the *Rámáyan, Mahábhárat, Matsya Purán, Shiva-purán*, and a few others. The Patriotic Association of Baroda still follows its praiseworthy course of issuing at a very small price, as a pie or two, small tracts on useful subjects. *Purátan Atash Khánán, or ancient fire temples*, contains a brief account of the ancient fire temples in Persia, and a short paper showing that the followers of several other religions besides the Zoroastrians worshipped fire. *Vivek Váni yáne Ingreji ritbhátnun pustak, or the voice of wisdom or the book on English etiquette* is a small work giving useful information on some points of English etiquette. Most of the *poetical* works are reprints of the productions of old popular authors. Among the original productions are some small works praising Lord Ripon's administration, eulogies of some of the native princes, denunciations of the social evils of child marriages and ill-assorted matches, Jain legends, and several other works. Of the three works on *Politics*, two describe in brief the good works of Lord Ripon's administration, and the third, *Hind and Britania, a political picture*, is an allegory in which Indian patriotism laments the dependent and depressed condition of Hind (India). Most of the *philosophical* publications are reprints of old works on Vedantism. *Shehansháha Hoshangváli Jávidáne Kherad tathá Purátan Pársi Pádasháhaoni Nasihato or "Inexhaustible Wisdom" by Emperor Hoshang, and the precepts of other ancient Persian Emperors* contains moral and instructive precepts and philosophical reflections on divers subjects illustrative of ancient Persian wisdom. The authors of these precepts belonged to the Peshdádian, Kiánian, Ash Kiánian, and Sásánian dynasties. The publications on *Religion* are mostly made up of prayers and hymns of Jainism, Indian deism, and a few other Indian sects. *Yakna and the Gathas, with copious explanatory notes and an appendix*, are Zoroastrian ceremonial and other prayers translated by the light of the researches made by some of the well known scholars in France and Germany during the last 50 years in some of the ancient languages and religions of the East. Among the publications on *Natural Science* is *Anatomy, Human and Comparative*. It is a translation of Reverend H. J. Bruce's Maráthi work bearing the same title. It is a very useful work for Gujaráti students,

Another work on natural science is *Chamatkár Chandrika, or a collection of wonders*, giving a brief account of some of the wonders in nature, astronomical, chemical, botanical, physiological, &c. The book is entertaining and instructive to young students and is a valuable prize book.

There were 289 issues of Gujaráti periodicals during the year under report against 215 in the year previous. Twelve new periodicals were published. Gujaráti Periodicals.

The number of books published in Urdu during 1885 was 74, *i. e.* nearly the same as that in 1884. More than half of them were reprints. None treated of *Biography, Law, Medicine, Philosophy, Sciences, or Voyages and Travels*. There was only one publication under *Arts*. It was a translation on the subject of military drill, sword exercise, &c. The 12 *dramatic* works were small and written specially for the stage. The only book calling for special notice is the *Hazár Masayil, or one thousand questions*. It is included under the head of *Miscellaneous* publications and contains one thousand questions asked by a Jew of the Prophet Mahomed. Urdu Books.

The remaining modern languages spoken in this presidency, namely, Hindi, Márvádi, Kanarese, Brij, Hindu-Sindi, Arabic-Sindi, and Pashtu are in nearly the same state of backwardness in which they were in the year previous so far as the progress of literature is concerned. The total number of books published in them collectively was 84 against 57 in 1884. The following books are worth notice:—The single *biographical* work in Hindi entitled *Bhakta Málá, or the lives of saints* contains short accounts of some of the ancient and modern Hindu saints. The information given about the former is collected from the Hindu Puráns and that about the latter, who were mostly residents of Upper India, is gathered from traditions. Under the head of *Philosophy* in Hindi are three important works. *Svámí Chidghanánandgirikrító Nyáyaprakásh, or the light of the Nyáya philosophy* by Svámí Chidghanánandgiri, is an exposition of the Nyáya philosophy founded principally on the Nyáya Sutras of Gautama and the Vaisheshiká of Kanádnuni which is not so much a branch of the Nyáya system as a supplement to it extending the Nyáya to physical enquiries. The work is apparently intended for the guidance of those to whom the original Sanskrit works are inaccessible on account of their ignorance of that language. *Atmapurán, or a treatise on the soul or supreme spirit*, is a translation of the original work in Sanskrit bearing the same name by Svámí Shankaránand and of portions of the commentary on it also in Sanskrit by Pandit Kákárám. The "Atmapurán" is not to be found in the authorized list of the eighteen Puráns, but is a modern work written after the model of a Purán. It is an amplification of and a commentary on the Upanishads, the philosophical treatises appended to the different *Shákhás* or branches of the Vedas. The work contains subtle discussions on the doctrines of Vedantism interspersed with introductory stories borrowed from the *Upanishads* themselves. The single Kanarese publication under the head *Travels and Voyages* is entitled *Dakshin Yátrá Charitra, or an account of the pilgrimage to the holy places in the South*. It is an account of the holy places of the Hindus such as Udapi, Subramhan, &c., visited by the author in his pilgrimage to sacred shrines in Southern India. The single work in Brij under the head *Arts* is entitled *Gáyán Ságar, or the ocean of vocal music*. It gives an explanation and examples of different modes of singing and their modifications. The two publications on *Biography* in Arabic-Sindi are the first and second editions of a short biography of the well known Persian poet Shekh Sádi. Books in other modern languages.

Of the classical languages Sanskrit shows the largest number of works published in the year under notice, Persian coming next, and after that Arabic. Hebrew has had two publications only. Ninety per cent. of the works in Sanskrit, Persian, and Arabic are republications of old books and *Religion* is the principal subject treated. Of the 100 Sanskrit publications of 1885, 9 are original. Among the re-publications are to be seen fresh editions of the *Bhágavata*, the *Rámáyana*, some of the *Upanishads*, *Panchudáshí*, *Deví Bhágavat* and some other Puráns, *Vrataráj* and some other works on religion, *Sídhánt Kaumudí*, and a few works on language. The *Vyákarana-Mahábháshya* of Putanjulí, Vol. III. part I. and Vol. III. part II. is a valuable addition to Sanskrit literature. The *Satik Guruchandrodaya Kaumudí, or the glories of the Guru or spiritual guide, together with a commentary* sings the glories of Guru Nánák, the founder of the Sikh religion. He is stated to be an incarnation of God, the last (Kalki) of the ten incarnations of Hindu mythology, and is styled the protector of the Vedas and the defender of Hinduism. Out of the 19 Persian publications, one is an original work entitled *Mukhammas Karimá, or verses composed of five lines, two of which are taken from Shekh Sádi's Karimá*. It contains verses on morality. The other *poetical* works are republications of portions or entire poems of some of the well-known poets of Persia such as Shekh Sádi, Hafiz, Jámi, and Mahomed Ibráhim. The four *Miscellaneous* works consist of reprints of books on dreams, fortune-telling, spells and magic, alchemy, and several branches of the black art such as conjuration, enchantment, sorcery, &c. In Arabic the total number of books published during the year 1885 was 8 as against 17 in 1884. None of them were original works. Sanskrit, Persian, Arabic, and Hebrew books.

Of books in more than one language the following deserve special mention:—*Vidhavádukhanivedana áni Punarviváhachyá Sushástratevishayin Vichár, or a representation of the miseries of widowhood and a consideration of the question of the legality of widow marriages*. The consideration of the re-marriage question given in the second part of the work is a clear and well written dissertation on the subject. Numerous authorities from Books in more than one language.

the Hindu Shāstras and Purāns sanctioning widow marriage are quoted, and the arguments of the opponents are noticed. *Kavyetihasa Sangraha*, or a collection of old histories and poems, a monthly serial, has attained its eighth year continuing to place before the public unpublished old chronicles, historical and biographical, and unpublished old poems both Maráthi and Sanskrit. Some of the issues of this serial contain interesting writings rescued from oblivion and destruction such as chronicles of the family of the Rájas of Nágpur and Indore. *Cutch Mahodaya*, or address to His Highness Mahárájádhiráj Mirzá Maháráo Shree Khen-gárji Bahádur on his installation, from the people of Cutch, contains original Sanskrit poems. *The Nitis'ataka and Vairágyas'ataka of Bhartrihari*, with extracts from two Sanskrit commentaries edited with notes, Bombay Sanskrit Series, No. XI., contains two short poems attributed to Bhartrihari. The first praises virtue and condemns vice, and the second shows that worldly pleasures are insipid and worthless, and ought not to engross the mind of a wise man. A learned preface and critical and explanatory notes are added to the edition. A fine edition of *Raghuwans'a of Kálidás for the use of high schools and colleges* is noticeable. Besides the commentary of Mallináth and copious extracts from the commentaries of Hemádrí Charitravardhana, Sumativijaya, &c., it contains a literal English translation with notes in Sanskrit and various readings. The present edition is carefully compiled and copiously annotated. *The Journal of the Bombay Branch of the Royal Asiatic Society*, (Vol. XVII, No. XLIV.) Extra number, contains Professor Peterson's Report on the search for Sanskrit manuscript in the Bombay Circle, 1883-84. This is the second report of operations in search of Sanskrit manuscripts in the Bombay Circle, which comprises besides the Presidency of Bombay, Rájputána, Central India, and the Central Provinces. The Sanskrit library of the Mahárája of Alwár, a Native State in Rájputána, was searched and supplied some interesting works. *The Legends of the Panjáb* published in monthly numbers in Panjábí and English with footnotes contain some interesting stories. A dictionary, *English, Maráthi, Gujaráti, and Sanskrit*, issued in small parts, appears to be compiled with some care and is likely to prove of great use to students of these languages. A dictionary of the Persian and English languages, designed for the use of Military and Civil Officers and Schools, is also a carefully compiled lexicon useful to the students of the Persian language. During the year the number of books printed in each of the languages spoken in the Presidency (excepting Portuguese, Kanarese, Márvádi, Afgháni, and Arabic) has increased. Excepting books on miscellaneous subjects the largest number of books printed was books of poetry, 324. Books on language numbered 197, books on religion 110, and books on science 93. Dramas and books of fiction numbered 91 and 83 respectively. Books on history numbered 52, books on medicine 46. Books on philosophy numbered 91. Books on other subjects were fewer, the smallest number being books of voyages and travels which numbered 3 only. Comparatively few of the vernacular publications of the year were written by graduates of the University, and on the whole the publications hardly as yet correspond with the facilities afforded for education in the Presidency.

One feature of the year was the publication for the first time of books in Hebrew. Of the total number of publications of the year 65 per cent were printed at Bombay in 68 presses, and the remainder were printed up-country. 305 works were registered for copyright during the year, of which 245 were private and 60 Government publications.

General tone,

The general tone of the registered publications was unobjectionable and moderate. One publisher was convicted and fined by a criminal court for publishing an obscene work.

VERNACULAR PRESS,

The principal vernacular languages of the Bombay Presidency are Maráthi, Gujaráti, Kanarese, and Sindhi. Newspapers are published in all of these languages; but the number published in Kanarese and Sindhi is comparatively limited. Newspapers are also published in Urdu (1), Persian (1), and Arabic (1), the latter having been started during the year under report. At the close of the year there were in all 104 newspapers and 37 magazines: in the previous year these numbers were 94 and 32 respectively. The number of newspapers was increased by 11 during the year: the new publications included one English and two Anglo-Maráthi newspapers. One Persian newspaper fell out of publication during the year. Magazines increased by 5, 6 having been started during the year and 1 having ceased to be published. Neither the newspapers and magazines that died out during the year, nor the fresh ones that were published for the first time, were of any great importance.

Newspapers.

4 English newspapers are published, 11 Anglo-Maráthi, and 48 Maráthi. 5 Anglo-Gujaráti papers are published and 23 Gujaráti. Of the 4 English newspapers the *Sind Times* is published in Karáchi, the *Indian Spectator* and *School Teacher* in Bombay, the *Marátha* in Poona. These papers contain original matter and extracts from the English press. Their tone is, as a rule, fairly moderate. Of the 11 Anglo-Maráthi newspapers the *Indu Prakásh* and *Native Opinion* are the two most influential. Of the 48 Maráthi newspapers the *Kesari* has the largest circulation. Of the 5 Anglo-Gujaráti newspapers the *Gujarát Mitra* is the most influential. Of the 23 Gujaráti papers the *Bombay Samáchar* and *Jáme Jamshed* are the most influential: the former is conducted remarkably well. The *Parsi Punch* is an illustrated comic Gujaráti paper. None of the Kanarese newspapers command a wide circulation. The *Kushful Akhbár*, the only Urdu paper, is of 33 years standing, but its circulation is but small. The Persian newspaper, the *Mufarrehiul Kutub*, is in much the same plight. The Arabic newspaper is a very small sheet.

There are 1 English quarterly magazine, 9 Maráthi monthly magazines, and 27 Gujaráti magazines, of which 2 are quarterly and the rest monthly. The English quarterly magazine is the quarterly journal of the Poona Sárva-janik Sabha. This paper is an important political organ, in which the proceedings of the Presidency Association are published. Of the remaining magazines some are devoted to special objects: the *Stri Bodh* has taken up the cause of female education, the *Kaira Khetwádi Patra* aims at the diffusion of agricultural knowledge, the *Nityopadeshak* is devoted to the discussion of moral subjects.

The *Kesari* issues the largest number of copies (4,700) among the newspapers. The *Rást Gofar* (1,750), the *Din Bandhu* (1,650), the *Bombay Samáchar* (1,300), the *Kaisar-i-Hind* (1,100) come next in order of circulation.

The introduction of the revision survey rates was unfavourably criticised. It was alleged that these rates were excessive and left the cultivator no margin of profit. The financial statement of 1885-86 was considered unsatisfactory since it gave no hope of the repeal or readjustment of the license-tax the remission of the duty on rice, or the lowering of salt duties. A desire was expressed that the import duties on cotton-goods should be re-imposed.

The recommendations that a competitive examination for the admission of natives of India to the Covenanted Civil Service should be held in India, and that the existing age limit in connection with the Civil Service Examination now held in England should be modified, were constantly repeated.

Many complaints were made against the working of the forest laws, especially in the districts of Thána, Dhárwár, Ratnágiri, and Belgaum. The working of these laws formed the subject of a theatrical representation during the year. The general conduct of the police and the aggressions of the servants of European officers on tour in the districts were descanted on at the same performance. This performance was generally approved of by the vernacular press.

The operation of the new A'bkári rules was denounced as oppressive. It was maintained that in consequence of the dearth of toddy many of the cultivating classes were deprived of a useful remedy against fever and night-blindness.

The action of the English Government in avoiding a war after the Penj-Deh incident was cordially approved of. The annexation of Burma was strongly condemned.

Various judicial decisions were favourably or adversely criticised. A decision of a Judge of the High Court to the effect that there was no authority in English or in Indian law under which a husband could enforce conjugal rights was denounced as revolutionary and alarming.

It was generally urged that natives of India should be permitted to enrol themselves as members of Volunteer Corps. The establishment of a fund for supplying medical aid to the women of India met with hearty approval. The establishment of the new Presidency Association at Bombay was heartily greeted, and great interest was taken in the candidature of Mr. Lal Mohun Ghose at Deptford. The working of local self-government was anxiously watched. Many complaints were made regarding the overcrowding in 3rd class railway carriages and the manifold discomforts undergone by 3rd class passengers. The insecurity of life and property in Káthiáwár and the constant occurrence of highway robberies in that Province gave rise to many complaints. The usual grievances of the Native Press—viz. the necessity of disestablishing the Christian Church in India, the repeal of the Arms Act, the more extensive employment of natives in the higher departments of the State, the extravagance of the system of Government, the injustice of establishing punitive posts, the vastness of the power exercised by Political Agents in Native States and its misuse—all these subjects received their full share of attention.

3 Anglo-Maráthi and 1 Maráthi newspaper are published in the Province of Berár. There is also one magazine. The Berár newspapers confine themselves principally to discussing the details of the local administration. Their tone is loyal and several useful suggestions have been made by them.

BOMBAY BRANCH OF THE ROYAL ASIATIC SOCIETY.

Fifteen new members were elected in 1885, 13 members withdrew, 1 died, 2 retired, and 4 were transferred to the list of non-resident members. The total number of subscribing members on the rolls at the close of the year was 159 of whom 17 were non-resident and 9 life members. 63 non-resident members were also on the rolls.

The following papers were read at meetings of the Society:—Paper on the Auchityálamkara of Kshemendra with a note on the date of Patanjali, by Dr. Peterson; Transcript and Translation of the Bhitari Lat Inscription, by Dr. Bhagwanlal Indrají; Paper on 5 copper plate grants of the Western Chalukyan Dynasty, by Mr. Fleet; Paper on an inscription from Kotah, by Dr. Peterson; Paper on the date of Patanjali, by Dr. Bhandárkar; and a note on Bádarayana, the author of Brahma Sutras, by the Honorable K. T. Telang. A paper in Sanskrit on Indian studies was also read by Count A. de Gubernatis.

The total issues during the year were 17,332 volumes of new books (including periodicals) and 7,361 of old books. In the previous year these issues were 17,113 and 8,659 respectively. 621 new books in 730 volumes were purchased for the library. The number of books, pamphlets, &c., presented to the Society was 141. Most of these works were given by the various Indian Governments. Among the more valuable works

presented was that of Dr. Forbes Watson on the Textile Manufactures of India. The newspapers and periodicals subscribed for numbered 171 in all.

Museum.

The collection of coins was enriched by several valuable additions from all parts of India. The new regulation, under which all old coins not of British mintage found in British territory are to be acquired by the District Officers and sent to the numismatic experts of the Society for examination, is expected to have valuable results.

Finance.

The subscriptions received by the Society in the course of the year amounted to Rs. 9,838, and at the close of the year the balance to the credit of the Society was Rs. 2,338. The invested funds of the Society amount to Rs. 7,500.

SASSOON MECHANICS' INSTITUTE.

At the close of the year the number of members belonging to the Institute was 568, of whom 121 were life members, 6 honorary life members, and 441 ordinary members. The number of volumes in the library was 9,334: 799 volumes were added in the course of the year. The average daily number of books in circulation was about 1,000.

Subscriptions for the much-required Lecture Hall amounted to Rs. 22,000 at the close of the year. The total sum required is Rs. 30,000. As regards the Specifications of Patents the number of volumes in the book-cases (3,172) remained unaltered. Two unopened packages together with three more received in the course of the year remained unopened for want of accommodation.

Lectures.

The Lectures for 1885-86 were delayed owing to various causes until the Session had closed.

MEDICAL AND PHYSICAL SOCIETY.

The usual monthly meetings of this Society were held throughout the year and 21 papers were read while 27 cases and 12 specimens were bought. Two volumes of transactions were published. The death of Dr. S. Arjun in April, 1885, deprived the Society of an esteemed member.

Arts and Sciences.

VICTORIA AND ALBERT MUSEUM.

Additions.
Natural History.

In the course of the year the Museum was transferred to the Bombay Municipality. The additions made to the collections were numerous and important. In the Natural History Division (Mammals) 9 varieties of skins, 10 heads, and 32 skulls with horns were presented, and the skeleton of an elephant was also obtained. The most important heads presented were those of the Kashmir Sambhar, the Markhor deer from the Himalayas, and the Thibet sheep. This portion of the collection consisted at the close of the year of 13 specimens of larger and smaller mammals mounted in England and India, 30 stuffed specimens of smaller mammals, 10 heads, 55 skulls with and without horns, 8 pairs of horns, 17 skins, and 18 osteological specimens. 20 varieties of birds from Khandala were presented in the course of the year, an emu and a wild goose were received from the Victoria Gardens, and the collection at the close of the year consisted of 115 birds mounted in cases received from England, 126 mounted at the Museum, and 900 unmounted varieties. Among Reptiles 3 specimens of *Naga Tripudians* were received, 6 of *Ptyas Mucosus*, 3 of *Zameais Fasciolatus*, 3 of *Gongylophus Conicus*, 3 pairs of *Tropidonotus Quinainciatus*, and specimens of *Passerta Myterujans*, *Python Molurus*, *Uromastix Hurdwicki* (12 pairs), and *Varanus Dracena*. All these specimens except the cobras were living at the close of the year. The whole collection consisted of 130 specimens preserved in spirit, and 5 stuffed and 30 living specimens. No additions were made to the collection of fishes which consisted of 60 specimens of fresh-water fishes preserved in spirit, 14 marine specimens also in spirit, 280 stuffed fishes from Zanzibar, 320 stuffed fishes from Bombay, and 20 stuffed crustaceans. The collection of insects consisted of 590 specimens of *Lepidoptera*, and 520 of *Coleoptera*. 15 specimens of corals and 10 of shells were added in the course of the year. The collection in all consisted of 150 specimens of corals and over 1000 of shells at the year's close. The Mineral, Fossil, and Botany collections all received small additions.

Anthropology.

The collection in the section of Ethnology consisted of some 400 specimens including plaster casts of the heads of some of the hill tribes of India. In the Artware section are included specimens of Ahmedabad and Surat *kinkhāba*, *sāris* and silk cloths from Surat, Thāna, Poona, and Yeola, *dhotis* from Ahmedabad, embroidery work from Sind, carpets from Poona, Belgaum, and Karāchi, silver work from Kutch, Bombay, and Aden, and many other specimens of the arts and manufactures of the Presidency and articles of domestic use among the people. The collection consisted of about 900 specimens at the close of the year. The collection of models of temples, agricultural implements, &c., was not added to. It consisted of 125 specimens. The collection of Medicinal Drugs consisted of some 400 specimens. The collection of Foods and Textiles consisted in all of 1,342 specimens of which 800 were foods, 100 dyes and mordants, 150 oils and oil-seeds, 200 fibres and textiles, and 92 cottons. The Archæological section was enriched by the receipt of 88 specimens of sculpture from the Panjāb. At the close of the year the collection consisted of 500 specimens.

Grants

Of the annual grants Rs. 1,800 were expended on Natural History, and Rs. 2,400 on Artware. The general public are reported to have shown a fair degree of interest in the museum in the course of the year.

CHAPTER VIII.—ARCHÆOLOGY.

THE operations of the Archæological Survey were mainly conducted under the supervision of the Head Assistant; but the Archæological Surveyor himself accompanied the survey party during a portion of the tour. The establishment was as follows:—

Head Assistant	1
Draftsmen	2
Photographic Assistant	1
Peons	2
			—	
				10

Three draftsmen were temporarily dismissed in consequence of the financial pressure and 1 voluntarily resigned. Early in the touring season the dismissed draftsmen were re-employed. The field season commenced on 2nd November 1885, when the party left Poona for Broach. At Broach further drawings were taken of the Jama Masjid. From Broach the party moved to Dabhoi, an ancient border town in His Highness the Gáikwád's territory. This town formerly belonged to the Anhilwáda kings of Gujarát, by whom it was adorned with fine buildings and fortifications. The gateways and temple of Kálka Máta are the principal objects of interest left. After the completion of the survey of this town the camp was moved to the Dhárwár District. In this district the temple of Basappa at Háveri was examined and excursions were made to Púr, Galaganáth, Harahali, and Narsapur. These four villages are situated on or near the Tungabadra river, which probably was at one time the east and south-east boundary of the Chalukyan kingdom. The Chalukyan style of architecture is not found at any distance to the east or south-east of this river. At all the above-mentioned 4 villages there are fine Chalukyan temples rich in beautifully carved stonework.

From Púr the party moved to Harihar, where the temple was photographed and most of the inscriptions copied. A "stone-circle" was examined at Ránebennur but without result. The camp moved on to Rattihali, where the temple was examined. This temple contains a fine sculptured group on the roof representing the Hoysala king slaying the lion. This was photographed and drawn to scale. The camp then moved to Balaganwi in Mysore territory. Here two more "Hoysala" groups were discovered, and also a pillar 30 feet high bearing on its capital a statue of the fabulous two-headed bird, Gandabherunda. An inscription on the base of the pillar states that "the Mahámandalesvara Chamundráya set up a column called 'Gandabherunda stamba' in Saka 969." This is the first instance in which a figure of this bird has been brought to the notice of the survey. Visits were next paid to Narsapur, where some interesting temples were found, in one of which are two beautifully carved and perforated windows with bars of figures representing scenes from the Rámayána. The touring season of the party terminated with a visit to Kakanur. During the season 67 drawings were made, 41 photographs taken, and 87 inscriptions copied.

CHAPTER IX.—MISCELLANEOUS.

Ecclesiastical Jurisdiction.

THERE are in the Presidency 3 branches of the Christian Church receiving State aid—the Established Church of England, the Roman Catholic Church, and the Established Church of Scotland.

THE ESTABLISHED CHURCH OF ENGLAND.

Clergy.

The total number of clergy attached to the Diocese of the Bishop of Bombay is 63. They are classified as follows:—

Classification.	No.	Remarks.
Chaplains	24	Two vacancies by death, one by retirement, one Chaplain absent on duty at Quetta, six absent on furlough or sick leave.
S. P. G.	12	Ten Europeans, two Natives.
C. M. S.	13	Ten Europeans, three Natives.
Society of Saint John the Evangelist	10	Eight Europeans, two Natives.
Railway Chaplains	3	
Master of High School	1	Does parochial duty as well as school work.
Total ..	63	

Chaplains.

Eight clergymen besides the Government chaplains receive allowances from Government. A fourth chaplaincy has been transferred permanently to the Lahore Establishment on condition that the Diocese of Bombay is relieved of the responsibility of providing a chaplain for Quetta. The Additional Clergy Society has added one Railway chaplain to its staff during the year.

Visitations.

The Bishop of Bombay visited the following places during the year:—Bhusával, Assirgarh, Dápoli, Mátherán, Málegaon, Násik, Pánchgani, Poona, Khandála, Manmád, Ahmednagar, Muzai Pimpalgaon, Imámpur, Mohuj, Shevgaon, Akhegaon, Ragli, Pimpalgaon, Tisgaon, Mehikri, Bihdápur, Koregaon, Bhokur, Wadáli, Chándi, Igatpura, Dhárwár, Belgaum, Kolhápur, Satára, and Bijápur.

Cemeteries.

The new cemetery at Pánchgani is ready for use but was not consecrated during the year.

Churches.

Two new churches were opened during the year—one in the city of Poona and the other at Dhárwár. St. Mary's Church, Poona, has been substantially repaired.

Schools.

Grants have been made by Government for the endowment of the Bishop's and St. Mary's schools at Poona. The Pánchgani High School has been included among the schools receiving the ordinary grants-in-aid by results. The new buildings of the Indo-British Institution approach completion.

THE ROMAN CATHOLIC CHURCH.

The Roman Catholic Church in the Bombay Presidency is under two ecclesiastical chiefs, viz., the Most Reverend the Archbishop of Goa, and the Right Reverend the Bishop Vicar Apostolic of Bombay.

The Apostolic Vicariate of Bombay extends from Quetta to Dhárwár. It counts 62 churches with 60 European priests and 20 coadjutors of the Society of Jesus, 26 indigenous priests and 67 European nuns of 2 religious orders. The number of members amounts to 22,639, of whom 3,430 are Europeans and 1,614 Eurasians.

Schools.

The Roman Catholic Educational Establishment comprises the St. Xavier's College, 3 High Schools, and 31 primary and middle class schools. There are also 4 Orphanages, a school for deaf-mutes, a Foundling Hospital, a Home for European widows, 2 poor-houses, and 3 leper-houses. The Roman Catholic Temperance Society, which counts 500 members, has built Temperance Halls for the soldiers at Ahmednagar and Kirkee.

There are 3 Goanese Missions, each under a Vicar-General. There are 75 churches attached to these missions. 90 Goanese priests are attached to these missions. The number of Christians connected with the missions is stated to be 104,860.

THE ESTABLISHED CHURCH OF SCOTLAND.

The sanctioned establishment of the Church of Scotland for the Presidency of Bombay is 4 chaplains. Besides these an acting chaplain is maintained at Mhow by the Church of Scotland Additional Clergy Society. Services are also maintained at Belgaum and Nasirabad. In all these cases a subsidy is granted by Government.

Establishment.

There are 6 church buildings in regular use for Divine Service. With the exception of the Mission Chapel at Belgaum, all are in exclusive connection with the Church of Scotland. These buildings are kept in repair by Government. Other buildings at various places are used for Divine Service. The aggregate regular attendance during the year has been 1,850 Europeans and 70 Native Christians.

Church buildings.

The Church of Scotland maintains 5 Sunday schools for Europeans and Eurasians at Bombay, Poona, Karachi, and Mhow. An Orphanage for Europeans is maintained conjointly with the Free Church of Scotland. Two mission schools for natives are maintained in Bombay, and 10 day and 1 night-school in Poona. All these schools receive grants-in-aid from the Government according to their results.

Schools.

OTHER CHURCHES.

The members of the Methodist Episcopal Church number 380, of whom 53 are pro-

Methodist Episcopal Church.

The Free Church of Scotland maintains 7 ordained ministers and 2 native pastors. It counts 300 European and 498 Native members and adherents. Regular Divine Service is held throughout the year at Bombay and Poona. The Bombay congregation conjointly with the St. Andrew's Established Church maintains two large High Schools for European boys and girls and a large Orphanage. For natives 9 Vernacular Schools, 3 High Schools, and 1 College are maintained. The aggregate attendance at these institutions is 1,634. 9 girls' schools (7 Vernacular and 2 Anglo-Vernacular) with an attendance of 521 are also maintained.

Free Church of Scotland.

The Baptist Church in Bombay has a congregation of about 80 persons and maintains 2 ministers. The church also supports a Sunday school with about 30 children.

Baptist Church.

Stationery.

The value of the stock on hand at the commencement of the year was Rs. 2,36,288. Receipts from all sources amounted to Rs. 2,59,050, while the value of the issues made was Rs. 3,11,980. The value of the closing balance of stock at the end of the year was Rs. 1,83,358.

As an experimental measure 150 dozen of pen-knives manufactured at Beypur were ordered. No complaints as to the quality of these articles had been received at the end of the year. The price paid was Rs. 3-12-0 per dozen. Specimens of pen-knives manufactured at Bombay were received in the course of the year, but were not purchased as the price was too high. These knives were of good quality. Enquiries were made concerning some pen-knives manufactured in the Panjáb, which were said to be cheap and of good quality.

Country ink powders were supplied at the rate of ans. 5 per doz. This rate was cheaper by 1 anna 11 pies than the rate of the previous year. 3,000 dozen bundles are required yearly.

Specimens of woollen cloth manufactured at various places in India were obtained and forwarded to the Inspector-General of Police. It was found that although some of the cloth was of good quality and suitable for police clothing the price was considerably higher than that paid at present for cloth obtained from England.

The rate paid for the brown paper manufactured at Bombay was reduced in the course of the year to Rs. 7-8-0 per ream. 1,300 reams were purchased in all. The use of country paper for printing the *Bombay Government Gazette* was ordered and a thousand reams obtained. The estimated saving that will result from this arrangement is Rs. 4,500 per annum. A cheaper and better substitute for the bleached Badámi paper used for making envelopes for ordinary correspondence in Government offices was discovered. For the new paper Rs. 1-1-8 per ream will be paid against Rs. 1-5-4 per ream, the price of the old. The use of country creamlaid foolscap paper for printing purposes was continued. 10,000 reams of this paper are required annually, and a yearly saving of nearly Rs. 20,000 has been obtained by the use of country-manufactured paper instead of paper imported from England. The country paper is manufactured at Morár. The use of country-made pewter inkstands instead of imported articles was continued, and a considerable saving effected.

The articles are made in Calcutta and their cost when delivered in Bombay is Rs. 4-10-10 per dozen against Rs. 7-3-2 per dozen, the cost of those imported from England Rs. 3-4-1 per dozen is also saved by the substitution of pewter for glass inkpots. Enquiries were made as to the quality of a blue-black ink manufactured in Bombay.

The total value of country stores purchased in the year was Rs. 39,625 against Rs. 12,242 in the preceding year. The amount saved up to date by the substitution of country made for imported articles was Rs. 10,555: a much larger saving is anticipated in the forthcoming year. Enquiries were set on foot as to the possibility of obtaining in the country suitable writing, printing and coloured papers, and every effort was made to give the country-made articles a fair trial.

General Miscellaneous.

PRINTING PRESSES.

Government Central Press.

The gross earnings of the year amounted to Rs. 34,22,100. The expenditure including wear and tear amounted to Rs. 2,43,630. In 1884-85 Rs. 3,38,789 were earned and Rs. 2,40,180 expended. Rs. 2,055 earned during the year under review are not included since the bills were not cashed or adjusted before the close of the year. The value of the Press plant at the close of the year was Rs. 1,63,610.

Value of work done.

The value of work done for the various Departments and Officers was as follows:—

	Rs.
Secretariat Departments	1,49,755
Government Officers at the Presidency	44,988
Compiler of the Bombay Gazetteer	3,022
Revenue and Magisterial Officers	40,141
Judicial Officers	13,483
Police Officers	4,345
Forest Officers	11,355
Survey and Settlement Officers	922
Medical Officers	1,700
Examiner of Public Works Accounts, Bombay	14,626
Archdeacons and Chaplains	145
Sanitary Commissioner, including Vaccination Officers	3,953
Political Officers	1,213
Educational Officers	11,897
Director of Agriculture	2,144
British Delegate for the Portuguese Treaty	269
Abkari Commission	296
Forest Commission	79
Miscellaneous Officers and cancelled Forms	2,727

Total Rs. 3,06,868

Commissioner's Press in Sind.

The earnings of the Commissioner's Press in Sind amounted to Rs. 25,384. In 1884-85 this amount was Rs. 27,563. A quantity of work was done of which the accounts were unadjusted at the close of the year.

The following statement shows the details of the work done in the past three years:—

	1883-84.	1884-85.	1885-86.
	Rs.	Rs.	Rs.
Vernacular Forms	8,971	10,783	9,207
Do. Book work	5,578	3,874	4,624
Sind Sudhar	1,453	44	32
English Books and Forms	7,281	8,650	7,411
Sind Official Gazette	3,476	3,887	3,705
Packing charges	322	402
Total	26,761	27,563	25,384

The value of the printing work paid for in whole or in part by the several Departments is as follows:—

1885-86.	1884-85.	1883-84.
Rs. 5,795.	Rs. 7,516.	Rs. 4,824.

Thus there is a decrease for the year under report of Rs. 1,821. This is principally caused by the fact that little work was done for the Municipalities or Local Boards during the year. The proceeds credited to the Government on account of the sale of books and subscriptions to the Sind Official Gazette amounted to Rs. 3,193 as compared with Rs. 1,541 and Rs. 1,559, the respective amounts in the two preceding years.

After deducting all salary and contingency charges (excepting charges for service stamps, dead stock, and conveyance) from the earnings of the Press the net profits amount

to Rs. 2,935. In the previous year the net profits of the Press amounted to Rs. 6,056. The reason for the decrease has been already explained.

GOVERNMENT PHOTOZINCOGRAPHIC OFFICE.

The following statement shows the total out-turn and cost of both "paid" and "unpaid" work during the year:—

Government
Photozincographic
Office,

Year.	PAID WORK.		UNPAID WORK.		TOTAL.	
	Number of copies of Forms and Maps issued.	Value.	Number of copies of Forms and Maps issued.	Value.	Total number of copies of Forms and Maps issued.	Total Value.
		Rs.		Rs.		Rs.
1883-84	87,781	18,639	2,372,098	31,279	2,459,879	49,918
1884-85	93,436	7,716	2,415,802	43,025	2,509,238	50,741
Increase ...	5,655	...	43,704	11,746	49,359	823
Decrease	10,923

The aggregate receipts for the year amounted to Rs. 57,055. In the previous year they amounted to Rs. 54,821. The total expenditure of the year amounted to Rs. 39,409. In 1883-84 this amount was Rs. 39,622.

The general result of the working of the year is a net profit of Rs. 17,645. The new steam lithographic machine was worked with much success and considerable savings are effected by its use.

PART III.

STATISTICAL RETURNS.

CHAPTER I.—STATISTICS OF PHYSICAL AND POLITICAL GEOGRAPHY.

A.—PHYSICAL GEOGRAPHY.

*Geographical Area of the Territories under the Civil and Political Control of the
Government of Bombay in 1886.*

Principal Geographical Divisions.	Total Area in Square Miles.
<i>British Possessions directly administered.</i>	
Northern Division	14,002
Central do.	37,415
Southern do.	24,652
Sind do.	48,326
Town and Island of Bombay	22
Total directly administered ...	124,417
<i>Native States.</i>	
GROUP 1: NORTH GUJARÁT.	
Cutch	6,500
Pálanpur	7,775
Mahi Kántha	9,300
Káthiáwár	20,559
Cambay	350
Rewa Kántha	4,837
Nárukot	143
GROUP 2: SOUTH GUJARÁT.	
Dharampor	794
Bánsda	215
Suchin	42
GROUP 3: NORTH KONKAN.	
<i>Marátha:</i>	
Khándesh Political Agency	3,840
Jawhár	534
GROUP 4: SOUTH KONKAN.	
<i>Marátha.</i>	
Janjira	324
Sávantvádi	921
GROUP 5: DECCAN	
Satára Feudatories	3,314
Akalkot	498
Kolbápur	2,816
GROUP 6: SOUTHERN MARÁTHA STATES.	
Southern Marátha Feudatories	1,836
Sángli	1,049
Savanur	70
GROUP 7: SIND.	
Khairpur	6,109
GROUP 8: Aden...	
...	70
Total Native States ...	71,896
Grand Total ...	196,313

CHAPTER I.—

B.—POLITICAL RELATIONS—

(1).—Statement showing Political Relations with

State.	In Subsidiary Alliance or Feudatory.	TRIBUTE IN MAN OR MONEY.		Population, 1881.	Prevailing Diseases.		
		Amount.	To whom payable.				
Cutch	Subsidiary alliance.	Rs. 2,00,000 Sicca Rs. for the expenses of a British Force.	British Government.	512,084	Ague, diseases of the eye and ear, rheumatism, syphilis, bronchitis, intestinal worms, and ulcers.		
Pálanpur Agency— Pálanpur	50,000	His Highness the Gáikwár.	576,478	Small-pox and fever ...		
Rádhanpur...				
Nine other States...				
Mahi Kántha— Idar	Tributary ...	30,340	His Highness the Gáikwár.	517,485	Fever, cough, itch, and ringworm. Fever, cough and bronchitis, liver complaint, dysentery, guinea-worm, vomica, venereal disease and cholera.		
Sixty-three smaller States	Do. ...	1,13,406	His Highness the Gáikwár, the British Government, &c.				
Káthiáwár, Junágad	Do. ...	66,604	British Government and His Highness the Gáikwár.	2,343,899	Cough, fever and skin diseases. Fever and cough Fever... .. Do. Fever and cough Fever, cough, and skin diseases. Do. do. Fever, cough, small-pox and skin diseases.		
Navánagar... ..	Do. ...	1,20,093	British Government, His Highness the Gáikwár, and Junágad.				
Bhávnagar	Do. ...	1,54,499	Do. ...				
Dhrángadra	Do. ...	44,677	British Government and Junágad.				
Porbandar	Do. ...	48,504	British Government, His Highness the Gáikwár, and Junágad.				
Nine Second Class States	Do. ...	3,07,299	Do. ...				
Six Third Class States... ..	Do. ...	1,13,525	Do. ...				
Nine Fourth Class States	Do. ...	1,08,362	Do. ...				
Cambay	Feudatory...	21,724	British Government.			86,074	None
Baroda
Rewa Kántha— Rájipla	Subsidiary alliance,	65,000	His Highness the Gáikwár.	543,452	Fever... ..		
Chhota Udepur	Do. ...	10,500	Do. ...				
Báriya	Do. ...	12,000	British Government.				
Lunávadá	Do. ...	12,000	Do. ...				
Bálásinor	Do. ...	6,000	His Highness the Gáikwár.				
		4,000	Do. ...				
Sunth	Do. ...	7,000	British Government.				
Narukot	Tributary ...	Rs. 41 in <i>Bábásdi</i> coin = British Rs. 35-12-5.	Do. ...	6,440	Do.		

POLITICAL.

NATIVE STATES.

Native States in the Bombay Presidency.

Gross Revenue.	Military Force.	Transit Dues or not.	Principal Articles of Production and Manufacture.	Remarks.
Ra. 19,43,695	Mounted 204 Foot 453 (a) 938	Not	Wheat, bajri, jowari and other grains of inferior quality:—cotton, silver articles, coarse cotton cloth, silk stuff, alum and saltpetre.	(a) 281 of the Police are Arabs.
13,25,000	{ 294 Horse 697 Foot... .. 248 Horse 362 Foot... .. 80 Horse 50 Foot	Levied... ..	Wheat, rice and sugarcane. Wheat and cotton. Wheat, cotton, bajri, jowari and mug.	
11,66,469	722	Do,	Wheat, gram, bajri, barley, mug, kori, baub, bajri, sarsav, vari, castor-seeds, til, sireav, mutt, jowari, urid, jowar, kodra, cotton, chilly, rice, sugarcane, marble, tak quarries, mines of red and white ochre, manufacture of country soap; cloth dyed and exported to Siam.	
22,00,000	5,384	Not	Grain, cotton, salt, wool and stone.	
22,00,910	3,121	Do.	Grain, cotton, salt, silk, cloth, gold and silver thread, lace, marble, &c.	
26,00,000	2,760	Do.	Grain, cotton, salt, copper and brass vessels, stone and stone-ware.	
4,00,000	854	Do.	Grain, cotton and salt; copper and brass vessels, stone and stone-ware.	
4,00,000	935	Do.	Silk cloth, stone, dungri and ghi.	
33,12,067	4,609	Do.	Grain, cotton, wheat, cloth, ghee, country soap, cornelian, dungri cloth, gilt nut-crackers, stone quarries, saddlery, stone and borax.	
7,55,000	1,730	Do.	} Grain, cotton, wool, pottery & carpentry.	
8,50,093	2,262	Do.		
5,94,331	590 (c)	Do.	Jowari, bajri, kodra, paddy, wheat, cotton, pulses, agate, cornelian stones, black cloth, cotton dhotars, sadis, silk ghats, &c.; three ginning factories;	(c) Wholly undisciplined.
.....	Levies transit dues.	Timber, cereals, cotton, opium, sugarcane and tobacco.	This State is under the immediate supervision of the Government of India.
20,20,964	Savars and sibaudi .. 532	Levied	} Cotton, cereals, timber; cornelian mines.	
	Do. do. 307	Do.		
	Do. do. 283	Do.		
	Do. do. 456	Do.		
	Do. do. 241	Do.		
5,921	Do. do. 302	Do.	Kodra, banti, bavra, maize, rice, bajri, timber and bambo.	The State is administered by British Officers, half of the revenue being credited to Government and the other half to the Chief.

POLITICAL

B.—POLITICAL RELATIONS—

(1.)—Statement showing Political Relations with

State.	In Subsidiary Alliance or Feudatory.	TRIBUTE IN METAL OR MONEY.		Population, 1881.	Prevailing Diseases.
		Amount.	To whom payable.		
Surat Agency— Sachin	Rs.	18,036	Fever, cough, colic, and rheumatism.
Bánsda	154	British Govern- ment.	31,807	Fever
Dharampor...	1,01,289	Fever, dysentery, itch and cough, &c.
Khándesh—Dangs	60,270	Cold, fever, ague, enlarge- ment of spleen and liver.
Jawhár	Not Tribu- tary.	48,556	Malarious fever
Janjira	76,361	Fever, diarrhœa and diseases of stomach and bowels.
Sárantvádi	174,433	Fever and dysentery.
Satára Jágirs— Bhor	Subsidiary alliance.	4,646	British Govern- ment.	145,876	
Pháltan	Do. ...	9,800	Do. ...	58,402	Fever, asthma, rheumatism and worms, &c.
Aundh	58,916
Jath	6,400	British Govern- ment.	49,486	Fever, round worms and skin diseases.
Daphlápúr...	6,007
Akalkot	Feudatory...	Rs. 14,592 com- muted payment in lieu of con- tingent of horse.	British Govern- ment.	58,040	Malarious fever, rheumatic affections, diseases of the eyes, of the respiratory system, of the stomach and bowels and of the cutane- ous system.
Kolhápúr	Subsidiary al- liance.	800,189	Malarious fever, stomach and bowel complaints, intestinal worms and affections of the eyes and of the skin.
Kolhápúr Jágirs	Feudatories of Kolhápúr.	19,489	Kolhápúr State.		

—continued.

NATIVE STATES—continued.

Native States in the Bombay Presidency—continued.

Gross Revenue.	Military Force.	Transit Dues or not.	Principal Articles of Production and Manufactures.	Remarks.
Rs.				
1,59,374	25 Arabs 18 Kasbatis. 9 Horsemen. 5 Police. 4 Guns.	Jowári, rice, sugarcane, wheat, cotton, cotton yarn, gol (unrefined sugar) and dhoti.	
1,84,171	140	Rice, nágli, pulses, kodra, black grain. Tape, woollen carpets, mats, winnowing fans, and baskets. Stones being the minerals of the State.	
3,18,411	53 Arabs 20 Makránis. 90 Rájputs, Gujarátis, Gosáis, Hindustáni, &c. 40 Mounted Force. 3 Guns.	Rice, pulses, sugarcane, mango, mowra, timber, bambus, &c. Gol, or unrefined sugar, mats and ropes of date tree leaves. Bámbu work, such as baskets, pans, boxes, catechu of "kher" wood; earthen vessels. Black stones.	
90,844	Timber	
1,23,128	Transit dues on British Timber remitted.	Rice, nágli and timber	
4,22,260	Not	Rice, nágli, vari, harik, til, cocoanuts, betel-nuts, timber, hemp and fish.	
4,32,135	Sávantwádi Local Police Corps 400 strong.	Do.	Rice, náchani, vari, cocoanuts, betel-nuts; ornamental furniture in painted, lacquer work, inlaid cocoanut and kuskus fancy articles and embroidery.	
6,22,013	535... ..	Levied on imports and exports.	Rice, nágli, sáva, bájri, wheat, and jowári.	
1,48,199	None	Not	Jowári, bájri, kardi, wheat, gram, oil-cakes, and cloth.	
2,10,364	Armed followers number 271.	Leived	Wheat, gram, jowári, bájri, ghee, jagri, oil, &c.	
1,75,514	Not	Jowári, bájri, wheat, gram and oil-seeds.	
14,707	Duties levied on imports and exports.	Wheat, gram, shálu, cotton, bájri.	
2,78,144	1 Jamádár 2 Havildárs. 3 Náiks. 40 Sepoys.	Levied	A purely agricultural country. Jowári, rice, sugarcane, gram, wheat, linseed, and kardi are the chief products. Sáris, shelás, dupetés, cholis and turbans.	
31,25,046	Infantry 548 European officers 2 Risála 156 Police and Laskar fad peons 1,075 Police and sibandi peons 287	Not	All the common grains, rice and jowári being the most extensively grown. Vegetables, sugarcane, and tobacco in considerable quantities; also cotton and chillies, kusamba, ground-nut, &c. Coarse cotton and woollen clothes, articles of pottery and hardware, coarse sugar, glass, bangles and paper. Iron is found in small quantities in laterite stones.	

POLITICAL

B.—POLITICAL RELATIONS—

(1).—Statement showing Political Relations with

State.	In Subsidiary Alliance or Feudatory.	TRIBUTE IN MEN OR MONEY.		Population, 1881.	Prevailing Diseases.
		Amount.	To whom payable.		
		Rs.			
Southern Marátha States— Sángli	Feudatory...	1,35,000	British Govern- ment.	1,96,832	Diseases of the stomach and intestines, skin-diseases, ulcers, continued and ma- larious fevers, diseases of the eye, ear, and lungs, rheumatic, syphilitic and nervous affections.
Miraj (Senior Branch)	Feudatory...	12,558	Do. ...	326,921	Fever, ague and rheuma- tism.
Do. (Junior Branch)	Do. ...	6,413	Do. ...		Fever
Kurundvád (Senior Branch)	Do. ...	9,613	Do. ...		Bowel complaints... ..
Do. (Junior Branch)	Do. ...	The tribute levied on account of the shares in the estate of these Chiefs is includ- ed in the amount paid by the elder Chief.	Do. ...		Fever and cholera... ..
Jamkhandi	Do. ...	20,841	Do. ...		Do.
Mudhol	Do. ...	2,672	Do. ...	Cholera	
Kámdurg	Do.	Do. ...	Do.	
Savanur	Subsidiary alliance.	14,763	Fever and cholera
Siad—Khairpur	129,153

—continued.

NATIVE STATES—continued.

Native States in the Bombay Presidency—concluded.

Gross Revenue.	Military Force.	Transit Dues or not.	Principal Articles of Production and Manufactures.	Remarks.
Rs. 10,10,263	None	Not	Jowári, wheat, gram, cotton and rice; coarse country cloth, lugdis and dhotis.	
4,04,831	53 Savárs and 499 Sepoys	Not.	Jowári, wheat, gram, cotton, and sugar- cane; coarse country cloth, lugdis and native musical instruments.	
2,28,512	25 Savárs and 246 Sepoys.		Do. do. do.	
1,19,132	9 Savárs and 258 Sepoys.		Do. do. do.	
1,14,069	18 Savárs and 309 Sepoys.		Do. do. do.	
4,04,771	53 Savárs and 883 Sepoys.		Do. do. do.	
2,46,448	20 Savárs and 428 Sepoys.	Do. do. do.		
1,54,009	9 Savárs and 449 Sepoys.	Do. do. do.		
69,521	Cotton, millet, rice, jowári, wheat, pulse, cocoanut, castor oil-seeds, and sugarcane.	
6,90,402	Mounted 115 Foot 191	Bháng, cotton, wool, millet, ghi, munj, tobacco, indigo, sugarcane, cloth, cotton seed, sulphate of soda, leather, ivory works, sword, cutlery, metal work, loom work and lacquered wood works.	

POLITICAL

B.—POLITICAL RELATIONS—
(2.)—Statement showing Ruling

Name of Individual, State, and Family to which he belongs.	Residence.	Present Position.	Caste or Race and Religion.	Age.	How and where educated.
1	2	3	4	5	6
CUTCH.					
His Highness Mahárája Dhiraj Mirza Maba Ráo Shri Khengarji Sawai Bahádur.	Bhúj	Reigning Sovereign.	Jádeja Rajput	19½	Privately, at Bhúj
PÁLANPUR.					
Sher Mahomed Khánji Lohani	Pálanpur	Diván or Chief of Pálanpur.	Patháú, Mahomedan.	34	Can read and write Gujaráti and Urdu; educated in Pálanpur.
Bismilla Khán, Bábi	Rádhampur	Naváb or Chief of Rádhampur.	Do.	44	Can read and write Gujaráti
MAHI KÁNTHA.					
His Highness Keshrisingji Jowansingji, Jodhpur Family.	Idar	Ruler.	A Ráthor Rajput of the Solar Race, Hindu.	24	Rájkumár College, Rájkot
KÁTHIAWÁR.					
His Highness Naváb Bahádur Khánji Mohabat Khánji, Bábi family.	Junágad	1st Class Chief...	Bábi Mahomedan.	31	Rájkumár College
His Highness Jáni Sir Vibháji, k.c.s.l., Jádeja Rajput.	Navánagar	Do.	Rajput, Hindu...	60	Private education
His Highness Ráwal Sir Takhsingji, o. c. s. l., Gohel Rajput.	Bhávnagar	Do.	Do.	28	Rájkumár College
His Highness Ráj Sáheb Sir Mánsingji, k.c.s.l., Jhála Rajput.	Dhrángadra	Do.	Do.	49	Private education
Rána Shri Vikrátji, Jethwa family	Porbándar	Do. (Reduced to 3rd Class.	Do.	67	Do.
CAMBAY.					
His Highness Jáfar Ali Khán Sáheb, Naváb of Cambay, belonging to Mominkhán family.	Cambay	Naváb	Moghul Mahomedan, Siah.	38	Knows Persian and Urdu; educated at Cambay.
BARODA...					
REWA KÁNTHA.					
Mahárána Gambhirsingji, Rája of Rájpipla.	Nándod	Ruler	Gohel Rajput, Hindu.	39	Privately
Maháráwal Motisingji, Rája of Chhotapur.	Chhota Udepur.	Do.	Chowán Rájput Hindu.	27	Do.
Maháráwal Mánsingji, Rája of Báriya	Báriya	Do.	Do.	30	Rájkumár College, Rájkot
Mahárána Wakhsingji, Rája of Lúnávada.	Lúnávada	Do.	Solanki Rajput, Hindu.	26	Do.
ManwarKhánji, Bábi of Bálásinor	Bálásinor	Do.	Musalmán	42	Privately
Mahárána Prátabsingji, Rája of Sunth	Sunth	Do.	Powár Rajput, Hindu.	25	Rájkumár College, Rájkot
NARUKOT.					
Dipsing Jayantsing	Kaliawár, near Jambughoda.	Chief	Hindu, Baria	46	Privately at Jambughoda
SURAT.					
Naváb Sidi Abdul Kádar Mahomed Yákub Khán.	Suchin	Naváb	Musalmán, Suni.	21	Rájkumár College, Rájkot
Maháráwal Shri Prátapsingji Gulábsingji, of Vansadia dynasty.	Bánsada	Rája	Solanki Rajput, Hindu.	21	Do.
Mahá Rána Shri Nárandoji Rámdeoji, Solar race.	Dharampur	Do.	Sisodia, do.	45	Educated by a private tutor at Dharampur.

—continued.

NATIVE STATES—continued.

Chiefs in the Bombay Presidency.

How employed.	Has Patent authorising Adoption or not.	Family follows Primogeniture or not.	Has Male Heirs or not.	Remarks.
7	8	9	10	11
Ruling his State	Yes	Yes	Yes	
Do.	Do.	Do.	Has one son.	
Do.	Do.	Do.	Do.	
Do.	Do.	Do.	No	Principal male members—his cousins Mahārāja Jagatsingji of Suar and three others.
Do.	Do.	Do.	No.	
Do.	Do.	Do.	Yes.	
Do.	Do.	Do.	Do.	
Do.	Not	Do.	Do.	
Do.	Do.	Do.	Do.	Since the close of the year Government have ordered this State to be placed under British Administration.
Do.	Yes	It does not appear settled what is the prevailing custom of succession in his family.	No.	
.....	This State is under the Government of India.
State is under a Joint Administration.	Yes	Yes	Five sons.	
Ruling his State	Not	Do.	One son.	
Do.	Do.	Do.	
Do.	Do.	Do.	Two sons.	
Do.	Do.	Do.	One brother.	
Do.	Do.	Do.	No.	
.....	Not	Do.	One son...	The State is administered by British Officers, the revenues being divided between Government and the Chief.
.....	Yes	Do.	Yes.	
Ruling his State	Do.	Do.	No.	
Do.	Do.	Do.	Four sons.	

POLITICAL

B.—POLITICAL RELATIONS—

(2.)—Statement showing Ruling

Name of Individual, State, and Family to which he belongs.	Residence.	Present Position.	Caste or Race and Religion.	Age.	How and where educated.
1	2	3	4	5	6
KHA'NDESH, DA'NG PIMPRI.					
Nilubába valad Trimbak...	Pimpri	Rája	Bhil, Hindu	39
JANJIRA.					
Naváb Sidi Ahmed Khán Sidi Ibráhim Khán Yákub Khán.	Murud	Chief of Janjira	Sidi Surul Khán, Suni Musalmán.	24	Can read Arabic, Persian, Urdu, Maráthi and English.
JAWHAR.					
Rája Patangshah of Jawhár	Jawhár	Rája	Koli, Hindu	32	Poona High School
SA'VANTVA'DI.					
Raghunáth Sávant Bhonsle.	Sávantvádi	Sir Desái of Sávantvádi.	Marátha, Hindu.	24	At the Rájikumár College under a private tutor.
SATA'RA.					
Shrinivásráo Pandit Pratinidhi...	Aundh	Pandit Pratinidhi Jágirdár of Aundh.	Bráhmañ, Hindu religion.	53	Private tuition
Mudhoji Ráo Náik Nimbálkar, Deshmukh and Jágirdár.	Phaltan	Náik Nimbálkar, Deshmukh and Jágirdár.	Kshatriya caste, Hindu religion.	58	Do.
Shankarráo Chinnáji Pandit Gandekar, Pant Sachiv, Jágirdár of Bhor.	Bhor	Pant Sachiv, Jágirdár of Bhor.	Bráhmañ, Hindu religion.	32	Do.
Amratráo Ramráo. Chawan, Dáfe Deshmukh, Jágirdár.	Jath	Deshmukh Jágirdár.	Marátha	48	Do.
Rani Báí Sáheb Dáfe, Deshmukh of Daphlápúr.	Daphlápúr	Marátha, Hindu religion.	52	Do.
AKALKOT.					
Sháháji Máloji <i>alias</i> Bába Sáheb Ráje Bhonsle.	Akalkot	Minor	Marátha, Hindu.	18 years and 4 months.	At Kolhápúr
KOLHAPUR.					
His Highness Shahu Chhatrapati, Mahárája of Kolhápúr, Bhonsle family.	Kolhápúr	Do.	Do.	12	Private tuition
SOUTHERN MARA'THA STATES.					
SÁNGLI.					
Dhundiráo Chintáman <i>alias</i> Tatyá Sáheb of Súngli.	Súngli	First Class Sardár.	Bráhmañ, Hindu.	48	Educated by a private tutor at Súngli; knows his language (Maráthi) and has a very slight knowledge of English.
MIRAJ.					
Gangádharráo Ganpat <i>alias</i> Bála Sáheb Patwardhan, Chief of Miraj (Senior Branch.)	Miraj...	Do.	Do.	21	Is being educated under the supervision of Lieutenant Chapman.
Lakshmanráo Harihar <i>alias</i> Anna Sáheb Patwardhan, Chief of Miraj (Junior Branch.)	Do. ...	Do.	Do.	9½	Is being educated under a private tutor.

— continued.

NATIVE STATES—continued.

Chiefs in the Bombay Presidency—continued.

How employed.	Has Patent authorising Adoption or not.	Family follows Primogeniture or not.	Has Male Heirs or not.	Remarks.
7	8	9	10	11
.....	
Ruling his State	No	Not necessarily the eldest son, but one who on the death of the Chief, may be considered by the principal persons of the State to be fit as regards learning and noble descent.	No.	
Do.	No	Yes	Has 2 male heirs.	
Under tuition	Yes	Follows primogeniture	No.	
Administers the affairs of his Jágir.	Do.	Do.	Has 4 male heirs.	
Do.	Do.	Do.	One son Vyankatráo Náik Nimbáikar.	
Administers the affairs of his Jágir.	Do.	Primogeniture. The succession has been maintained by several adoptions.	One son.	
Do.	Do.	Yes	No.	
Administers the affairs of her Jágir.	No	Do.	No.	
Under tuition	Yes	Do.	
Under tuition	Do.	Do.	No.	
State is under a joint administration.	Do.	Is a Patwardhan Chief; there is no fixed rule in his family about primogeniture.	No.	
Lately commenced to associate with the Kárbhári.	Do.	Family follows primogeniture.	None.	
Being educated	Do.	Do.	Do.	

POLITICAL

B.—POLITICAL RELATIONS—

(2.)—Statement showing Ruling Chiefs

Name of Individual, State, and Family to which he belongs.	Residence.	Present Position.	Caste or Race and Religion.	Age.	How and where educated.
1	2	3	4	5	6
SOUTHERN MARATHA STATES—continued.					
KURUNDVAD.					
Chintamanrao Raghunath <i>alias</i> Bala Saheb Patwardhan, Chief of Kurundvad (Senior Branch).	Kurundvad ...	1st Class Sardar.	Bráhmañ, Hindu.	36	Has passed the Matriculation Examination of the Bombay University.
Ganpatrao Harihar <i>alias</i> Bapu Saheb Patwardhan, Chief of Kurundvad (Junior Branch).	Do. ...	Do. ...	Do. ...	48	Educated by a private tutor at Kurundvad; has some knowledge of English; knows Sanskrit fairly.
Gangadharrao Nilkant <i>alias</i> Nana Saheb, Patwardhan of Wadikar.	Khatava	Do. ...	2½	Too young for education ...
Hariharrao Yinayak <i>alias</i> Daji Saheb Patwardhan, Chief of Kurundvad (Junior Branch).	Kurundvad ...	Do. ...	Do. ...	35	Educated by a private tutor and at the Kolhapur and Poona High Schools.
JAMKHANDI.					
Ramchandrao Gopal <i>alias</i> Appa Saheb Patwardhan, Chief of Jamkhandi.	Jamkhandi ...	Do. ...	Do. ...	53	Educated in the Belgaum Sardars' High School both in Marathi and English.
RAMDURG.					
Venkatrao Yogirao <i>alias</i> Rao Saheb Bhave, Chief of Ramdurg.	Ramdurg ...	Do. ...	Do. ...	9	Is being educated by a private tutor. Attends Vernacular School.
MUDHOL.					
Venkatrao Balwantrao Raje Ghorpade <i>alias</i> Bala Saheb, Chief of Mudhol.	Mudhol ...	Do. ...	Maratha ...	25	Has been educated in the Rajaram College at Kolhapur; understands Marathi well and has a fair knowledge of English.
SAVANUR.					
Abdul Tabrez Khan valad Kasim Khan Saheb Daler Jung Bahadur.	Savanur ...	Navab ...	Pathan, Mahomedan.	21	Dharwar High School...
KHAIRPUR.					
His Highness Mir Ali Murad Khan ...	Khairpur ...	Mir ...	Talpur Mahomedan.	73	Private tuition ...

—concluded.

NATIVE STATES—concluded.

in the Bombay Presidency—concluded.

How employed.	Has Patent authorising Adoption or not.	Family follows Primogeniture or not.	Has Male Heirs or not.	Remarks.
7	8	9	10	11
Administers the affairs of his estate.	Yes ...	Yes ...	Has a male heir.	
Administers the affairs of his estate.	No ...	No ...	Do.	
A minor ...	Do. ...	Do.	
Assists his cousin in the management of the estate.	Do. ...	Do. ...	Has male heirs.	
Administers the affairs of his estate.	Yes ...	Yes ...	No.	
Being educated ...	Do. ...	Do. ...	Do.	
Administers the affairs of his estate.	Do. ...	Do. ...	Has a male heir.	
A minor ...	No ...	Yes ...	No.	
Administers the affairs of his estate.	Has male heirs.	

C.—(1).—CIVIL DIVISIONS OF BRITISH TERRITORY.

91

DIVISION.	Executive Districts.	Number of Executive Sub-Divisions.	Area in Square Miles.	Population.	CHIEF TOWNS WITH POPULATION.		Number of Villages.	Number of Civil Judges.	Number of Stipendiary Magistrates.	Maximum Distance in Miles of Villages from nearest Courts.	Average Distance in Miles of Villages from nearest Courts.	Number of Police.	Total Cost of Officials and Police of all kinds.	IMPERIAL REVENUE.		Remarks.
					Head-quarter Town.	Population.								Land.	Gross.	
1	2	3	4	5	6	7	8	9	10	11	12	13	14	15	16	17
NORTHERN DIVISION.	Ahmedabad ...	8	3,321	856,324	Ahmedabad ...	124,767	862	8	23	52	10	1,185	18,70,906	19,86,258	27,00,584	
	Kaira ...	7	1,608	804,800	Kaira ...	12,640	589	6	20	20	8	722	20,65,091	32,13,535	36,67,555	
	Panch Mahals ...	5	1,613	255,479	Godhra ...	13,342	691	5	10	35	(a) 911	407				1,22,901
	Broach ...	6	1,363	326,930	Broach ...	37,281	408	5	16	40	14	762	1,76,945	27,78,569	39,39,953	
	Surat ...	8	1,662	614,198	Surat ...	107,154	853	6	19	(b) 24	(c) 7	863	2,42,183	13,04,092	24,51,816	
	Thána ...	10	3,935	807,367	Thána ...	14,456	1,984	7	34	(d) 30	(e) 20	760	11,42,549	16,49,408	21,24,552	
CENTRAL DIVISION.	Násik ...	12	5,940	781,206	Násik ...	24,101	1,696	7	32	62	14	974	14,09,414	35,12,715	47,12,506	
	Khandesh ...	22	9,944	1,237,231	Dhulia ...	18,449	3,334	10	40	59	10	691	12,83,856	(f) 14,44,833	19,87,729	
	Ahmednagar ...	11	6,666	751,228	Ahmednagar ...	32,903	1,376	11	28	44	15	1,135	19,71,788	15,33,560	19,51,778	
	Poona ...	12	5,347	900,621	Poona ...	99,622	1,201	11	25	99	53	528	5,42,415	11,98,688	15,43,913	
	Sholapur ...	7	4,531	582,487	Sholapur ...	59,890	717	7	20	32	13	1,002	11,46,270	(g) 15,59,960	18,30,280	
SOUTHERN DIVISION.	Satara ...	11	4,987	1,062,350	Satara ...	28,601	1,356	11	31	30	15	658	7,78,805	(h) 13,61,404	16,21,102	
	Belgaum ...	7	4,657	864,014	Belgaum ...	23,115	1,133	6	23	32	13	794	9,43,691	30,42,262	36,53,845	
	Dhárwar ...	14	4,534	882,007	Dhárwar ...	26,520	1,437	5	34	20	8	664	2,05,605	19,27,296	20,33,216	
	Bijápúr ...	5	5,757	638,493	Bijápúr ...	11,424	1,176	4	22	50	25	661	6,19,551	9,30,254	11,91,699	
	Kanara ...	11	3,910	421,840	Kánvár ...	13,761	1,270	5	26	50	10	758	10,26,672	9,93,677	13,60,069	
	Ratnágiri ...	9	3,922	997,090	Ratnágiri ...	12,616	1,335	10	24	40	14	438	6,27,654	10,06,581	16,18,109	
	Kolába ...	6	1,872	482,830	Alibag ...	6,376	1,342	6	17	24	11	1,477	15,76,660	10,57,867	15,19,433	
SIND.	Karáchi ...	3	14,176	478,088	Karáchi... ..	68,332	717	5	39	60	6	898	19,28,692	22,74,530	27,26,935	
	Haidarabad ...	4	9,030	754,624	Haidarabad ...	45,195	1,191	5	...	40	6	1,121	9,18,618	37,06,305	42,28,526	
	Shikárpur ...	4	9,629	852,986	Shikárpur ...	42,496	1,118	6	36	40	5	244	2,43,529	3,29,268	4,43,131	
	Upper Sind Frontier.	4	2,762	124,181	Jacobabad ...	7,365	297	1	11	28	16	553	4,73,564	3,03,212	7,10,574	
	Thar and Párkar ...	3	12,729	203,344	Umámkot ...	2,828	70	15	13	60	21	1,521	4,73,564	3,03,212	7,10,574	
Bombay City	22	773,196	Bombay... ..	773,196	11	3	1,521	4,73,564	3,03,212	7,10,574	
Total ...	192	124,417	16,454,414	1,606,430	26,153	173	551	99	14	19,732	2,13,17,428	4,11,12,000	5,24,79,649		
Native States, as per Table C (2).	140	71,896	6,976,109	478,158	10,718	220	291	40	10	14,132	32,81,062	97,36,267	2,95,31,284		
GRAND TOTAL ...	332	196,313	23,430,523	2,084,588	36,871	399	842	33,864	2,45,98,490	5,08,48,267	8,20,10,933		

(a) Excluding two officers.
 (b) From Civil Courts 48.
 (c) Do. 18.
 (d) Do. 7.

(e) From Civil Courts 13.
 (f) Exclusive of the adjustment of alienated lands Rs. 3,08,278.
 (g) Do. do. 7,54,500.
 (h) Exclusive of adjustment of alienated lands.

NOTE.—Items under the Head Customs, Salt, Post Office and Forest are excluded.
 Figures against Broach, Surat and Bombay in Columns, 14, 15 and 16 were obtained from the Office of the Accountant General.

APP. I. C. (1.)

BOMBAY ADMINISTRATION REPORT.

[1883-86]

C.--(2).--CIVIL DIVISIONS OF TERRITORY UNDER POLITICAL CONTROL.

1935-36

DIVISION.	Executive Districts.	Number of Executive Sub-Divisions.	Area in Square Miles.	Population.	CHIEF TOWNS WITH POPULATION.		Number of Villages.	Number of Civil Judges.	Number of Stipendiary Magistrates.	Maximum Distance in Miles of Villages from nearest Courts.	Average Distance in Miles of Villages from nearest Courts.	Number of Police.	Total Cost of Officials and Police of all kinds.	IMPERIAL REVENUE.		Remarks.	
					Head-quarter Town.	Population.								Land.	Gross.		
1	2	3	4	5	6	7	8	9	10	11	12	13	14	15	16	17	
NORTHERN DIVISION.	Cutch...	11	6,500	512,084	Bhuj ...	20,661	(a)1,078	19	19	25	8	657	11,13,572	6,88,864	19,43,695	(a) Exclusive of 8 towns.	
	Palanpur ...	10	7,775	576,478	Palanpur ...	17,547	1,106	27	36	33	10	6,163	5,00,000	7,75,000	13,25,000		
	Mahi Kantha ...	34	9,300	517,485	Radhampur ...	14,722											
	Kathiawar ...	7	20,559	2,343,899	Sadra	1,797	38	25	33	4	1,131	2,39,905	7,73,790	11,66,468		
	Cambay	350	86,074	Rajkot ...	15,139	269	36	36	40	15	540	152,717	5,88,256	1,27,18,070		
	Rewa Kantha ...	35	4,837	543,452	Cambay ...	36,007	89	2	4	10	6	594	52,048	3,13,367	5,94,331		
	Narukot ...	1	143	6,440	10,777	9,059	2,967	20	26	30	9	1,136	1,22,645	7,51,769		20,20,964
	Bansda	215	31,807	Jambughoda...	3,110											
	Sachin	42	18,036	Bansda ...	2,447	87	1	3	16	8	61	22,888	90,500	1,84,171		
	Dharampur	794	101,289	Sachin ...	932	19	2	3	19	7	86	(b) 24,417	1,18,793	1,59,374		(b) Up to 30th April 1886.
	Jawhar ...	8	534	48,556	Dharampur ...	5,176	3,18,411		
	Janjira	324	76,361	Jawhar ...	1,461	115	2	4	10	6	25	18,360	44,605		1,23,128
Khindesh Agency	3,840	60,270	Murud ...	5,163	282	3	8	19	6	12	1,57,971	2,17,818	4,22,260		
Bhor	1,491	145,876	Shrivardhan ...	7,702											
Jath	884	49,486	Mhaisla ...	6,829	90,844		
Daphlapur	95	6,107	Borli ...	1,610											
Phaltan	897	55,402	Dhulia ...	18,449	23,862	4,34,307	6,22,013
Aundh	447	55,916	Bhor ...	4,572	477	3	5	24	21	177	23,862	4,34,307	6,22,013		
Akalkot	498	58,040	Jath ...	5,036	110	3	4	35	16	61	13,798	1,29,435	1,75,514		
Kolhapur ...	10	2,816	800,189	Daphlapur	6	36	22	9	2,587	12,852	14,707		
Savantvadi ...	3	921	174,433	Phaltan ...	10,842	71	3	3	16	9	52	24,472	1,28,900	1,48,199			
Sangli...	7	1,049	196,532	Aundh ...	2,595	70	6	10	24	12	(c)52	37,926	1,85,332	2,10,364	(c) Besides 170 Shetsandia.		
Southern Maratha Jagers.	19	1,836	326,921	Akalkot ...	5,836	105	3	5	23	10	59	70,013	1,90,861	2,78,144			
Savanur	70	14,763	Kolhapur (Karvir) ...	38,599	1,079	21	32	37	15	651	63,888	16,00,039	31,25,046		
Khairpur	6,109	129,153	Savantvadi ...	8,584	223	5	7	25	8	139	1,47,000	2,72,017	4,32,135		
Aden	70	34,860	Sangli ...	13,272	307	4	20	37	10	542	55,585	6,36,299	10,10,263		
					Miraj ...	20,616	377	22	34	40	12	1,386	2,24,817	11,19,996	16,71,772		
					Kurundvad ...	7,138											
					Jamkhandi ...	10,409	25	1	1	15	10	42	9,429	49,078	69,521		
					Mudhol ...	6,060											
					Randurg ...	6,810	7	5	5	15	5	306	22,920	6,07,593	6,90,402		
					Savanur ...	7,640											
					Khairpur ...	6,005	190	1,74,151	10,567		
					Aden ...	34,860											
Total		140	71,896	6,976,109		478,158	10,718	226	291	40	10	14,132	32,81,062	97,36,267	2,95,31,284		

Figures entered in Columns 3 to 15 against Kathiawar relate to States administered by Officers of Kathiawar Political Agency or under their supervision only.

1935-36

STATISTICAL RETURNS.

[APP. I. C. (2)]

D.--(1).--POPULATION OF BRITISH TERRITORY.

Commissionership.	District.	Inhabited Houses.	POPULATION (1891).					CLASSIFICATION OF POPULATION.										OCCUPATION.		Prevailing Languages.	Emigration or Immigration during the year.
			Men.	Women.	Children under 15 years.		Total.	Number per Square Mile.	Christians.			Hindus.	Mahomedans.	Parsees.	Buddhists and Jains.	Aborigines.	Others.	Total male agriculturists including landholders, cultivators, and agricultural labourers.	Total non-agricultural males.		
					Males.	Females.			Europeans.	East Indian and other mixed Classes.	Natives.										
1	2	3	4	5	6	7	8	9	10	11	12	13	14	15	16	17	18	19	20	21	22
NORTHERN DIVISION.	Ahmedabad ..	109,090	301,437	288,138	137,957	128,707	856,324	224.10	559	53	916	729,403	83,942	652	38,472	1,996	241	159,897	285,497	Oujarati.	
	Kaira ..	191,282	287,463	258,912	130,313	119,107	804,800	600.00	21	13	1,007	720,308	72,954	131	9,603	194	11	188,400	238,331	Do.	2,015 emigrants.
	Panch Mahals ..	80,970	82,684	78,125	48,478	40,192	235,479	158.38	13	..	26	159,624	16,000	30	1,569	77,340	12	59,831	71,331	Do.	4,740 emigrants.
	Broach ..	73,235	120,531	111,234	47,901	47,214	526,930	225.00	42	17	60	222,838	67,248	3,042	3,770	20,890	21	70,587	97,895	Do.	4,822 emigrants.
CENTRAL DIVISION.	Surat ..	119,892	290,830	297,117	105,170	101,008	614,198	360.55	196	30	395	415,981	55,547	12,593	11,074	119,544	68	110,990	195,025	Do.	37,508 emigrants.
	Thana ..	154,408	301,219	280,547	167,017	150,765	908,548	214.12	182	28	30,385	800,805	42,391	3,315	2,521	13,078	693	204,428	283,898	Marathi.	38,995 immigrants.
	Khandesh ..	208,095	411,507	385,746	220,961	210,017	1,237,231	124.41	268	87	771	958,128	92,297	158	10,021	175,349	132	272,487	359,981	Do.	
	Nasik ..	122,816	251,894	250,118	145,090	142,684	781,296	131.51	1,240	78	1,326	639,579	35,244	383	7,011	51,087	103	165,698	231,708	Do.	
SOUTHERN DIVISION.	Alamednagar ..	105,836	250,772	243,732	124,530	125,394	751,228	112.69	1,138	18	3,063	694,184	39,592	179	15,503	8,576	73	164,806	210,737	Do.	Emigrants 38,108 and immigrants 30,618.
	Poona ..	153,401	302,539	290,855	152,562	148,665	900,021	168.40	4,335	811	4,364	384,843	42,036	1,574	10,958	1,053	652	173,201	231,900	Do.	
	Sholapur ..	81,303	208,188	201,264	80,920	86,411	582,487	128.84	158	08	399	530,121	43,007	157	7,515	..	102	134,722	160,092	Marathi and Kanarese.	
	Satara ..	151,173	343,430	304,645	184,095	178,180	1,062,350	212.98	407	10	400	1,008,915	36,712	99	15,985	..	50	241,168	291,302	Do.	67,665 emigrants and immigrants.
SINDH.	Belgaum ..	154,800	292,841	290,699	134,644	132,830	864,014	183.63	1,178	81	5,063	746,280	46,262	64	44,971	..	69	295,400	229,085	Do.	8,015 immigrants.
	Dharwar ..	161,160	313,927	309,748	139,903	131,120	682,007	194.08	79	73	2,264	709,340	100,622	31	10,531	..	18	206,513	235,522	Do.	
	Bijapur ..	114,533	231,312	230,694	86,290	87,795	638,493	110.90	29	17	570	568,090	67,006	26	2,680	105,345	152,236	Kanarese, Marathi, and Musalman.	
	Kanara ..	68,892	157,392	185,414	65,613	63,421	421,840	107.85	45	23	14,442	381,328	24,232	17	1,079	..	25	107,331	125,624	Marathi and Kanarese.	
SINDH.	Rotndgiri ..	177,344	294,677	310,314	178,746	173,728	997,090	254.22	94	27	3,154	321,046	71,061	16	1,701	..	1	203,239	299,704	Marathi	About 6,000 persons annually migrate to Bombay and the Dekkan during the fair season, most of whom however return for the monsoon.
	Kolaba ..	71,930	121,286	123,323	70,690	66,369	381,649	255.11	14	4	287	369,117	17,891	83	1,164	..	2,139	82,916	109,036	Do.	
SINDH.	Karachi ..	87,059	173,755	137,549	82,233	5,151	478,688	33.9	2,437	131	2,106	68,975	390,067	969	12	3,050	10,941	82,468	183,520	Sindhi, Persian, English, Urdu, Gujarti, Bhoji, Mirwari, &c.	
	Thar and Parkar ..	36,412	72,037	58,933	40,313	32,011	203,344	15.9	7	..	7	43,755	109,194	..	1,038	48,440	903	44,676	67,724	Sindhi, Persian, English, Urdu, Gujarti, Bhoji, Mirwari, &c.	
SINDH.	Haidarabad ..	150,488	273,435	232,639	133,803	114,743	764,624	83.3	200	3	226	80,114	594,436	21	144	37,460	42,972	158,635	248,698	Sindhi, Persian, Hindi, Urdu and English.	
	Shikarpur ..	137,703	289,774	253,732	161,259	138,161	852,266	85.2	302	111	202	93,341	634,276	64	6	5,892	68,672	164,408	296,625	Sindhi	5,000.
SINDH.	Upper Sind Frontier ..	21,023	45,165	34,607	25,011	19,468	124,131	58.0	121	34	75	9,894	109,133	9	..	1,108	3,667	23,407	46,759	Sindhi and Beluchi.	
	Total ..	2,794,431	5,354,779	5,115,538	2,478,176	2,532,725	15,081,219	126.00	13,150	1,725	81,115	11,905,731	2,992,418	23,468	199,148	562,678	131,785	3,374,707	4,063,248		
Town and Island of Bombay ..		28,310	301,769	217,029	102,974	91,413	773,106	33,662.00	10,451	1,168	30,708	502,851	158,713	48,597	17,397	..	3,331	2,351	462,412		
Total ..		2,822,741	5,716,548	5,332,567	2,581,150	2,624,138	16,454,414	133.2	23,601	2,893	111,823	12,308,582	3,021,131	72,065	216,545	562,678	135,100	3,377,058	4,120,660		
Native States ..		1,351,367	2,148,242	2,057,281	1,429,113	1,311,613	6,941,249	96.6	..	0,837	..	5,526,403	763,229	1,908	282,231	369,216	1,425	1,495,573	2,076,782		
GRAND TOTAL ..		4,174,108	7,864,790	7,389,848	4,210,263	3,935,751	23,395,663	110.2	23,601	9,730	111,823	17,834,985	3,774,360	78,973	498,766	931,894	136,531	4,872,631	7,197,442		

D.—(2.)—POPULATION OF NATIVE STATES.

1885-86.]

STATISTICAL RETURNS.

[App. I D. (2).]

Commissionerships.	District.	Inhabited Houses.	POPULATION (1881).						CLASSIFICATION OF POPULATION.										OCCUPATION.		Prevailing Languages.	Emigration or Immigration during the year.		
			Men.	Women.	Children under 15 years.		Total.	Number per Square Mile.	Christians.			Hindus.	Mahomedans.	Parsis.	Buddhists and Jains.	Aborigines.	Others.	Total male agriculturists, including landholders, cultivators and agricultural labourers.	Total non-agricultural males.					
					Male.	Female.			Europeans.	East Indian and other mixed Races.	Natives.													
1	2	3	4	5	6	7	8	9	10	11	12	13	14	15	16	17	18	19	20	21	22			
NORTHERN DIVISION.	Cutch	102,007	169,318	166,914	100,033	94,919	512,084	78-782	..	96	..	325,478	118,707	42	60,603	969	40	85,232	175,019	Cutchi and Gujarati.				
	Kathiawar	479,435	724,901	676,022	403,002	449,074	2,343,699	114-008	..	605	..	1,942,658	303,537	469	96,141	..	469	307,481	821,322	Do.				
	Patanpur	125,237	100,629	156,889	132,021	116,039	576,478	72-059	..	225	..	494,737	53,197	207	28,111	..	1	117,788	183,782	Do.				
	Mahl Kantha	117,112	158,344	151,381	108,222	90,538	517,485	46-835	..	4	..	461,974	22,408	6	13,906	19,184	6	109,909	156,657	Gujarati, Newadi, Bārvali, Marathi and Hindustani.				
	Fewa Kantha	109,730	162,698	148,776	127,310	114,468	543,462	113-408	..	2	..	368,069	21,401	220	1,040	162,720	..	135,252	144,956	Do.				
	Narukot	1,313	1,810	1,777	1,427	1,426	6,440	45-035	4,216	57	10	..	2,157	..	1,707	1,530	Do.	503 emigrants and 491 immigrants.			
	Canbay	21,702	28,100	27,553	15,918	14,498	86,074	245-926	..	8	..	70,708	12,417	119	2,809	13	..	14,479	20,539	Persian, Urdu and Gujarati.				
	Bansa	Surat Agency.	27,894	44,690	42,336	33,043	31,163	151,182	123-878	..	2	..	81,646	4,727	740	95	113,916	7	41,573	36,060	Mixed Gujarati and Marathi Gujarati.	6 emigrants		
	Sachin																						Gujarati.	10 immigrants.
	Dharanpur																						Gujarati, and Marathi.	
Jawhar	8,307	13,999	12,555	11,275	10,527	48,566	90-928	..	02	..	6,869	501	29	..	41,095	..	11,282	13,942	Marathi.					
Janjira	14,421	21,512	23,118	16,270	15,401	76,361	234-056	..	47	..	60,611	13,912	2	27	973	599	25,040	12,733	Marathi and Hindustani.	123 emigrants, 93 immigrants.				
CENTRAL DIVISION.	Dang States	11,313	17,347	16,957	14,352	12,614	60,270	15-695	24,081	831	30	1	35,327	..	17,178	14,526	Marathi.				
	Satara Feudatories.	45,046	95,297	96,002	65,790	61,658	318,697	90-168	..	14	..	304,271	9,157	6	2,068	2,673	299	72,335	63,692	Marathi, Hindustani and Kanarese.				
	Akalkot	8,493	13,812	18,499	10,658	10,071	53,040	116-546	..	2	..	49,971	7,890	..	477	13,458	10,012	Marathi and Kanarese.				
SOUTHERN DIVISION.	Kolhapur	129,148	253,312	243,232	157,335	140,310	800,180	234-122	..	1,233	..	710,164	83,022	1	46,744	..	5	262,503	148,144	Marathi, Kanarese, Musalmanni and Hindustani.				
	Savantvali	30,444	49,731	65,259	36,530	33,133	174,433	193-814	..	4,218	..	166,060	3,970	1	169	39,382	47,529	Marathi.				
	Southern Maratha Jaghirs	90,799	158,712	167,735	101,424	95,882	523,763	191-570	..	304	..	458,078	41,420	8	23,943	126,716	133,420	Marathi, Musalmanni, and Kanarese.				
SINDH.	Savani	2,048	4,444	4,534	2,903	2,632	14,763	210-900	10,866	3,359	..	38	2,823	4,500	Kanarese, Hindustani and Marathi.				
	Khairpur	25,720	70,746	78,407	129,153	21-141	26,727	102,420	22,316	48,430	Sindhi, Persian and Beluchi.				
Total		1,351,367	2,143,242	2,057,291	1,429,113	1,311,613	6,941,249	96-6	..	6,837	..	5,528,403	763,220	1,908	282,231	869,216	1,425	1,495,573	2,076,762					

CHAPTER II.—ADMINISTRATION OF THE LAND.—SETTLEMENTS.

(1).—Statement showing the date on which the current settlement in each district of the Bombay Presidency expires, i.e., the date on which each district becomes open to re-settlement.

No.	Districts.	Year in which first Settlement took place.	Year in which district becomes open to re-settlement.
1	Ahmedabad	1856-57	Re-settlement operations in progress.
2	Kaira	1862-63	1892-93.
3	Panch Maháls	1870-71	Re-settlement operations in progress.
4	Broach	1870-71	1895-96.
5	Surat... ..	1864-65	1895-96.
6	Khándesh	1854-55	Re-settlement operations in progress.
7	Násik	1840-41	Do. do.
8	Thána	1854-55	Do. do.
9	Kolába	1858-57	Re-settlement operations have been commenced.
10	Ahmednagar	1843-44	Re-settlement operations in progress.
11	Poona	1838-39	Do. do.
12	Sholápur	1839-40	Do. do.
13	Satára	1855-56	Re-settlement operations have been commenced.
14	Ratnágiri	1865-66	Revised settlement in progress by consent in supersession of original settlement.
15	Kanara	1863-64	Original settlement in progress.
16	Belgaum	1848-49	Re-settlement operations in progress.
17	Dhárwár	1843-44	Re-settlement operations completed.
18	Bijápur	1843-44	Re-settlement operations in progress.
<i>Karachi Talukas.</i>			
19	Johi	1877-78	1887-88.
20	Dádd	1880-81	1890-91.
21	Sehwan	1877-78	1887-88.
22	Mánjhand	1885-86	1894-95.
23	Kotri... ..	1876-77	1886-87.
24	Tatta... ..	1882-83	{ Till such time as a regular settlement is introduced, Temporary settlement
25	Sijáwal	1883-84	Do. do. do.
26	Mirpur Batoro	1883-84	Do. do. do.
<i>Haidarabad Talukas.</i>			
27	Guni	1883-84	Do. do. do.
28	Hála	1884-85	Do. do. do.
29	Molbat Dero	1874-75	1884-85.
30	Haidarabad... ..	1886-87	Temporary settlement until a revision settlement is introduced.
31	Mirpur Khás	1870-71	1880-81. Original settlement continued until a revised settlement is introduced.
32	Tando Alahyár	1872-73	1882-83. Do. do.
33	Shahdádpur	1882-83	1892-93.
34	Sakrand	1878-79	1888-89.
35	Moro	1881-82	1891-92.
36	Naushahro	1881-82	1891-92.
37	Kandiáro	1881-82	1891-92.
38	Badin	1886-87	Temporary settlement until a revision settlement is introduced.
<i>Shikárpur Talukas.</i>			
39	Shikárpur	1885-86	{ Till such time as a regular settlement is introduced, Temporary settlement.
40	Sukkur	1876-77	1886-87.
41	Rohri	1881-82	1891-92.
42	Ghotki	1885-86	{ Till such time as a regular settlement is introduced, Temporary settlement.
43	Mirpur Máthelo	1886-87	Temporary settlement until a revision settlement is introduced.
44	Ubauro	1886-87	Do. do.
45	Labdarya	1882-83	1892-93. Temporary settlement.
46	Mehar	1882-83	1892-93. Temporary settlement.
47	Kakar	1882-83	1892-93. Temporary settlement.
48	Lárhána	1882-83	1892-93. Temporary settlement.
49	Naushahro Abro	1884-85	{ Till such time as a regular settlement is introduced, Temporary settlement.
50	Kambar	1882-83	{ Till such time as a regular settlement is introduced, Temporary settlement.
51	Rato-dero	1882-83	{ Till such time as a regular settlement is introduced, Temporary settlement.
52	Nasirabad	1883-84	1893-94. Half temporary, half revision settlement.
<i>Frontier Districts.</i>			
53	Shahdádpur... ..	1883-84	{ Till such time as a regular settlement is introduced, Temporary settlement.
54	Thul	1885-86	{ Till such time as a regular settlement is introduced, Temporary settlement.
55	Jacobabad	1885-86	{ Till such time as a regular settlement is introduced, Temporary settlement.

(2).—Statement showing the total cost of re-settlement operations in the districts of the Bombay Presidency, and the total revenue demand consequent on re-settlement as ascertained in 1884-85.

Name of Collectorate.	Total number of villages revised.	Total revenue of the villages realized in the year before the introduction of the revision settlement.	Revised demand consequent on re-settlement.	Total cost of revision.	Difference between old and revised revenue.	Percentage Increase.	Remarks.
Poona	568	Rs. 672,601	Rs. 8,84,232	Rs. 5,21,243	Rs. 2,12,331	31.6	
Sholápur	473	543,083	7,60,573	4,35,432	2,18,500	39.8	
Násik	710	591,379	8,31,646	4,80,661	2,40,267	40.6	
Nasir	635	665,763	8,40,434	7,03,761	1,76,666	26.6	
Dhárwár	1,276	1,285,669	18,55,160	4,64,701	5,69,500	44.3	
Bijápur	887	722,635	9,70,523	8,06,851	2,47,893	25.6	
Belgaum	384	494,931	6,49,500	3,92,596	1,54,627	31.2	
Panch Maháls	222	110,428	1,11,935	27,000	1,507	1.3	
Total ..	5,135	5,085,290	60,04,077	35,32,775	15,19,361	35.7	

The figures showing cost have been revised and consequently they are less in some cases than those given in the last year's report.

CHAPTER III.—PROTECTION A.—LEGISLATIVE (ACTS).

(1.)—Statement of Acts passed by the Legislature of the Presidency of Bombay in 1885-86, (between 1st April 1885 and 31st March 1886), and sanctioned as required by law.

Title of Act.	By whom proposed.	Object and character of the Act.	Date of sanction.
Act No. III. of 1885. An Act to provide for the occasional appointment of a Deputy Municipal Commissioner for the city of Bombay.	The Honorable M. Melvill, C.S.I.	The title of the Act sufficiently indicates its object and character.	His Excellency the Governor of Bombay's assent, 13th June 1885. His Excellency the Viceroy and Governor General's assent, 30th June 1885.
Act No. IV. of 1885. An Act to amend the Bombay Local Boards Act, 1884, and the Bombay District Municipal Act amendment Act 1884.	The Honorable J. B. Peile, C.S.I.	The object and character of this Act have been described at page 21 of the Appendices to the Administration Report for 1884-85.	His Excellency the Governor of Bombay's assent, 3rd August 1885. His Excellency the Viceroy and Governor General's assent, 17th September 1885.
Act No. I. of 1886. An Act to remove certain doubts in the construction of Section 9 B. of the Bombay Municipal Acts of 1872 and 1878.	The Honorable M. Melvill, C.S.I.	The title of the Act sufficiently indicates its object and character.	His Excellency the Governor of Bombay's assent, 9th February 1886. His Excellency the Viceroy and Governor General's assent, 18th February 1886.

A.—LEGISLATIVE (BILLS).

(2.)—Statement of Bills proposed and pending in the Legislature of the Presidency of Bombay in 1885-86.

Title of Bill.	By whom proposed.	Object and character of the Bill.	When introduced.	When rejected or withdrawn.	If pending, why and in what stage.
Bill No. 3 of 1884. A Bill to amend the Bombay Hereditary Offices Act so far as it relates to Mutádaras.	The Honorable J. B. Peile, C.S.I.	The object and character of this Bill have been described at page 21 of the Appendices to the Administration Report for 1884-85.	23rd December 1884.	The Select Committee which was appointed to consider this Bill have submitted their report which is to be presented to the Council at the next meeting.
Bill No. 2 of 1885. A Bill to amend Bombay Act III. of 1874.	The Honorable J. B. Peile, C.S.I.	Ditto. ditto.	21st January 1885.	Do. do.
Bill No. 3 of 1885. A Bill to amend the Bombay General Clauses Act 1866, and to shorten the language of the enactments of the Governor of Bombay in Council.	The Honorable M. Melvill, C.S.I.	Ditto. ditto.	27th February 1885.	Do. do.
Bill No. 4 of 1885. A Bill to amend the Bombay Land Revenue Code, 1879.	The Honorable J. B. Peile, C.S.I.	Ditto. ditto.	2nd March 1885.	To be read a first time.
Bill No. 6 of 1885. A Bill to provide for the Revenue Administration of Estates held by certain superior holders in the Districts of Ahmedabad, Kaira, Broach and the Panch Maháls and to limit the further operation of Bombay Act VI. of 1862.	The Honorable J. B. Peile, C.S.I.	The first object of the Bill is that whereas there is at present no land law applicable to the Tálukdáras' Estates and whereas it is expedient that their position as payers of land revenue should be defined and regulated by law, the Gujarát Tálukdáras Act will bring them within the scope of the Land Revenue Code, subject to such modifications as are necessary to maintain the peculiarities of their tenure. The Bill is also drafted to facilitate partition of Tálukdáras' Estates and to protect them as far as possible from the ruinous litigation into which they are at present plunged by disputes about shares.	26th December 1885.	Do. do.

B.—POLICE.

COGNIZABLE CRIME.

(1.)—General Statement of Crime, showing the Result of Police Operations in the Detection and Prosecution of Crime and Recovery of Property Stolen.

District.		CASES.																						
		2	3	4	5	6	7	8	9	Investigated by Police.			Number of cases in Columns 10 to 12.			14	15	16	Cases disposed of under Section 247, C. P. O.		17	18	Number arrested or appeared on other process during the year.	
										10	11	12	a.	b.	c.				16a	16b			19	20
1	2	3	4	5	6	7	8	9	10	11	12	13	14	15	16	16a	16b	17	18	19	20			
NORTHERN DIVISION.	Ahmedabad	2,067	288	10	10	1,718	1,357	84.73	78.99	1,648	108	3	1,852	847	10	76.86	79.57	8	51	33	2,868	158
	Kaira	1,675	104	9	25	1,104	896	81.23	81.16	1,441	6	22	796	172	21	54.13	82.23	92	39	12	1,500	197
	Panch Mahals	534	23	6	6	428	350	81.77	81.77	476	1	13	322	62	11	64.91	81.85	8	20	12	620	70
	Broach	621	47	6	6	436	390	84.37	82.56	402	1	..	332	65	15	82.38	85.78	44	23	3	850	96
	Surat	1,713	250	12	61	1,241	935	84.4	75.8	1,452	12	3	927	292	16	63.6	78.0	402	..	1	114	..	1,872	41
	Tthana	2,017	19	32	8	1,946	1,412	65.57	72.59	1,761	29	..	1,242	227	17	69.28	84.54	303	15	..	2,010	1,027
	Total	9,217	720	83	129	6,872	5,310	79.29	77.27	7,180	153	41	4,971	1,155	90	67.41	81.30	852	39	5	262	48	9,763	1,004
CENTRAL DIVISION.	Nasik	1,694	..	10	9	1,336	1,065	85	72	1,869	79	..	914	178	23	63	84	142	..	2	11	1	1,360	605
	Khandesh	2,627	10	50	31	1,329	858	67	65	1,666	128	3	812	462	44	45	64	500	67	16	2,434	183
	Ahmednagar	1,673	..	33	14	1,156	827	95	71	1,237	291	..	827	339	9	54	71	111	33	2	1,429	472
	Poona	5,021	1,261	11	30	3,306	2,607	78	70	3,191	690	41	2,607	698	26	69	79	1,210	45	..	3,442	846
	Sholapur	1,095	60	155	5	934	281	97	30	1,113	82	16	281	173	6	23	61	477	11	..	702	173
	Satara	1,788	3	314	22	594	417	91	70	1,873	37	1	417	177	8	22	70	960	40	1	644	485
Total	13,798	1,323	679	111	8,660	6,956	82	69.87	10,440	1,196	60	5,558	2,022	115	59.04	74.34	3,400	15	6	297	21	10,011	2,703	
SOUTHERN DIVISION.	Belgaum	2,042	572	22	14	1,248	1,025	69.3	83.1	1,195	39	18	1,018	216	11	81.7	82.4	141	..	1	30	2	1,644	105
	Dharwar	1,816	288	20	10	744	480	64.5	64.5	694	39	4	450	267	20	61.05	62.7	445	135	310	15	2	1,014	213
	Bijapur	1,273	207	25	10	637	407	64.07	61.9	622	137	4	407	250	11	61.3	61.9	207	27	..	935	383
	Kannara	683	97	4	20	358	237	67.3	72.2	252	51	5	105	51	11	75.8	79.2	29	..	309	125
	Ratnagiri	1,230	74	129	10	800	877	89.9	62.8	1,011	101	29	208	162	50	26.9	63.5	601	33	..	618	381
	Kolaba	1,018	1	43	8	701	673	63.88	67.47	681	18	..	359	337	3	51.36	61.58	225	15	..	670	514
Total	7,712	1,229	249	72	4,278	2,999	59.61	70.10	4,355	327	60	2,737	1,283	136	67.71	68.08	1,610	142	313	149	4	5,280	1,674	
BIND.	Karachi	1,023	12	12	29	1,314	974	74.14	74.13	1,784	72	2	919	272	42	59.83	77.16	345	56	4	1,922	275
	Haidarabad	2,900	14	38	67	1,702	1,239	72.80	72.80	2,727	1,125	315	40	41.23	78.13	319	83	19	2,397	677
	Shikarpur	4,119	7	6	6	2,054	1,870	93.03	66.99	8,619	936	..	1,298	510	71	22.00	71.55	960	101	5	3,567	778
	Thar and Parkar	576	..	6	6	368	269	92.27	71.4	526	11	..	224	84	17	44.15	73.35	122	13	..	579	94
	Upper Sind Frontier	549	8	13	8	327	223	67.54	69.72	457	5	..	194	79	10	39.43	71.06	74	14	12	678	113
Total	10,157	41	75	166	5,763	4,071	92.93	70.64	9,093	414	2	8,770	1,266	189	69.64	74.86	1,820	297	42	8,143	1,842	
RAILWAY.	G. I. P. Railway	308	..	3	1	265	260	100	75	312	260	54	1	64	75	11	1	..	396	..
	B. B. & C. I. Railway	255	..	4	2	183	155	100	84	238	155	28	4	63	84	1	10	..	242	..
	R. M. Railway	75	..	1	..	53	47	100	83.6	76	47	6	4	61.8	83.6	8	68	..
Total	618	..	8	3	501	462	100.16	80.23	626	1	..	402	88	9	64.11	82.04	20	11	..	705	1	
Bombay City and Island	28,604	..	12	17	22,879	21,841	89.16	97.95	20,046	18,651	356	48	88.61	97.97	14	25	8	24,889	3,391	
Grand Total	65,106	3,322	1,000	496	48,450	40,678	81.69	83.94	51,748	2,091	163	36,380	6,200	687	67.85	85.34	7,725	196	324	921	123	60,741	11,215	

B.—POLICE—continued.

COGNIZABLE CRIME—continued.

(1.)—General Statement of Crime, showing the Result of Police Operations in the Detection and Prosecution of Crime and Recovery of Property Stolen—concluded.

District.	CASES.			PERSONS.										PROPERTY.										
	Total of Columns 17 to 20.	Died, escaped, or transferred without being brought before a Magistrate for trial.	Released without being brought before a Magistrate.	Percentage of persons released in Police cases without being brought before a Magistrate to persons arrested by Police.	Number actually brought before a Magistrate for trial.	Acquitted or discharged after appearance before Magistrate.		Finally convicted (including persons ordered to give security for good conduct).		Number of persons shown in Columns 28 and 29 who were sent up by the Police.	Percentage of persons convicted in Police cases to persons arrested by Police.	Percentage of persons convicted in Police cases to persons sent up for trial.	Otherwise disposed of, e.g. died, transferred, admitted as approvers, &c., after commencement of trial.	Number pending at end of year.				Number of cases in which property was stolen.	Number of cases in which property was recovered.	Percentage of cases in which property was recovered to cases in which property was lost.	Amount of property stolen.	Amount of property recovered.	Percentage of value of property recovered to value of property lost.	
						By Magistrate.	By Sessions of High Court.	By Magistrate.	By Sessions of High Court.					In custody of Police.	On bail.	Under trial before Magistrate.	Committed to Sessions.							
1	21	22	23	24	25	26	27	28	29	30	31	32	33	34	35	36	37	38	39	40	41	42	43	
NORTHERN DIVISIONS.																								
Ahmedabad	3,115	1	363	12.07	2,751	780	08	1,704	85	1,736	60.83	07.20	5	8	6	903	771	80.04	44,425	30,281	68.16	
Kaira	1,736	2	103	5.96	1,625	314	23	1,163	29	1,039	69.28	72.75	27	7	705	594	71.48	28,941	16,341	53.14	
Panch Mahals	732	1	35	5.04	693	150	7	623	5	432	77.73	78.63	..	5	..	8	..	321	241	71.40	10,276	5,751	55.96	
Broach	1,005	2	14	1.57	992	271	53	471	52	489	55.00	59.07	27	44	60	255	157	73.33	12,514	6,401	51.15	
Surat	2,023	2	284	12.6	1,780	540	21	1,190	9	1,186	63.9	67.8	2	15	4	568	394	75.5	21,317	8,234	34.4	
Thana	3,061	3	46	2.27	3,006	1,218	25	1,908	65	1,597	74.64	76.22	4	25	5	841	560	66.58	42,538	12,784	30.05	
Total	11,677	15	705	8.14	10,926	3,851	229	6,770	245	6,430	64.73	64.98	8	5	41	127	91	3,593	2,637	73.39	1,80,011	78,962	43.84	
CENTRAL DIVISIONS.																								
Nasik	1,977	2	23	..	1,957	492	5	1,254	16	1,078	80	82	..	2	13	69	1	567	426	75	35,028	13,395	34	
Khandesh	2,908	1	387	10	2,251	850	29	1,247	30	1,153	47	67	..	1	56	60	6	1,408	954	68	1,03,717	26,859	26	
Ahmednagar	1,320	1	70	5	1,250	503	9	1,001	21	896	67	65	..	1	7	16	7	491	349	71	49,832	12,701	27	
Poona	4,343	2	83	2	4,247	1,171	51	2,942	34	2,921	76	78	1	40	3	1,122	817	72	66,175	32,400	49	
Sholapur	828	1	112	10	708	317	6	350	23	361	51	61	..	1	5	10	1	304	228	75	27,026	14,534	54	
Satara	1,170	1	50	8	1,113	530	7	531	27	428	66	74	..	2	1	21	..	435	303	84	25,656	15,200	59	
Total	12,942	8	725	7.24	12,119	4,193	98	7,425	157	6,537	66.20	62.56	6	8	82	222	18	4,327	3,137	72.49	3,05,064	1,15,209	37.76	
SOUTHERN DIVISIONS.																								
Belgaum	1,784	1	68	4	1,716	410	19	1,197	25	1,217	74.02	76.6	15	..	1	84	16	441	319	72.3	33,921	13,673	38.5	
Dharswad	1,344	6	60	5.9	1,170	493	20	699	17	575	59.5	59.3	..	2	6	11	7	542	387	71.4	47,450	22,337	47.4	
Bijapur	1,235	..	51	5.4	1,203	649	18	808	14	484	51.7	55.6	..	8	88	25	1	571	445	77.9	49,046	13,259	27.09	
Kanara	623	..	5	1.2	518	160	6	399	17	205	71.8	67.4	13	9	209	108	60.4	25,140	10,032	39.4	
Batnagiri	1,062	..	38	3.8	1,024	427	18	533	10	427	65.9	66.4	30	..	381	810	60.7	32,332	23,332	72	
Kolaba	1,199	..	7	1.04	1,192	437	4	739	0	536	80.0	79.05	3	..	340	243	71.47	12,324	5,115	41.50	
Total	7,107	7	227	4.20	6,823	2,481	91	3,983	92	3,504	66.36	69.72	21	5	45	122	33	2,576	1,802	70.33	2,00,736	91,348	47.00	
SIIND.																								
Kardshi	2,257	8	277	14.41	1,964	659	16	1,222	10	1,104	57.44	67.77	8	..	8	43	0	812	634	78.08	54,259	32,656	60.18	
Haidarabad	3,076	16	369	15.38	2,690	986	25	1,506	43	1,396	55.24	60.19	15	..	8	66	19	1,598	963	60.28	72,508	33,385	46.46	
Shikarpur	4,451	3	715	20.04	3,694	1,735	49	1,756	31	1,689	47.35	57.92	1	..	3	1,753	1,123	64.04	70,150	36,781	50.97	
Dhar and Deogar	622	5	92	15.49	591	217	2	345	3	292	50.43	59.96	23	11	332	278	83.74	17,467	11,595	66.87	
Upper Sind Frontier	822	22	164	21.19	628	249	15	318	11	273	40.27	53.85	2	35	..	342	228	66.96	10,975	6,272	48.04	
Total	11,244	54	1,617	17.68	9,567	3,846	107	5,137	98	4,764	51.99	54.70	23	7	49	817	89	4,837	3,226	66.69	2,25,359	1,18,570	52.75	
RAILWAYS.																								
G. I. P. Railway	394	1	15	3	380	108	4	293	..	267	67	70	1	..	202	152	75	11,323	5,340	47	
B. B. & C. I. Railway	273	..	12	5	253	36	1	193	..	193	79	81	..	2	..	3	..	131	93	71	3,550	2,081	52	
R. M. Railway	68	68	6	2	53	..	53	77.9	77.9	7	..	31	25	80.6	1,757	1,242	70.6	
Total	717	1	27	3.92	686	150	7	500	4	513	72.70	74.78	2	..	3	13	1	364	270	74.17	16,945	8,013	60.82	
Bombay City and Island	23,263	81	23,202	797	7	27,369	22	24,197	97.41	97.52	9	87	1	2,975	2,129	71.52	2,31,270	1,34,244	58.04	
Grand Total	72,400	146	8,391	5.07	68,223	14,725	539	51,202	618	46,944	76.40	73.95	64	25	220	583	183	14,672	13,360	71.22	11,39,357	5,50,245	45.20	

[1885-86.]

STATISTICAL RETURNS.

[App. III. B. (1.)

B.—POLICE—continued.

NON-COGNIZABLE CRIME.

(2).—General Statement of Crime, showing the Results of Police and Magisterial Operations in the Detection and Prosecution of Crime and Recovery of Property stolen.

District.	CASES.						PERSONS.								REMARKS.
	Average institutions of five preceding years.	Instituted by complaint during the year.	Taken up by Magistrate of his own motion.	Total of Columns 3 and 4.	Number of cases in Column 5 in which the Police were employed to make enquiry.	Number of cases in which process issued.	Number of Persons against whom process issued.	Actually appeared before the Courts including pending from last year.	Discharged after appearance.	Acquitted.		Convicted.		Waiting trial at close of year.	
										By Magistrate.	By High or Sessions Court.	By Magistrate.	By High or Sessions Court.		
1	2	3	4	5	6	7	8	9	10	11	12	13	14	15	16
NORTHERN DIVISION.															
Ahmedabad...	2,720	3,702	58	3,760	17	3,672	7,841	6,021	3,390	2,092	2,469	7	117	
Kaira...	4,200	2,577	2,577	117	2,549	4,995	5,023	3,025	815	8	1,139	5	1	
Panch Mahals	372	549	549	14	508	1,211	820	820	812	1	274	4	
Broach	748	737	737	8	719	1,772	1,727	815	1,043	1	351	11	6	
Surat...	1,078	2,003	4	2,012	135	1,968	3,380	3,650	1,883	851	20	390	10	26	
Thana	1,818	4,013	4,013	146	3,876	6,379	8,540	2,168	5,597	766	1	
Total	1,336	13,586	62	13,648	432	13,189	28,235	28,202	11,407	10,680	30	5,889	33	155	
CENTRAL DIVISION.															
Nasik...	1,635	3,376	14	2,390	28	2,175	5,501	5,502	788	3,795	898	1	25	
Khandesh	2,380	3,439	4	3,439	81	3,118	6,070	6,465	3,706	1,641	1,022	26	
Ahmednagar	1,491	1,779	1,779	26	1,693	3,561	3,599	1,028	1,703	1	847	1	6	
Poona	2,942	4,500	16	4,516	220	4,193	8,293	8,159	2,438	4,444	4	1,392	3	8	
Sholapur	593	1,558	1,558	243	1,361	2,789	2,785	667	1,670	1	425	1	1	
Satara	1,185	3,082	8	3,088	137	2,507	6,200	4,091	1,838	2,789	4	834	8	8	
Total	1,094	17,328	40	17,368	740	16,702	32,417	31,478	9,585	10,042	10	5,338	14	144	
SOUTHERN DIVISION.															
Belgaum	984	1,527	31	1,558	220	1,341	3,008	2,031	1,016	1,281	19	591	6	18	
Dharwar	1,486	1,560	20	1,580	33	1,406	2,642	2,673	856	1,176	10	602	5	24	
Bijapur	648	1,024	57	1,091	13	1,057	2,268	2,253	1,004	860	14	357	0	
Kanara	807	816	816	5	816	1,046	1,046	189	564	286	3	
Ratnagiri	408	1,110	43	1,158	108	1,020	2,120	2,618	1,055	1,258	3	295	1	6	
Kolaba	1,057	1,911	1,911	70	1,775	3,304	3,304	370	2,533	2	391	8	2	
Total	925	7,748	151	7,899	551	7,275	14,892	15,325	4,900	7,681	48	2,524	15	67	
SIND.															
Karachi	638	3,197	8	3,200	62	2,761	5,734	5,670	2,147	2,353	12	1,114	44	
Haidarabad	1,916	3,165	19	3,184	27	3,080	7,512	7,533	1,094	5,627	1	703	3	155	
Shikarpur	1,006	2,425	3	2,428	9	2,325	5,324	5,306	2,375	1,944	943	1	33	
Thar and Parkar	218	611	611	47	568	1,195	1,203	231	745	211	3	15	
Upper Sind Frontier	194	484	2	486	16	377	744	823	119	507	197	2	8	
Total	924	9,592	27	9,619	161	9,109	20,590	20,595	5,966	11,136	13	3,163	6	300	
RAILWAYS.															
G. I. P. Railway	63	63	63	63	91	13	73	
B. B. & C. I. Railway	103	60	2	92	92	41	42	95	1	6	88	
R. M. Railway	43	10	10	10	10	10	1	9	
Total	78	133	2	165	165	104	143	105	19	7	170	
Bombay City and Island	10,391	10,391	174	9,891	12,580	9,022	1,519	1,340	20	6,124	5	8	
Grand Total	1,058	59,108	282	59,390	2,228	56,270	108,776	1,04,747	38,786	1,46,586	127	23,268	76	674	

B.—POLICE—continued.

(4).—Statement of additional Police collected for the protection of Persons and Property at Fairs—continued.

District.	Names of Fairs or Places of large assembly where additional Police have been collected during the year.	Duration of Fair or Assembly.	Estimated number of Persons assembled.	Strength of Police usually located at the place.		Detached from the Regular Force.		Specially employed in addition to Columns 6 to 8.		Total Cost under Columns 9 and 10.		Number of Offences against Persons or Property during such Assembly.		Property.		
				Officers.	Men.	Officers.	Men.	Officers.	Men.	To Government.	To Local or Private Funds.	Investigated by the Police.	In which conviction followed.	Stolen.	Recovered.	
1	2	3	4	5	6	7	8	9	10	11	12	13	14	15	16	
		Days.												Rs. s. p.	Rs. s. p.	
Maira. Dakor..	Pos Punem ..	3	20,000	1	4	4	11	2	2	20 8 0	20 8 0	
	Mag do.	15,000	1	4	1	8	
	Fagan Sud Agiaras	10,000	1	4	3	6	
	Fagan Punem	27,000	1	4	3	9	1	..	3 0 0	..	
	Chaitri Punem	27,000	1	4	3	8	1	1	3 10 6	3 10 6	
	Waishak Punem	3,000	1	4	2	12	
	Jeth 1st Punem	3,000	1	4	4	6	1	1	4 2 0	4 2 0	
	Jeth 2nd Punem	4,000	1	4	4	12	1	1	0 5 0	0 5 0	
	Rath Jatra	4,500	1	4	5	15
	A'shad Punem	3,300	1	4	4	14	2	2	29 1 0	29 1 0	
	Shrawan Punem	3,500	1	4	3	6	1	1	0 12 0	0 12 0	
	Jamma Astani	2,500	1	4	3	6
	Bladarwa Punem	3,400	1	4	6	6	2	2	25 10 0	25 10 0	
	Dasara	25,000	1	4	16	78
Manekthari Punem	75,000	1	4	2	7	6	6	47 7 0	55 15 0		
Anakot	4,000	1	4	4	7	1	1	2 0 0	2 0 0		
Kartaki Punem	4,000	1	4	3	7	
Maghar Punem	3,000	1	4	3	7	
	Fair at Pawaghar ..	1st to 4th January 1885.	1,400	Armed Police 1	Unarmed Police 4	1	4	
Panch Mahals ..	Ditto ..	24th and 25th February 1885.	5,888	Do. ..	Do. ..	Do. ..	Do.	
	Ditto ..	24th March 1885 to 6th April 1885.	6,025	Do. ..	Do. ..	Do. ..	Do.	
	Ditto ..	20th to 24th October 1885.	1,000	Do. ..	Do. ..	Do. ..	Do.	
Broach ..	Suklith ..	11 days	75,000	3	49	2	2	37 0 0	37 0 0	
	Khrod	
	Buwa	
	Kavi	
Surat ..	Sinhast Fair at Boddhan ..	28th August 1885 to 25th September 1885.	15,000 on 25th days and 30,000 on 30th March.	1	2	1	3	1	5	248	264 14 8	
Titha ..	Wajreshwari ..	30 days	10,000	3	11	1	..	232 0 0	..	
	Nirmal ..	13 do.	15,000	4	9	2	..	38 0 0	6 0 0	
	Mount Mary ..	8 do.	6,000	2	10	1	..	5 0 0	5 0 0	
	Mahalakshmi ..	15 do.	2,200	2	8	1	1	0 12 0	0 12 0	
Ahmednagar ..	Mahaladevi, Taluka Akola.	1 day	1,200	5	
	Kolhar, Taluka Rahuri	15 days	20,000	1	3	..	4	
	Mungoo, Taluka Showngaon	2 do.	25,000	3	
	Mayegaon, Taluka Kopergaon	2 do.	10,000	3	
	Mandavgaon, Taluka Shrigonda	15 do.	5,000	2	
	Bhingar ..	1 day	6,000	1	3	..	3	
	Toka, Taluka Nevasa.	15 days	7,000	1	
Amalner ..	Amalner ..	25 do.	10,000	1	0	4	18	5	2	20 0 0	8 0 0	
	Patonda ..	8 do.	4,000	1	..	1	5	
	Chorwad ..	5 do.	8,000	7	
	Dhadne ..	8 do.	10,000	3	
	Saragkheda ..	12 do.	20,000	1	11	2	1	48 0 0	3 0 0	
	Mudavadi ..	8 do.	20,000	3	
	Patani ..	8 do.	1,500	3	
	Shirpur ..	8 do.	8,000	11	4	
	Sakli ..	15 do.	8,000	1	3	
	Shendurni ..	8 do.	8,000	1	2	
Nasik ..	Senzola ..	8 do.	12,000	2	
	Mahiji ..	3 months	15,000	12	5 0 0	5 0 0	
	Sinhvast ..	236 days	2,00,000	1	6	
	Ramnawati at Nasik	10 do.	10,000	5	29	1	20	
	Mohorani, at Nasik	5 do.	6,000	3	
	Sinhvast, at Trimbak	236 do.	5,00,000	1	
	Navaratri at Trimbak	8 do.	10,000	1	3	2	11	
	Devi at Wani ..	15 do.	7,000	1	3	1	3	
	Bahiroba, at Bhanwad	12 do.	4,000	1	
	Devi, at Pimpind	2 do.	400	1	
Bahiroba, at Wadnor	1 day	1,200	1		
Matoba, at Naltala	15 days	5,000	1		
Khandoba, at Chandori	..	2 days	400	2	
	Urus Pir, at Ahirgaon	15 days	4,000	1	3	

B.—POLICE—continued.

(4)—Statement of additional Police collected for the protection of Persons and Property at Fairs—continued.

District.	Names of Fairs or Places of large assembly where additional Police have been collected during the year.	Duration of Fair or Assembly.	Estimated Number of Persons assembled.	Strength of Police usually located at the place.		Detached from the Regular Force.		Specially employed in addition to Columns 6 to 8.		Total Cost under Columns 9 and 10.		Number of Offences against Person or Property during such Assembly.		Property.	
				Officers.	Men.	Officers.	Men.	Officers.	Men.	To Government.	To Local or Private Funds.	Investigated by the Police.	In which Conviction followed.	Stolen.	Recovered.
1	2	3	4	5	6	7	8	9	10	11	12	13	14	15	16
														Rs. a. p.	Rs. a. p.
Nalk—contd.	Bahlroba, at Bokte ..	3 days	4,500	1
	Urus Pir, at Rajapur ..	1 day	600
	Khandoba, at Nagarsul ..	1 do.	500
	Devi, at Ankal ..	1 do.	400	2
	Ragnojibawa, at Yeola ..	1 do.	1,600
	Ramayan Jot, at Yeola ..	1 do.	1,200
	Bakri Id. do. ..	1 do.	1,400	..	4	20
	Mohorani do. ..	5 days	22,000
	Khandoba, at Maral Budruk ..	4 do.	3,800	3	..	2
	Baba Bhagvat, at Deopur ..	3 do.	4,000	1
	Khandoba, at Pathre. ..	3 do.	3,500
	Urus Pir, at Bhojapur. ..	3 do.	2,500
	Urus Pir, at Pimpri Sadrin ..	3 do.	1,000
	Satoba, at Borli ..	2 do.	1,700
	Urus Pir, at Sakur ..	2 do.	900	1
	Bahlroba, at Khed ..	2 do.	1,100
	Surva Tirth, at Takod. ..	3 do.	3,500	1
	Khandoba, at Chandanpuri. ..	4 do.	12,000	2	2
	Devi, at Saragon ..	3 do.	5,000	1	2
	Shani, at Nastarpur. ..	2 do.	3,000	1	1
	Devi, at Balthan ..	2 do.	4,000	..	1	2
	Khandoba, at Satana. ..	3 do.	5,000	..	6	13
	Devi, at Nanipur ..	13 do.	6,000	..	1	2	..	4
	Maya Tungva, at Bhilwad ..	3 do.	4,000	1	3
	Udhav Svami, at Mulher ..	1 day	5,000	..	1	2	1	2
Devi Chaitra, at Saptashring ..	8 days	1,200	2	6	
Masand, at Abhona ..	4 do.	700	..	1	3	
Sidheshvar, at Sule ..	4 do.	1,200	1	3	
Devi Ashvin, at Saptashring ..	9 do.	800	1	3	
Khandoba, at Point ..	15 do.	1,500	..	4	13	
Poona ..	Bhimshankar ..	8 days	30,000	1	6	
	Morganon ..	8 do.	3,000	1	4	
	Alandi ..	10 do.	50,000	4	8	..	37	102 Rs.	..	2	2	26 0 0	
	Kondanpur ..	15 do.	20,000	2	8	
Satara ..	Khatgaon, Taluka Khatgaon ..	11th to 13th March 1885.	9,000	1	6	
	Shingapur, Taluka Man ..	21st to 30th March 1885.	23,440	1	8	1	6	0	0	54 7 0	54 7 0	
	Mhasvad, Taluka Man. ..	2nd to 11th Dec. 1885.	10,000	2	8	1	1	0 3 9	0 3 9
Do. ..	20th to 28th Dec. 1885.	12,000	2	8	
Sholapur ..	Ashadi ..	11 days	98,177	1	9	6	43	
	Kartiki ..	1 do.	66,140	1	9	7	23	
Bijapur ..	Yamndr ..	3 days, from 5th to 7th March 1885.	50,000	4	14	..	55 shot-sandia.	7	7	8 6 0	8 6 0
	Guddguddapur ..	4 days, from 17th to 20th October 1885.	6,373	2	7	
Karachi ..	Ami Pir (Dado) ..	2	7,000	1	10	
	Lal Shahaz ..	3	25,000	
	Amir Pir Khoja ..	10	500	..	4	25	
	Fatehsbah ..	2	250	
	Lakho Lutifalah ..	2	400	
	Jhimpir ..	2	1,000	
	Sheikh Sumar ..	2	300	
	Manora ..	3	25,000	
	Pir Patho ..	3	3,000	
	Oodero Lal ..	2	60	
	Gumbhai ..	1	80	
	Shah Yalik ..	5	4,500	
	Shah Kamal ..	3	400	
	Sheik Radhan ..	2	500	
Suthoon ..	2	700		
Pir Shah Syed ..	1	200		
Sayed Ali Mehal ..	1	350		
Shekh Ali ..	1	150		
Mutirbhain ..	5	3,000	..	2	15		
Jhoke ..	6	3,000	..	3	4		

B.—POLICE—continued.

(4).—Statement of additional Police collected for the protection of Persons and Property at Fairs—continued.

District.	Names of Fairs or places of large assembly where additional Police have been collected during the year.	Duration of Fair or Assembly.	Estimated Number of Persons assembled.	Strength of Police usually located at the Place.		Detached from the Regular Force.		Specially employed in addition to Columns 5 to 8.		Total cost under Columns 9 and 10.		Number of Offences against Person or Property during such Assembly.		Property.	
				Officers.	Men.	Officers.	Men.	Officers.	Men.	To-Government.	To local or private funds.	Investigated by the Police.	In which conviction followed.	Stolen.	Recovered.
1	2	3	4	5	6	7	8	9	10	11	12	13	14	15	16
		Days.									Rs. a. p.			Rs. a. p.	Rs. a. p.
Haiderabad	Lal Udero ..	10	37,000	..	4	4	24	3	44	..	79 6 0	2	2	9 12 4	9 12 4
	Kocho Sajansawal ..	8	4,000	1	10	1	8	..	18 8 0
	Bulri ..	17	4,500	..	3	3	23	..	14	..	18 8 0	4	4	7 6 0	7 6 0
	Shanghrio ..	7	5,050	6	..	8	..	12 11 0
	Shah Kadri (Badin) ..	15	4,500	10	..	27	..	41 4 0	7	3	207 1 6	34 1 6
	Shekh Bhakio ..	6	11,000	12	1	13	..	17 10 0	3	2	43 8 0	3 8 0
	Bhitteha ..	4	9,000	3	..	8	..	6 12 0	1	1	0 1 0	0 1 0
	Halani ..	6	3,200	1	..	1	..	9 12 0	..	1	147 15 0	42 10 3
	Bhilawal Shah ..	3	2,000	1	..	2
	Mian Morio ..	3	2,000	2	..	4	..	10 15 0
Shikarpur ..	Chetri and Vesakhi ..	12	9,000	1	12	..	43 10 9
Patanpur District.	Mata Ambajee ..	7	165,000	1	8
	..	2	1,000	1	3
	..	2	1,000	1	3
	..	2	500	1	3
	..	3	2,500	1	3
	..	2	800	1	3
	..	2	1,000	1	3
	..	3	1,000	1	3
	..	3	1,000	1	3
	..	4	5,500	1	3
Siddhpur Town.	..	2	1,000	1	3
	..	3	1,000	1	3
	..	3	1,000	1	3
	..	3	1,000	1	3
	..	3	1,000	1	3
	..	4	5,500	1	3
	..	2	1,500	1	3
	..	2	1,700	1	3
	..	3	20,000	1	3	..	1	..	5
	..	3	1,500	1	3
Bombay Town and Island.	Ounjha ..	3	60,000	1	3	2	8
	Upper Colaba Road.	1	3,000	6	20
	Ditto	1	1,000	8	10
	Lower Colaba Road.	1	3,000	..	3	8	30
	Bora Street.	1	4,000	6	22
	Esplanade	1	5,000	8	20
	Ditto	1	3,000	4	10
	Tandal Street	1
	Mahomed Shah Shehid.	5	15,000	2	10
	New Bengal-pura Cross Lane.	1	4,000	1	5
	Old Mohanwada Street.	5	10,000	3	10
	Dongri Street	1	3,000	1	5
	Baldaji Shamsett Street.	3	5,000	4	8
	Paydhani Road.	3	2,500	2	4
	Champa Gally	1	2,000	2	4
	Kalbadevi Road.	1	4,000	6	12
	Old Sonapur Lane.	1	3,000	6	10
	Kardewadi	3	4,000	5	12
	Ditto	1	2,000	3	10
	Naviwadi	5	18,000	5	12
Bapu Khote Street.	1	2,500	3	6	
Second Bhoiwada.	2	2,000	3	6	
Rika Street	1	3,000	3	8	
Bhuleshvar Road	1	4,000	3	12	
Khoja Street	1	2,000	3	6	
Erskin Road	1	3,000	3	8	
First Bhandar Galli.	1	1,000	3	4	
New Hanuman Lane.	1	3,000	1	6	
Wakeshwar Road.	1	2,500	..	9	2	30	
Ditto	4	5,000	..	9	9	40	
Ditto	5	60,000	..	9	9	40	
Ditto	1	1,25,200	..	9	4	40	
Mahat akshmi Village.	4	40,000	..	9	4	30	
Ditto	2	5,000	..	3	4	30	

B.—POLICE—continued.

(4).—Statement of additional Police collected for the protection of Persons and Property at Fairs—concluded.

District.	Number of fairs or places of large assembly where additional Police have been collected during the year.	Duration of Fair or Assembly.	Estimated Number of Persons assembled.	Strength of Police usually located at the Place.		Detached from the Regular Force.		Specially employed in addition to Columns 5 to 8.		Total Cost under Columns 9 and 10		Number of offences against Person or Property during such Assembly.		Property.	
				Officers.	Men.	Officers.	Men.	Officers.	Men.	To Government.	To local or private Funds.	Investigated by the Police.	In which conviction followed.	Stolen.	Recovered.
1	2	3	4	5	6	7	8	9	10	11	12	13	14	15	16
		Days.									Rs. a. p.			Rs. a. p.	Rs. a. p.
Bombay Town and Island.															
Tardeo Road ..	Raghuvir Temple ..	4	15,000	..	2	4	30
Grand Road ..	Charandás Udasi Temple ..	5	2,000
Mungelwadi ..	Pir Shah Navas ..	2	1,000	1	2
Mumbadevi and Mahalakshmi.	Dasrá ..	3	20,000	..	6
Wakleshwar Road.	Pithori Amaváshee ..	4	60,000	..	9	9	40
Chorapdev Road	Sidheshwar Temple ..	3	2,000	4	32	1	4
Gunpowder ..	Mankeshwar Temple.	3	5,000	4	32	2	3
Ditto	Ditto 2nd ..	3	5,000	4	32	2	3
Parcel Road—Byculla.	Mankeshwar Temple.	3	5,000	4	39	3	4
Belasia Road ..	Naga Pauchmi ..	1	10,000	5	50	6	20
Mount Road ..	Aga Khan alias Hassan Ali ..	3	15,000	3	15
Dádar ..	Pir Patta Ali ..	1	1,000	..	3	2	4
Mahalakshmi ..	Races ..	7	20,000	..	2	18	108
Parcel ..	Vageshvari ..	4	4,000	..	2	3	12
Dháravi ..	Svad Pirkádri ..	1	600	..	3	1	4
Mátunga ..	Withoba Temple ..	1	50,000	..	1	4	17
Mahalakshmi ..	Bási Id ..	1	25,000	..	2	2	8
Mámá Hajáni ..	Bakri Id ..	1	15,000	..	2	3	15
Mátunga ..	Sheik Míart ..	1	1,500	..	1	1	8
Upper Máhim ..	Hassn Pir ..	1	1,500	..	2	1	6
Ditto ..	Pir Magdum Sáb ..	12	25,000	..	6	6	30
Lower Máhim ..	Parbádevi ..	1	5,000	..	2	1	7
Esplanade and Chaupáti.	Cocunut Fair ..	1	4,00,000
Native Town and Fort.	Diváli ..	4	5,00,000
Ditto ..	Moharam ..	10	6,00,000

(5).—Statement of additional Police quartered as a Punitive Measure for the Protection of Persons and Property.

District.	Number of Cases.	Strength of additional Police.		Total Cost of additional Police including all contingencies.	Period for which quartered.	Number of offences committed in or traced to a village or place in which the additional Police was established.	Remarks.
		Officers.	Men.				
1	2	3	4	5	6	7	8
<i>Northern Division.</i>							
Kaira—Dákor ..	1	2	3	Rs. 1,188	For 1 year from 1st September 1885.	1	Punitive post sanctioned at Kaira for a further period of one year. Discontinued from 1st November 1885.
Broach—Ankelesvar ..	Misconduct of the inhabitants.	1	4	601	One year from 1st November 1884 to 31st October 1885.	..	Discontinued from 1st November 1885.
" A'mod ..	Do. ..	1	4	601	One year from 22nd November 1884 to 21st November 1885.	..	Discontinued from 22nd November 1885.
Jambusar ..	Do. ..	2	12	2,003	One year from 13th August 1885	Incidence per head Rs. 0-10-11. These posts were imposed on the villages of Utan, Manori, and Donzari in the Sábette Taluka for the period of one year on account of the villagers screening the offenders in certain murder cases. The incidence of taxation per male adult is Rs. 1-8-0. They were withdrawn at the end of February 1885.
Thána—Bhiwadi	3	7	254	2 months	This post was retained for one year, but the period shown here is the part of the year under report.
<i>Central Division.</i>							
Násik	1	6	939	2 years.
Sátara	1	3	251	7 months and 8 days
Sholápur	4	20	4,632	2 years.
<i>Southern Division.</i>							
Bijápur	3	16	2,442	One for 3 years & two for 2 years ..	48 offences were committed of which 22 detected.	..
Kolába	6	4	400	One year, of which nine months refer to year under report.	..	A post of one officer and 4 men was established at Pirkon for one year at an annual cost of Rs. 618-4-6 to be contributed by the inhabitants of Pirkon and Kaproli. Incidence of the cost of the post per house is Rs. 1-3-5 and that per head is annas 3-8. The post is to be removed on the 1st April 1886.
Ráinágiri	1	3	508	1 year.
<i>Sind.</i>							
Karáchl—Shekh Sumar	8	2	672	One year ..	7	This punitive post was established on Biddies, Taluka Sehwan, for one year on account of the bad conduct of the inhabitants. To cease by 30th June 1886.
" Suthoon	1	2	432	One year	This punitive post was established on Gote Jani Hind, Taluka Mirpur Batoro. To cease by 30th June 1886.
<i>Railways.</i>							
G. I. P. Railway
E. D. & C. I. Railway
R. M. Railway
Total ..	19	22	93	14,932			
Bombay City and Island			
Grand Total ..	19	22	93	14,932			

(6).—Statement showing Strength, Cost,

District.	SANCTIONED STRENGTH OF POLICE FORCE.										Cost of				
	Commissioner and Deputy Commissioner of Police, Inspector-General, Deputy and Assistant Inspectors-General.	Strength of District, Cantonment, Town or Municipal and Water Police, paid for wholly or in part from Imperial or Provincial Revenues.							Strength of Cantonment, Town or Municipal and Water Police paid wholly from other than Imperial or Provincial Revenues.		Pay and travelling allowances of Controlling Officers (Col. 2), and pay and travelling allowances of their Establishments.	Total pay of District and Assistant District Superintendents (Col. 3.)	Other expenses of Column 3.		
		Number of District and Assistant District Superintendents.	Number of Subordinate Officers on Rs. 100 and upwards.	Number of Subordinate Officers on less than Rs. 100.	Number of Mounted Police Constables.	Number of Foot Police Constables.	Number of Water Police Constables.	Total.	Officers.	Men.			Travelling allowances of District and Assistant District Superintendents.	Pay and travelling allowances of their Establishments.	
1	2	3	4	5	6	7	8	9	10	11	12	13	14	15	
<i>Northern Division.</i>												Rs.	Rs.	Rs.	Rs.
Ahmedabad	2	3	228	101	921	...	1,255	13,959	4,200	5,183	
Knira	1	1	135	35	550	...	722	6,000	1,730	3,947	
Panch Mahals	2	2	104	36	635	...	779	9,060	3,040	4,054	
Broach	1	2	77	22	326	...	428	8,100	2,345	3,137	
Surat	1	2	132	32	692	...	759	1	21	...	8,400	2,432	3,765	
Thana	2	2	132	...	692	...	823	8,960	2,957	5,669	
Inspector General of Police	*1	1	29,624	
Total	*1	9	12	808	226	3,716	...	4,772	1	21	29,624	54,479	16,704	25,755	
<i>Central Division.</i>															
Ahmednagar	2	2	109	26	554	...	693	2	13	...	10,782	2,241	4,386	
Khândesh	3	3	255	83	1,354	...	1,698	...	2	...	17,618	5,833	10,527	
Nâsik	1	2	120	29	608	...	760	13,686	2,214	4,749	
Poona	3	3	177	25	905	...	1,113	...	3	...	14,770	3,674	6,918	
Satâra	1	2	177	18	805	...	1,003	14,400	2,400	5,545	
Sholâpur	1	2	94	15	454	...	566	6,944	2,186	3,492	
Inspector General of Police	
Total	11	14	932	196	4,660	...	5,833	2	18	...	78,200	18,548	35,617	
<i>Southern Division.</i>															
Belgaum	2	2	111	14	560	...	689	9,423	3,500	4,576	
Bijâpur	1	1	101	23	499	...	625	6,000	1,800	3,960	
Dhârwar	1	2	115	22	627	...	767	9,483	2,400	4,550	
Kânara	1	2	106	8	577	...	694	8,284	2,131	3,777	
Kolâba	1	1	71	...	356	...	429	7,994	2,400	3,447	
Ratnâgiri	1	2	113	...	643	...	759	6,123	1,852	1,371	
Inspector General of Police	
Total	7	10	617	67	3,262	...	3,963	47,307	14,173	21,690	
<i>Sind.</i>															
Karâchi	2	5	200	182	1,025	...	1,414	14	146	...	16,395	3,212	6,956	
Haidarabad	1	4	139	107	648	...	899	...	25	...	8,823	2,400	3,690	
Thar and Parkar	1	86	298	176	...	561	1	3	7,303	
Shikârpur	1	4	173	139	810	...	1,127	9	63	...	10,818	2,358	5,969	
Upper Sind Frontier	1	1	34	68	141	...	243	7	20	...	7,165	1,757	3,493	
Inspector General of Police	
Total	5	15	632	794	2,600	...	4,246	31	257	...	43,201	9,727	27,411	
<i>Railways.</i>															
G. I. P. Railway	1	4	87	...	456	...	548	12,000	1,938	4,649	
B. B. & C. I. Railway	1	3	48	...	380	...	432	6	70	...	7,514	2,146	1,920	
Râjputâna-Mâlwa Railway	1	8	...	53	...	62	360	
Total	2	8	143	...	889	...	1,042	6	70	...	19,514	4,084	6,929	
Bombay City and Island	2	7	47	110	30	1,238	87	1,521	6	64	46,450	30,063	3,600	...	
GRAND TOTAL	*3	41	106	3,242	1,313	16,565	87	21,377	46	430	*76,074	2,72,764	66,836	1,17,402	

* There is only one Inspector General of Police for the whole Presidency including Sind.
 † These include 1 Native Officer and 47 Government Police Guards employed at the different offices and buildings

POLICE—continued.

Distribution, and Employment of Police.

Police.									Distribution of Force.			
Total pay of Subordinate Officers (Columns 4 and 5.)	Total pay of Constables of all classes (6, 7, and 8.)	Horse and travelling allowances, permanent or otherwise, not included in Columns 13, 14, and 15.	Average Pay of		Contingencies and all expenses other than included in Columns 12 to 16.	Total Cost.	Payable from Imperial or Provincial Revenues.	Payable from other sources.	In District.			
			Mounted Constables.	Foot and Water Constables.					Guards at District, Central, or Subordinate Jails.		On Station duties.	
16	17	18	19	20	21	22	23	24	25	26	27	28
Rs.	Rs.	Rs.	Rs.	Rs.	Rs.	Rs.	Rs.	Rs.	Rs.	Rs.	Rs.	Rs.
61,252	1,29,016	2,030	355.64	101.04	2,239	2,17,879	2,17,879	127	596
33,675	62,604	2,544	345.	91.9	5,930	1,16,430	1,16,430	...	2	8	105	415
25,869	65,879	2,766	348.44	83.99	10,051	1,20,719	1,20,719	...	8	21	56	365
22,180	40,199	1,130	352.9	99.54	1,666	78,757	78,757	...	2	20	13	64
34,839	71,181	4,369	351.	97.6	15,627	1,40,613	1,38,211	2,402	29	154
34,752	64,224	21,358	...	92.80	5,860	1,24,780	1,24,780	103	174
...	7	29,624	29,624
2,12,567	4,33,103	15,197	350.57	94.47	41,373	8,28,802	8,26,400	2,402	12	49	433	2,068
30,662	60,633	3,071	29.11	93.6	5,027	1,16,802	1,14,050	2,743	60	241
63,328	1,46,485	3,302	349.2	86.8	12,508	2,59,601	2,59,601	...	10	81	197	1,022
34,071	67,160	2,148	353.34	93.6	18,935	1,42,963	1,42,963	...	1	3	100	505
49,081	92,255	2,761	353.49	92.	22,081	1,91,540	1,91,513	27	102	504
42,713	77,534	3,212	350.05	89.03	11,201	1,57,005	1,56,645	360	2	7	124	599
23,828	45,529	1,140	360.	100.2	6,105	89,224	89,224	...	2	12	72	340
...
2,43,683	4,89,506	15,634	244.19	92.53	75,857	9,57,135	9,54,005	3,130	15	103	655	3,211
27,981	51,535	2,983	293.28	84.79	12,353	1,12,441	1,12,441	85	398
24,973	48,948	6,060	116.	92.	13,033	1,04,779	1,04,779	...	3	13	71	304
31,370	61,848	2,632	284.	87.	16,237	1,28,529	1,27,294	1,236	1	13	61	216
27,791	57,039	2,319	361.	93.22	8,981	1,10,322	1,10,322	...	2	7	39	180
18,870	35,881	1,255	...	100.78	3,199	73,046	71,514	1,532	1	6	63	295
30,783	59,160	1,958	...	92.	2,268	1,03,515	1,03,515	...	2	7	84	448
...
1,61,768	3,14,411	17,207	263.57	91.59	56,076	6,32,632	6,29,865	2,767	9	46	403	1,841
61,961	1,51,540	3,572	249.90	104.01	14,289	2,57,925	2,40,489	17,436	5	30	137	605
41,319	94,503	3,408	308.35	87.45	12,990	1,67,133	1,54,255	12,878	8	76	80	400
29,811	96,700	300	295.	108.5	3,897	1,38,011	1,37,277	734	12	67	65	339
48,477	1,11,891	3,007	376.08	98.41	8,238	1,91,758	1,83,001	8,757	3	41	139	656
9,869	30,759	792	274.85	99.70	1,235	55,070	55,070	3	31	155
...
1,92,437	4,85,393	11,079	300.83	99.61	40,649	8,09,897	7,70,092	39,805	28	217	452	2,355
32,566	51,616	2,450	...	111.	15,491	1,20,710	36,212	84,498	92	456
16,009	44,134	1,272	...	118.6	11,360	84,355	74,968	9,387	51	322
2,460	5,338	300	...	100.7	533	8,991	8,991	9	46
51,035	1,01,088	4,022	...	110.1	27,384	2,14,056	1,20,171	93,885	152	824
1,08,962	2,19,900	8,466	576.	118.96	†56,043	†4,73,564	†4,59,200	14,364	141	1,180
9,70,452	20,43,551	71,625	347.3	101.21	2,97,382	39,16,086	37,59,733	1,56,353	64	415	2,236	11,479

* Does not include the cost of the extra men engaged during the busy season (Rs. 2,342).
 † Of these annas Rs. 6,228 are on account of the Police Hospital Charges.

(6).—Statement showing Strength, Cost,

District.	DISTRIBUTION OF FORCE—continued.						Area of whole District in square miles	Population of whole District.	PROPORTION OF THE WHOLE FORCE		
	In District—continued.				On Town, Municipal or Harbour Duty.	In Cantonment.			To Area. (0)		
	Guards over Lock-ups and Treasuries, or escort to prisoners and Treasure or in reserve.		Total.						Of the whole District.	Of Districts exclusive of Towns.	Of Towns.
	Officers.	Men.	Officers.	Men.							
1	29	30	31	32	33	34	35	36	37	38	39
Northern Division.											
Ahmedabad	18	91	145	687	382	39	3,826	8,64,700	3.04	3.31	37.6
Kaira	19	87	126	510	85	...	1,609	8,04,800	2.23	2.53	50.0
Panch Mahals	38	259	102	645	30	...	1,588	2,55,479	2.04	1.64	2.52
Brosach	50	180	65	264	98	...	1,453	3,20,930	3.39	4.17	45.
Surat	69	297	98	451	209	...	1,662	6,14,198	2.1	2.1	132
Thána	31	218	134	692	3,935	8,07,367	4.76	4.73	36
Inspector General of Police
Total ...	225	1,132	670	3,249	804	39	14,073	36,73,474	2.94
Central Division.											
Ahmednagar	27	195	87	436	153	15	6,666	7,51,228	9.83	9.3	4.7
Khándesh	51	332	258	1,435	2	...	9,944	12,37,231	5.85
Násik	10	67	111	575	51	22	5,940	7,81,206	7.61
Poona	12	80	114	584	245	167	5,348	9,00,850	4.8	10.5	52.0
Satára	36	158	162	764	76	...	4,988	10,62,350	5.0	4.8	1.0
Sholápur... ..	10	55	84	407	60	13	4,521	5,82,487	8.01
Inspector General of Police
Total ...	146	887	816	4,201	587	217	37,407	53,15,352	6.41
Southern Division.											
Belgaum... ..	16	113	101	511	58	17	4,856	8,64,014	6.7	6.7	5.3
Bijapur	28	205	102	522	5,757	6,38,493	9.1
Dhárwár... ..	38	313	100	542	124	...	4,534	8,82,907	5.91	6.01	150.6
Kánara	49	341	90	528	75	...	3,910	4,21,840	5.63	6.27	2.0
Koláha	8	55	72	356	1,803	4,82,830	4.20	5.45	40
Ratnágiri	27	153	113	608	37	...	3,922	9,97,090	5.0	5.1	15
Inspector General of Police
Total ...	166	1,180	578	3,067	294	17	24,582	42,87,174	6.20
Sind.											
Karachi	20	122	162	957	285	8	14,115	4,78,688	9.99	9.96	34
Haidarabad	28	169	116	645	122	15	9,052	7,54,624	10.08	12.08	11
Thar and Párkar	9	65	86	471	4	...	12,729	2,03,340	22.85	22.85	...
Shikárpur	13	130	155	827	144	...	9,629	8,22,178	8.54	8.54	63.78
Upper Sind Frontier	4	51	35	209	62	22	2,543	1,42,626	10.42	15.86	16.8
Inspector General of Police
Total ...	74	537	554	3,109	617	45	48,068	24,01,456	11.32
Railways.											
G. I. P. Railway	92	456	No. of miles of Railway.	Number of Stations.	1.34
B. B. & C. I. Railway...	58	51	380	787½
Rájputána-Málwa Railway	7	9	53	111½	16	5	3.8	61
Total	65	152	889	849½	16
Bombay City and Island	19	111	160	1,291	70	...	22	7,73,196	83.36 to 1 sq. m.
GRAND TOTAL ...	630	3,912	2,930	15,306	2,372	318	1,24,152 Miles of Railway 840½	16,450,652 Number of Stations. 10

Note.—The figures respecting area and population differ slightly from those quoted elsewhere.

POLICE—continued.

Distribution, and Employment of Police—concluded.

(OFFICERS AND MEN.)			PROPORTION OF THE POLICE ON STATION DUTIES (OFFICERS AND MEN.)						Total amount of cognizable crime reported.	Proportion of cognizable crime to the Police Force on Station duties.
To Population (7).			To Area.			To Population.				
Of the whole District.	Of Districts exclusive of Towns.	Of Towns.	Of the whole District.	Of Districts exclusive of Towns.	Of Towns.	Of the whole District.	Of Districts exclusive of Towns.	Of Towns.		
40	41	42	43	44	45	46	47	48	49	50
689	533	178	5.2	9.9	13.629	1,195	934	296	2,076	2.87
1,114	1,082	1,364	3.09	32.29	260	1,547.68	1,313.4	234.2	1,684	3.24
328	288	40	3.77	3.04	.73	606	532	74	540	1.28
763	614	149	8.30	1,868	4,043	654	626	8.13
809	638	171	4.3	4.3	67	1,578	1,245	333	1,725	4.4
977	879	97	6.82	6.78	4.78	1,399	1,259	733	2,651	4.59
.....
769.95	4,034	1,999	5.62	1,468.8	9,302	3.71
1,108	983	101	22	21.4	0.20	2,470	2,278	230	1,606	5.03
728.64	8.33	1,037.07	2,686	2.26
1,027.902	9.834	1,293.387	1,704	2.82
809	1,532	204	8.82	8.8	52	1,486	1,281	204	5,032	8.3
1,060	942.3	117.0	6.9	8	1	1,471	1,308	164	1,788	2.4
1,032.7	10.97	1,418.85	1,250	3.03
.....
911.41	9.76	1,387.09	14,006	3.06
1,254	1,220.4	33.5	9.6	9.6	32	1,788.8	1,740.9	47.8	2,064	4.2
1,021	15.2	1,707.2	1,314	3.5
1,151	982.6	189.8	17.2	17.2	52.6	3,187	2,813.5	543.5	1,636	5.54
608	548	840	17.85	17.74	10	1,926	1,549	287	587	2.6
1,125	1,296	1,202	5.03	7.01	.40	1,348	1,668	1,202	1,061	2.96
1,313	1,221	92	7	7	10	1,874	1,742	131	1,409	2.64
.....
1,081.8	10.95	1,910.5	7,971	3.55
339.01	274.34	64.69	14.98	14.93	22	508.16	411.22	96	1,935	48
839.4	941.68	335	18.86	19.35	34	1,572.13	1,508.30	105	3,028	6
365.6	365.6	31.51	31.51	503.31	503.31	581	1.44
729.52	646.67	82.85	12.11	12.08	44.99	1,034.18	916.72	117.45	4,125	5.18
584.5	822.35	131.53	13.67	21.51	13.6	766.86	1,115.06	162.48	577	310
.....
505.56	18.22	876.81	10,246	12.72
.....	1.34	306	558
.....	239	.64
.....	76	1.3
.....
1 to 506.68	23,604	17.86
.....	65,189

B.—POLICE

(7).—Statement showing Equipment, Discipline and

District.	Total sanctioned Strength.		ARMAMENT OF THE FORCE.			PUNISHMENTS.										
			Number provided with Fire-arms.	Number provided with Swords only, or Swords and Batons.	Number provided with Batons only.	Dismissed.		Fined, degraded, or suspended by their own Departmental Officers.		Punished judicially by a Magistrate.						
						Officers.	Men.	Officers.	Men.	Under Police Act.	Under Sections 330, 331, 343, Penal Code.	Under Chapter 0 of Penal Code.	Of Offen.			
1	2	3	4	5	6	7	8	9	10	11	12	13	14	15	16	17
<i>Northern Division.</i>																
Ahmedabad	281	1,022	458	795	7	24	178	..	4	1
Kaira	136	585	298	428	..	1	8	30	41
Panch Mahals	100	671	523	254	13	13	120	..	4
Broach	79	348	151	246	8	12	46	1	1
Surat	184	624	290	468	..	1	5	15	98	..	1	2	1	2
Thana	134	692	355	471	4	8	69	1
Total ..	820	3,042	2,100	2,662	..	2	45	102	550	1	10	2	2	3
<i>Central Division.</i>																
Ahmednagar	111	590	300	233	158	1	3	31	68	..	1
Rhandesh	258	1,437	830	470	420	1	13	26	113	1
Nasik	122	637	262	407	4	10	98	..	1
Poona	180	920	384	220	506	..	8	21	142	..	1	1	..
Satara	173	823	624	320	58	1	1	22	37	1
Sholapur	95	400	245	43	273	1	3	7	50	1	6
Total ..	945	4,876	2,648	1,749	1,424	4	32	126	508	..	3	1	6	..	1	2
<i>Southern Division.</i>																
Belgaum	113	574	367	43	277	2	4	18	48	1	2	1
Bijapur	102	522	351	50	223	..	14	6	48	1
Dharwar	117	649	345	140	281	..	15	1	103	..	1
Kannara	108	585	380	21	283	7	27	1	2	1
Kolaba	72	356	158	270	..	1	3	9	31	..	1
Ratanagiri	115	643	358	27	373	2	6
Total ..	627	3,329	1,968	551	1,437	3	36	43	263	2	6	1	2
<i>Sind.</i>																
Karachi	205	1,207	584	766	62	..	21	13	74	..	2	2
Haidarabad	143	765	396	257	245	..	10	36	80	..	12
Thar and Parkar	87	474	518	23	7	2	48	..	2
Shikarpur	177	849	483	643	13	22	176	..	9
Upper Sind Frontier	25	209	67	157	4	7	57	..	1
Total ..	647	3,594	2,088	1,846	307	..	64	70	434	..	26	2
<i>Railways.</i>																
G. I. P. Railway	91	456	..	12	635	..	17	6	53
B. B. & C. I. Railway	51	380	21	23	387	1	25	17	147	..	1
R. M. Railway	9	53	32	30	1	..	18
Total ..	151	889	53	65	922	1	43	23	213	..	1
Bombay City and Island	108	1,356	..	40	1,479	..	71	21	625	..	7	..	1
GRAND TOTAL ..	3,353	17,986	8,867	6,913	5,569	10	291	304	2,798	3	68	4	8	..	1	9

Note.—This statement does not refer to Assistant

—continued.

General Internal Management of the Force.

to. her ces.	REWARDS.		EDUCATION.				Number enlisted during the year.	Of one year's service and under ten years.	Of ten years' service and upwards.	NUMBER WHO HAVE LEFT THE FORCE DURING THE YEAR.							Percentage in Hospital during the year to Total Strength of Force.	Percentage of Deaths during the year to Total Strength of Force.	
	Number of Police rewarded during the year.		Number of Police who can read and write.		Number of Police under instruction during the year.					On Pension.	On Gratuity.	By Resignation without Pension or Gratuity.	By Dismissal. (Columns 7 and 8).	By Discharge otherwise than under preceding Columns.	By Desertion.	By Death.			
	By Promotion.	By Money Rewards.	Officers.	Men.	Officers.	Men.													
Men.	18	19	20	21	22	23	24	25	26	27	28	29	30	31	32	33	34	35	36
8	235	3	199	690	1	158	188	678	370	15	..	58	7	58	2	10	31.8	1.4	
..	2	36	69	195	..	259	44	590	304	5	..	10	9	1	..	10	13.9	1.3	
5	2	1	51	59	22	261	120	330	266	16	5	26	13	5	11	5	100	0.84	
7	18	..	39	76	10	93	51	188	137	15	2	16	8	7	..	6	48.47	1.40	
4	21	..	93	281	..	119	95	341	319	18	..	14	6	29	1	14	51.7	1.8	
3	1	..	79	141	6	69	43	303	370	7	1	11	4	18	2	0	33.80	1.09	
27	379	44	552	1,472	40	952	541	2,343	1,821	70	12	133	47	148	10	63	..	1.32	
1	60	329	..	164	47	268	376	12	..	23	4	7	27.9	1.01	
1	32	5	176	422	..	179	91	609	969	1	1	14	14	40	24.5	2.4	
5	..	6	80	221	..	111	65	309	333	5	1	12	4	6	..	14	48.81	1.84	
..	368	6	111	303	17	261	77	472	553	14	4	15	9	19	..	15	32.61	1.35	
2	18	..	221	276	18	119	38	366	596	23	1	2	2	2	..	8	21.75	0.8	
..	65	145	..	7	43	298	223	2	1	3	8	..	1	8	26	1.4	
..	416	10	612	1,696	35	845	361	2,321	3,103	86	9	60	36	27	1	92	..	1.68	
..	
3	4	13	74	153	..	51	46	344	299	13	2	13	6	13	16	1.8	
0	5	22	45	80	4	110	60	349	245	11	..	6	14	5	26.08	.8	
2	7	3	90	225	2	47	66	348	364	6	..	15	15	..	4	10	14.8	1.3	
..	6	3	70	215	..	86	64	322	397	5	2	8	14	..	2.02	
..	8	9	45	109	..	67	28	242	158	14	2	5	4	3	..	2	25.26	4.6	
..	..	3	94	365	..	55	88	281	442	13	2	5	6	11.8	.8	
14	20	52	419	1,147	6	425	237	1,874	1,765	62	8	62	30	36	4	50	17.15	1.26	
..	
12	..	2	79	107	245	659	468	22	17	138	21	47	7	44	30.16	3.11	
10	163	7	72	68	252	342	297	12	4	67	19	6	7	20	46.55	2.23	
23	..	24	25	74	33	240	215	5	4	26	7	13	42.24	2.41	
19	156	..	95	186	..	93	158	642	319	13	4	116	14	2	2	15	81.34	1.33	
5	..	3	20	20	4	5	29	160	54	2	..	15	4	1	..	6	61	2.45	
60	319	36	290	455	4	98	712	2,102	1,343	54	20	362	64	56	16	98	..	2.31	
..	
7	172	6	34	364	91	314	142	4	2	32	17	7	1	12	60	2.8	
9	7	7	31	131	70	227	130	3	4	28	20	17	..	3	
3	12	2	9	33	6	33	23	1	..	2	..	22.5	..	
19	184	16	124	528	167	574	295	7	6	60	44	24	5	16	..	1.4	
7	208	146	118	362	160	878	472	45	10	14	71	1	6	22	166.38	1.44	
145	1,436	309	2,100	5,660	85	2,320	2,237	10,992	8,799	330	74	690	301	292	46	346	..	1.56	

District Superintendents or officers of higher rank.

B.—POLICE—continued.

(8.)—Statement showing the Race and Religion or Caste of Officers and Men employed in the Police.

Division.	RACE.													RELIGION OR CASTE.																																							
	Europeans.					Eurasians.			Natives.					Officers.										Men.																													
	Commissioner and Deputy.	District or Assistant District Superintendants.	Sub-ordinate Officers.	On Rs. 100 and upwards.	Below Rs. 100.	Constables.	District or Assistant District Superintendents.	Sub-ordinate Officers.	On Rs. 100 and upwards.	Below Rs. 100.	Constables.	District or Assistant District Superintendents.	Sub-ordinate Officers.	On Rs. 100 and upwards.	Below Rs. 100.	Constables.	Christians.	Mahomedans.	Brahmins.	Rajputs.	Kans.	Sikhs.	Marathas.	Bhils.	Kolhs.	Bhandaris.	Dhangars.	Naidus.	Pardeshis.	Langayats.	Mudliars.	Hindus of all other Castes.	Parsis.	Jews.	Christians.	Mahomedans.	Brahmins.	Rajputs.	Banias.	Gurkhas.	Sikhs.	Marathas.	Bhils.	Kols.	Bhandaris.	Dhangars.	Naidus.	Pardeshis.	Langayats.	Mudliars.	Hindus of all other Castes.	Parsis.	Jews.
2																																																					
Northern Division	1	7	..	1	1	1	7	1	11	792	3,892	18	311	69	27	93	22	80	187	12	4	8	1,304	218	135	1	424	327	416	950	..	6	4,714	
Central Division	2	9	1	..	3	..	2	7	2	..	8	912	4,850	30	331	90	30	312	58	2	86	3	2	20	1,672	115	118	1,714	633	60	516	..	4	5,796		
Southern Division	1	6	2	10	611	3,303	15	197	55	25	7	..	1	4	16	..	310	1	..	66	1,172	65	67	634	5	..	14	60	3	1,920	..	3	3,983		
Sind	1	4	1	6	13	625	3,512	10	469	26	5	..	5	16	3	102	1	1	..	2,662	190	62	..	1	25	116	23	438	8	..	4,162				
G. I. P. Railway	1	..	3	2	1	85	450	6	27	5	54	2	189	14	1	290	4	..	548					
B. E. & C. I. Railway	2	45	377	..	20	4	1	21	4	104	28	6	236	2	1	427					
R. M. Railway	1	8	53	..	3	1	..	1	..	1	2	1	24	2	4	1	2	5	3	7	62				
Total	6	26	5	7	5	..	3	10	9	1	46	3,091	16,443	74	1,358	249	88	1	5	422	85	82	7	..	1	4	15	..	761	21	7	86	7,137	630	443	1	1	26	2,256	938	490	32	5	..	14	60	3	4,263	27	..	19,642
Town and Island of Bombay ..	1	2	..	6	43	1	4	100	1,356	51	53	4	55	2	..	2	321	71	5	1	953	2	1	1,521				
GRAND TOTAL ..	1	2	6	32	48	7	5	..	3	10	9	2	50	3,190	17,799	125	1,411	253	88	1	5	422	85	82	7	..	1	4	15	..	816	23	7	88	7,458	701	448	1	1	27	2,256	938	490	32	5	..	14	60	3	5,216	30	..	21,163

B.—POLICE—concluded.

(9.)—Statement showing the total Expenditure on Police Buildings during the year 1885.

Division.	Expenditure from Departmental Public Works Budget.	Expenditure from Police Budget.	Rate per man on the total sanctioned number of Police of all grades.			Division.	Expenditure from Departmental Public Works Budget.	Expenditure from Police Budget.	Rate per man on the total sanctioned number of Police of all grades.		
	Rs.	Rs.	Rs.	₹.	p.		Rs.	Rs.	Rs.	a.	p.
Northern Division ...	55,913	7,107	13	3	4	Brought forward ...	1,04,612	34,121		
Central Division ...	10,370	4,311	2	8	3	G. I. P. Railway		
Southern Division ...	27,558	15,478	10	13	9	B. B. & C. I. Railway		
Sind ...	10,771	7,225	4	3	9	R. M. Railway		
						Bombay City and Island ...	7,881	872	6	12	0
Carried forward ...	1,04,612	34,121			Total ...	1,12,493	34,993	6	14	11

(10.)—Statement of Dismissals and Resignations in the Subordinate Grades of the Police during the year 1885.

Division.	Total Strength of the Force at the commencement of the year.			Number of Men (included in Column 2) discharged on reduction.			Number of dismissals from all other causes.			Number of resignations.			Percentage of dismissals from other causes than reduction and of resignations together, on the whole strength of each branch of the Force as shown in Column 2.		
	1	2		3		4		5		6		7			
	Regular Police.	Railway Police.	Municipal Police.	Regular Police.	Railway Police.	Municipal Police.	Regular Police.	Railway Police.	Municipal Police.	Regular Police.	Railway Police.	Municipal Police.	Regular Police.	Railway Police.	Municipal Police.
Northern Division ..	4,749	18	88	133	4.6
Central Division ..	5,767	..	9	36	69	1.81
Southern Division ..	3,899	21	9	5	21	..	43	50	2.3
Sind ..	8,789	291	191	23	..	9	170	9	16	252	73	37	11.29	28.17	27.74
G. I. P. Railway	547	25	32	10.
B. B. & C. I. Railway	430	36	28	12.6
R. M. Railway	62	1	1.6
Bombay City and Island ..	1,501	..	20	71	14	5.66
Total ..	19,095	1,851	229	51	21	9	414	61	16	518	138	37	4.78	14.35	23.14

C.—JUDICIAL STATEMENTS.

(1.)—(Civil and Criminal).—Statement showing the Number of Judicial Divisions and the Number of Officers exercising Appellate or Original Jurisdiction in the Presidency of Bombay on the last day of the year 1885, with the Cost of Tribunals.

Name of Presidency.	Area.	Population.	Number of Divisions for Courts under Chief Court, but superior to the Chief Courts of Districts.	Number of Districts.	Number of Sub-Districts.	TOTAL NUMBER OF OFFICERS EXERCISING ORIGINAL OR APPELLATE JURISDICTION.					TOTAL NUMBER OF CASES DECIDED.				Total Receipts of the Courts.	Total Charges of the Courts.	REMARKS.										
						Judges of Chief Court of Province.	Judges of other Courts superior to Chief Courts of Districts.	Judges of Chief Courts of Districts.	Judges of District Courts other than Chief Courts.	Judges of other Subordinate Courts.	Original.		Appeals.														
											Regular.	Miscellaneous.	Regular.	Miscellaneous.													
1	2	3	4	5	6	7	8	9	10	11	12	13	14	15	16	17	18										
Presidency of Bombay.	Territory subject to the High Court.	76,515	13,940,660	..	13	103	(a) 7	..	(b) 13	6	(c) 114	166,747	205,301	4,170	453	Rs. 1 a. p.	Rs. s. p.	(a) Includes the Chief Justice. (b) The District Judge of Poona is also Agent for Sardars in the Deccan. (c) Includes 3 Small Cause Court Judges, 2 Registrars and 6 unpaid officers. Besides these there were also 3 Cantonment Magistrates, 1 Agent for Kolhapur and Southern Maratha Country and 138 Muzaldars and Mahaldaris under Act III. of 1870 who exercised civil powers. (d) These are District Magistrates exclusive of Sessions and Assistant Sessions Judges. (e) These include all classes of Magistrates except District Magistrates. Besides these there was 1 Subordinate Judge who was invested with criminal powers and also 13,357 Police Patels. (f) Is the Judge of the Sadar Court in Sind. (g) Besides these the Deputy Commissioner of Thar and Parkar exercised civil powers. (h) Includes 1 Small Cause Court Judge. Besides these there were also 1 Registrar, 1 Cantonment Magistrate, 1 Deputy Collector, 7 Mukhtyarkars and 6 Munshis and 60 Muzaldars who exercised civil powers. (i) These include all classes of Magistrates except District Magistrates. (j) Includes also applications for execution of decrees and applications under Chapter XX., Civil Procedure Code.									
							Criminal ..	18	157	(d) 18	..	(e) 516	56,916				1,155	2,497	913	19,69,878	4	4	36,93,422	6	3
							Revenue
	Territory not subject to the High Court.	48,014	2,413,893	..	4	13	(f) 1	..	(g) 3	..	(h) 14	21,505	14,509	308	31	2,80,687	9	0	5,36,087	14	2						
Criminal ..	5	21	(d) 5	..	(i) 133	14,750	425	1,354	766		
Revenue	420							
Total	271,052	(j) 222,268	8,329	2,163	22,50,587	13	4	42,29,510	4	5							

Statement showing the Number of Judicial Officers exercising Original and Appellate Jurisdiction, both Europeans and Natives, in the Presidency of Bombay, including Sind.

Designation.	Europeans.	Natives.	Designation.	Europeans.	Natives.
Chief Justice and High Court Judges ..	6	1	Subordinate Judges, First Class ..	1	16
Judge of the Sadar Court in Sind ..	1	..	Do. Second Class	99
District and Sessions Judges ..	15	1	Magistrates, First Class ..	86	77
Assistant Judges, F.P., and Joint Sessions Judge ..	2	..	Do. Second Class ..	7	237
Assistant Judges ..	4	..	Do. Third Class ..	7	258
Small Cause Court Judges ..	1	3	Police Patels	13,857

C.—JUDICIAL STATEMENTS—continued.

(2.)—(Criminal).—Statement of Offences reported and of Persons tried, convicted, and acquitted of each class of offence in the Presidency of Bombay in the year 1885.

Description of Offence.	Number of offences reported.	Number of cases returned as true.	Number of cases brought to trial during the year.	NUMBER OF PERSONS.					REMARKS
				Under trial during the year, including pending from previous year.	Acquitted or discharged.	Convicted.	Died, escaped, or transferred to another Province.	Remaining under trial.	
1	2	3	4	5	6	7	8	9	10
Offences against the State, Chapter VI. of the Indian Penal Code.	1	
Offences relating to the Army and Navy ... Chap. VII.	
Offences against the public tranquility ... VIII.	639	372	366	2,953	1,754	1,113	2(a)	84	(a) Died.
Attempts at do. ...	1	
Offences by or relating to public servants ... IX.	88	67	68	94	55	38	...	1	
Attempts at do. ...	1	1	1	2	...	2	
Contempts of the lawful authority of public servants ... X.	740	724	697	1,071	480	559	...	32	
Attempts at do. ...	4	4	4	7	2	5	
False evidence and offences against public justice ... XI.	775	697	698	900	375	473	3(b)	49	(b) Died.
Attempts at do. ...	3	3	3	3	...	3	
Offences relating to coin and Government Stamps ... XII.	146	121	121	143	75	67	...	1	
Attempts at do. ...	1	1	1	2	...	2	
Offences relating to weights and measures ... XIII.	208	198	198	210	59	150	...	1	
Offences affecting the public health, safety, convenience, decency and morals ... XIV.	1,337	1,235	1,232	1,589	320	1,256	...	13	
Attempts at do. ...	1	1	1	1	1	
Offences relating to religion... XV.	55	43	34	194	67	89	...	38	
Attempts at do. ...	1	
Offences affecting life ...	453	350	376	710	336	271	4(c)	99	(c) Died.
Attempts at do. ...	101	71	75	88	31	54	2(d)	1	(d) Died.
Causing of miscarriage, injuries to unborn children, exposure of infants, and the concealment of births.	15	64	72	92	42	49	...	1	
Attempts at do. ...	2	1	
Hurt ...	23,711	18,746	18,465	45,606	40,975	4,251	4(e)	376	(e) 3 died and 1 escaped. 2 complainants were fined under Section 250, C. P. Code.
Attempts at hurt ...	12	12	12	20	13	7	(f) 1 died and 1 escaped. 1 complainant was fined under Section 250, C. P. Code.
Wrongful restraint and wrongful confinement.	737	354	346	707	617	78	2(f)	10	
Offences affecting the human body, Chapter XVI.									
Attempts at do. ...	5	5	5	9	4	5	
Criminal force and assault.	4,022	2,805	2,735	5,477	4,556	881	...	40	22 complainants were fined under Section 250, C. P. Code.
Attempts at do. ...	3	3	3	3	3	
Kidnapping, forcible abduction, slavery and forced labour.	143	59	60	142	111	27	...	4	
Attempts at do. ...	2	2	2	2	...	2	
Rape ...	141	59	62	76	49	20	...	7	
Attempts at do. ...	9	6	6	9	7	2	
Unnatural offence ...	34	25	30	32	12	19	1(g)	...	(g) Died.
Attempts at do. ...	3	2	2	2	...	2	
Theft ...	15,534	8,811	8,200	12,803	4,720	7,901	12(h)	260	(h) 3 died, 7 escaped and 2 transferred.
Attempts at theft ...	65	47	37	52	21	30	...	1	
Extortion ...	102	75	175	169	138	31	...	27	
Robbery and dacoity ...	495	205	204	547	293	227	
Attempts at do. ...	6	2	2	3	2	1	
Criminal misappropriation of property.	709	540	537	889	546	320	3(i)	20	(i) 2 died and 1 escaped.

C.—JUDICIAL STATEMENTS—continued.

Description of Offence.	Number of offences reported.	Number of cases returned as true.	Number of cases brought to trial during the year.	NUMBER OF PERSONS.					REMARKS.
				Under trial during the year, including pending from previous year.	Acquitted or discharged.	Convicted.	Died, escaped, or transferred to another Province.	Remaining under trial.	
1	2	3	4	5	6	7	8	9	10
Attempts at criminal misappropriation of property.	2	2	2	2	...	2	
Criminal breach of trust...	1,444	601	582	767	484	264	...	19	(j) Escaped.
Receiving stolen property.	1,033	869	859	1,561	692	812	2(j)	55	
Attempts at do. ...	6	6	6	9	4	5	(k) Escaped.
Cheating ...	713	332	329	488	379	92	2(k)	15	
Attempts at cheating ...	2	2	2	5	1	4	
Fraudulent deeds and disposition of property.	20	15	15	31	25	6	
Attempts at do. ...	1	1	1	2	2	
Mischief ...	5,167	3,470	3,196	7,788	6,559	1,158	2(l)	69	(l) Escaped. 13 complainants were fined under Section 250, C. P. Code
Attempts at mischief ...	12	8	8	10	1	9	
Criminal trespass ...	4,568	2,918	2,393	4,813	3,213	1,523	10(m)	67	(m) 3 died, 1 escaped and 6 transferred.
Attempts at do. ...	55	15	17	24	7	17	
Offences relating to documents and to trade or property-marks ... Ch. XVIII, I. P. C.	76	55	58	127	97	16	...	14	
Attempts at do.	1	...	1	
Criminal breach of contracts of service ... Ch. XIX.	29	21	20	23	14	9	
Offences relating to marriage... „ XX.	1,311	803	794	1,708	1,450	147	4(n)	107	(n) 1 died and 3 escaped.
Attempts at do. ...	2	2	2	5	5	
Defamation ... „ XXI.	263	195	183	350	296	52	...	2	
Criminal intimidation, insult and annoyance ... „ XXII.	7,296	5,704	5,537	12,851	11,915	839	1(o)	96	(o) Died.
Attempts at do. ...	1	1	1	1	...	1	
Offences under special and local laws—									
Arms Act XL of 1878, India ...	259	242	244	272	27	238	...	7	14 complainants were fine under Section 250, C. F. Code.
Army Act I of 1881, India ...	34	33	33	34	5	28	...	1	
Breaches of Contract Act XIII. of 1859, India.	298	277	277	313	204	103	...	6	
Cantonment Act III. of 1890, India ...	34	34	34	34	1	33	
Cattle Trespass Act I. of 1871, India ...	1,565	1,271	1,263	3,415	2,857	534	...	24	6 complainants were fine under Section 250, C. F. Code.
Civil Procedure Code Act XIV. of 1882, India.	66	64	64	93	28	63	...	2	
Coasting Vessels, Bombay, Act XIX. of 1838, India.	22	22	22	23	6	17	
Criminal Procedure Code Act X. of 1882, India.	385	378	378	654	199	453	...	2	
Deccan Agriculturists' Relief Act XVII. of 1879, India.	66	64	64	67	47	20	
Factories Act XV. of 1881, India ...	1	1	1	1	...	1	
Forest Act VII. of 1878, India ...	610	601	604	1,152	275	868	1(p)	8	(p) Died.
Fraudulent Breaches of Contract by Workmen Act XIII. of 1859, India.	2	2	1	4	3	1	
Merchants' Seaman Act I. of 1859, India.	22	22	22	22	2	20	
Merchants' Shipping Act VII. of 1880, India.	3	3	3	3	...	3	
Mutiny Act as amended by Act VII. of 1867, India.	2	2	2	3	1	2	
Native Passengers Ships Act VIII. of 1876, India.	7	7	7	7	1	6	
Obstruction in Fairways Act XVI. of 1881, India.	1	1	1	1	1	
Opium Act I. of 1878, India ...	509	457	443	552	145	402	...	5	
Ports Act XII. of 1875, India ...	142	142	142	147	1	146	
Post Office Act XIV. of 1866, India ...	12	11	11	11	3	8	
Presidency Towns Amended Police Act XLVIII. of 1860.	1	1	1	2	2	
Railway Act IV. of 1879, India ...	179	174	173	215	35	179	...	1	
Registration Act III. of 1877, India ...	11	11	8	18	11	6	...	1	
Registration of Vessels Act XIX. of 1838, India.	3	3	3	4	...	4	
Salt Act XII. of 1882, India ...	126	122	126	141	16	117	...	8	
Stage Carriages Act XVI. of 1861, India.	6	6	6	11	1	10	
Stamp Act XVIII. of 1869, India ...	7	7	7	8	...	8	
Stamp Act I. of 1879, India ...	53	53	52	68	18	48	...	2	
Telegraph Act I. of 1876, India ...	4	8	3	4	1	3	
Transport of Salt by Sea Act XVI. of 1879, India.	13	13	13	13	2	11	

C.—JUDICIAL STATEMENTS—continued.

Description of Offence.	Number of offences reported.	Number of cases returned as true.	Number of cases brought to trial during the year.	NUMBER OF PERSONS.					REMARKS.
				Under trial during the year, including pending from previous year.	Acquitted or discharged.	Convicted.	Died, escaped or transferred to another Province.	Remaining under trial.	
1	2	3	4	5	6	7	8	9	10
Treasure Trove Act VI. of 1878, India ...	11	11	12	26	10	16	
Sea Customs Act VIII. of 1878, India ...	1	1	1	1	1	
An Act to reduce the pecuniary penalty for purchasing arms, &c., from soldiers, Act VII. of 1867, India.	1	1	1	1	...	1	
A'bkári Act V. of 1878, Bombay ...	1,990	1,846	1,834	2,320	486	1,817	...	17	
Attempts at do. ...	1	1	1	1	...	1	
Cantonment Act III. of 1867, Bombay ...	2,521	2,484	2,443	2,565	187	2,375	1(g)	2	(g) Transferred.
District Police Act VII. of 1867, Bombay ...	4,974	4,941	4,934	5,219	321	4,890	...	8	
Gambling Act III. of 1886, Bombay ...	255	85	86	463	130	333	
Irrigation Act VII. of 1879, Bombay ...	115	111	110	189	81	105	...	3	
Jails Act, II. of 1874, Bombay ...	6	6	6	8	2	6	
Karachi Tramway, Act II. of 1883, Bombay.	5	5	5	6	3	3	
Land Revenue Code Act V. of 1879, Bombay.	122	121	123	169	34	135	
Municipal Act VI. of 1873, Bombay ...	5,661	5,520	5,520	6,012	562	5,419	1(r)	30	(r) Died.
Police Regulation XII. of 1827, Bombay ...	1	1	1	1	...	1	
Public Conveyance Act VI. of 1863, Bombay.	458	450	446	482	105	376	...	1	
Public Ferries Act II. of 1868, Bombay ..	30	23	23	26	9	17	
Registration of Boats Act I. of 1863, Bombay.	17	15	15	17	6	11	
Sales of Poisons Act VIII. of 1866, Bombay.	6	5	5	5	3	2	
Salt Act VII. of 1873, Bombay ...	334	332	332	433	55	377	...	1	
Tolls Act III. of 1875, Bombay ...	2	2	2	2	2	
Vaccination (Karachi) Act IV. of 1879, Bombay.	31	31	31	31	2	29	
Village Police Act VIII. of 1867, Bombay.	2,603	2,528	2,527	3,398	1,306	2,070	...	13	
Total ...	95,884	73,284	71,300	1,33,930	88,005	44,216	57	1,652	

C.—JUDICIAL

(2 A.)—(Criminal) Statement showing the General Result of the Trial of European

Description of Offence.	NUMBER OF PERSONS ACCUSED AND BROUGHT BEFORE A MAGISTRATE.								PERSONS WHOSE CASES									
	Remaining at the close of the previous year.	Within the year.					Died, escaped or transferred to other Provinces.	Number actually brought to trial.	By District Magistrate and other First Class Magistrates.						By Courts of			
		On Complaint, Section 101 (a), Original Procedure Code.	On Police Report, Section 191 (b) of the Code.	By Magistrate <i>pro motu</i> , Section 101 (c) of the Code.	On transfer from another Province.	Total.			Received by transfer under Section 461 B of the Code.	Committed.		Transferred by order under Section 461 B of the Code.	Total, omitting entries in Columns 10 and 16.	Received by transfer under Section 461 B of the Code.	Committed.			
										Convicted.	Acquitted or discharged.				Convicted.	Acquitted or discharged.		
1	2	3	4	5	6	7	8	9	10	11	12	13	14	15	16	17	18	19
Offences against the State, Chapter VI. of the Indian Penal Code																		
Offences relating to the Army and Navy, Chapter VII., Indian Penal Code																		
Offences against the public tranquillity, Chapter VIII., Indian Penal Code			2			2		2			2				2			
Offences by or relating to public servants, Chapter IX., Indian Penal Code																		
Contempts of the lawful authority of public servants, Chapter X., Indian Penal Code		3				3		3		1	2				3			
False evidence and offences against public justice, Chapter XI., Indian Penal Code																		
Offences relating to coin and Government Stamps, Chapter XII., Indian Penal Code																		
Offences relating to weights and measures, Chapter XIII., Indian Penal Code																		
Offences affecting the public health, safety, convenience, decency and morals, Chapter XIV., Indian Penal Code			1			1		1			1				1			
Offences relating to religion, Chapter XV., Indian Penal Code																		
Offences affecting life								1										
Causing of miscarriage, injury to unborn children, exposure of infants and the concealment of births.																		
Hurt		10	2			18		18		9	9				18			
Wrongful restraint and wrongful confinement																		
Criminal force and assault						5		5		4	1				5			
Kidnapping, forcible abduction, slavery and forced labour																		
Rape																		
Unnatural offence																		
Theft			4			4		0		1	3	2			6			1
Extortion											4							
Robbery and dacoity																		
Criminal misappropriation of property						1		1			1				1			
Criminal breach of trust			1			1		3			1	1			2			1
Receiving of stolen property																		
Cheating		1				1		1				1			1			
Fraudulent deeds and disposition of property																		
Mischief																		
Criminal trespass		1	3			4		4		1	1	2			4			
Offences relating to documents and to trade or property marks, Chapter XVIII.																		
Criminal breach of contracts of service, Chapter XIX.																		
Offences relating to marriage, Chapter XX.																		
Defamation, Chapter XXI.			1			1		3		1					1			
Criminal intimidation, insult and annoyance, Chapter XXII.																		
Special and local laws		18	20			38		38		30	8				38			
Total		46	33			79		86		47	29	6			82		1	1

NOTE.—The figures in this Statement

C.—JUDICIAL STATEMENTS—continued.

(3.)—(Criminal) Statement of Miscellaneous Proceedings under the Criminal Procedure Code in the Presidency of Bombay during the year 1885.

Nature of Proceedings.	Total Number of cases before the Courts during the year.	Number of Persons concerned.	Number of Persons discharged.	Number of Persons convicted.	REMARKS.
1	2	3	4	5	6
1. Proceedings against witnesses under Chapter VI. C. and Section 485.	17	17	6	11	
2. Proceedings under Chapter VIII. to prevent breach of the peace.	77	335	79	256	
3. Proceedings under Chapter VIII. Security for good behaviour.	296	431	118	313	
4. Proceedings against local nuisances, Chapter X. ..	59	102	15	87	
5. Possession, Chapter XII.	32	113	51	62	
6. Frivolous or vexatious complaints summarily dealt with under Chapter XX., Section 250.	98	139	41	98	
7. Non-attendance of jurors or assessors, Chapter XXIII., Section 332.	10	10	8	2	
8. Maintenance, Chapter XXXVI.	807	807	389	418	
9. Forfeiture of bail or recognizance under Chapter XLII.	184	250	61	189	
Total ...	1,580	2,204	768	1,436	

(4.)—(Criminal) Statement showing the general Result of Criminal Trials in the Tribunals of various classes in the Presidency of Bombay in the year 1885.

Class of Courts.	Total Number of Persons under trial.	PERSONS WHOSE CASES WERE DISPOSED OF.					Persons remaining under trial at the end of the year.	Number of cases disposed of during the year.	Average Number of Days during which each case lasted.	Number of Witnesses examined.	REMARKS.
		Died, escaped or transferred to another Province.	Discharged or acquitted.	Convicted.		Committed or referred.					
				On regular trial.	On summary trial.						
1	2	3	4	5	6	7	8	9	10	11	12
Village Officers	3,459	...	1,311	946	1,189	...	13	2,583	1-23	4,116	
Subordinate Magistrates— Special Magistrates under Section 14	584	...	337	215	...	11	21	336	2-66	790	
Honorary Magistrates sitting singly	4,267	...	1,637	2,463	159	...	8	3,036	3-14	5,681	
Stipendiary Magistrates sitting singly	124,533	46	83,437	30,326	7,122	2,133	1,469	63,497	4-37	184,550	
Benches of Magistrates ...	681	...	320	303	55	...	3	464	1-59	905	
District and Divisional Magis- trates' cases referred under Sections 347, 349, Criminal Pro- cedure Code	957	1	300	626	1	26	3	585	5-20	3,394	
Chief Magistrates of Districts ...	87	...	33	39	3	5	7	48	6-23	248	
Courts of Sessions	1,406	10	596	686	...	61	113	724	25-76	6,012	
Superior Courts	122	...	32	75	15	79	22-8	219	
Total	(a) 136,156	(b) 57	88,003	35,679	8,529	2,236	1,652	71,354	8-11	205,024	(a) If 2,236 persons committed or referred shown in column 7 be deducted from this, the balance will agree with the figure shown in column 5 of Statement No. 2. (b) Of those 27 died, 21 escaped, and 9 were transferred.

C.—JUDICIAL STATEMENTS—continued.

(5).—(Criminal) Statement showing the Punishment inflicted by the various Criminal Tribunals in the Presidency of Bombay in the year 1885.

Class of Tribunal.	PERSONS SENTENCED TO										DETAIL OF PUNISHMENT.													REMARKS.						
	Death.	Transportation.	Penal Servitude.	Imprisonment.			Fine.	Whippings.	Persons ordered to find or give security or recognizance to keep the peace or sureties for good behaviour.	Persons imprisoned in default of security for good behaviour.	Fine.						IMPRISONMENT.				WHIPPED.									
				Rigorous.	Simple.	Forfeiture of property.					Rs. 10 and under.	Rs. 50 and under.	Rs. 100 and under.	Rs. 500 and under.	Rs. 1,000 and under.	Above Rs. 1,000.	Total amount of fines imposed during the year.	Total amount of fines realized during the year.	Amount paid by way of compensation.	15 days and under.	6 months and under.	2 years and under.	7 years and under.		Above 7 years.	10 stripes and under.	20 stripes and under.	30 stripes and under.	Number of boys whose sentences were commuted to detention in a Reformatory School.	
1	2	3	4	5	6	7	8	9	10	11	12	13	14	15	16	17	18	19	20	21	22	23	24	25	26	27	28	29	30	
Village Officers					467		1,668				1,668						Rs. a. p.	Rs. a. p.	Rs. a. p.	467										
Subordinate Magistrates—																														
Special Magistrates under Section 14.				31	4		189				179	10					706 14 6	634 12 0		11	23	1								1
Honorary Magistrate sitting singly.				111	11		2,515	1		4	2,448	62	9	1			6,353 4 0	5,254 7 3	166 10 0	33	72	21				1				2
Stipendiary Magistrates sitting singly.				9,848	755		28,237	682	540	115	23,904	3,868	345	115	5		2,33,427 8 0	2,00,388 2 5	15,409 4 1	2,734	6,009	967	13		233	285	94		8	
Benches of Magistrates				26	7		337				328	9					793 12 0	709 12 0		25	8									
District and Divisional Magistrates—Cases referred under Sections 347 and 439, Criminal Procedure Code.				523	4		190	31	9	2	65	68	46	10			12,246 0 0	7,171 2 11	494 0 0	9	117	400	3		3	6	22			
Chief Magistrates of Districts				19	1		30				7	9	1	3			1,635 0 0	1,457 11 0	22 0 0	4	8	11								
Courts of Sessions		133		518	26		49	9	2	3	1	16	13	16	3		7,600 0 0	2,892 14 8	250 4 10	17	118	150	257	6	2	2	4		3	
Superior Courts		31	21	19	1		3				1	1			1		2,030 0 0	2,030 0 0	1,000 0 0	1	2	10	7							
Total	81	154		11,090	1,276		33,208	708	551	123	28,596	4,038	414	161	8	1	2,66,136 1 6	2,21,909 9 3	17,342 2 11	2,301	7,342	1,600	250	6	233	235	120		15	

C.—JUDICIAL STATEMENTS—continued.

(6.)—(Criminal) Statement showing the Result of Appeal and Revision in Criminal Cases in the Presidency of Bombay in the year 1885.

Tribunals.	NUMBER OF PERSONS.											Average Number of Days during which each Appeal lasted.	REMARKS.
	Total Number of Appellants and Applicants for revision before the Courts.	Died, escaped, transferred to another Province.	Appeals or Applications rejected.	Sentence or Order confirmed.	Sentence enhanced.	Sentence reduced or otherwise altered.	Sentence reversed.	Proceedings quashed.	New trial or further enquiry ordered.	Referred for revision to the High Court.	Pending trial.		
1	2	3	4	5	6	7	8	9	10	11	12	13	14
<i>Appeals.</i>													
To Chief Magistrates of Districts	2,731	1	323	1,341	1	282	668	30	8	6	71	11·04	
„ Courts of Sessions	1,616	...	561	558	...	164	276	...	10	1	56	12·68	
Superior Courts... { By persons convicted ...	424	...	145	131	...	61	46	...	1	...	40	28·25	
{ By Government from judgments of acquittal.	28	9	...	5	5	...	4	110·2	
Total	4,794	1	1,029	2,039	1	502	990	30	24	7	171	40·54	
<i>Revision.</i>													
By Chief Magistrates of Districts	687	...	86	464	...	2	6	...	17	113	1	14·72	
„ Courts of Sessions	519	...	189	176	15	15	38	100	28	24·59	
„ Superior Courts	1,052	...	153	507	62	83	205	5	45	...	65	28·17	
Total	2,258	...	428	1,147	62	85	226	20	100	213	94	22·40	
Grand Total	7,052	1	1,457	3,186	63	587	1,216	50	124	220	265	31·51	44 applications involving 117 persons were made on behalf of complainants for revision.

C.—JUDICIAL STATEMENTS—concluded.

(7.)—(Civil and Criminal)—Statement showing Use of Juries and Assessors in the Civil and Criminal Courts in the Presidency of Bombay in the year 1885.

Class of Courts in which Jurors or Assessors are employed, distinguishing Criminal from Civil Courts.	Established or average number of Jury or Assessors in each case and prescribed qualifications.	Number of cases tried by Jury.	Number of cases tried with Assessors.	JURY TRIALS.					ASSESSORS' TRIALS.			REMARKS.
				Cases in which the Judge approved of the verdict.	Cases in which the Judge did not approve of the verdicts.		Number of persons of the verdict in respect to whom the Judge disapproved.		Number of cases in which Judge agreed with Assessors.	Number of cases in which Judge differed from		
					Wholly.	Partially.	Whose cases he referred under Section 807, Criminal Procedure Code.	Whose cases he did not refer under Section 807, Criminal Procedure Code.		One Assessor.	Both Assessors.	
1	2	3	4	5	6	7	8	9	10	11	12	13
<i>I.—Civil Courts.</i>												
Chief Courts of Districts (or Officers especially empowered) acting under Act X. of 1870 ... } Assessors ...	2 or more	...	16	6	8	2	(a) All cases falling under Chapters VIII., XI. XII., XVI., XVII. and XVIII. or any of the said chapters taken in connection with Section 75 of the Indian Penal Code, in which punishment awardable is death, transportation for life, or transportation or imprisonment for ten years or upwards, and also attempts and abetments to commit any of the above said offences, were tried by jury in the districts of Belgaum, Poona, Thána, Surat, Ahmedabad and in the City of Karachi.
Parsi District Matrimonial Court ... { Under Act XV. of 1865. Delegates ...	7	...	(1)	(1)	
Parsi Chief Matrimonial Court ... { Delegates ...	11	(1)	...	(1)	
<i>II.—Criminal Courts.</i>												
Magistrate's Court under Chapter X. Criminal Procedure Code ... } Jurors ...	5	15	...	15	(b) Assessors are employed in all cases committed for trial to the Sessions Courts, except in the districts of Belgaum, Poona, Thána, Surat, Ahmedabad, and in the City of Karachi.
Courts of Sessions ... { Jurors (a) ...	5	137	...	125	10	2	23	
Courts of Sessions ... { Assessors (b) ...	2 or more	...	(c) 485	349	31	105	
High Court Original Criminal Jurisdiction ... } Jurors ...	9	37	...	37	(c) Besides these there were also 15 cases in which the opinions of the Assessors were not taken. 29 cases in which the accused pleaded guilty. 16 cases in which the charges were withdrawn. 4 cases in which no Assessors were employed. 1 case in which the accused was found to be a lunatic. 1 case was transferred to the High Court.
Total	(d) 189	(d) 501	(d) 177	10	2	23	...	(d) 355	39	107	(d) Do not include the Parsi Matrimonial cases decided by Delegates.

1885-86 J.

STATISTICAL RETURNS.

[APP. III. C. (7).

D.—PRISONS—continued.

(3.)—Statement showing the Convicts in the Jails of the Bombay Presidency during the year 1885, according to the Nature and Length of Sentences.

1 Years.	2 NUMBER ACCORDING TO LENGTH OF SENTENCE.																						3 Total.		
	A.		B.		C.		D.		E.		F.		G.		H.		I. SENTENCED TO TRANSPORTATION BEYOND SEAS.				J. Sentenced to Death.				
	Not exceeding 1 month.		Above 1 and not exceeding 3 months.		Above 3 months and not exceeding 6 months.		Above 6 months and not exceeding 1 year.		Above 1 year and not exceeding 2 years.		Above 2 years and not exceeding 5 years.		Above 5 years and not exceeding 10 years.		Exceeding 10 years.		A. For Life.		B. For a Term.						
	M.	F.	M.	F.	M.	F.	M.	F.	M.	F.	M.	F.	M.	F.	M.	F.	M.	F.	M.	F.	M.	F.			
1885	302	25	568	31	895	44	1,067	37	1,165	32	906	72	591	24	67	..	310	27	450	17	12	..	6,427	309	6,786
1884	230	21	561	28	730	59	1,009	52	1,246	39	1,228	77	586	27	83	..	301	38	512	24	6	1	6,400	346	6,746

(4.)—Statement showing the Convicts admitted into the Jails of the Bombay Presidency during the year 1885 who had been previously convicted.

1 Years.	2 Number admitted during the year.			3 NUMBER PREVIOUSLY CONVICTED.										4 Ratio per cent. of Column 3 D to Column 2.			5 JUVENILE PRISONERS UNDER 16 YEARS OF AGE (SECTION 399 OF THE CRIMINAL PROCEDURE CODE.)					
				A.		B.		C.		D.		A.					B.					
				Once.		Twice.		More than twice.		Total.		Number admitted during the year.					Number previously convicted.					
				M.	F.	Total.	M.	F.	M.	F.	M.	F.	Total.				M.	F.	Total.	M.	F.	Total.
1885	13,238	987	14,275	1,185	43	418	20	360	27	1,063	90	2,053	14.8	9.1	14.4	227	36	263	11	2	13	
1884	13,451	1,038	14,489	1,020	49	321	16	342	31	1,689	96	1,785	12.6	9.3	12.3	232	53	285	10	3	13	

(5.)—Statement showing the Expenditure in guarding and maintaining the Prisoners in the Jails of the Bombay Presidency during the year 1885, excluding the cost of building new Jails, of additions, alterations or repairs.

1 Jails.	2 AVERAGE NUMBER OF PRISONERS.			3 RATIONS.		4 ESTABLISHMENT.		5 POLICE GUARD.		6 HOSPITAL CHARGES.			7 CLOTHING.		8 COSTING OFFICER.		9 Grand Total expended.	10 Total Cost per Head of Average Strength.		
				A.	B.	A.	B.	A.	B.	A.	B.	C.	A.	B.	A.	B.				
				Total Cost.	Cost per Head of Average Strength, excluding Civil Prisoners.	Total Cost.	Cost per Head of Average Strength.	Total Cost.	Cost per Head of Average Strength.	Total Cost.	Cost per Head of Average Strength.	Total Cost.	Cost per Head of Average Strength.	Cost per Head of Average Number Sick.	Total Cost.	Cost per Head of Average Strength.			Total Cost.	Cost per Head of Average Strength.
				Rs.	Rs. s. p.	Rs.	Rs. s. p.	Rs.	Rs. s. p.	Rs.	Rs. s. p.	Rs.	Rs. s. p.	Rs. s. p.	Rs.	Rs. s. p.			Rs.	Rs. s. p.
Central and District Jails ..	6,472	121	6,593	1,70,239	25 13 3	2,03,805	30 14 7	59,155	8 15 7	10,483	1 9 5	83 2 5	21,505	3 4 4	40,062	6 2 8	5,05,953	76 11 10		
Subordinate Jails	139	73	212	5,885	27 12 2	5,978	28 3 2	720	3 6 4	7	0 0 0	1 2 8	472	2 2 7	578	4 1 1	13,328	65 11 10		
Lock-ups	450	450	13,514	10 0 6	116	0 4 1	4,921	8 15 0	17,650	39 3 7		
Total	6,611	644	7,255	1,89,638	26 2 4	2,09,783	28 14 8	60,875	8 4 0	10,490	1 7 2	60 10 2	22,193	3 0 10	45,559	6 4 6	5,37,541	74 1 6		
Total for 1884	7,161	569	7,750	2,04,912	26 8 2	2,19,760	28 7 2	61,624	7 15 8	12,470	1 9 10	64 4 5	16,122	2 1 4	50,552	6 9 3	5,65,919	73 3 5		

1885-86-1

STATISTICAL RETURNS

[App. III. D. (3)-(5).

B 044-13 app

49

D.—PRISONS—continued.

(6.)—Statement showing the Employment of the Convicts in the Jails of the Bombay Presidency during the year 1885.

86

1 Years.	2 Average number not sentenced to labour.	3 Average number under sentences of labour on working days.	4 Average number sick.	5 Average number Convalescent and Infirm.	6 AVERAGE NUMBER EMPLOYED ON WORKING DAYS.										7 Number of Prisoners hired out to Municipalities, private individuals or Departments other than the Public Works Department.	8 Ratio per cent. on column 4 of those employed on working days as					
					A. On unremunerative labour.	On Prison Duties.					On Jail Buildings.					K. Manufactures.	L. Public Works.		Prison Officers.	Prison Servants.	On Manufactures (6 K).
						B. Prison Officers.	C. Prison Servants.	D. Garden- ing.	E. Employed in preparing Articles for use or consumption on In J Rs. & P., Wheat-grinding, Manufacturing of Prison Clothing, &c.	F. Jail Repairs.	Additions and Alterations.		New Jails.				Public Works Jails.	Other extra-mural labour.			
											G. Under Superintendent.	H. Under Public Works Department.	I. Under Superintendent.	J. Under Public Works Department.							
1885	73	6,523	168	252	256	235	560	348	699	108	34	41	..	57	2,168	754	232	401	3.6	8.6	83.5
1884	84	7,064	196	271	340	239	601	410	658	249	106	17	..	10	2,124	881	581	885	3.4	8.5	80.1

(7.)—Statement showing the Net Cash Earnings of Convicts sentenced to labour in the Jails of the Bombay Presidency during the year 1885.

1 Years.	2 Average number sentenced to labour.	3 Average number employed on Jail Manufactures.	4 Cash balance on manufacturing account in hand on the 1st January 1885.	5 Cash drawn on Manufacturing account during the year.	6 Total.	7 Paid into Treasury on manufacturing account.	8 Cash balance in hand on manufacturing account on the 31st December 1885.	9 Total.	10 Cash earnings (being Total of column 9 less total of column 6.)	11 Average earning per head calculated on column 2.	12 Average earning per head calculated on column 3.	13 Remarks.
			Rs. a.	Rs. a.	Rs. a.	Rs. a.	Rs. a.	Rs. a.	Rs. a.	Rs. a.	Rs. a.	
1885	6,523	3,799	948 14	94,920 11	95,869 9	2,15,005 7	792 10	2,16,398 1	1,20,323 8	18 8	31 12	
1884	7,064	4,151	599 4	93,475 4	94,074 8	2,04,377 6	948 14	2,05,826 4	1,71,251 12	24 4	41 4	

(8.)—Statement showing the Net Cost of the Prisoners in the Jails of the Bombay Presidency during the year 1885.

1 Years.	2 Total cost of maintenance. (Column 9 Statement 6).	3 Average cost of maintenance per head (Column 10, Statement 6).	4 Total Cash earnings (Column 10 of Statement 7).	5 Average cash Earnings per head of average strength.	6 Net cost to Govern- ment (Column 2 minus Column 4).	7 Average net cost per head of average strength (Column 3 minus Column 5).	8 Remarks.
	Rs. a.	Rs. a.	Rs. a.	Rs. a.	Rs. a.	Rs. a.	
1885	5,37,541 0	74 1	1,20,528 8	16 10	4,17,012 8	57 7	
1884	5,65,919 0	73 3	1,71,251 12	22 2	3,94,667 4	51 1	

App. III. D. (6)-(8).]

BOMBAY ADMINISTRATION REPORT.

[1885-86.

D.—PRISONS—concluded.

(9.)—Statement showing the Sickness and Mortality among Prisoners in the Jails of the Bombay Presidency during the year 1885.

Years.	2			3			4			5			6			7			8			9			10			11														
	Number of Persons that can be accommodated in the parts of the Jails devoted to Convicts and Under-trial and Civil Prisoners respectively, but exclusive of Hospital and Observation Cells.			Average Daily Strength.			Maximum Population on any one Day.			Number admitted into Hospital.			Daily Average Number of Sick.			Number of Deaths in and out of Hospital.			Deaths from Fevers.			Deaths from Bowel-complaints.			Deaths from Cholera.			RATIO PER MILE OF AVERAGE STRENGTH.														
																									A.			B.			C.			D.			E.					
																									Of Admissions into Hospital.			Of Daily Average Number of Sick.			Of Deaths from Cholera.			Of Deaths from all other Causes.			Of Deaths from all Causes both in and out of Hospital.					
M. F. Total.			M. F. Total.			M. F. Total.			M. F. Total.			M. F. Total.			M. F. Total.			M. F. Total.			M. F. Total.			M. F. Total.			M. F. Total.			M. F. Total.			M. F. Total.			M. F. Total.			M. F. Total.			
1885..	10,242	1,078	12,220	6,908	847	7,255	10,760	681	11,471	4,457	160	4,617	167.08	6.25	173.30	236	5	241	33	1	34	85		86	21	..	21	645.2	461.1	686.4	24.2	18.0	23.9	8.0	..	2.9	31.1	14.4	30.3	84.1	14.4	33.2
1884..	11,684	2,011	13,695	7,342	868	7,730	11,233	657	11,690	5,875	169	5,564	188.5	6.0	194.5	249	10	259	39	..	39	62	1	63	6	1	6	752.1	487.1	719.8	25.6	15.4	26.1	0.7	2.6	0.8	38.2	23.2	32.7	33.9	25.8	33.6

(10.)—Statement showing Particulars regarding Civil Prisoners in the Jails of the Bombay Presidency during the year 1885.

Years.	2		3		4		5		6		7		8		Cost.	
	Number remained at close of previous year.		Number received during the year.		Total.		Released during the year.		Died.		Remaining on 31st December 1885.		Daily Average Number.		Total Charges.	Average Cost per Prisoner.
	Males.	Females.	Males.	Females.	Males.	Females.	Males.	Females.	Males.	Females.	Males.	Females.	Males.	Females.	Rs. s. p.	Rs. s. p.
1885	214	11	2,639	260	2,853	271	2,646	257	5	..	202	14	191	12	8,560 8 5	42 4 3
1884	172	9	2,211	227	2,383	236	2,168	225	6	..	214	11	157	12	8,663 3 3	61 4 2

1885-86.]

STATISTICAL RETURNS.

APP. III. D. (9) & (10)

E.—JUDICIAL STATEMENTS.

(1.)—(Civil)—Statement showing the Number and Description of Civil Suits instituted in the Civil Courts in the Presidency of Bombay in the year 1885.

Class of Tribunals.	SUITS FOR MONEY OR MOVABLE PROPERTY.										SUITS UNDER THE RENT LAW.								TITLES AND OTHER SUITS.											Grand Total.								
	2	3	4	5	6	7	8	9	10	11	12	13	14	15	16	17	18	19	20	21	22	23	24	25	26	27	28	29	30		31	32	33	34	35	36	37	
COURTS IN THE INTERIOR.																																						
I.—Civil Courts.																																						
Unpaid Tribunals	207	29	184	1	1	0	19	..	1	8	17	2	650		
Village Courts	2	(a) 8,630	
Paid Subdivisional Tribunals	67,575	4,292	10,081	2,491	2,980	306	609	1,042	654	507	1,832	20	6	68	264	88	10,100	486	208	2,070	221	174	8	..	28	12	166	408	1	6	19	1	18	2	1,141	18,000
Small Cause Courts	4,864	1,144	2,334	789	3,266	165	570	76	101	89	2	300	10,850
Magistrate Courts other than Chief Courts of Districts	48	1	7	17	41	1	2	9	11	4	2	..	1	2	..	1	68	10	8	10	5	18	2	..	5	12	6	..	12	..	10	87	290	
Total	74,062	6,462	19,510	8,890	6,941	478	1,217	1,127	778	610	3,836	20	7	60	269	84	10,108	497	200	2,636	240	187	10	28	17	167	474	1	6	25	1	23	2	1,489	140,064	
II.—Revenue Courts.																																						
Unpaid Local Tribunals
Other Subordinate Courts
District Courts
Total
COURTS AT THE PRESIDENCY OR SEAT OF GOVERNMENT.																																						
Presidency Small Cause Courts
Superior Courts	100	92	64	2	18	9	1	14	10	41	1	86	..	19	23	49	8	
Total	100	92	64	2	18	9	1	14	10	41	1	86	..	19	23	49	8	
Grand Total	74,062	6,484	19,674	8,898	6,969	487	1,218	1,141	791	610	3,836	20	7	60	269	84	10,209	498	286	2,702	260	200	10	41	19	170	480	1	6	44	1	40	0	1,693	1,62,060	

(a) No details are given, as these were suits instituted under the Dekkhan Agriculturists' Relief Act in the districts of Poona, Sholapur, Ahmednagar and Satara.
 (b) The total of columns 2 to 37 does not agree with column 38, the difference being 6,000, the details of which have not been given, as stated above.

E.—JUDICIAL STATEMENTS—continued.

(2.)—(Civil)—Statement showing Number and Value of Suits instituted in the Civil and Revenue Courts in the Presidency of Bombay in the year 1885.

Value of Suits.	NUMBER OF SUITS INSTITUTED IN THE DIFFERENT COURTS.									Total Value of Suits.	REMARKS.	
	Not exceeding Rs. 10.	Not exceeding Rs. 50.	Not exceeding Rs. 100.	Not exceeding Rs. 500.	Not exceeding Rs. 1,000.	Not exceeding Rs. 5,000.	Not exceeding Rs. 10,000.	Exceeding Rs. 10,000.	Number of suits the value of which cannot be estimated in money.			
1	2	3	4	5	6	7	8	9	10	11	12	
COURTS IN THE INTERIOR.												
<i>I.—Civil Courts.</i>												
Unpaid Tribunals	97	320	162	76	3	1	38,010 8 0	(a) The total value of these suits has not been shown in column 11, as they were suits instituted under the Dekkhan Agriculturists' Relief Act.	
Village Courts	(a) 5,030	688	1,57,62,864 7 5		
Paid Sub-Divisional Tribunals	14,596	55,653	24,433	20,267	1,941	943	58	47	...	9,56,059 2 0		
Small Cause Courts	3,826	7,594	2,488	2,358	84		
District Courts other than Chief Courts of Districts	8	28	24	56	37	61	15	22	38	18,15,678 2 0		
Chief Courts of Districts		
Total ...	23,557	63,595	27,107	22,757	2,065	1,004	73	69	727	1,85,72,612 3 5		
<i>II.—Revenue Courts.</i>												
Unpaid Local Tribunals		
Other Subordinate Courts	1,224	1,944	753	681	62	19	6,799	3,30,365 13 1		
Collectors' Courts		
Total ...	1,224	1,944	753	681	62	19	6,799	3,36,365 13 1		
COURTS AT THE PRESIDENCY OR SEAT OF GOVERNMENT.												
Presidency Small Cause Courts		
Superior Courts	3	6	176	84	54	210	26,50,493 0 0		
Total	3	6	176	84	54	210	26,50,493 0 0		
Grand Total ...	24,781	65,539	27,860	23,441	2,133	1,199	157	123	7,736	2,15,59,491 0 6		

STATISTICAL RETURNS.

E.—JUDICIAL STATEMENTS.—continued.

(3.)—(Civil)—Statement showing the General Result of the Trial of Civil and Revenue Cases in the Courts of Original Jurisdiction in the Presidency of Bombay in the year 1885.

PART I.—CIVIL SUITS.

Class of Courts.	Total Number of Suits before the Courts.	Transferred to Courts in other Provinces.	NUMBER OF SUITS DISPOSED OF.									Pending at the close of the year.	Number of Cases pending more than three months at the close of the year.	AVERAGE DURATION OF SUITS.		REMARKS.
			Without trial.	Without Contest.				On reference to Arbitration.		With Contest.				Contested.	Un-contested.	
				Compromised.	Decreed on Confession.	Decreed <i>ex-parte</i> .	Dismissed <i>ex-parte</i> .	For Plaintiff.	For Defendant.	Judgment for Plaintiff in whole or in part.	Judgment for Defendant.					
1	2	3	4	5	6	7	8	9	10	11	12	13	14	15	16	17
COURTS IN THE INTERIOR,																
<i>I.—Civil Courts.</i>																
Unpaid Tribunals	1,035	...	6	106	90	327	8	68	17	413	115	315.5	151.25	No details in columns 8 to 12 are given of 5,060 suits disposed of by village officers under the Dekkhan Agriculturists' Relief Act.
Village Courts	5,354	294	
Paid Sub-Divisional Tribunals ...	145,435	...	12,018	24,378	11,998	40,709	1,171	721	52	23,717	4,711	25,900	10,395	85.80	43.51	
Small Cause Courts	19,064	...	1,633	3,580	2,575	5,977	163	27	5	2,259	501	2,364	399	88.8	39.84	
District Courts other than Chief Courts of Districts	499	...	27	42	30	26	...	22	3	85	81	183	124	250.98	156.99	
Total ...	171,407	...	13,684	28,106	14,693	47,099	1,342	770	60	26,129	5,310	29,154	11,033	185.27	97.89	
<i>II.—Revenue Courts.</i>																
Unpaid Local Tribunals	(a) This includes 15 suits restored to the Board of Causes for re-hearing. It also includes 8 suits under the extraordinary jurisdiction. Besides the suits shown in columns 4 to 12, the following were also disposed of by the High Court on its Original Side :— 51 pauper's petitions for leave to sue or defend in <i>forum pauperis</i> . 2 petitions under the Indian Companies' Act. 13 petitions under the Indian Trustees' Act. 3 petitions under the Lunacy Act. 21 miscellaneous petitions. There were also 79 applications for probate and 116 for letters of administration, most of which are disposed of by the Registrar. (b) Includes 10 suits stayed and 2 suits abated, owing to plaintiffs' death, and 5 summary suits. (c) Includes 12 summary suits. (d) This includes 19 suits referred to the Commission- or for taking Accounts and 19 suits referred to arbitration.
Other Subordinate Courts... ..	11,751	...	1,629	1,135	922	302	916	46	3	3,979	2,501	318	43	52.51	38.62	
District Courts	
Total ...	11,751	...	1,629	1,135	922	302	916	46	3	3,979	2,501	318	43	52.51	38.62	
COURTS AT THE PRESIDENCY OR SEAT OF GOVERNMENT.																
Presidency Small Cause Courts	(a) 2,419 ... (b) 209 ... (c) 411 ... (d) 1,413 ...
Superior Courts	(a) 2,419	...	(b) 209	48	10	(c) 411	192	85	51	(d) 1,413	1,238	316.66	222.25	
Total ...	2,419	...	209	48	10	411	192	85	51	1,413	1,238	316.66	222.25	
Grand Total ...	185,577	...	15,522	29,280	15,625	47,812	2,450	816	63	30,193	7,862	30,885	12,314	184.81	119.58	

E.—JUDICIAL STATEMENTS—continued.

(4.)—(Civil)—Statement showing the General Result of the Trial of Civil and Revenue Cases in the Courts of Original Jurisdiction in the Presidency of Bombay in the year 1885.

PART II.—MISCELLANEOUS CASES—(JUDICIAL).

Class of Courts.	Total Number of Cases before the Courts.	Transferred to Courts in other Provinces.	Without trial.	NUMBER OF CASES DISPOSED OF.								Pending at the close of the year.	Number of Cases pending more than three months at the close of the year.	AVERAGE DURATION OF CASES.		REMARKS.
				Without Contest.				On reference to Arbitration.		With Contest.				Contested.	Uncontested.	
				Compromised.	Decreed on confession.	Decreed ex-parte.	Dismissed ex-parte.	For Plaintiff.	For Defendant.	Judgment for Plaintiff in whole or in part.	Judgment for Defendant.					
1	2	3	4	5	6	7	8	9	10	11	12	13	14	15	16	17
COURTS IN THE INTERIOR.																
<i>I.—Civil Courts.</i>																
Unpaid Tribunals	16	...	2	...	2	1	5	1	1	4	2	55	202	
Village Courts
Paid Sub-Divisional Tribunals	12,767	...	2,188	672	740	910	365	2	2	3,627	2,137	2,174	538	110.59	56.69	
Small Cause Courts... ..	1,115	...	219	23	77	323	177	137	72	87	17	95.18	43.22	
District Courts other than Chief Courts of Districts	2,499	...	262	30	8	778	143	355	404	519	129	125.33	90.80	
Chief Courts of Districts	
Total ...	16,397	...	2,621	725	827	2,012	690	2	2	4,120	2,614	2,784	686	96.52	98.17	
<i>II.—Revenue Courts.</i>																
Unpaid Local Tribunals	
Other Subordinate Courts	
District Courts	
Total	
COURTS AT THE PRESIDENCY OR SEAT OF GOVERNMENT.																
Presidency Small Cause Courts	
Superior Courts	
Total	
Grand Total ...	16,397	...	2,621	725	827	2,012	690	2	2	4,120	2,614	2,784	686	96.52	98.17	

E.—JUDICIAL STATEMENTS—continued.

(5).—(Civil)—Statement showing the Business of the Civil and Revenue Appellate Courts of the Presidency of Bombay in the year 1885.

PART I.—APPEALS FROM DECREES.

Class of Courts.	Total Number of Appeals before the Court.	Transferred to Courts in other Provinces.	Decisions confirmed, Sec. 551, C.P.C.	Dismissed for default or otherwise not prosecuted.	HEARD <i>ex-parte</i> .				CONTESTED.				Pending.	Of these pending more than three months.	Average Duration of Appeals.	Objections under Section 561 of Act XIV. of 1882.	REMARKS.
					Confirmed.	Modified.	Reversed.	Re-manded.	Confirmed.	Modified.	Reversed.	Re-manded.					
1	2	3	4	5	6	7	8	9	10	11	12	13	14	15	16	17	18
COURTS IN THE INTERIOR.																	
APPEALS FROM ORIGINAL DECREES.																	
<i>A.—Civil Courts.</i>																	
District Appellate Courts other than Chief Courts of District	7,817	...	151	298	91	53	44	37	1,953	544	544	166	3,936	2,805	240	389	This includes 47 appeals decided by Subordinate Judges with Appellate powers.
Chief Appellate Courts of Districts																	
Superior Appellate Courts other than Chief Courts of Province																	
Total ...	7,817	...	151	298	91	53	44	37	1,953	544	544	166	3,936	2,805	240	389	
<i>B.—Revenue Courts.</i>																	
Collectors' Appellate Courts
Total
COURTS AT THE PRESIDENCY OR SEAT OF GOVERNMENT.																	
Chief Court of Province. { Appeals from Original decrees	(a) 387	...	7	6	10	...	4	...	31	8	18	4	299	257	263.46	8	(a) Of these 4 were references from the Bombay Court of Small Causes. Y. m. d. * Duration of special appeals. 12 0 21 Duration of second appeals. 1 0 4
{ Appeals from Appellate decrees	1,723	...	203	6	25	1	1	1	170	14	42	21	1,239	1,055	1,641*	14	
Total ...	2,110	...	210	12	35	1	5	1	201	22	60	25	1,538	1,312	952.23	22	
Grand Total ...	9,927	...	361	310	126	54	49	38	2,154	566	604	191	5,474	4,117	596.11	411	

App. III. E. (5.)

BOMBAY ADMINISTRATION REPORT.

E.—JUDICIAL STATEMENTS—continued.

(6.)—(Civil).—Statement showing the Business of the Civil and Revenue Appellate Courts of the Presidency of Bombay in the year 1885.

PART II.—MISCELLANEOUS (JUDICIAL) CASES BEFORE APPELLATE COURTS.

Class of Courts.	Miscellaneous Cases before Appellate Courts.	Transferred to Courts in other Provinces.	Decisions confirmed, Section 551, C. P. Code.	Dismissed for default or otherwise not prosecuted.	HEARD <i>ex-parte</i> .				CONTESTED.				Pending.	Of these pending more than three months.	Average duration of Miscellaneous Cases before Appellate Courts.	Objections under Section 561, Act XIV. of 1882.	REMARKS.
					Confirmed.	Modified.	Reversed.	Remanded.	Confirmed.	Modified.	Reversed.	Remanded.					
1	2	3	4	5	6	7	8	9	10	11	12	13	14	15	16	17	18
COURTS IN THE INTERIOR.																	
A.—Civil Courts.																	
District Appellate Courts other than Chief Courts of Districts	185	...	10	15	46	1	7	...	32	7	32	8	27	13	120.56	1	
Chief Appellate Courts of Districts
Superior Appellate Courts other than Chief Court of Province
Total	185	...	10	15	46	1	7	...	32	7	32	8	27	13	120.56	1	
B.—Revenue Courts.																	
Collectors' Appellate Courts
Total
COURTS AT THE PRESIDENCY OR SEAT OF GOVERNMENT.																	
Chief Court of Province	86	...	10	...	4	21	1	8	4	38	21	167.8	...	
{ Appeals from Original Order
{ Appeals from Appellate Order
Total	86 (a)	...	10	...	4	21	1	8	4	38	21	167.8	...	
Grand Total	271	...	20	15	50	1	7	...	53	8	40	12	65	34	147.18	1	

(a) Besides these the following miscellaneous matters were disposed of by the High Court :- 223 civil applications under extraordinary jurisdiction, 50 civil references, and 2,037 applications were disposed of out of Court by the Registrar and his Deputy. The Sadar Court in Sind also disposed of 30 cases under Section 622, Civil Procedure Code.

E.—JUDICIAL STATEMENTS—continued.

(7).—(Civil).—Statement showing the Result of Proceedings on applications for the Execution of the Decrees of the Civil and Revenue Courts in the Presidency of Bombay in the year 1885.

Class of Courts.	Total Number of Applications for the execution of Decrees before the Courts.	APPLICATIONS DISPOSED OF.				Pending at the end of the year.	Number of Applications pending more than three months at the close of the year.	AMOUNT REALIZED		NUMBER OF APPLICATIONS.											REMARKS.	
		By transfer.	Satisfaction obtained in full.	Satisfaction obtained in part.	Wholly infructuous.			With the issue of process.	Without the issue of process.	On which the Judgment-debtor was imprisoned.	On which he was arrested, but released without imprisonment.	On which Movable Property.		On which Immoveable Property.		On which possession was given.		On which specific performance was enforced.	On which partition was effected.	On which execution was effected otherwise than the preceding columns.		
												Was sold.	Was attached, but subsequently released.	Was sold.	Was dealt with under Sections 305, 307 or 302, Act XIV. of 1882.	Was attached, but subsequently released under Section 215.	Of Moveables.					Of Immoveables.
1	2	3	4	5	6	7	8	9	10	11	12	13	14	15	16	17	18	19	20	21	22	23
COURTS IN THE INTERIOR.																						
I.—Civil Courts.																						
Unpaid Tribunals ..	1,207	..	89	78	700	286	185	Rs. a. p.	Rs. a. p.	18	..	9	..	19	..	7	..	7	785
Village Courts ..	2,015	209	..	4,924 10 10	9 0 0
Paid Sub-divisional Tribunals ..	225,627	..	28,355	41,403	114,582	41,227	10,574	28,16,964 11 4	1,82,021 0 6	2,033	8,214	2,562	3,967	5,591	708	3,875	91	3,932	51	146	22,718	
Small Cause Courts ..	23,768	..	2,654	3,982	13,402	3,820	552	1,09,794 1 8	48,101 15 2	800	840	220	359	4
District Courts other than Chief Courts of Districts ..	421	..	94	55	137	135	73	56,619 2 7	11,020 10 8	8	8	12	20	6	6	5	2	12	..	9	160	
Chief Courts of Districts
Superior Courts
Total ..	252,978	..	31,086	45,328	128,981	45,677	17,334	24,87,302 10 0	2,42,052 9 11	2,359	4,068	2,803	4,385	5,609	804	3,887	97	5,951	51	165	23,413	
II.—Revenue Courts.																						
Unpaid Local Tribunals
Other Subordinate Courts ..	968	..	865	15	20	57	81	1,062 1 6	1,576 9 3	2	4	2	434	62
District Courts
Total ..	968	..	865	15	20	57	81	1,062 1 6	1,576 9 3	2	4	2	434	62
COURTS AT THE PRESIDENCY OR SEAT OF GOVERNMENT.																						
Presidency Small Cause Courts ..	(a)163	7	30	18	91	37	29	1,67,918 2 4	1,65,198 6 4	20	9	4	11	8	..	4	1	11	88
Superior Courts
Total ..	163	7	30	18	91	37	29	1,67,918 2 4	1,65,198 6 4	20	9	4	11	8	..	4	1	11	88
Grand Total ..	254,127	7	31,981	45,581	129,001	45,714	17,394	26,66,277 13 10	4,08,227 9 6	2,379	4,077	2,809	4,400	5,612	804	3,891	100	4,396	51	165	23,768	

No details are given for 1,506 applications disposed of by village officers under the Dekkhan Agriculturists' Relief Act.

(a) Includes 7 cases in which applications were made to transmit decrees for execution to places out of Bombay Presidency.

E.—JUDICIAL STATEMENTS—concluded.

(8.)—(Civil).—Statement showing the Number and Result of Applications and Proceedings under Chapter XX., Civil Procedure Code, in the Presidency of Bombay in the year 1885.

Class of Courts.	APPLICATIONS FOR A DECLARATION OF INSOLVENCY.										Amount of Creditors' claims dealt with during the year.		Gross Amount of Insolvents' assets realized and disbursed.		REMARKS.
	Total number for hearing.	Transferred to another place, withdrawn, &c.	Granted.		Rejected.			Pending at the close of the year.	Number of Insolvents discharged during the year under Section 355.	Number of Insolvents' Estates in the hands of Receivers in which Proceedings were finally closed during the year.	Admitted.	Satisfied.	Realized during the year.	Disbursed during the year.	
			A Receiver being appointed.	A Receiver not being appointed.	Pena l Proceedings under Section 359 not being taken.	Sentence of Imprisonment being passed under Section 359.	Applicant being sent to the Magistrate to be dealt with.								
1	2	3	4	5	6	7	8	9	10	11	12	13	14	15	16
Courts other than Chief Courts of Districts	653	160	50	137	179	2	—	125	58	Rs. a. p. 27 13 0	Rs. a. p. 7,496 1 6	Rs. a. p. 961 13 6	Rs. a. p. 1,264 14 5	Rs. a. p. 1,130 15 9	
Chief Courts of Districts...	5	1	...	1	2	1	...	—	
Superior Courts	—	—	...	—	—	—	—	—	
Total ...	658	161	50	138	181	2	...	126	58	27 13 0	7,496 1 6	961 13 6	1,264 14 5	1,130 15 9	

STATISTICAL RETURNS.

[App. III. E. (8).]

F.--REGISTRATION.

Statement of Deeds Registered in the Registration Offices of the Bombay Presidency, including Sind, Settlement of Aden and Cantonment of Deesa, for the year 1885-86.

REGISTRATIONS AFFECTING IMMOVEABLE PROPERTY--BOOK I.																			
Office	Number of Registration Offices.	COMPULSORY.								OPTIONAL.									
		Instruments of Gift (Section 17, Clause d.)	Instruments of Sale of the value of Rs. 100 and upwards.	Instruments of Mortgage of the value of Rs. 100 and upwards.	Other Instruments registered under Section 17, Clauses b and c.	Perpetual Leases (Section 17, Clause d.)	All Leases (other than Perpetual Leases) which have been compulsorily registered under Section 17, Clause d.	Total of Compulsory Registrations.	Ordinary Fees paid for the same.	Instruments of Sale of the value of less than Rs. 100.	Instruments of Mortgage of the value of less than Rs. 100.	Other Instruments registered under Section 18, Clauses a and b.	Leases for one year or less (Section 18, Clause c) and leases exempted under the proviso in Section 17, Clause d.	Awards (Section 17, Clause i.)	Miscellaneous Registrations other than certified copies of Decrees and Orders of Court.	Certified Copies of Decrees and Orders of Court.	Total of optional Registrations relating to Immoveable Property.	Ordinary Fees paid for the same.	Total Value of Immoveable Property transferred.
1	2	3	4	5	6	7	8	9	10	11	12	13	14	15	16	17	18	19	20
									Rs. p.									Rs. p.	Rs. p. p.
Office of Inspector General of Registration and Stamps.	1
Inspector of Registration and Stamps, 1st Division	1
Do. do. 2nd do.	1
Do. do. 3rd do.	1
Do. do. 4th do.	1
Bombay	22	1,333	601	888	..	22	520	3,631	30,661 8	48	7	47	16	18
Ahmedabad	23	2,138	2,734	173	..	3	241	5,400	12,078 8	382	827	224	484
Branch	46	1,404	250	48	..	48	185	3,009	6,834 8	611	431	62	65
Gujarat	9	2,380	3,300	698	..	8	575	7,678	15,072 12	498	404	67	183
Kaira	5	204	274	17	27	595	1,130 0	35	30
Panch Mahals	8	1,640	1,336	77	..	432	603	4,150	8,585 0	842	159	3	357
Surat	22	1,248	1,528	98	..	3	178	3,030	5,621 8	641	616	8	18
Konkan	23	813	1,007	196	..	146	305	3,434	6,300 0	470	502	62	91
Ratnagiri	28	1,467	1,307	247	..	35	383	3,400	6,227 0	600	521	48	81
Thana	40	605	414	83	..	6	128	1,235	2,116 12	308	146	43	60
Ahmednagar	67	4,211	6,888	85	..	3	571	11,423	17,378 8	1,064	1,008	36	382
Khandesh	44	1,498	2,169	79	..	101	611	4,403	6,756 12	641	679	20	125
Dekhan	84	522	332	121	..	16	277	2,064	5,941 12	396	322	72	76
Nasik	40	536	380	142	..	23	135	1,223	2,107 8	207	135	21	29
Poona	8	380	161	124	151	1,240	2,168 0	208	180	29	46
Satara	10	1,272	2,782	197	..	60	916	5,374	7,936 0	505	540	91	118
Sholapur	59	1,577	1,838	432	..	17	1,130	5,088	6,497 12	947	402	80	104
Southern Maratha Country.	45	733	842	117	..	63	223	2,015	2,514 8	654	258	53	40
Bijapur	44	712	848	319	..	1,383	216	3,623	4,395 0	355	203	151	69
Northern Kanara	10	54	8	5	..	4	1	92	331 8	1
Settlement of Aden.. Aden	2
Cantonment of Deesa. Deesa	1
Total	106	076	25,676	32,430	4,307	3,371	7,311	73,031	1,61,612 4	9,710	7,477	1,101	2,267	18	06	14	20,643	8,469 8	5,09,72,658 11 11
Office of Branch Inspector General of Registration and Stamps	1
Inspector of Registration and Stamps	1
Sind	11	11	680	546	109	..	83	1,531	4,187 0	58	31
Karachi	20	870	907	84	..	2	89	2,042	4,644 4	290	63	3	4
Haidarabad	19	1,018	2,220	96	..	3	170	4,125	8,139 4	312	244	22	11
Shikarpur	5	109	153	67	6	335	907 0	34	25
Upper Sind Frontier	2
Thar and Parkar	5	55	98	14	..	9	4	182	500 4	21	41
Total	68	61	3,332	3,984	470	10	852	8,205	18,476 12	715	403	41	17	6	..	8	1,190	605 0	30,74,441 14 9
GRAND TOTAL	249	1,027	28,008	36,414	4,837	2,387	7,063	81,236	1,60,089 0	10,425	7,880	1,14	2,274	24	60	22	21,833	9,084 8	5,39,47,100 10 8

F.—REGISTRATION—continued.

Statement of Deeds Registered in the Registration Offices of the Bombay Presidency, including Sind, Settlement of Aden and Cantonment of Deesa, for the year 1885-86—concluded.

1885-86:1

STATISTICAL RETURNS.

[APP. III. F

Office.	Number of Registration Officers.	REGISTRATIONS AFFECTING MOVEABLE PROPERTY—BOOK IV.					Number of sealed Covers deposited, Book V.	Number of Wills registered, Book III.	Number of Written Authorities to Adopt other than those conferred by Will, Book III.	Number of Registrations under Section 24.	Number of Registrations under Section 34.	Number of refusals to register.	Number of Powers of Attorney attested.	Number of Searches and Applications for copies.	RECEIPTS.		Total Expenditure.
		Instruments of Sale, &c., of Moveable Property (Clause d, Section 18.)	Obligations for the Payment of Money (Section 18, Clause f.)	All other documents registered under Section 18, Clause f.	Total of Registrations in Book IV.	Ordinary Fees paid for same.									Total Ordinary Fees, including the entries in Columns 10, 10 and 25 and the total Fees paid for Registration under Columns 21 and 28.	Total Extraordinary Fees and Fines.	
1	2	21	22	23	24	25	26	27	28	29	30	31	32	33	34	35	36
															Rs. a.	Rs. a. p.	Rs. a. p.
Office of Inspector General of Registration and Stamps	1	115 0 0	27,042 8 7
Inspector of Registration and Stamps, 1st Division	1	3,377 7 10
Do. do. 2nd do.	1	3,857 12 10
Do. do. 3rd do.	1	3,453 11 3
Do. do. 4th do.	1	3,118 7 9
Bombay	2	21	22	154	197	1,561 8	28	31	..	25	75	50	105	468	33,035 8	19,650 1 2	27,374 13 1
Ahmedabad	8	46	35	52	163	292 4	..	171	..	10	10	23	37	192	14,976 12	8,850 2 9	11,230 0 9
Broach	7	25	2	26	53	71 4	..	31	..	1	17	4	14	132	7,435 0	4,975 15 10	7,450 15 2
Kaira	9	30	11	69	110	105 12	..	103	..	5	25	15	1	143	15,991 8	8,051 12 7	12,430 3 2
Panch Mahals	5	9	5	5	19	47 0	..	5	..	2	3	3	1	39	1,238 0	778 14 4	1,768 0 10
Surat	9	38	26	42	106	224 12	1	124	..	8	25	12	76	181	9,620 0	6,818 11 3	8,511 0 3
Kolaba	8	17	8	19	44	54 0	..	24	..	7	13	13	51	117	4,734 10 7	2,414 4 3	7,414 4 3
Ratanagiri	11	13	6	45	61	135 12	..	25	..	18	21	19	33	221	6,903 0	5,847 15 5	9,291 5 4
Thana	12	48	29	70	147	295 12	..	31	..	18	31	22	25	193	7,297 12	5,651 15 1	9,263 6 8
Ahmednagar	12	23	79	98	190	104 8	2	39	..	3	3	3	11	125	2,514 8	2,110 0 11	5,303 7 10
Khandesh	17	563	9	216	943	643 12	..	40	..	19	50	39	13	177	19,538 12	12,894 0 10	16,345 3 11
Nasik	13	126	32	163	321	288 12	..	32	..	13	35	42	16	156	7,739 12	6,334 4 8	9,919 13 2
Poona	12	26	1-5	170	321	480 4	..	91	..	9	2	14	166	233	7,083 8	4,514 2 3	7,649 2 7
Satara	12	11	52	78	141	255 0	1	45	..	6	6	6	42	247	2,764 12	2,379 8 11	4,247 2 7
Sholapur	8	12	60	83	155	217 8	..	21	..	3	2	10	10	161	2,994 4	2,140 3 9	4,302 2 2
Belgaum	10	12	20	77	115	260 12	..	25	..	13	13	28	24	154	5,372 12	5,267 10 4	8,916 7 8
Dharwar	12	7	16	117	140	323 0	..	36	..	13	23	64	10	259	8,713 12	4,900 5 0	8,730 6 8
Bijapur	9	13	7	91	111	212 12	1	35	..	4	7	5	4	74	3,184 12	2,133 8 5	4,740 4 8
Katara	11	23	123	434	593	1,638 12	..	22	..	5	15	9	33	245	6,479 0	5,714 11 7	9,655 5 7
Aden	2	1	..	8	7	1	369 4	215 9 4	1,223 8 11
Deesa	1	8 8	4 6 0	457 2 4
Total	196	1,083	673	2,045	3,806	7,652 0	28	970	2	157	376	390	695	3,357	1,70,903 12	1,15,205 2 9	2,19,549 5 8
Office of Branch Inspector-General of Registration and Stamps	1	3,276 12 4
Inspector of Registration and Stamps	1
Karachi	11	10	31	25	66	13	..	7	16	2	25	45	4,522 4	2,275 14 6	4,745 13 1
Haidarabad	13	18	61	121	200	344 4	8	16	..	34	75	5,241 0	4,254 7 10	6,845 14 7
Shikarpur	14	13	65	52	139	249 0	9	43	7	20	101	8,740 12	6,842 4 5	8,999 9 4
Upper Sind Frontier	5	..	12	29	51	1,090 4	430 15 0	1,491 8 2
Thar and Parkar	8	3	13	3	19	57 8	..	1	693 4	214 15 3	932 12 3
Total	62	44	185	324	453	929 12	..	56	..	24	75	12	85	234	20,157 8	14,609 9 0	27,176 11 8
GRAND TOTAL	249	1,127	858	2,369	4,259	8,581 12	28	1,026	2	181	451	402	780	3,791	1,91,061 4	1,39,803 11 5	2,46,725 1 4

B 544-16 of 20

19

G.—MILITARY.

(1.)—Statement showing the strength, cost and other particulars of the Army attached to the Bombay Presidency in the year 1885-86.

Arm of Service.	TOTAL NUMBER OF FIGHTING OFFICERS AND MEN.							DETAIL OF FORCE AT THE END OF THE YEAR.						Total Cost of Pay and Allowances of Officers, Non-Commissioned Officers and Men, including Followers.	
	Remaining at end of last year.	Recruited this year. (a)	Died.			Invalided.	Discharged, deserted, &c.	Remaining at the end of the Year.	Number of Regiments, Battalions or Batteries.	Number of Guns.	Number of Men.				Fighting Men.
			In action.	Otherwise.	Total.						European Commissioned Officers.	Native Commissioned Officers.	Non-Commissioned Officers.		
Rs. a. p.															
European—															
Cavalry	460	73	..	3	3	23	63	448	1	..	19	..	53	274	
Sappers	49	3	5	5	40	1	..	1	..	30	..	
Artillery	2,734	1,397	..	41	41	100	1,052	(b) 2,929	29	(c) 90	109	..	300	2,430	
Infantry	7,405	4,045	..	122	122	128	3,069	8,131	9	..	253	..	743	7,135	
Total	10,648	5,620	..	168	168	265	4,189	11,546	31	90	382	..	1,225	9,939	
Rs. a. p.															
Native—															
Cavalry	3,474	1,295	..	67	67	126	270	4,306	9	..	58	121	556	3,571	
Sappers	491	74	..	8	8	23	11	523	1	..	14	10	65	434	
Artillery	152	64	..	9	9	..	6	202	2	12	9	6	52	135	
Infantry	21,177	2,393	1	544	545	741	859	21,425	26	..	232	412	2,072	18,709	
Total	25,294	3,826	1	628	629	890	1,145	26,456	38	12	313	540	2,745	22,349	
Grand Total	35,942	9,346	1	796	797	1,155	5,834	38,002	69	102	695	549	3,970	32,758	
Rs. a. p.															
(d) 1,27,98,945 6 1															

Other Grants, Effective Services as per detailed Statement No. 2. (e) 1,39,63,581 14 2
 Do. Non-Effective Services, (Pensions, &c.) as per Statement No. 2 (f) 14,98,322 3 6

Total Cost of the Bombay Army for the year 1885-86 2,82,60,849 6 9

- (a) Includes all increase from whatever cause.
- (b) Exclusive of 60 artificers.
- (c) The heavy ordnance on the Bombay Karachi and Aden Defences is not included.
- (d) The actual cost under Grant 3, "Regimental Pay, Allowances and Charges."
- (e) Do. under Grants 1, 2, and from 4 to 15, Effective Services.
- (f) Do. under Grants 16 to 20, Non-Effective Services on account of Pensions, Retired Officers, &c.

(2.)—Statement showing the actual Cost of the Bombay Army for the year 1885-86 under the various Budget Grants.

Detail of Grant 2—Regimental Pay, Allowances and Charges.	Total Cost of Pay and Allowances of Officers, Non-Commissioned Officers and Men, including Followers.			Detail of Grant 3—Regimental Pay, Allowances and Charges.	Total Cost of Pay and Allowances of Officers, Non-Commissioned Officers and Men including Followers.		
	Rs.	a.	p.		Rs.	a.	p.
<i>European Army.</i>				<i>Native Army.</i>			
Artillery	18,03,207	8	2	Artillery	99,338	13	4
Cavalry	3,14,951	3	6	Cavalry	20,23,387	9	4
Engineers (Sappers)	15,726	12	5	Sappers and Miners	2,36,170	5	4
Infantry	31,76,866	14	3	Infantry	46,00,408	12	8
Invalid and Veteran Establishment	9,286	8	0	Kit Money	65,180	7	11
Artillery Corps	77,819	2	11	Annual Grant-in-aid of Half Mounting	75,396	0	0
General List, Cavalry	28,620	7	2	Hutting Money	62,212	4	6
Do. Infantry	7,370	6	4	Marching Batta	27,343	9	11
Unattached Officers	96	12	5	Miscellaneous	34,479	1	11
General Officers, unemployed	15,183	12	0	72,23,917 0 11			
Colonel's Allowances	32,378	14	11	Rs. a. p.			
Recruiting Rewards and Expenses	6,788	4	3	1,39,63,581 14 2			
Hutting Money	802	0	0	(f) 14,98,322 3 6			
Marching Batta	1,734	3	5	Total Cost of the Bombay Army for the year 1885-86 2,82,60,849 6 9			
Miscellaneous	26,165	6	5			
55,75,028 4 2				2,82,60,849 6 9			

G.—MILITARY—continued.

(2.)—Statement showing the actual Cost of the Bombay Army for the year 1855-86 under the various Budget Grants—continued.

Grants.	Detail of the following Grants.	Actuals for the year 1855-86.	Grants.	Detail of the following Grants.	Actuals for the year 1855-86.
	<i>Effective Services.</i>	Rs. a. p.		<i>Non-Effective Services.</i>	Rs. a. p.
1	Army and Garrison Staff	11,19,707 0 7	16	Rewards for Military Services... ..	9,703 4 4
2	Administrative Staff	4,80,211 4 11	17	Retired Officers	65,846 11 11
4	Commissariat Establishments, Supplies and Services	37,69,988 3 10	18	Military Pensions	12,43,253 1 6
5	Remount do. do.	1,22,933 4 6	19	Widows' Pensions and Compassionate Allowances	39,634 3 2
6	Clothing do. do.	1,94,936 6 2	20	Superannuation Pensions and Gratuities	1,39,884 14 7
7	Barrack do. do.	3,06,157 13 8			
8	Administration of Martial Law	55,123 0 0			
9	Medical Establishments, Services and Supplies	11,02,462 13 9			
10	Ordnance Establishments, Stores and Camp Equipage	19,38,368 6 4			14,98,322 3 6
11	Ecclesiastical	65,510 4 9			
12	Education	52,937 8 5			
13	Sea Transport Charges	1,41,254 14 1		(a) Includes charges on account of Quetta Field Force	35,92,078 6 1
14	Miscellaneous Services	(a)44,94,254 9 9		Zhob Valley Expedition .	28,575 11 9
15	Volunteer Corps	1,19,736 3 5		Burmah Expedition ...	1,23,846 11 0
				Camp of Exercise ...	13,328 12 1
		1,39,63,581 14 2			

(3.)—Detailed Statement showing the amount included under the various Budget Grants in the Supplementary Accounts of the Military Department, Bombay, for the year 1855-86.

Grants, Regimental Pay, Allowances and Charges.	Cost of Pay and Allowances, &c., of Officers, Non-commissioned Officers and Men, including Followers.	Grants.	Effective Services.	Amount.
	Rs. a. p.			Rs. a. p.
<i>European Army.</i>				
Royal Artillery	1,568 7 1	1	Army and Garrison Staff	2,649 11 0
Infantry	16 6 8	2	Administrative Staff	452 0 8
Staff Corps	82 12 7	4	Commissariat Establishments, Supplies and Services	97,642 11 3
	1,667 10 4	6	Clothing do. do.	1,575 6 9
		7	Barrack do. do.	7,815 14 5
		9	Medical do. do.	8,719 7 4
<i>Native Army.</i>		10	Ordnance Establishments, Stores and Camp Equipage	65,274 3 8
Cavalry	60 2 7	11	Ecclesiastical	253 0 0
Infantry	2,228 6 8	13	Sea Transport Charges	-973 13 2
Hutting Money	-827 1 4	14	Miscellaneous Services	354 13 6
	1,461 7 11			
Total Rs. ..	3,129 2 3		Total Rs. ...	1,83,663 7 4

(4.)—Abstract Statement showing the amount included in the Supplementary Accounts of the Military Department, Bombay, for the year 1855-86.

Arm of Service, &c.	Cost of Pay and Allowances, &c. of Officers, Non-commissioned Officers and Men, including Followers.	Rs. a. p.	Rs. a. p.
European ... { Artillery	1,667 10 4		
... { Infantry			
... { Staff Corps			
Native ... { Cavalry	1,461 7 11		(a) 3,129 2 3
... { Infantry			
... { Hutting money			
Other Grants—Effective Services as per detailed statement above ..			(b) 1,83,663 7 4
			1,86,792 9 7

(a) Cost under Grant 2—Regimental Pay, Allowances and Charges.

(b) Under Grants 1, 2, 4, 6, 7, 9 @ 11, 13 and 14—Effective Services.

CHAPTER IV.—PRODUCTION AND DISTRIBUTION.
A.—AGRICULTURE.

(1.)—Statement showing the Total Area of Government and Alienated Villages and the Area for which Agricultural Statistics are available, with Details of cultivated and uncultivated Area during the year 1885-86.

Number.	Districts.	Area shown by the Survey Department exclusive of Feudatory and Tributary States.	Deduct Area for which Returns are otherwise not available.	Net Area dealt with in this Return.	CULTIVATED.			UNCULTIVATED.			Forest.	REMARKS.
					Actually cropped.	Current Fallows.	Total.	Available for Cultivation.	Not available for Cultivation.	Total.		
1	2	3	4	5	6	7	8	9	10	11	12	13
A.—PRESIDENCY PROPER.												
I.—Northern Division.												
		Acres.	Acres.	Acres.	Acres.	Acres.	Acres.	Acres.	Acres.	Acres.	Acres.	
1	Ahmedabad	2,442,685	2,442,685	1,316,368	570,563	1,886,931	103,359	452,395	555,754	
2	Kaira	1,021,718	89,237	932,481	695,173	41,432	736,605	80,270	115,606	195,876	
3	Panch Mahals	1,027,747	265,972	761,775	251,249	89,142	340,391	311,035	64,475	375,510	45,874	
4	Broach	936,408	18,724	917,684	554,313	81,888	636,201	37,245	244,230	281,475	8	
5	Surat	1,058,274	27,671	1,030,603	484,033	247,535	731,568	73,480	179,924	253,404	45,631	
6	Thána	2,467,760	51,904	2,415,856	516,975	485,473	1,002,448	190,232	577,825	768,057	645,351	
	Total ...	8,954,592	453,508	8,501,084	3,818,111	1,516,033	5,334,144	795,621	1,634,455	2,430,076	736,864	
II.—Central Division.												
7	Khândesh	5,701,633	390,891	5,310,742	2,893,688	275,751	3,169,439	965,597	637,754	1,603,351	537,952	
8	Násik	3,696,041	135,764	3,560,277	1,905,763	387,203	2,292,966	332,237	352,553	684,790	582,521	
9	Ahmednagar	4,244,784	99,545	4,145,239	2,593,556	415,880	3,009,436	202,056	424,074	626,130	509,673	
10	Poona	3,361,561	40,917	3,320,644	2,039,735	359,475	2,399,210	59,261	502,948	562,209	359,225	
11	Sholápur	2,906,366	84,251	2,822,115	2,046,841	318,152	2,364,993	134,422	246,156	380,578	76,544	
12	Satára	3,077,222	133,976	2,943,246	1,768,316	400,361	2,168,677	53,862	295,553	349,415	425,154	
	Total ...	22,987,607	885,344	22,102,263	13,247,899	2,156,822	15,404,721	1,747,435	2,459,038	4,206,473	2,491,069	
III.—Southern Division.												
13	Belgaum	2,821,125	8,333	2,812,792	1,692,654	333,511	2,026,165	170,170	181,307	351,477	435,150	
14	Bijápur	3,626,208	41,345	3,584,863	2,596,704	325,291	2,921,995	310,647	197,537	608,184	154,684	
15	Dhárwár	2,956,729	86,634	2,870,095	2,031,547	258,766	2,290,313	95,994	204,380	300,374	279,408	
16	Koláha	1,122,818	26,905	1,095,913	359,498	225,256	584,754	89,243	309,253	398,496	112,573	
17	Ratnágiri	2,491,591	2,491,591	
18	Kanara	2,502,400	341,195	2,161,205	208,335	76,581	234,916	49,677	393,571	443,248	1,433,041	
	Total ...	15,520,871	2,996,093	12,524,778	6,888,733	1,219,405	8,108,143	715,731	1,286,048	2,001,779	2,414,856	
	Total, A ...	47,463,070	4,334,945	43,128,125	23,954,748	4,892,260	28,847,008	3,258,787	5,379,541	8,638,328	5,642,789	
B.—Sind.												
19	Karáchi	4,161,144	2,440,370	1,720,774	216,117	244,660	460,777	280,082	909,279	1,189,361	70,636	
20	Haidarabad	5,580,643	2,075,657	3,504,986	491,983	863,262	1,355,245	1,536,921	600,493	2,137,414	12,327	
21	Shikárpur	4,419,996	1,278,580	3,141,416	624,535	541,872	1,166,907	1,085,075	616,041	1,701,116	274,393	
22	Upper Sind Frontier	1,598,226	910,273	687,953	137,149	224,266	361,415	228,169	65,491	293,660	32,878	
23	Thar and Párkar	8,146,560	8,146,560	
	Total, B ...	23,906,569	14,851,440	9,055,129	1,469,784	1,873,560	3,343,344	3,130,247	2,191,304	5,321,551	390,234	
	GRAND TOTAL ...	71,369,639	19,186,385	52,183,254	25,424,532	6,765,820	32,190,352	6,389,034	7,570,845	13,959,879	6,033,023	

A.—AGRICULTURE—continued.

(2)—Statement showing the extent to which each of the Products of the several Collectorate was cultivated during the year 1885-86.

Number.	Districts.	CLASS I.—CEREALS.							CLASS II.—PULSES.			CLASS IV.—DRUGS AND NARCOTICS.		CLASS VII.—SUGAR.		CLASS VIII.—OIL-SEEDS (NOT FOREST).			CLASS X.—FIBRES.		MISCELLANEOUS.				Total Area of Crops.	Product Area cropped more than once.	Actual Area on which Crops were grown.	
		Paddy.	Wheat.	Jowari.	Bajri.	Kodra or Harik.	Nachni or Nagli or Ragi.	Others.	Gram.	Thr.	Others.	Tobacco.	Others.	Sugarcane.	Others.	Linseed.	Seasame (oil).	Others.	Cotton.	Others.	Class III. Garden and Orchard Produce.	Class V. Condiments and Spices.	Class VI. Starvhus.	Class IX. Dyes (not Forest).				
1	2	3	4	5	6	7	8	9	10	11	12	13	14	15	16	17	18	19	20	21	22	23	24	25	26	27	28	
A.—PRESIDENCY PROPER.																												
<i>I.—Northern Division.</i>																												
1	Ahmedabad	86,839	243,744	282,732	207,565	17,221	2,155	31,346	19,862	1,530	88,659	1,428	..	2,590	..	989	26,548	8,597	317,095	1,494	4,340	2,808	..	702	1,243,393	27,025	1,310,368	
2	Kaira	115,457	18,334	77,329	208,450	105,047	65,685	10,907	8,818	20,933	42,030	20,250	..	1,750	..	32	6,979	4,740	10,217	1,293	2,308	5,374	..	3,181	720,181	24,958	696,173	
3	Panch Mahals	49,349	8,560	2,430	41,049	17,130	11,714	80,824	29,893	3,031	13,885	169	..	858	..	4	85,049	1,396	573	1,645	212	409	283,964	32,415	251,249	
4	Bronch	20,326	87,425	108,378	12,471	7,595	111	183	944	8,007	44,939	1,627	..	123	9,549	1,734	243,563	39	2,084	222	..	185	556,620	1,307	554,313	
5	Surat	104,593	32,438	109,891	6,318	40,754	12,940	1,633	2,152	23,355	54,693	433	2	6,610	..	2	2,339	35,255	92,331	1,827	3,665	1,032	..	121	533,512	49,479	484,033	
6	Thana	324,680	133	67	..	15,748	69,274	31,393	3,223	7,410	84,300	1	..	1,541	..	1	8,303	14,200	..	5,363	5,342	1,326	622,810	5,835	516,975	
Total		706,714	385,638	580,827	470,853	203,545	161,879	156,590	50,897	64,316	274,415	23,047	2	13,000	..	1,028	79,717	65,081	664,284	11,661	18,401	11,361	..	4,229	3,950,130	141,019	2,818,111	
<i>II.—Central Division.</i>																												
7	Khandesh	24,488	347,671	546,607	647,896	3,528	10,338	15,001	61,022	44,867	89,706	5,057	352	3,447	..	176,680	193,725	20,379	663,200	2,857	8,766	26,707	..	7,309	2,905,207	11,519	2,893,688	
8	Nasik	48,125	325,942	104,204	712,566	46	152,243	65,200	86,035	20,754	107,693	1,736	59	8,004	..	88,020	38,177	152,947	2,020	2,532	9,009	6,841	..	725	1,030,543	24,750	1,005,793	
9	Ahmednagar	7,867	292,220	983,067	867,166	82	23,225	10,975	120,154	39,533	68,140	8,363	1,030	3,849	..	20,217	15,402	114,646	17,409	4,702	4,583	6,034	..	6,197	2,615,887	22,331	2,593,556	
10	Poons	55,306	113,074	824,965	646,911	2	62,513	50,045	61,590	15,700	53,977	1,378	18	5,882	..	802	91,806	125,323	230	2,424	24,719	15,350	2,094,180	54,445	2,039,735	
11	Sholapur	14,840	58,778	1,390,628	169,631	3	10	24,985	66,915	47,023	21,608	3,180	43	3,057	..	33,748	8,185	198,403	6,631	15,709	5,385	10,020	..	425	2,074,260	27,419	2,046,841	
12	Satara	39,390	72,449	523,673	575,084	482	71,820	97,354	33,438	55,028	152,370	10,122	413	12,534	..	2,339	409	76,352	10,240	12,633	8,846	10,101	..	26,609	1,662,142	98,826	1,760,968	
Total		185,068	1,210,140	4,880,144	3,019,604	4,143	320,147	272,590	479,754	213,995	493,805	29,801	1,915	37,973	..	322,906	232,704	688,050	711,426	40,874	61,308	84,989	..	41,265	12,482,210	234,329	13,247,600	
<i>III.—Southern Division.</i>																												
13	Belgaum	103,830	98,837	789,375	143,707	13	49,339	114,400	48,173	64,632	90,188	20,408	99	8,425	..	5,726	8,228	72,095	143,373	5,493	8,956	20,208	1,800,503	107,340	1,692,654	
14	Bijapur	6,472	1-1,105	1,557,876	260,566	88	62	84,727	54,832	71,424	68,683	3,367	..	1,359	..	81,000	16,274	110,598	166,397	7,999	6,239	4,770	2,598,637	1,983	2,596,704	
15	Dharswad	149,905	221,213	678,342	6,098	43	47,699	101,313	45,702	59,895	114,103	1,744	8	4,605	..	24,581	6,228	57,210	462,417	5,041	10,826	59,903	2,054,237	22,990	2,031,547	
16	Kolaba	197,084	6	28,310	61,239	48,535	3,607	2,532	17,137	79	6,816	191	..	208	2,319	466	308,617	9,119	259,498	
17	Not available
18	Kanara	174,213	..	1,664	6,123	689	190	211	5,048	..	82	3,222	172	468	..	179	18,164	8,550	219,799	10,404	208,336	
Total		638,242	471,251	3,026,867	410,371	28,414	164,513	299,644	152,644	193,604	290,259	25,519	189	17,790	..	111,967	37,716	240,562	772,137	18,556	46,554	90,692	7,040,843	152,105	6,888,738	
Total, A		1,528,122	2,067,029	7,987,828	4,500,823	236,102	646,539	729,130	602,295	477,505	1,058,279	79,327	2,106	68,472	..	435,901	400,137	994,643	2,147,897	71,093	126,322	137,242	..	45,494	24,432,192	527,444	23,964,748	
<i>B.—SIND.</i>																												
19	Karachi	94,666	36,964	34,025	9,888	..	454	4,416	3,550	..	18,708	198	343	450	3,484	22,064	612	44	2,455	136	..	98	227,449	11,232	216,117	
20	Haidarabad	33,715	28,304	57,257	180,869	..	13	1,348	3,262	..	13,151	3,153	19	537	..	11	36,168	17,499	57,638	303	11,577	32	..	8,625	495,465	3,482	491,983	
21	Shikarpur	379,840	148,304	130,745	7,083	..	199	3,390	24,417	..	73,036	4,361	191	709	24,275	28,162	8,319	29	11,897	2,037	4	8,031	750,487	125,962	624,535	
22	Upper Sind Frontier	9,134	9,783	60,858	3,255	..	1	464	2,337	..	4,554	45	4	15	45,735	5,548	1,445	14	994	113	1	663	145,312	8,163	137,149	
23	Thar and Parkar	Not available
Total, B		422,405	224,214	312,655	210,035	..	667	10,087	34,166	1	104,444	7,767	567	1,708	..	11	109,662	73,273	68,025	800	26,023	2,318	8	10,417	1,618,718	148,929	1,469,794	
GRAND TOTAL		1,950,527	2,291,243	8,300,483	4,710,923	236,102	647,206	739,217	736,461	477,506	1,162,723	87,084	2,673	70,180	..	435,912	509,799	1,067,316	2,215,922	71,893	152,346	189,560	8	55,911	26,100,906	676,373	25,424,522	

STATISTICAL RETURNS.

[APP. IV. A. (2).]

B 644—17 op

1885-86.]

A.—AGRICULTURE—continued.

(3).—Statement showing the Irrigated Area and Crops grown under Irrigation in the several Collectorates of the Bombay Presidency, including Sind, during the year 1885-86.

Number.	District.	Net Area cropped.	Area irrigated from canals.	Area irrigated from other sources.	Total Area irrigated.	CROPPING OF IRRIGATED AREA.							Deduct Area cropped with irrigation more than once.	Balance Net irrigated Area.	
						Wheat.	Rice.	Other cereals and pulses.	Sugar-cane.	Other food-crops.	Non-food crops.	Fodder crops.			Total.
1	2	3	4	5	6	7	8	9	10	11	12	13	14	15	16
A.—PRESIDENCY PROPER.															
I.—Northern Division.															
1	Ahmedabad	1,316,368	4,617	68,623	73,240	20,885	27,266	15,388	2,522	5,259	2,480	...	73,800	560	73,240
2	Kaira	695,173	5,763	44,643	50,406	5,972	14,491	7,171	1,755	6,083	19,441	...	54,903	4,497	50,406
3	Panch Mahals	251,249	1,035	1,035	99	167	44	372	175	188	...	1,035	...	1,035
4	Broach	554,313	1,633	1,633	11	709	37	107	607	202	...	1,673	40	1,633
5	Surat	484,033	12,168	12,168	88	3,419	115	6,602	1,595	456	...	12,275	107	12,168
6	Thana	516,975	4,780	4,780	1,537	3,243	4,780	...	4,780
	Total ...	3,818,111	10,380	132,882	143,262	27,055	46,032	22,755	12,895	16,962	22,767	...	148,466	5,204	143,262
II.—Central Division.															
7	Khandesh	2,893,688	17,054	29,377	46,431	13,750	2,336	5,202	3,386	7,146	16,074	...	47,894	1,463	46,431
8	Nasik	1,905,763	38,910	41,374	80,284	32,297	4,431	17,966	8,754	9,127	17,613	90,188	9,904	80,284
9	Ahmednagar	2,593,556	3,472	92,959	96,431	31,894	639	55,203	3,514	10,649	7,930	207	110,036	13,605	96,431
10	Poona	2,039,735	14,095	77,676	91,771	20,503	547	41,128	4,516	39,549	4,805	...	111,048	10,277	91,771
11	Sholapur	2,046,841	3,051	76,485	79,536	33,267	1,789	37,647	3,057	15,473	10,385	1,423	103,041	23,505	79,536
12	Satara	1,768,316	5,938	87,267	93,205	24,488	8,883	25,244	12,211	15,251	26,331	...	112,208	19,003	93,205
	Total ...	13,247,899	82,520	405,138	487,658	150,199	18,425	182,390	35,438	97,195	65,525	19,243	574,415	86,757	487,658
III.—Southern Division.															
13	Belgaum	1,692,654	13,126	36,582	49,708	2,863	19,458	7,438	8,290	6,765	7,175	...	51,989	2,231	49,708
14	Bijapur	2,596,704	51	10,142	10,193	3,272	1,500	745	1,234	3,719	1,360	71	11,901	1,708	10,193
15	Dharwar	2,031,547	5,362	69,503	74,865	76	64,783	480	4,022	4,729	1,232	...	75,322	457	74,865
16	Kolaba	350,498	No irrigation.
17	Ratnagiri	Not available.	Approximate.
18	Kanara	208,335	33,299	175,036	208,335	174,212	13,709	3,262	16,163	9,453	...	218,799	10,464	208,335
	Total ...	6,888,738	51,838	291,263	343,101	6,211	259,953	22,372	16,808	33,376	19,220	71	358,011	14,910	343,101
	Total A. ...	23,954,748	144,738	829,283	974,021	180,465	324,410	227,517	65,141	147,533	107,512	19,314	1,080,892	106,871	974,021
B.—SIND.															
19	Karachi	216,117	170,428	42,913	213,341	36,367	94,666	64,220	450	2,428	26,450	...	224,581	11,240	213,341
20	Haidarabad	491,983	457,186	34,388	491,574	28,150	38,716	294,369	537	11,573	121,204	...	495,049	3,475	491,574
21	Shikarpur	624,535	480,522	144,013	624,535	148,304	279,841	239,340	706	16,448	65,849	...	750,488	125,953	624,535
22	Upper Sind Frontier	137,149	129,874	7,275	137,149	9,781	9,184	72,069	15	694	53,569	...	145,312	8,163	137,149
23	Thar and Parkar	Not available.
	Total B. ...	1,469,784	1,208,010	228,589	1,466,599	222,602	422,407	670,498	1,708	31,143	267,072	...	1,615,430	148,831	1,466,599
	GRAND TOTAL ...	25,424,532	1,382,748	1,057,872	2,440,620	412,067	746,817	898,015	66,849	178,676	374,584	19,314	2,696,322	255,702	2,440,620

A.—AGRICULTURE—continued.

(4).—Statement showing the Agricultural Stock in the several Districts of the Bombay Presidency during the year 1885-86.

1885-86.]

Number.	Districts.										PLOUGHS.		CARTS.		REMARKS.
		Bullocks.	Cows.	Buffaloes.		Horses.	Mares.	Fools.	Asses.	Sheep and Goats.	With two Bullocks.	With four Bullocks.	Riding Carts.	Carts used in carrying Loads.	
				Females.	Males.										
1	2	3	4	5	6	7	8	9	10	11	12	13	14	15	16
A.—PRESIDENCY PROPER.															
<i>I.—Northern Division.</i>															
1	Ahmedabad	159,390	95,985	105,388	22,649	2,548	3,046	833	8,761	75,610	67,936	254	1,511	22,695	
2	Kaira	157,744	54,181	169,963	6,430	734	1,208	407	5,466	46,552	62,646	1,216	28,143	
3	Panch Mahāls	75,650	77,165	23,421	3,310	996	986	343	1,233	18,990	20,815	239	7,087	
4	Broach	67,731	13,624	42,722	6,610	881	1,027	494	1,074	28,557	28,746	2,873	16,794	
5	Surat	147,652	101,043	68,926	9,819	463	359	149	124	89,045	49,397	1,179	8,253	27,949	
6	Thāna	132,871	115,158	25,393	44,743	883	269	100	34	36,387	79,053	4,257	22,598	
	Total ...	741,038	457,056	435,813	93,561	6,505	6,925	2,326	16,692	295,111	317,595	1,433	18,349	125,266	
<i>II.—Central Division.</i>															
7	Khāndesh	386,109	278,056	125,477	17,437	7,959	6,589	3,432	8,813	184,925	95,896	19,089	20,675	56,074	
8	Nāsik	214,847	197,075	35,302	26,492	5,861	4,600	2,298	3,406	228,488	45,590	24,113	14,163	15,121	
9	Ahmednagar	297,694	211,485	38,315	12,564	7,738	9,179	4,049	7,058	441,930	26,697	43,072	11,572	16,147	
10	Poona	264,944	165,250	46,967	13,118	5,118	5,332	1,994	6,501	331,599	28,050	28,634	3,151	19,644	
11	Sholāpur	197,827	122,413	41,296	19,511	3,941	4,909	1,983	3,953	326,257	6,273	15,722	902	10,998	
12	Satāra	251,756	159,794	86,965	31,006	6,533	5,262	1,935	3,928	413,218	23,686	25,439	1,596	20,171	
	Total ...	1,603,177	1,134,073	374,322	120,128	37,200	35,871	15,601	34,319	1,926,417	226,192	156,069	61,059	138,155	
<i>III.—Southern Division.</i>															
13	Belgaum	203,769	136,267	96,074	50,546	2,554	2,927	1,028	3,451	284,538	48,666	11,928	353	25,838	
14	Bijāpur	215,782	136,096	76,207	23,640	2,878	4,170	1,817	5,381	348,543	38,204	11,098	555	9,794	
15	Dhārwar	272,781	159,790	98,860	41,251	2,296	1,921	930	5,707	197,758	83,239	7,922	667	42,536	
16	Kolāba	65,205	54,696	30,065	18,931	394	99	35	53	19,894	38,059	955	4,469	
17	Ratnāgiri	Not available.													
18	Kanara	88,215	84,951	25,554	28,079	214	144	47	224	4,792	39,440	3	81	4,940	
	Total ...	845,752	571,800	326,760	162,447	8,336	9,261	3,857	14,816	855,525	247,608	30,951	2,631	87,577	
	Total, A. ...	3,189,967	2,162,929	1,136,895	376,136	52,041	52,057	21,874	65,827	3,077,053	791,395	188,453	82,039	350,998	
B.—SIND.															
19	Karāchi	Not available.													
20	Haidarabad														
21	Shikārpur														
22	Upper Sind Frontier														
23	Thar and Pārkar														
	Total
	GRAND TOTAL ...	3,189,967	2,162,929	1,136,895	376,136	52,041	52,057	21,874	65,827	3,077,053	791,395	188,453	82,039	350,998	

STATISTICAL RETURNS.

[App. IV, A. (4).

A.—AGRICULTURE—continued.

8

(5).—Statement showing the Average Incidence of Land Revenue for 1885-86, per Acre and per Head of Population in Surveyed Khālsa Rayatwārī Villages.

App. IV. A. (5).]

BOMBAY ADMINISTRATION REPORT.

[1885-

District.	AREA OF SURVEYED KHĀLSA RAYATWĀRĪ VILLAGES.			Land Revenue of Area of Column 2 (exclusive of Cesses).	Population of Surveyed Khālsa Rayatwārī Villages.	INCIDENCE OF LAND REVENUE, (COLUMN 5.)			REMARKS.
	Cultivated.	Uncultivated.	Total.			For Total Area, (Column 4.)	For cultivated Area, (Column 2.)	Per Head of Population, Column 6.	
1	2	3	4	5	6	7	8	9	10
	A. g.	A. g.	A. g.	Rs. a. p.		Rs. a. p.	Rs. a. p.	Rs. a. p.	
<i>Northern Division.</i>									
Ahmedabad	774,927 15	282,788 19	1,057,015 34	10,78,945 9 5	417,678	1 0 4	1 6 3	2 9 3	
Kaira	736,132 14	196,348 3	932,480 17	19,25,953 0 1	753,478	2 1 1	2 9 10	2 8 11	
Panch Mahāls	259,730 23	406,821 30	666,552 13	2,40,640 7 2	188,724	0 5 9	0 14 9	1 4 4	
Broach	635,057 29	281,440 31	916,504 20	22,27,557 15 3	310,033	2 6 11	3 8 1	7 2 11	
Surat	717,632 3	297,351 30	1,014,983 33	22,93,336 8 6	512,297	2 4 2	3 3 2	4 7 8	
Thāna	985,018 17	1,397,166 3	2,382,184 20	11,69,126 12 11	707,053	0 7 10	1 2 11	1 10 5	
Total	4,107,798 21	2,861,922 36	6,969,721 17	89,35,560 5 4	2,889,263	1 4 6	2 2 9	3 1 6	
<i>Central Division.</i>									
Nāsik	2,174,851 38	1,220,465 16	3,395,317 14	14,45,815 0 11	654,483	0 6 10	0 10 8	2 3 4	
Khāndesh	2,980,151 1	1,672,400 36	4,652,551 37	31,98,988 1 4	1,111,423	0 11 1	1 1 2	2 14 1	
Ahmednagar	2,647,294 23	1,047,573 37	3,694,868 20	14,79,501 15 1	669,748	0 6 5	0 8 11	2 3 4	
Poona	2,028,646 13	824,237 37	2,852,884 10	12,27,637 13 9	693,516	0 6 11	0 9 8	1 12 3	
Sholāpur	2,252,549 21	430,774 12	2,683,323 33	10,29,756 10 8	603,556	0 6 0	0 7 1	1 11 3	
Satāra	1,771,900 39	688,126 22	2,460,027 21	16,77,755 9 1	860,236	0 10 10	0 15 1	1 15 2	
Total	13,855,394 15	5,883,579 0	19,738,973 15	1,00,59,455 2 10	4,593,012	0 8 2	0 11 7	2 3 1	
<i>Southern Division.</i>									
Belgaum	1,625,957 30	650,184 22	2,276,142 12	1,576,992 10 10	721,402	0 11 1	0 15 6	2 2 11	
Dhārwar	2,148,741 1	540,474 27	2,689,215 28	2,790,374 4 6	882,376	1 0 7	1 4 9	3 2 7	
Bijāpur	2,585,274 27	620,241 35	3,205,516 22	1,458,256 10 1	591,007	0 7 3	0 9 0	2 7 6	
Kanara	284,916 2	1,876,288 39	2,161,205 1	799,885 3 7	346,209	0 5 11	2 12 11	2 4 11	
Ratnāgiri	44,825 7	33,057 31	77,882 38	41,174 1 8	42,616	0 8 6	0 14 8	0 15 6	
Kolāba	286,031 1	284,686 22	570,717 23	640,501 10 2	268,919	1 1 11	2 3 9	2 6 1	
Total	6,975,745 28	4,004,934 16	10,980,680 4	7,307,184 8 10	2,852,529	0 10 7	1 0 9	2 8 11	
<i>Sind.</i>									
Karāchi	456,311 31	1,259,496 39	1,715,808 30	5,37,998 1 0	279,160	0 5 0	1 2 10	1 14 10	
Haidarabad	1,355,244 18	1,536,921 21	2,892,165 39	11,34,767 13 10	... (a)	0 6 3	0 13 5	
Shikārpur	38,171 5	908,789 38	946,961 3	89,770 12 0	0 1 6	2 6 7	
* Thar and Pārkar	
Upper Sind Frontier	334,471 11	326,154 14	660,625 25	3,21,536 13 1	(b) 89,269	0 7 9	0 15 4	3 9 7	
Total	2,184,198 25	4,031,362 32	6,215,561 17	20,84,073 7 11	368,429	0 5 4	0 15 3	5 10 6	
GRAND TOTAL	27,123,137 9	16,781,799 4	43,904,936 13	29,386,273 8 11	10,703,233	0 10 4	1 0 8	2 10 3	

* Unsettled.

(a) Not available.

(b) As above.

A.—AGRICULTURE—*continued.*

A.—AGRICUL

(6).—Statement showing the number and extent of Holdings in surveyed Government (with details of each District)

No.	Details of Holdings.	NORTHERN					
		Ahmedabad,		Kaira.		Panch Mahals.	
		Khalsa.	Inam.	Khalsa.	Inam.	Khalsa.	Inam.
	<i>Number of Holdings.</i>						
1	Under and up to 5 acres ..	15,833	8,376	35,718	29,768	8,038	3,593
2	Over 5 and under 10 acres ..	11,557	4,573	16,748	9,815	6,070	1,366
3	Over 10 and under 25 acres ..	11,380	3,028	10,739	5,066	5,271	906
4	Over 25 and under 50 acres ..	4,151	784	1,904	1,025	1,109	220
5	Over 50 and under 100 acres ..	1,105	235	377	192	136	78
6	Over 100 and under 250 acres ..	165	95	106	59	16	38
7	Over 250 and under 500 acres ..	37	19	39	24	..	14
8	Over 500 acres	22	31	16	16	4	4
	Total Number of Holdings ..	44,240	17,141	66,046	45,954	20,644	6,221
	Total Area ..	A. g. a. 522,321 27 0	A. g. a. 251,905 28 0	A. g. a. 394,887 80 0	A. g. a. 341,244 24 0	A. g. a. 197,160 18 0	A. g. a. 62,570 10 0
	Total Land Revenue ..	Ra. a. p. 941,672 1 5	Ra. a. p. 1,37,273 8 0	Ra. a. p. 13,74,578 14 1	Ra. a. p. 5,51,374 2 0	Ra. a. p. 2,21,138 4 2	Ra. a. p. 19,503 3 0
	Average Area of Holdings ..	A. g. a. 11 32 0	A. g. a. 14 28 0	A. g. a. 6 1 0	A. g. a. 7 17 0	A. g. a. 9 22 0	A. g. a. 10 2 0
	Average Revenue Demand per Holding ..	Ra. a. p. 21 4 7	Ra. a. p. 8 0 2	Ra. a. p. 20 15 0	Ra. a. p. 11 15 11	Ra. a. p. 10 11 4	Ra. a. p. 3 2 2

No.	Details of Holdings.	CENTRAL					
		Nasik.		Khandesh.		Ahmednagar.	
		Khalsa.	Inam.	Khalsa.	Inam.	Khalsa.	Inam.
	<i>Number of Holdings.</i>						
1	Under and up to 5 acres ..	10,275	789	9,355	1,925	3,447	305
2	Over 5 and under 10 acres ..	6,663	983	10,162	2,421	4,788	540
3	Over 10 and under 25 acres ..	16,349	1,286	51,214	8,373	17,236	1,170
4	Over 25 and under 50 acres ..	18,202	1,101	28,597	1,380	22,788	1,324
5	Over 50 and under 100 acres ..	8,404	709	9,410	664	11,468	980
6	Over 100 and under 250 acres ..	2,431	167	1,523	148	3,396	326
7	Over 250 and under 500 acres ..	234	24	57	22	277	24
8	Over 500 acres	3	2	6	9	19	5
	Total Number of Holdings ..	63,166	5,061	1,17,527	9,642	63,370	4,644
	Total Area ..	A. g. a. 2,011,179 38 4	A. g. a. 163,672 0 0	A. g. a. 2,748,167 13	A. g. a. 231,993 28	A. g. a. 2,435,015 15 15	A. g. a. 199,052 7 8
	Total Land Revenue ..	Ra. a. p. 12,62,036 2 3	Ra. a. p. 56,162 9 3	Ra. a. p. 30,13,370 0 0	Ra. a. p. 1,13,405 7 9	Ra. a. p. 1,409,254 4 2	Ra. a. p. 45,430 9 2
	Average Area of Holding ..	A. g. a. 31 34 0	A. g. a. 32 13	A. g. a. 23 16 14	A. g. a. 23 22	A. g. a. 38 17	A. g. a. 42 34
	Average Revenue Demand per Holding ..	Ra. a. p. 21 9 0	Ra. a. p. 11 7 11	Ra. a. p. 25 11 0	Ra. a. p. 11 8 4	Ra. a. p. 22 3 10	Ra. a. p. 6 12 8

TURE—continued.

Rayatwari Villages in each of the several Districts of the Bombay Presidency including Sind for the year 1885-86.

Division.							
Broach.		Surat.		Thána.		Total.	
Khálsa.	Inám.	Khálsa.	Inám.	Khálsa.	Inám.	Khálsa.	Inám.
10,286	12,084	27,702	10,338	40,866	1,366	139,443	65,473
8,721	4,187	19,654	2,177	12,131	338	60,831	22,436
8,418	2,534	14,053	1,242	12,835	391	62,743	13,158
3,546	866	4,631	308	5,028	260	21,349	3,443
1,119	260	1,306	74	2,194	146	6,237	955
258	78	204	12	700	61	1,536	343
38	20	10	2	136	7	261	86
15	8	1	13	71	59
30,398	19,967	61,661	14,151	74,961	2,669	297,440	106,003
A. g. a.	A. g. a.	A. g. a.	A. g. a.	A. g. a.	A. g. a.	A. g. a.	A. g. a.
459,697 38 0	175,399 31 0	645,882 38 0	71,949 5 0	927,202 2 0	57,316 16 0	3,146,022 28 0	200,875 34 0
Rs. a. p.	Rs. a. p.	Rs. a. p.	Rs. a. p.	Rs. a. p.	Rs. a. p.	Rs. a. p.	Rs. a. p.
20,15,537 15 10	2,12,019 15 5	21,88,678 2 1	1,04,668 6 5	11,41,668 5 9	27,448 7 2	78,63,288 11 4	10,32,271 10 0
A. g. a.	A. g. a.	A. g. a.	A. g. a.	A. g. a.	A. g. a.	A. g. a.	A. g. a.
15 5 0	9 31 0	10 20 0	5 3 0	12 15 0	22 20 0	10 23 0	9 3 0
Rs. a. p.	Rs. a. p.	Rs. a. p.	Rs. a. p.	Rs. a. p.	Rs. a. p.	Rs. a. p.	Rs. a. p.
96 4 10	10 9 10	95 8 10	7 6 4	15 3 8	10 10 11	26 8 1	9 14 9

Division.

Poona.		Sholápur.		Satára.		Total.	
Khálsa.	Inám.	Khálsa.	Inám.	Khálsa.	Inám.	Khálsa.	Inám.
11,218	1,124	1,278	214	12,624	5,608	49,192	10,062
9,093	725	1,063	230	9,655	3,669	51,324	8,568
17,855	1,285	10,923	915	12,001	3,253	1,26,238	11,267
16,067	1,152	14,881	1,039	15,007	2,531	1,13,552	5,527
7,419	789	9,181	710	5,117	959	51,000	4,681
2,019	331	3,009	236	1,555	399	14,536	1,667
203	31	407	57	253	108	1,431	266
11	11	44	24	20	22	108	73
68,880	5,448	42,286	3,485	86,362	16,641	4,06,831	45,121
A. g. a.	A. g. a.	A. g.	A. g.	A. g. a.	A. g.	A. g. a.	A. g. a.
1,834,569 22 0	194,076 31 8	2,026,702 32	225,202 27	1,357,887 29 0	383,394 10	12,443,512 29 4	1,397,391 24 0
Rs. a. p.	Rs. a. p.	Rs. a. p.	Rs. a. p.	Rs. a. p.	Rs. a. p.	Rs. a. p.	Rs. a. p.
11,11,771 12 3	1,15,806 1 6	9,50,065 8 6	37,420 13 3	12,16,044 1 9	1,34,356 2 0	90,74,941 7 11	5,54,691 9 11
A. g.	A. g.	A. g.	A. g.	A. g. a.	A. g. a.	A. g. a.	A. g. a.
28 29	35 25	47 37	64 25	24 25 0	23 2 0	80 24 12	30 21 1
Rs. a. p.	Rs. a. p.	Rs.	Rs.	Rs. a. p.	Rs. a. p.	Rs. a. p.	Rs. a. p.
17 6 6	21 4 3	22	11	21 10 1	11 1 3	22 4 10	12 4 8

A.—AGRICUL

(6).—Statement showing the number and extent of Holdings in surveyed Government (with details of each District).

No.	Details of Holdings.	SOUTHERN					
		Belgaum.		Dhárwar.		Bijápúr.	
		Khálsa.	Inám.	Khálsa.	Inám.	Khálsa.	Inám.
<i>Number of Holdings.</i>							
1	Under and up to 5 acres ..	7,407	8,314	6,951	2,022	2,368	826
2	Over 5 and under 10 acres ..	8,744	3,265	8,865	3,368	4,939	2,014
3	Over 10 and under 25 acres ..	20,232	5,467	24,906	6,733	20,612	4,962
4	Over 25 and under 50 acres ..	10,121	2,804	15,222	3,574	19,899	4,502
5	Over 50 and under 100 acres ..	3,049	1,298	4,610	1,500	7,278	1,776
6	Over 100 and under 250 acres ..	776	625	1,029	730	1,051	709
7	Over 250 and under 500 acres ..	72	146	88	181	234	178
8	Over 500 acres ..	14	69	15	61	37	72
	Total Number of Holdings ..	50,416	16,978	60,680	18,109	57,113	15,031
	Total Area ..	A. g. a. 1,093,142 21 2	A. g. a. 532,809 0 0	A. g. a. 1,529,307 9 6	A. g. a. 619,373 31 4	A. g. a. 1,899,617 18 14	A. g. a. 635,657 7 14
	Total Land Revenue ..	Rs. a. p. 9,78,335 0 5	Rs. a. p. 2,60,358 2 0	Rs. a. p. 13,77,029 3 0	Rs. a. p. 4,93,228 15 9	Rs. a. p. 10,50,528 4 9	Rs. a. p. 1,45,761 15 1
	Average Area of Holdings ..	A. g. a. 21 27 4	A. g. a. 31 15 4	A. g. a. 25 8 2	A. g. a. 34 3 9	A. g. a. 33 10 6	A. g. a. 45 24 10
	Average Revenue Demand per Holding ..	Rs. a. p. 19 6 5	Rs. a. p. 16 5 4	Rs. a. p. 30 14 11	Rs. a. p. 27 2 4	Rs. a. p. 18 6 3	Rs. a. p. 9 11 2

No.	Details of Holdings.	SIND					
		Karáchi.		Haldarabad.		Shikárpúr.	
		Khálsa.	Inám.	Khálsa.	Inám.	Khálsa.	Inám.
<i>Number of Holdings.</i>							
1	Under and up to 5 acres ..	4,472	31	2,552	135	28,285	119
2	Over 5 and under 10 acres ..	4,191	9	4,587	69	17,785	67
3	Over 10 and under 25 acres ..	3,544	17	6,774	121	13,779	46
4	Over 25 and under 50 acres ..	1,608	4	4,280	67	5,546	30
5	Over 50 and under 100 acres ..	604	12	2,417	57	2,030	10
6	Over 100 and under 250 acres ..	480	14	1,438	68	973	19
7	Over 250 and under 500 acres ..	190	14	602	49	366	14
8	Over 500 acres ..	68	31	333	85	140	26
	Total Number of Holdings ..	15,367	182	22,961	650	68,984	321
	Total Area ..	A. g. a. 396,912 1 0	A. g. a. 59,399 30 0	A. g. a. 1,164,432 22 0	A. g. a. 190,511 36 0	A. g. a. 1,090,709 17 0	A. g. a. 50,694 17 0
	Total Land Revenue ..	Rs. a. p. 5,36,078 8 0	Rs. a. p. 1,919 9 0	Rs. a. p. 11,16,980 9 10	Rs. a. p. 17,787 4 0	Rs. a. p. 21,98,370 3 0	Rs. a. p. 3,627 15 9
	Average Area of Holding ..	A. g. a. 25 33 0	A. g. a. 449 39 0	A. g. a. 50 20 0	A. g. a. 293 22 9	A. g. a. 15 53 0	A. g. a. 157 37 0
	Average Revenue Demand per Holding ..	Rs. a. p. 34 14 2	Rs. a. p. 14 9 7	Rs. a. p. 49 10 4	Rs. a. p. 27 5 10	Rs. a. p. 31 14 2	Rs. a. p. 11 4 10

TURE—continued.

Rayatwari Villages in each of the Districts of the Bombay Presidency including Sind for the year 1885-86—continued.

DIVISION.

Kawara.		Ratnagiri.		Kolaba.		Total.	
Khalsa.	Inam.	Khalsa.	Inam.	Khalsa.	Inam.	Khalsa.	Inam.
14,957	32	3,551	282	20,406	493	63,727	6,958
5,615	14	770	3	0,817	76	35,766	8,740
4,598	13	840	2	4,707	50	76,808	17,227
1,970	9	376	3	1,340	10	48,725	10,802
503	11	88	2	402	4	18,018	4,501
229	9	27	1	152	4	4,184	2,076
23	3	25	2	446	602
3	7	76	102
27,988	88	5,668	293	42,945	628	244,810	51,187
A. g. a.	A. g. a.	A. g. a.	A. g. a.	A. g. a.	A. g. a.	A. g. a.	A. g. a.
284,421 16 73	484 26 15	44,152 35 8	672 11 12	281,904 24 12	4,126 16 0	5,132,606 3 0	1,843,133 10 0
Rs. a. p.	Rs. a. p.	Rs. a. p.	Rs. a. p.	Rs. a. p.	Rs. a. p.	Rs. a. p.	Rs. a. p.
7,95,697 5 5	19 0 0	38,865 1 3	183 15 9	6,25,924 6 8	8,743 8 8	53,00,379 5 7	9,03,325 2 3
A. g. a.	A. g. a.	A. g. a.	A. g. a.	A. g. a.	A. g. a.	A. g. a.	A. g. a.
10 6 8	5 24 13	7 31 9	2 25 6	6 22 9	6 22 13	20 38 10	36 6 5
Rs. a. p.	Rs. a. p.	Rs. a. p.	Rs. a. p.	Rs. a. p.	Rs. a. p.	Rs. a. p.	Rs. a. p.
28 6 10	0 8 5	6 13 8	0 10 0	14 9 2	5 15 4	21 14 8	17 10 1

DIVISION.

Thar and Parkar.		Upper Sind Frontier.		Total.		Grand Total.	
Khalsa.	Inam.	Khalsa.	Inam.	Khalsa.	Inam.	Khalsa.	Inam.
		151	4	35,440	230	285,602	83,772
		175	26,718	144	180,679	39,888
		278	9	24,375	187	289,254	41,859
		260	11,694	81	195,240	22,983
		250	5,501	79	78,756	10,336
		297	3,195	101	23,430	4,186
		172	1	1,336	78	3,474	632
		181	717	142	972	406
		1,764	8	108,976	1,111	10,57,607	203,423
		A. g.	A. g.	A. g.	A. g.	A. g. a.	A. g. a.
Unsettled.	Unsettled,	334,151 33	319 18	2,986,205 33	301,225 21	23,709,247 13 4	4,502,026 9 0
		Rs. a. p.	Rs. a. p.	Rs. a. p.	Rs. a. p.	Rs. a. p.
		2,21,636 13 1	41,70,966 1 11	23,334 12 0	26,496,575 10 9	25,33,623 2 2
		A. g.	A. g.	A. g.	A. g.	A. g. a.	A. g. a.
		139 17	39 37	27 10	27 4	22 16 11	22 5 6
		Rs. a. p.	Rs. a. p.	Rs. a. p.	Rs. a. p.	Rs. a. p.
		182 4 5	88 4 4	21 0 0	25 0 10	12 7 3

A.—AGRICULTURE—continued.

(7).—Statement showing other varieties of Tenure than Rayatwari with the Number of Estates under each variety of Tenure and the Area and Revenue paid to Government under each such variety for the year 1885-86.

1	2	3	4	5	6	7	8	9	10
		Kind of Tenure.	Number of Estates.	Number of Holders or Shareholders.	Gross Area in Acres.	Average Area of each Estate.	Total Payment to Government on Area of each Tenure.	Average Payment to Government on each Estate.	Incidence of Column 8 per Acre, Column 6.
					A. g.	A. g.	Rs. a. p.	Rs. a. p.	Rs. a. p.
NORTHERN DIVISION.	Ahmedabad	A. Khoti	343	439	1,182,816 31	3,448 18	3,54,514 8 11	1,033 9 1	0 4 9
		B. Talukdari	41	72	79,334 10	1,934 39	11,240 0 0	274 2 4	0 2 3
		C. Mewasi	63	45	123,518 6	2,205 27	16,151 8 1	258 6 8	0 2 1
		D. Udhad Jamabandi, &c., &c. ..							
	Kaira	A. Khoti	2	1	6,104 1	3,052 1	6,102 10 10	3,051 5 5	1 0 0
		B. Talukdari	63	146	33,133 4	1,319 23	49,471 10 1	785 4 0	0 9 6
		C. Mewasi							
		D. Udhad Jamabandi, &c., &c. ..							
	Panch Mahals..	A. Khoti	185½	53	230,475 18	1,242 18	37,589 5 1	202 10 2	0 2 7
		B. Talukdari	82½	447	130,719 3	1,594 5	16,017 13 11	195 5 5	0 1 11
		C. Mewasi							
		D. Udhad Jamabandi, &c., &c. ..							
	Broach	A. Khoti	16	27	19,903 10	1,243 36	18,654 5 5	227 7 10	0 14 11
		B. Talukdari							
		C. Mewasi							
		D. Udhad Jamabandi, &c., &c. ..							
Surat	A. Khoti	42½	78	43,290 7	1,030 28	43,281 5 9	1,030 8 1	0 15 11	
	B. Talukdari								
	C. Mewasi								
	D. Udhad Jamabandi, &c., &c. ..								
Thana	A. Khoti	18	14	10,260 17	570 1	16,064 8 5	925 12 11	1 10 9	
	B. Talukdari	102	101	75,315 7	739 15	11,033 6 3	114 8 8	0 2 5	
	C. Mewasi								
	D. Udhad Jamabandi, &c., &c. ..								
Total	A. Khoti	18	14	10,260 17	570 1	16,064 8 5	925 12 11	1 10 9	
	B. Talukdari	530½	498	1,419,306 10	2,675 23	3,98,206 8 10	760 10 0	0 4 6	
	C. Mewasi	41	72	79,334 10	1,934 39	11,240 0 0	274 2 4	0 2 3	
	D. Udhad Jamabandi, &c., &c. ..	362	844	475,878 37	1,314 23	1,55,260 1 6	423 14 3	0 5 2	
	Total A., B., C., & D. ..	951½	1,423	1,934,869 34	2,066 2	5,81,371 2 9	611 0 1	0 4 8	
CENTRAL DIVISION.	Nasik	A. Khoti	195	186	300,724 0	1,542 7	29,032 5 6	148 14 1	0 1 7
		B. Talukdari							
		C. Mewasi							
		D. Udhad Jamabandi, &c., &c. ..							
	Khandesh	A. Khoti	190½	160	347,954 37	1,826 21	48,212 12 9	253 1 4	0 2 2
		B. Talukdari							
		C. Mewasi							
		D. Udhad Jamabandi, &c., &c. ..							
	Ahmednagar	A. Khoti	151	195	549,786 8	3,640 38	63,705 2 7	421 14 2	0 1 10
		B. Talukdari							
		C. Mewasi							
		D. Udhad Jamabandi, &c., &c. ..							
	Poona	A. Khoti	208½	331	508,060 4	2,439 29	37,458 14 2	184 4 10	0 1 2
		B. Talukdari							
		C. Mewasi							
		D. Udhad Jamabandi, &c., &c. ..							
Sholsapur	A. Khoti	54	62	216,775 23	4,014 14	18,033 10 10	333 15 3	0 1 3	
	B. Talukdari								
	C. Mewasi								
	D. Udhad Jamabandi, &c., &c. ..								
Satara	A. Khoti	395	504	409,720 30	1,034 29	1,98,244 13 0	471 8 1	0 7 3	
	B. Talukdari								
	C. Mewasi								
	D. Udhad Jamabandi, &c., &c. ..								
Total	A. Khoti	1,188½	1,438	2,332,030 22	1,961 14	3,82,687 10 10	321 0 0	0 2 7	
	B. Talukdari								
	C. Mewasi								
	D. Udhad Jamabandi, &c., &c. ..								
	Total A., B., C., & D. ..	1,188½	1,438	2,332,030 22	1,961 14	3,82,687 10 10	321 0 0	0 2 7	

A.—AGRICULTURE—concluded.

(7).—Statement showing other varieties of Tenure than Rayatwari with the Number of Estates under each variety of Tenure and the Area and Revenue paid to Government under each such variety for the year 1885-86—concluded.

1	2	3	4	5	6	7	8	9	10	
		Kind of Tenure.	Number of Estates.	Number of Holders or Shareholders.	Gross Area in Acres.	Average Area of each Estate.	Total Payment to Government on Area of each Tenure.	Average Payment to Government on each Estate.	Incidence of Column 8 per Acre, Column 6.	
					A. G.	A. G.	Rs. a. p.	Rs. a. p.	Rs. a. p.	
SOUTH-WEST DIVISION.	Belgaum	A. Khoti	
		B. Talukdari	
		C. Mewasi	
		D. Udhad Jamabandi, &c., &c.	241	281	586,429 30	2,350 13	1,04,006 7 9	431 8 11	0 2 11	
	Dharwar	A. Khoti
		B. Talukdari
		C. Mewasi
		D. Udhad Jamabandi, &c., &c.	183	168	217,116 10	1,186 17	60,110 4 2	323 8 0	0 4 5	
	Bijapur	A. Khoti
		B. Talukdari
		C. Mewasi
		D. Udhad Jamabandi, &c., &c.	162	3,914	418,938 7	2,586 1	69,459 14 5	428 12 2	0 2 8	
	Karnara	A. Khoti
		B. Talukdari
		C. Mewasi
		D. Udhad Jamabandi, &c., &c.
	Ratnagiri	A. Khoti	1,180	109,261	1,850,876 15	1,574 25	7,19,787 7 0	609 16 5	0 6 2	
		B. Talukdari
		C. Mewasi
		D. Udhad Jamabandi, &c., &c.	1154	21,244	228,532 6	1,900 11	1,17,174 7 7	1,018 14 6	0 8 2	
	Kolaba	A. Khoti	459	1,500	488,876 17	1,065 3	2,05,488 3 1	578 6 5	0 8 8	
		B. Talukdari
		C. Mewasi
		D. Udhad Jamabandi, &c., &c.	121	214	68,224 18	522 20	32,691 9 7	269 4 3	0 8 2	
Total	A. Khoti	1,639	110,770	2,346,952 32	1,431 37	9,85,245 10 1	601 2 0	0 6 8		
	B. Talukdari		
	C. Mewasi		
	D. Udhad Jamabandi, &c., &c.	3224	25,821	1,494,240 25	1,917 32	3,83,338 11 6	406 5 0	0 4 1		
Total A., B., C., & D.			2,4614	136,591	3,841,193 17	1,560 33	13,68,684 5 7	555 15 11	0 5 8	
SIND DIVISION.	Karachi	Udhad Jamabandi, &c., &c.	9	10	34,107 11	3,789 27	861 8 0	95 11 6	0 0 4	
	Haidarabad	Udhad Jamabandi, &c., &c.	18	19	2,50,898 39	13,178 36	9,678 15 0	509 6 8	0 0 7	
	Shikarpur	Udhad Jamabandi, &c., &c.	14	14	3,62,843 5	25,881 26	6,501 5 0	444 6 1	0 0 3	
	*Thar and Parkar	Udhad Jamabandi, &c., &c.	
	Upper Sind Frontier	Udhad Jamabandi, &c., &c.	7	7	40,718 18	5,816 86	591 7 0	87 7 10	0 0 3	
Total			49	50	6,87,567 28	14,081 29	17,633 3 0	359 13 9	0 0 4	
Grand Total			4,6504	139,502	8,845,661 21	1,901 18	23,50,276 6 2	505 3 6	0 4 3	

* Unsettled.

Note.—Inams and Jaghirs of all kinds in all the Collectorates of the Sind Division have been shown under the heading "Udhad Jamabandi, &c."

B.—WEATHER AND CROPS.

(1).—Statement showing the Climate during 1885.

Places at which observations taken and the Year for which taken.	RAINFALL IN INCHES.				AVERAGE TEMPERATURES IN THE SHADE.												CLOUD PROPORTION 0 TO 10.			Remarks.					
	January to May.	June to September.	October to December.	Total.	May.				July.				December.				January to May.	June to September.	October to December.						
					Mean of maximum Reading.	Mean of minimum Reading.	Highest Reading.	Lowest Reading.	Mean of maximum Reading.	Mean of minimum Reading.	Highest Reading.	Lowest Reading.	Mean of maximum Reading.	Mean of minimum Reading.	Highest Reading.	Lowest Reading.									
1885.																									
Jacobabad	3.18	0.51	0.04	3.73	100.6	72.1	108.7	65.8	100.9	84.8	116.9	82.1	77.0	44.2	85.9	31.6	3.22	1.11	0.62						
Bikaner	2.69	4.85	0.06	7.60	97.9	75.9	106.1	67.8	102.5	79.4	108.4	73.9	72.4	59.1	81.8	54.0	4.22	2.42	1.27						
Haidarabad	1.25	3.54	0.00	4.79	102.0	75.6	109.2	70.8	101.2	80.4	108.0	76.6	77.7	63.4	87.9	50.2	1.35	1.06	0.12						
Karachi	2.81	2.01	0.00	4.82	91.1	77.0	97.3	74.0	92.5	82.2	93.7	80.1	80.1	56.9	88.7	50.0	2.56	5.28	0.53						
Bhuj	0.29	13.29	0.56	14.14	100.7	75.1	107.4	71.2	93.1	79.1	97.6	74.7	81.0	56.3	88.6	51.0	1.54	5.88	1.09						
Deesa	0.03	18.16	0.01	18.25	103.0	76.1	110.2	69.7	94.6	78.3	101.4	74.1	84.6	53.8	91.5	45.8	2.48	6.07	1.48						
Abu	1.10	34.78	0.36	36.24	*	*	*	*	*	*	*	*	67.6	51.6	75.1	45.1	*	*	1.56						
Neemuch	0.20	21.20	1.45	22.85	100.1	73.4	106.8	68.5	88.2	74.2	96.3	70.6	77.2	52.3	84.9	45.1	2.52	6.79	1.78						
Indore	0.80	23.21	3.09	27.10	100.4	72.4	105.9	66.2	85.4	72.4	94.0	70.7	77.7	49.6	86.6	42.2	1.84	7.70	1.82						
Rajkot	0.31	24.99	1.10	26.40	103.0	74.9	108.3	68.2	91.8	74.6	100.3	72.0	86.6	54.1	92.5	46.5	1.69	7.40	1.78						
Surat	1.90	33.70	2.88	38.54	98.4	76.3	107.0	69.2	88.2	78.1	95.0	74.8	86.0	58.3	93.6	51.7	2.08	6.64	2.29						
Akola	1.11	25.22	10.96	37.29	105.1	79.0	110.6	72.7	90.0	74.5	99.9	70.3	79.3	55.0	88.4	41.2	1.28	6.88	2.27						
Amraoti	1.04	23.17	7.87	32.98	104.8	77.7	109.6	71.0	87.8	73.5	98.1	70.9	78.2	57.0	87.0	46.0	3.25	7.42	3.61						
Chikaldia	2.53	51.33	18.30	72.16	90.9	71.0	97.4	63.6	74.3	66.2	83.2	63.9	68.3	54.2	76.7	46.3	2.65	7.95	3.14						
Buldana	1.87	22.03	6.16	30.06	99.2	75.9	105.0	68.2	85.6	71.0	96.1	67.7	76.8	57.9	84.7	50.1	2.77	6.99	3.36						
Malegaon	0.58	10.03	8.13	18.74	102.0	73.1	107.3	67.5	90.1	73.4	97.4	70.9	82.4	52.8	89.2	42.6	3.00	8.05	3.07						
Bombay	0.02	64.35	3.54	67.91	88.9	79.5	90.3	75.2	83.1	77.5	87.8	74.7	83.4	69.5	88.3	65.0	1.22	7.79	2.47						
Poona	3.45	19.59	6.56	29.60	99.4	70.6	100.1	65.5	83.6	70.7	93.1	68.7	82.8	55.1	90.6	44.5	2.62	7.95	3.53						
Sholapur	1.94	21.58	7.17	30.69	103.7	75.6	109.4	61.3	89.2	71.3	99.0	67.3	82.8	60.1	90.3	48.4	3.21	8.33	4.59						
Ratnagiri	0.31	88.29	4.47	93.07	90.4	78.2	92.6	74.2	84.3	75.1	87.4	72.4	87.5	67.3	92.6	62.0	0.30	6.76	1.93						
Belgaum	3.13	36.67	10.57	50.37	94.2	67.0	109.5	61.9	75.6	66.9	81.9	64.2	80.3	59.8	85.7	51.6	1.60	8.18	4.37						
Karwar	0.98	100.92	13.15	115.05	90.0	77.9	91.3	72.7	82.6	74.1	85.7	72.1	86.5	68.5	91.3	62.0	1.05	6.65	3.32						

* No returns.

B.—WEATHER AND CROPS—continued.

(2).—Statement of Prices of Products for the year 1885-86.

2 644—20 ap

STATISTICAL RETURNS.

[APP. IV, B. (2)]

No.	District.	PER STANDARD OF 40 SERS, EACH EQUAL TO 50 TOLA'S.												PER MAUND.	PER CUBIC FOOT.	
		Wheat.	Barley.	Rice, best sort.	Rice, common.	Bajri.	Jowari.	Gram.	Salt.	Flour (Wheat).	Tur Dal.	Ghi.	Firewood.	Cotton, cleaned.	Timber (Teak).	Timber (Jungle).
		Rs. a. p.	Rs. a. p.	Rs. a. p.	Rs. a. p.	Rs. a. p.	Rs. a. p.	Rs. a. p.	Rs. a. p.	Rs. a. p.	Rs. a. p.	Rs. a. p.	Rs. a. p.	Rs. a. p.	Rs. a. p.	Rs. a. p.
1	Bombay...	4 2 0	2 0 0	6 2 0	5 4 0	2 14 0	2 5 3	...	3 0 2	8 7 0	4 10 4	40 15 0	0 10 6	17 4 0	2 6 0	1 8 0
	<i>Northern Division.</i>															
2	Ahmedabad ...	3 1 0	1 9 0	6 0 0	3 15 8	2 6 0	1 12 0	2 2 2	2 8 0	3 3 6	3 1 0	33 8 0	0 8 0	20 0 0	2 8 0	1 4 0
3	Kaira ...	3 0 0	...	4 12 0	4 0 0	2 6 0	2 0 0	2 2 0	2 8 0	3 4 0	4 0 0	32 8 0	0 8 0	17 0 0	...	8 0 0
4	Panch Mahals ...	3 5 0	1 8 0	4 3 0	3 12 0	2 7 0	...	1 14 0	2 7 0	3 10 0	3 10 0	31 0 0	0 4 0	20 0 0	2 6 0	0 5 8
5	Broach ...	2 12 0	5 2 0	5 0 0	4 8 0	2 10 0	2 6 0	2 2 0	2 10 0	3 8 0	3 8 6	36 0 0	0 6 0	22 0 0	1 6 6	1 6 0
6	Surat ...	2 12 0	3 4 0	5 6 0	4 12 0	2 12 0	2 4 0	2 8 0	2 11 3	3 12 0	4 2 0	37 8 0	0 8 0	22 8 0	3 0 0	0 10 0
7	Thana ...	3 15 8	...	4 10 8	4 7 1	2 11 7	3 5 4	2 12 8	2 13 0	4 12 0	4 1 5	36 8 0	0 9 0	10 0 0
	<i>Central Division.</i>															
8	Nasik ...	2 4 0	3 1 0	4 0 0	3 8 0	2 5 5	2 6 6	1 15 0	2 11 0	2 14 9	3 13 9	37 0 0	0 6 0	20 0 0	2 8 0	2 0 0
9	Khandesh ...	2 5 0	...	5 5 4	4 4 3	2 0 8	1 8 10	2 1 4	2 13 9	3 1 0	4 0 9	30 8 0	0 4 0	13 4 1	2 6 0	1 8 0
10	Ahmednagar ...	2 12 1	...	4 11 10	4 2 11	1 14 2	1 8 11	2 2 10	2 10 6	2 14 5	3 5 7	35 14 0	0 6 10	19 0 0	4 0 0	...
11	Poona ...	2 14 4	3 5 9	4 5 8	3 15 5	2 5 3	2 2 7	2 6 5	2 11 3	3 11 0	3 10 8	36 7 0	0 10 5	28 1 1	2 12 0	1 12 0
12	Sholapur ...	2 12 0	...	3 13 1	3 8 6	1 10 5	1 8 9	2 0 0	2 15 10	3 0 8	3 5 6	34 15 11	0 7 0	17 8 0	3 12 0	2 8 0
13	Satara ...	2 9 1	2 13 11	4 8 8	4 1 5	2 8 5	2 1 7	2 6 5	2 12 0	3 2 6	3 1 0	39 10 9	0 5 0	25 0 0	3 8 0	...
	<i>Southern Division.</i>															
14	Belgaum ...	2 4 6	...	3 12 9	3 7 6	1 15 3	2 1 4	2 13 8	2 12 3	2 13 8	4 3 7	34 15 0	0 11 6	18 7 4	1 8 0	1 2 0
15	Dharwar ...	2 0 3	...	4 5 9	3 4 0	1 10 4	1 9 11	2 11 11	3 9 10	2 8 8	4 11 2	37 12 6	0 6 8	16 13 6	2 0 0	1 8 0
16	Bijapur ...	1 12 9	2 0 0	5 10 3	4 1 6	1 11 6	1 12 1	2 5 7	3 5 11	3 4 0	3 15 2	35 0 0	0 5 8	16 10 8	3 0 0	0 8 0
17	Kolaba ...	4 10 7	...	5 2 6	3 8 10	3 0 0	2 6 1	2 13 0	2 9 4	5 8 0	4 8 0	40 0 2	0 2 6	15 0 0	3 0 0	2 0 0
18	Kanara ...	3 0 0	...	4 8 4	3 11 5	...	2 8 0	3 1 3	3 4 0	5 0 0	3 3 4	33 12 0	0 3 0	21 0 0
19	Ratnagiri ...	4 2 5	...	5 8 9	3 6 6	3 4 0	2 8 4	3 0 1	2 13 4	5 9 10	3 11 1	42 7 7	0 5 4	27 13 2	1 0 0	0 12 0
	<i>Sind.</i>															
20	Karachi ...	3 10 0	2 0 0	5 0 0	2 12 0	2 4 0	2 2 0	2 2 0	2 4 0	3 12 0	4 4 0	34 0 0	0 6 6	18 0 0	3 0 0	2 0 0
21	Haidarabad ...	3 1 0	1 14 0	4 6 0	3 3 0	2 1 0	2 0 0	2 2 0	2 9 0	...	5 0 0	33 8 0	0 4 0	13 8 0	2 8 0	...
22	Shikarpur ...	3 2 0	1 12 0	3 12 0	3 4 0	1 12 0	1 12 0	2 10 0	3 1 0	3 3 0	3 6 3	33 12 0	0 4 0	21 4 0	3 8 0	1 0 0
23	Thar and Parkar ...	2 15 5	2 13 9	2 5 8	2 11 4	3 12 11	...	32 0 0	0 4 0	11 6 10
24	Upper Sind Frontier ...	2 12 6	1 14 3	3 14 0	3 6 6	1 8 9	1 14 0	2 3 6	3 1 6	3 4 11	3 11 6	34 4 0	0 4 0	18 0 0	...	0 4 0

B.—WEATHER AND CROPS—concluded.

(3.)—Prices of Labour.

18

District.	WAGES PER DIEM.				Carts per diem.		Cannels per diem.		Pack-Bullocks.		Horses, Asses, &c., per diem.		REMARKS.
	Skilled.		Unskilled.		1884-85.	1885-86.	1884-85.	1885-86.	1884-85.	1885-86.	1884-85.	1885-86.	
	1884-85.	1885-86.	1884-85.	1885-86.									
Northern Division.	Rs. a. p.	Rs. a. p.	Rs. a. p.	Rs. a. p.	Rs. a. p.	Rs. a. p.	Rs. a. p.	Rs. a. p.	Rs. a. p.	Rs. a. p.	Rs. a. p.		
Ahmedabad ..	0 10 6	0 10 6	0 8 8	0 8 8	1 8 0	1 8 0	1 0 0	1 0 0	
Kaira ..	6 to 8 ans. 0 7 0	4 to 12 ans. 0 7 0	2 to 3 ans. 0 2 8	2 to 3 ans. 0 2 8	1 0 0	1 0 0	
Panch Mahals ..	0 7 0	0 7 0	0 2 8	0 2 8	1 4 0	1 4 0	
Broach ..	0 10 0	0 8 0	0 4 0	0 4 0	1 0 0	1 0 0	1 4 0	1 4 0	
Surat ..	0 13 0	0 13 0	0 6 0	0 6 0	Ro. 1 to Rs. 2	Ro. 1 to Rs. 2	
Thana ..	6 ans. to Ro. 1	6 ans. to Ro. 1	2 to 5 ans.	2 to 5 ans.	12 ans. to Rs. 1½	12 ans. to Rs. 1½	4 to 10 ans.	4 to 10 ans.	Asses—4 ans. and horses—3 ans. to Rs. 1.	Asses—4 ans. and horses—3 ans. to Rs. 1.	
Central Division.													
Nasik ..	1 0 0	1 0 0	0 4 0	0 4 0	1 0 0	1 0 0	0 8 0	0 6 0	Horses—3 ans.	Horses—3 ans.	
Khandesh ..	0 12 0	0 12 0	0 4 0	0 4 0	0 12 0	0 12 0	0 12 0	0 12 0	
Ahmednagar ..	0 12 0	0 12 0	0 4 0	0 4 0	1 0 0	1 0 0	Donkeys—ans. 1½	Donkeys—2 ans.	
Poona ..	12 ans. to Re. 1	10 to 12 ans.	4 to 6 ans.	3 to 4 ans.	0 14 0	0 14 0	
Sholapur ..	4 to 12 ans.	6 ans. to Rs. 1½	1 anna 3 pies to 5 ans. & 3 pies.	1 anna to 5 ans. and 3 pies.	10 ans. to Rs. 1½	10 ans. to Rs. 1½	4 to 10 ans.	2 to 10 ans.	Donkeys—1 to 7 ans. Horses—3 to 12 ans.	Donkeys—9 pies to 3 ans. Horses—3 to 10 ans.	
Satara ..	4 to 12 ans.	4 to 14 ans.	2 to 6 ans.	2 to 6 ans.	6 ans. to Re. 1	8 ans. to Re. 1	12 ans. to Rs. 2	12 ans. to Re. 1	2 to 10 ans.	2 to 8 ans.	Donkeys—2 to 6 ans. Mules—3 ans. He-buffaloes—4 to 6 ans. Horses—6 to 12 ans.	Donkeys—2 to 6 ans. Horses—4 to 12 ans.	
Southern Division.													
Bolgaum ..	0 8 0	0 10 0	0 8 0	0 8 6	0 14 0	0 15 0	0 5 0	0 5 6	
Dharwar ..	0 12 0	0 14 0	0 4 0	0 6 0	1 0 0	1 0 0	0 10 0	0 10 0	
Bijapur ..	0 13 0	0 13 0	0 4 0	0 4 0	1 0 0	1 0 0	0 10 0	0 10 0	0 5 0	0 5 0	
Karnara ..	8 ans. to Re. 1	8 ans. to Re. 1	2 to 4 ans.	2 to 4 ans.	1 to 2 Rs.	1 to 2 Rs.	
Ratnagiri ..	0 9 8	0 9 8	0 8 10	0 8 10	1 0 8	1 0 8	0 6 6	0 6 9	
Kolaba ..	8 ans. to Re. 1	8 ans. to Re. 1	2½ to 4 ans.	2½ to 4 ans.	12 ans. to Re. 1	12 ans. to Re. 1	
Sind.													
Karachi ..	14 ans. to Rs. 1½	1 Re. to Rs. 1½	6 to 12 ans.	4 to 8 ans.	2 8 0	2 8 0	12 ans. to Re. 1	14 Rs. to Re. 1	
Haidarabad ..	0 12 0	0 12 0	0 6 0	0 6 0	1 12 0	1 12 0	0 10 0	0 10 0	0 6 0	0 6 0	
Shikarpur ..	1 0 0	1 Re. to Rs. 1½	0 6 0	4 to 8 ans.	1 0 0	1 0 0	0 8 0	0 8 0	
Thar and Parkar ..	8 ans. to Rs. 1½	8 ans. to Rs. 1½	2½ to 6 ans.	2 to 6 ans.	1 0 0	1 0 0	6 to 8 ans.	6 to 8 ans.	
Upper Sind Frontier.	1 0 0	1 2 0	0 7 0	0 7 0	1 0 0	1 0 0	0 16 0	0 8 0	

C.—MANUFACTURES.

	CLASS OF MANUFACTURES.						
	Cotton.	Silk.	Jute.	Spindles.	Looms.	Cotton consumed. Khandis of 784 lbs.	Average number of hands employed.
Number of Mills and large Manufactories, Bombay ..	50	1	..	13,83,773	12,068	1,95,577	44,111
Do. do. Up-country ..	20	3,10,024	2,567	44,595	10,043
Total ..	70	1	..	16,93,797	14,635	2,40,172	54,154

APP. IV. B. (3); C.]

BOMBAY ADMINISTRATION REPORT.

[1885-86.

D.—TRADE.

(1).—Quantities and Value of the Principal and other Articles of Merchandise and Value of Treasure two official years 1884-85

Articles.	Denomination.	UNITED KINGDOM.				AUSTRIA.				FR.	
		1884-85.		1885-86.		1884-85.		1885-86.		1884-85.	
		Quantity.	Value.	Quantity.	Value.	Quantity.	Value.	Quantity.	Value.	Quantity.	Value.
			Rs.		Rs.		Rs.		Rs.		Rs.
Agricultural Implements	Value	Bombay ...	68,224	...	57,020	...	625	...	20
Animals, living...	No.	Sind ...	10,521	...	4,262
Apparel (Including Haberdashery, Millinery, &c.)...	Value.	Bombay ...	4,050	...	60,870	...	2,000	...	7	...	475
Arms, Ammunition, &c. (excluding Military Accoutrements)	"	Sind ...	1,285	...	5,410
Books and Printed Matter (including Maps and Charts)	Cwt.	Bombay ...	18,08,177	...	20,02,204	...	3,24,140	...	8,74,000	...	1,60,603
Building and Engineering Materials—		Sind ...	2,10,278	...	2,44,700	100
Cement ...	Cwt.	Bombay ...	3,60,806	...	4,08,254
Other sorts	Value	Sind ...	55,690	...	61,466
Candles, of all sorts	Lbs.	Bombay ...	5,802	...	5,590	...	16	...	5	...	8,731
Clocks and Watches	No.	Sind ...	37,036	...	47,923	...	1	...	1	...	850
Coal—											
Coal	Tons.	Bombay ...	110,074	...	70,465	...	378	...	803	...	120
Coke	"	Sind ...	125,443	...	3,25,836	675
Corals, Real	Lbs.	Bombay ...	1,47,842	...	1,58,773	14,000
Corks	Cwt.	Sind ...	10,477	...	10,570
Cotton—											
Raw	Cwt.	Bombay ...	426,519	...	380,209	271	...	500
Twist and Yarn	Lbs.	Sind ...	52,290	...	89,806	6
Manufactures—											
Piece-goods—											
Grey	Yards.	Bombay ...	21,140	...	23,581	...	6,412	...	80,559	...	6,007
White	"	Sind ...	396	...	1,100	...	1	...	100	...	30,708
Coloured, Printed or Dyed	"	Bombay ...	501,671	...	518,844	160
Other sorts of Piece-goods (Handkerchiefs)	No.	Sind ...	17,456	...	35,688	1,733
Thread, Sewing	Lbs.	Bombay ...	4,253	...	3,987
Other sorts of Manufactures	Value	Sind ...	230	...	899	32
Drugs and Medicines	"	Bombay ...	175	...	70,541	...	2	...	140	...	76
Dyeing and Colouring Materials	Cwt.	Sind ...	470	...	18,271	9
Earthenware and Porcelain	Value	Bombay ...	153	...	18,271	1,085
Flax—											
Manufactures—											
Piece-goods	Yards.	Bombay	145
Canvas	"	Sind ...	13,199,329	...	99,11,706	...	80,760	...	71,349	...	113,300
Other sorts	Lbs.	Bombay ...	895,778	...	1,389,158	...	42,560	...	41,040	...	20,060
Fruits and Vegetables	Value.	Sind ...	6,15,637	...	8,25,872	20,060	...	19,170
Glass and Glass-ware—											
Beads and False Pearls	Cwt.	Bombay ...	320,992,812	...	3,54,70,785	2,987	...	1,648
Other Ware	Value.	Sind ...	33,651,600	...	49,48,360	...	243,732	...	81,550	...	384,378
Gums and Resins	Cwt.	Bombay ...	105,703,836	...	1,31,52,353	1,640	...	4,924
Hardware and Cutlery	Value.	Sind ...	2,865,874	...	3,767,816	27,672	...	84,573
Instruments and Apparatus of all kinds	"	Bombay ...	142,972,848	...	2,05,94,369	...	89,966	...	27,672	...	158,668
Ivory—											
Unmanufactured and Manufactured	Value.	Sind ...	5,411,972	...	15,56,934	...	8,618	...	7,630	...	18,732
Jewellery, &c.	"	Bombay ...	16,097,227	...	14,55,505	...	248,253	...	45,673	...	12,505
Leather, and Manufactures of	"	Sind ...	13,641	...	42,347	1,252	...	1,800
Liquors—											
Ale, Beer and Porter...	Gals.	Bombay ...	220,396	...	4,43,816	...	2,150	...	2,538
Spirits	"	Sind ...	14,518	...	23,095
Wines and Liqueurs	"	Bombay ...	11,038	...	7,06,000	60,851	...	53,305
Other sorts	Value	Sind ...	12,331	...	19,488	19,488
Machinery and Millwork	Value.	Bombay ...	5,03,898	...	5,84,558	...	29,080	...	25,456	...	47,168
Matches, Lucifer and other	"	Sind ...	70,054	...	67,635

D.—TRADE

(1).—Quantities and Value of the Principal and other Articles of Merchandise and Value of Treasure two official years 1884-85

Articles.	Denomination.	ARABIA—continued.		CEYLON.			CHINA.				
		1886-90.		1884-85.		1885-86.		1884-85.		1885-86.	
		Quantity.	Value.	Quantity.	Value.	Quantity.	Value.	Quantity.	Value.	Quantity.	Value.
			Rs.		Rs.		Rs.		Rs.		Rs.
Agricultural Implements	Value	{ Bombay... Sind
Animals, living	No.	{ Bombay... Sind	9 51	1,800 1,501
Apparel (including Haberdashery, Millinery, &c.)	Value	{ Bombay... Sind	...	3,002	4,143	1,378	1,47,166	1,49,461	
Arms, Ammunition, &c. (excluding Military Accoutrements)		{ Bombay... Sind	...	31	388	3	...	50	
Books and Printed Matter (including Maps and Charts)	Cwt.	{ Bombay... Sind	1	204	130	2	362	436	2	128	
Building and Engineering Materials—											
Cement	Cwt.	{ Bombay... Sind	
Other sorts	Value	{ Bombay... Sind	...	1,668	...	10	...	84	
Candles of all sorts	Lbs.	{ Bombay... Sind	270	101	62	28	...	
Clocks and Watches	No.	{ Bombay... Sind	2	200	1	8	228	3,835	7	100	
Coal—											
Coal	Tons.	{ Bombay... Sind	67 28	1,080 427	13	78	
Coke		{ Bombay... Sind	
Corals, Real	Lbs.	{ Bombay... Sind	3	300	5	100	
Corks	Cwt.	{ Bombay... Sind	
Cotton—											
Raw	Cwt.	{ Bombay... Sind	4,755	1,06,744	
Twist and Yarn	Lbs.	{ Bombay... Sind	700	418	80	28	110	46	
Manufactures—											
Fleece-goods—											
Grey	Yards.	{ Bombay... Sind	14,100	1,647	49,086	6,299	72	11	24	3	
White		{ Bombay... Sind	4,160	362	...	280	70	47.0	1,040	1,210	
Coloured, Printed or Dyed		{ Bombay... Sind	57,861	11,020	584	140	4,978	1,991	8,987	1,594	
Other sorts of Piece-goods (Handkerchiefs)	No.	{ Bombay... Sind	36	6	
Thread, Sewing	Lbs.	{ Bombay... Sind	189	180	
Other sorts of Manufactures	Value	{ Bombay... Sind	300	...	12	...	17	
Drugs and Medicines		{ Bombay... Sind	...	13,977	...	14	787	8,48,828	...	3,65,850	
Dyeing and Colouring Materials	Cwt.	{ Bombay... Sind	1,141	10,522	...	407	2,044	43	1,600	...	
Earthenware and Porcelain	Value.	{ Bombay... Sind	70	546	60	46,131	...	22,832	
Flax—											
Manufactures—											
Piece-goods	Yards.	{ Bombay... Sind	360	52	
Canvas		{ Bombay... Sind	
Other sorts	Lbs.	{ Bombay... Sind	20	6	...	448	30	
Fruits and Vegetables	Value.	{ Bombay... Sind	...	20,070	4,921	18,038	...	46	...	8	
Glass and Glass-ware—											
Beads and False Pearls	Cwt.	{ Bombay... Sind	828	28,838	477	16,229	
Other Ware	Value.	{ Bombay... Sind	...	329	3	5,05,317	
Gums and Resins	Cwt.	{ Bombay... Sind	14,394	1,04,151	2	35	21	821	25	773	
Hardware and Cutlery	Value.	{ Bombay... Sind	4	2,378	...	560	370	4,925	...	4,752	
Instruments and Apparatus of all kinds		{ Bombay... Sind	...	170	...	375	50	2,046	...	1,227	
Ivory—											
Unmanufactured and Manufactured	Value.	{ Bombay... Sind	128	...	676	
Jewelry, &c.		{ Bombay... Sind	...	5,74,084	...	5,034	...	58,094	...	44,381	
Leather, and Manufactures of		{ Bombay... Sind	...	167	...	163	250	1,458	...	1,910	
Liquors—											
Ale, Beer and Porter	Gals.	{ Bombay... Sind	1,059	1,117	24	
Spirits		{ Bombay... Sind	85	212	...	195	1,823	56	
Wines and Liqueurs		{ Bombay... Sind	17	256	2	18	37	120	164	1,337	
Other sorts		{ Bombay... Sind	12	60	
Machinery and Millwork	Value.	{ Bombay... Sind	...	1,370	5,850	330	
Matches, Lucifer and other		{ Bombay... Sind	...	120	...	2,200	

D.—TRADE

(1).—Quantities and Value of the Principal and other Articles of Merchandise and Value of Treasure two official years 1884-85

Table with columns for Articles, Denomination, and three regions: UNITED KINGDOM, AUSTRIA, and FRANCE. Each region has sub-columns for 1884-85 and 1855-86, with further sub-columns for Quantity and Value (Rs.).

—continued.

Imported from Foreign Countries into the Presidency of Bombay and in the Province of Sind during the and 1885-86—continued.

No.	ITALY.				MAURITIUS.				UNITED STATES.				ARABIA.			
	1885-86.		1884-85.		1885-86.		1884-85.		1885-86.		1884-85.		1884-85.			
	Quantity.	Value.	Quantity.	Value.	Quantity.	Value.	Quantity.	Value.	Quantity.	Value.	Quantity.	Value.	Quantity.	Value.		
	Rs.		Rs.		Rs.		Rs.		Rs.		Rs.		Rs.		Rs.	
102	22,286	101	20,578	65	11,370	8	174	2	75					1	54	
								39	578					804	0,040	
		105	1,730									1	10	21	105	
								62	77					19	40	
2,468	22,737	50	500	4,267	34,422									80	120	
														8	422	
	18	4	450	5	660									70	1,005	
1	1,250	48	71	1	2					4,026,028	21,21,820	6,667,367	27,02,253	1,241	1,356	
	4,799		130		250					635,370	1,83,832	942,025	3,82,848		3,942	
	936		600		7,370						7,187		6,000		767	
	23,706		34,478		41,818		1,730		76		381					
	669		10,601		1,485						1,733		4,023		10,11,654	
	2,163				20						890		8		1,75,584	
											3,259		928			
											50					
									788						63,765	
															2,398	
	1,000														1,045	
1,057,216	9,67,023	69,452	54,435	45,840	45,592	5,700	3,420							604	2,300	
6,317	5,300				500									50,067	33,590	
	442															
						400	1,200	112	40					6,020	1,077	
271	5,026	262	4,192			1,250,366	1,63,31,474	836,215	1,02,30,852							
						11,634	1,33,500	11,297	1,58,421						397	2,343
														620	317	
181	965					1,367	396							61	15	
1,020	3,308	87	112	43	40			508	381	123,170	68,529	103,934	73,983			
	42,108		22,664		6,864					18,587	11,427	8,300	5,392		16	
											1,320		1,514			
1,071	2,605	53	215	10	10											
			82		22,292											
			600						113						2,305	
											1,000		1,882		4,798	
													112		12,825	
														55,552		
7,997	6,632	5,306	5,219	9,234	11,245									354	412	
	1,127		77													
	83,115		90,641		1,57,934		8,068		8,800				175		625	
			200		49,013						16,926		10,330		4,40,611	
											47		85		12,579	
	26,18,498		11,85,971		10,75,819		1,03,45,105		1,02,41,551		23,88,755		20,40,198		23,62,822	
	7,207		27,541		65,843		1,33,718		1,53,421		1,97,690		3,88,365		2,12,731	
	5,59,094		24,851		28,141		84,662		31,955				10,655			
	44,485		4,333		4,988						175					
	31,76,487		12,09,322		11,03,960		1,64,20,767		1,02,78,500		23,88,937		20,50,818		28,42,592	
	51,092		31,974		69,931		1,33,718		1,53,421		1,97,261		3,88,365		2,12,731	
	2,28,205														13,29,244	
	90,120		10,61,300		87,56,522		1,57,500						50,53,035		19,44,782	
															6,700	
	3,18,325		10,61,300		47,56,522		1,57,500						50,53,035		32,74,026	
															6,700	
	34,96,812		22,71,122		66,00,482		1,66,37,267		1,02,74,600		24,88,957		80,00,938		50,34,018	
	51,692		31,574		69,931		1,33,718		1,53,421		1,97,261		3,88,365		2,10,131	
			7,800										22,500			
			7,800										22,500			

D.—TRADE

(1).—Quantities and Value of the Principal and other Articles of Merchandise and Value of Treasure two official years 1884-85

Articles.	Denomination.	ARABIA—continued.		CEYLON.				CHINA.				
		1885-86.		1884-85.		1885-86.		1884-85.		1885-86.		
		Quantity.	Value.	Quantity.	Value.	Quantity.	Value.	Quantity.	Value.	Quantity.	Value.	
Metals—			Rs.		Rs.		Rs.		Rs.		Rs.	
Copper—												
Unwrought	Cwt.	Bombay...	568	20,353	2,240	67,642	
Wrought	"	Bombay...	1	36	804	40,516	225	30,300	
Other sorts	"	Bombay...	243	7,125	1	38	1	75	
Iron—												
Wrought	"	Bombay...	42	212	2	52	
Other sorts	"	Bombay...	170	814	870	1,202	120	215	
Lead	"	Bombay...	265	230	114	250	
Steel	"	Bombay...	
Tin—												
Unwrought	"	Bombay...	2	120	
Other sorts	"	Bombay...	48	4,872	23	2,258	
Zinc or Spelter	"	Bombay...	73	464	49	297	
All other sorts unenumerated	"	Bombay...	83	1,997	3	251	3	302	31,706	234	27,686	
Oils	Gals.	Bombay...	305	383	9,976	12,997	112,449	1,42,726	511	11,056	631	12,246
Paints, Colours, and Painter's Materials	Value.	Bombay...	37	40	1	30	
Paper and Pasteboard	"	Bombay...	74	36,290	...	28,136	
Provisions—												
Railway Plant and Rolling stock	"	Bombay...	...	11,47,977	...	1,979	...	1,200	...	61,303	...	
Salt	Tons.	Bombay...	
Shells and Cowries	Value.	Bombay...	...	40,605	...	2,820	...	8,181	
Silk—												
Raw—	Lbs.	Bombay...	245	5,136	1,188,020	49,92,005	1,820,639	65,28,466	
Manufactures—												
Piece-goods	Yds.	Bombay...	51,414	24,035	305	490	521	1,131	2,749,750	80,90,000	3,128,343	
Other sorts	Value.	Bombay...	...	800	7,734	...	8,247	
Spices	Lbs.	Bombay...	8,628	768	70,424	23,768	3,947,950	6,71,037	167,331	24,795	133,162	
Sugar, Sugarcandy, and other Saccharine Produce	Cwt.	Bombay...	4	58	2,464	450	221,698	33,20,455	4,678	
Tea	Lbs.	Bombay...	264	500	231	188	8,006	7,595	3,148,745	28,05,054	3,187,472	
Tobacco—												
Unmanufactured	"	Bombay...	36	11	1,400	650	...	2,425	
Manufactured	"	Bombay...	56	5	819	200	594	1,027	10,963	13,832	1,324	
Toys and Requisites for Games	Value.	Bombay...	...	3	...	185	...	60	...	5,736	8,601	
Umbrellas	No.	Bombay...	267,571	1,85,301	314,807	1,04,863	
Wood and Timber and Manufactures thereof (including Fire-wood)	Value.	Bombay...	...	1,200	...	45	...	777	...	180	152	
Wool—												
Raw	Lbs.	Bombay...	25,246	7,841	...	1,000	...	12,716	
Manufactures of—												
Piece-goods	Yds.	Bombay...	12,320	1,600	336	90	
Other sorts	Value.	Bombay...	510	1,530	1,267	604	...	926	967	108	270	
All other Articles unenumerated	"	Bombay...	...	980	682	...	100	210	
Merchandise												
Free	"	Bombay...	...	23,05,870	...	4,05,022	...	10,51,055	1,63,20,811	...	1,00,86,856	
Dutiable	"	Bombay...	...	1,70,017	...	4,574	...	14,636	1,450	...	3,195	
Total	"	Bombay...	...	25	...	850	...	1,120	3,100	...	1,587	
Treasure												
Gold	"	Bombay...	...	21,05,847	700	48,65,737	...	68,91,412	
Silver	"	Bombay...	...	18,16,898	...	7,874	55,46,497	...	1,81,55,151	
Total	"	Bombay...	...	39,22,745	...	7,874	...	700	1,04,12,234	...	2,50,46,563	
Grand Total of Imports of Merchandise and Treasure	"	Bombay...	...	42,28,871	...	4,14,846	...	10,52,875	2,67,36,205	...	4,11,85,000	
Stores	"	Bombay...	...	1,70,023	...	4,574	...	14,816	1,450	...	3,195	
Treasure—												
Gold	"	Bombay...	2,530	20	
Silver	"	Bombay...	
Total Treasure.	"	Bombay...	
Total Stores and Treasure	"	Bombay...	2,530	20	

D.—TRADE

(1.)—Quantities and Value of the Principal and other Articles of Merchandise and Value of Treasure India into the Port of Aden during the two

Articles.	Denomination.	UNITED KINGDOM.				AUSTRIA.			
		1884-85.		1885-86.		1884-85.		1885-86.	
		Quantity.	Value.	Quantity.	Value.	Quantity.	Value.	Quantity.	Value.
Animals, living...	No.								
Apparel (including Haberdashery, Millinery, &c.)	Value		3,060		6,317		50,547		12,590
Arms, Ammunition, &c. (excluding Military Accoutrements)					110				
Books and Printed Matter (including Maps and Charts)	Cwt.	22½	1,532	3	322	5	600	5	232
Building and Engineering Materials—									
Cement	Cwt.	2,076	6,318	2,331	6,013	8	60		
Other sorts	Value		692		2,475		20		
Candles of all sorts	Lbs.	26,431	11,804	35,806	14,130	476	200		
Clocks and Watches	No.			127	638				
Coal—									
Coal	Tons	1,29,488	20,27,744	1,37,241	25,32,163				
Charcoal									
Coffee	Cwt.			12	400				
Corns, Real	Lbs.					20	200		
Cork, Unmanufactured and Manufactured	Value								
Corks	Gross	1,944	3,042	1,025	1,780				
Cotton—									
Raw	Cwt.								
Twist and Yarn	Lbs. { Foreign Country	61,230	65,535	47,400	41,775	40,032	28,525	63,030	51,300
Manufactures—									
Piece-goods—									
Grey	Yards { Foreign Country	2,33,050	35,015	3,71,135	49,189				
White	Yards { Foreign Country	2,18,507	31,075	4,57,516	60,405	2,000	200		
Coloured, Printed or Dyed	Yards { Foreign Country	1,44,206	23,552	93,561	13,274			3,600	750
Other sorts of Piece-goods (Handkerchiefs)	No.	26,134	3,393	24,460	3,485	72	18	240	40
Thread, Sewing	Lbs. { Gross Value	480	1,750	538	1,364				
Other sorts of Manufactures	Value		19,906		10,071		106		236
Drugs and Medicines			2,711		5,110		230		3,072
Dyeing and Colouring Materials	Cwt.	7	1,550	1	40				
Earthenware and Porcelain	Value		6,140		3,140		320		
Feathers	Lbs.	20	4,000	385	11,300			40	600
Flax—									
Manufactures—									
Piece-goods	Yards	163	113	256	140			60	40
Canvas			266		475				
Other sorts	Value		480		963		100		2,605
Fruits and Vegetables									
Glass and Glass-ware—									
Beads and False Pearls	Cwt.	181	5,240	122	5,920	27	1,520	88	2,725
Other Ware	Value		2,905		5,261		960		2,465
Grain and Pulse	Cwt.	8	67	88	1,053	4	40	75	360
Gums and Resins									
Hardware and Cutlery	Value		6,777		15,463		6,390		1,550
Hides and Skins—									
Hides, raw	Cwt. { No. {								
Skins, raw	Cwt. { No. {								
Instruments and Apparatus of all kinds	Value		6,722		4,490		920		130
Ivory—									
Unmanufactured and Manufactured Jewellery	Value		1,100				50		
Jute, Raw and Manufactures of			1,640		305				
Leather, and Manufactures of			5,349		6,527		232		250
Liquors—									
Ale, Beer and Porter	Gallons	8,246	18,575	8,186	16,470	4,843	11,000	4,217	8,478
Spirits		2,198	3,202	1,693	6,382				
Wines and Liqueurs		165	1,650	3½	80	219	557	20	136
Other sorts									
Machinery and Millwork	Value		4,537		9,650		50		
Matches, Lucifer and other			9,450		13,450		1,550		700
Metals—									
Copper—									
Wrought	Cwt.			21	593				
Other sorts		162	6,016	104	4,135				
Iron—									
Wrought		5,091½	45,876	3,582	47,300			16	320
Other sorts									
Lead		1,250½	12,323	587½	6,072				
Steel		467	3,740	1,494	11,221			3	30

D.—TRADE

(1).—Quantities and Value of the Principal and other Articles of Merchandise and Value of Treasure India into the Port of Aden during the two

Articles.	Denomination.	UNITED STATES.				AFRICA.			
		1884-85.		1885-86.		1884-85.		1885-86.	
		Quantity.	Value.	Quantity.	Value.	Quantity.	Value.	Quantity.	Value.
			Rs.		Rs.		Rs.		Rs.
Animals, living	No.					60,582	2 61,020	82,176	3,87,460
Apparel (including Haberdashery, Millinery, &c.)	Value						240		958
Arms, Ammunition, &c. (excluding Military Accoutrements)	"								
Books and Printed Matter (including Maps and Charts)	Cwt.							1	50
Building and Engineering Materials—									
Cement	Cwt.								
Other sorts	Value						8		80
Candles of all sorts	Lbs.					45	17		
Clocks and Watches	No.								
Coal—									
Coal	Tons								
Charcoal	"					63 1/2	1,438	107 1/2	2,600
Coffee	Cwt.					6,092 1/2	2,61,760	11,674 1/2	4,66,027
Corals, Real	Lbs.								
Coir, Unmanufactured and Manufactured	Value						75		450
Corks	Gross								
Cotton—									
Raw	Cwt.					20	400	5 1/2	08
Twist and Yarn	Lbs. { Foreign Country					300	800	1,800	1,900
Manufactures—								672	540
Piece-goods—									
Grey	Yards { Foreign Country	35,06,645	5,60,441	51,26,732	7,80,950	22,760	8,529	22,950	3,172
White	" { Foreign Country	7,008	2,150	4,000	1,000	47,840	4,979	2,088	153
Coloured, Printed or Dyed	" { Foreign Country					6,000	1,150	8,914	850
Other sorts of Piece-goods (Handkerchiefs)	" { Foreign Country					2,400	800	13,748	2,174
Thread, Sewing	No. { Lbs. Gross					14,800	2,910	3,002	735
Other sorts of Manufactures	Value						13,800		2,180
Drugs and Medicines	"		850				206		1,228
Dyeing and Colouring Materials	Cwt.					230 1/2	23,196	70 1/2	12,778
Earthenware and Porcelain	Value						715		2
Feathers	Lbs.					5,677	1,40,388	5,514	1,52,855
Flax—									
Manufactures—									
Piece-goods	Yards								
Canvas	"								
Other sorts	Value								
Fruits and Vegetables	"						5,610		5,600
Glass and Glass-ware—									
Beads and False Pearls	Cwt.							4 1/2	112
Other Ware	Value						131		579
Grain and Pulse	Cwt.					15 1/2	678	9,608	37,497
Gums and Resins	"					22,041 1/2	3,71,836	25,825 1/2	4,67,817
Hardware and Cutlery	Value						28		100
Hides and Skins—									
Hides, raw	Cwt. { No.					12,618	3,33,074	10,855 1/2	8,32,007
Skins, raw	Cwt. { No.					1,27,239	7,089 1/2	3,84,211	2,63,606
Instruments and Apparatus of all kinds	Value					6,65,400		4,31,412	
Ivory—									
Unmanufactured and Manufactured	Value						1,34,283		1,50,850
Jewellery	"						2,200		
Jute, Raw and Manufactures of	"						808		1,148
Leather, and Manufactures of	"		180				1,932		2,532
Liquors—									
Ale, Beer and Porter	Gallons								
Spirits	"								
Wines and Liqueurs	"								
Other sorts	"								
Machinery and Millwork	Value								50
Matches, Lucifer and other	"								
Metals—									
Copper—									
Unwrought	Cwt.								
Wrought	"					2	235	1 1/2	200
Other sorts	"					7 1/2	262	1 1/2	65
Iron—									
Wrought	"								
Other sorts	"								38
Lead	"					18	114	21 1/2	121
Steel	"					129	2,356		

D.—TRADE

(1).—Quantities and Value of the Principal and other Articles of Merchandise and value of Treasure India into the Port of Aden during the two

Articles.	Denomination.	STRAITS SETTLEMENTS.				OTHER COUNTRIES.			
		1884-85.		1885-86.		1884-85.		1885-86.	
		Quantity.	Value.	Quantity.	Value.	Quantity.	Value.	Quantity.	Value.
			Rs.		Rs.		Rs.		Rs.
Animals, living ...	No.					11	108	11	102
Apparel (including Haberdashery, Millinery, &c.)	Value		2,450		485		10,556		13,061
Arms, Ammunition, &c. (excluding Military Accoutrements)	"								
Books and Printed Matter (including Maps and Charts)	Cwt.					17	892	10	955
Building and Engineering Materials—									
Cement ...	Cwt.								
Other sorts ...	Value						178		52
Candles of all sorts ...	Lbs.					3,644	1,420	1,700	700
Clocks and Watches ...	No.								
Coal—									
Coal ...	Tons.					199	8,582		
Charcoal ...	"								
Coffee ...	Cwt.	3,705½	96,631	10,124½	3,13,189	116	798	2	24
Corals, Real ...	Lbs.								
Coir, Unmanufactured and Manufactured.	Value								
Corks ...	Gross								
Cotton—									
Raw ...	Cwt.								
Twist and Yarn ...	Lbs. { Foreign, Country							970	560
Manufactures—									
Piece-goods—									
Grey ...	Yards. { Foreign, Country			2,700	270				
White ...	" { Foreign, Country	800	120	10,400	1,470	14,600	2,000		
Coloured, Printed or Dyed	" { Foreign, Country	5,46,950	1,67,965	43,800	11,175	72,540	15,105	1,03,580	23,855
Other sorts of Piece-goods (Handkerchiefs)	" { Foreign, Country			4,97,050	1,54,975	8,800	2,278	9,600	2,400
Thread, Sewing ...	No. { Lbs., Gross					440	140	104	178
Other sorts of Manufactures	Value		1,350				5		
Drugs and Medicines ...	"		28,680		22,607		2,385		1,014
Dyeing and Colouring Materials	"						7,757		5,620
Earthenware and Porcelain	Cwt.	10	3,650	3	1,080	9	3,770		
Feathers ...	Value		2,100		11,425		748		100
Flax—									
Manufactures—									
Piece-goods ...									
Canvas ...	Yards								
Other sorts ...	Value								
Fruits and Vegetables ...	"		40				24,330		26,324
Glass and Glass-ware—									
Beads and False Pearls	Cwt.								
Other Ware	Value		150				1,060		1,170
Grain and Pulse ...	Cwt.	6	30	210	1,324	6,240	19,033	2,803	8,295
Gums and Resins ...	"	865	26,351	1,349½	35,752	3	90	73½	3,200
Hardware and Cutlery	Value		500				974		430
Hides and Skins—									
Hides, raw ...	{ Cwt., No.	121	6,430			5	104	7	136
Skins, raw ...	{ Cwt., No.	905				52		68	
Instruments and Apparatus of all kinds	{ Cwt., No., Value					11½	308	25½	1,020
						695		1,085	640
Ivory—									
Unmanufactured and Manufactured	Value		200						30
Jewellery ...	"						120		900
Jute, Raw and Manufactures of	"						38		19
Leather, and Manufactures of...	"		900		1,330		2,323		448
Liquors—									
Ale, Beer and Porter..									
Spirits ...	Gallons			7	30	168	242	1,065	2,785
Wines and Liqueurs ...	"			14	210	635	2,585	347	1,810
Other sorts ...	"								
Machinery and Millwork									
Matches, Lucifer and other	Value						972		
Metals—									
Copper—									
Unwrought ...	Cwt.								
Wrought ...	"								
Other sorts ...	"					10	480		
Iron—									
Wrought ...	"							14	260
Other sorts ...	"					1	40	12	200
Lead ...	"								
Steel ...	"								1,000

—continued.

(exclusive of Government Stores and Treasure) imported from Foreign Countries and Ports in British official years 1884-85 and 1885-86—continued.

TOTAL OF FOREIGN COUNTRIES.				INDIA.				TOTAL.			
1884-85.		1885-86.		1884-85.		1885-86.		1884-85.		1885-86.	
Quantity.	Value.	Quantity.	Value.	Quantity.	Value.	Quantity.	Value.	Quantity.	Value.	Quantity.	Value.
	Rs.		Rs.		Rs.		Rs.		Rs.		Rs.
60,665	3,51,913	82,198	387,787	60,665	3,51,913	82,198	387,787
.....	89,872	53,141	35,987	50,089	1,28,859	110,130
.....	200	110	200	110
105	6,349	23,111	2,344	228	14,302	101	6,350	333	20,051	120,114	8,004
2,091	6,458	2,861	6,163	29	176	60	451	2,150	6,634	2,930	6,614
.....	4,847	9,290	127	104	4,974	9,100
55,722	15,536	47,999	17,459	4,618	1,705	1,512	67	40,340	17,241	40,611	18,080
8	400	131	720	68	400	91	830	76	800	232	1,590
129,687	26,31,326	137,241	25,32,183	129,687	26,31,326	137,241	25,32,183
8513	2,192	148	3,671	8513	2,192	148	3,671
58,826	22,95,044	89,203	36,22,255	81	1,448	106	3,018	58,907	22,90,492	89,399	36,26,273
20	200	20	200
.....	75	450	2,316	2,583	2,301	3,033
2,344	3,792	1,295	2,150	100	100	2,444	3,802	1,295	2,150
159	2,760	194	3,553	9	144	4	86	165	2,904	195	3,630
102,582	94,300	117,750	10,335	166,700	1,56,146	88,514	72,806	209,262	2,50,600	201,244	173,201
.....	1,572	949	1,109,230	4,34,833	1,286,548	15,09,406	1,109,230	4,39,883	1,258,121	610,345
3,822,845	5,99,025	5,591,185	840,075	298,315	28,616	108,440	11,841	4,110,100	627,641	5,630,635	851,916
60,202	6,853	15,444	1,628	15,543,838	16,73,767	13,434,488	14,23,481	15,809,840	16,80,610	13,440,332	14,25,104
252,005	37,170	491,093	70,681	784,177	108,191	707,210	108,997	1,036,782	1,45,361	71,98,303	179,078
.....	7,830	967	7,030	967
779,316	2,05,622	283,589	61,848	609,995	107,696	606,424	124,838	1,379,311	313,318	679,013	180,086
58,164	12,685	549,966	107,315	885,252	138,997	978,780	145,828	943,410	151,532	1,528,046	313,143
29,396	4,056	30,158	5,047	151,301	27,427	159,460	23,009	180,787	31,783	189,618	33,053
.....	96	98	1,595	890	1,474	1,018	1,595	890	1,570	1,114
510	8,955	588	1,364	1,042	2,707	2,805	5,879	1,552	4,562	3,343	7,243
.....	2,18,971	1,55,629	3,64,841	12,895	3,65,190	5,83,211	521,510
.....	59,222	53,983	12,895	17,178	72,117	71,101
603,114	36,930	481,114	19,201	103,114	7,457	211,114	10,050	700,114	44,337	002,114	30,211
.....	20,877	25,890	6,619	8,630	26,496	34,620
6,106	1,59,095	6,202	1,71,448	6,106	1,59,095	6,202	1,71,448
.....
168	116	316	160	450	195	30	30	313	316	180
.....	296	475	262	450	528	925
.....	49,773	54,270	42,834	45,693	92,607	99,933
522	23,033	477	21,567	4	200	7	160	526	23,233	484	21,747
.....	7,098	10,352	14,282	9,876	21,390	20,228
18,282	85,823	38,866	1,40,072	306,361	15,10,490	372,146	17,75,071	322,633	16,05,313	410,813	10,74,743
29,346	4,88,744	82,504	5,81,321	239	8,191	323	7,096	39,056	4,90,935	32,827	5,01,417
.....	16,354	19,979	18,281	16,333	34,636	36,312
18,646	8,60,060	12,422	3,00,601	33	1,915	64	2,315	13,579	3,61,675	12,476	3,71,916
137,130	124,749	324	463	137,454	125,232
16,076	8,74,724	16,588	8,34,767	15,876	8,74,724	16,588	8,34,767
1,250,869	1,279,099	12,50,869	1,279,099
.....	7,792	5,510	20	7,812	5,510
.....	1,34,933	1,50,485	1,34,933	1,50,485
.....	41,592	51,291	8,848	2,579	50,740	63,870
.....	20,785	28,177	20,152	39,309	40,937	67,486
.....	12,668	14,337	12,293	13,201	24,959	27,588
13,089	29,575	12,403	24,948	1,8080	29,575	12,403	24,948
0,152	23,406	9,765	24,165	9,452	23,406	9,767	24,174
7,338	20,831	7,207	21,665	23	192	2	24	7,411	21,023	7,209	21,639
40	600	48	533	40	600	48	533
.....	9,767	11,456	150	567	9,917	12,043
.....	12,072	14,150	290	152	12,302	14,302
.....	21	593	21	593
195	8,236	106	4,404	678	36,794	705	30,384	863	45,030	811	34,792
91	362	20	896	91	362	20	896
5,758	46,554	3,086	40,515	2,094	20,280	3,474	82,672	7,847	66,864	7,161	82,187
18	114	125	220	18	114	125	220
1,379	14,679	769	7,302	2	20	9	125	1,381	14,699	778	7,517
407	3,740	1,844	12,231	5	100	182	1,677	472	3,840	1,826	13,928

D.—TRADE

(1).—Quantities and Value of the Principal and other Articles of Merchandise and Value of Treasure India into the Port of Aden during the two

Articles.	Denomination.	UNITED KINGDOM.				AUSTRIA.			
		1884-85.		1885-86.		1884-85.		1885-86.	
		Quantity.	Value.	Quantity.	Value.	Quantity.	Value.	Quantity.	Value.
			Rs.		Rs.		Rs.		Rs.
Metals—continued.									
Tin—									
Unwrought ...	Cwt
Other sorts ...	"
Zinc or Spelter	"	11	155	105	1,093
All other sorts, unenumerated	"	208½	5,039	117½	4,911	31	620	25	275
Oils	Gals	1,250	2,154	1,857	3,316	15,000	8,000	676	875
Paints, Colours, and Painter's Materials	Value	8,341	5,389	20
Paper and Pasteboard	"	1,176	223	3,090	17,005
Provisions...	"	76,607	1,24,133	33,311	41,500
Railway Plant and Rolling Stock	"
Salt...	Tons	18	180
Seeds—									
Til or Gingelly	Cwt
Other sorts	"	24	93
Shells and Cowries	Value
Silk—									
Raw	Lbs.
Manufactures—									
Piece-goods	Yards
Other sorts	Value
Spices	Lbs.	56	30
Sugar, Sugarcandy, and other Saccharine Produce	Cwt.	12	150	924	15,500	780	11,298
Tea...	Lbs.	60	50	136	125
Tobacco—									
Unmanufactured	Lbs.
Manufactured...	"	8,790	2,450	20,050	11,772	150	300	715	1,430
Toys and Requisites for Games	Value	856	1,160	200
Umbrellas...	No.	12	12	72	180
Wax (excluding Candles)	Cwt.
Wood and Timber and Manufactures thereof (including Firewood)	Value	2,828	500	16,507	57,150
Wool—									
Raw	Lbs.
Manufactures of—									
Piece-goods	Yards	777	506	225	160	500	600	400	400
Other sorts	Value	54	47	005
All other articles, unenumerated	"	37,475	56,656	15,785	30,341
Total	Value	31,14,876	31,43,375	2,09,917	2,51,808
Treasure									
{ Gold	Value	1,20,380	2,800
{ Silver	"	45,376	45,347
Total	Value	1,20,380	45,376	47,947
Grand Total of Imports of Merchandise and Treasure	Value	31,14,876	32,64,255	2,55,293	2,99,755

—continued.

(exclusio of Government Stores and Treasure) imported from Foreign Countries and Ports in British official years 1884-85 and 1885-86—continued.

FRANCE.				ITALY.				MAURITIUS.			
1884-85.		1885-86.		1884-85.		1885-86.		1884-85.		1885-86.	
Quantity.	Value.	Quantity.	Value.	Quantity.	Value.	Quantity.	Value.	Quantity.	Value.	Quantity.	Value.
	Rs.		Rs.		Rs.		Rs.		Rs.		Rs.
		1	60								
		76	1,150								
						110	150	1,470	2,176	4,373	6,077
	100		170								
	3,584		2,777		2,768		15,722		56		
100	150	600	1,276								
								11,872	5,160	448	100
287	6,129	194	3,464					22,008	2,92,555	20,850	2,54,230
13,426	6,357	29,368	12,958			6,291	7,525				
	1,180		457				50				
29	85	192	216								
			385				442				
	3,168		3,937		330		5,504		351		535
	61,928		98,717		26,133		46,399		3,08,389		2,68,481
							976		1,000		282
							975		1,000		282
	61,928		98,717		26,133		47,374		3,08,389		2,68,713

D.—TRADE

(1).—Quantities and Value of the Principal and other Articles of Merchandise and Value of Treasure India into the Port of Aden during the two

Articles	Denomination.	UNITED STATES.				AFRICA.			
		1884-85.		1885-86.		1884-85.		1885-86.	
		Quantity.	Value.	Quantity.	Value.	Quantity.	Value.	Quantity.	Value.
			Rg.		Rs.		Rs.		Rs.
Metals—continued.									
Tin—									
Unwrought ...	Owt.								
Other sorts ...	Do.								
Zinc or Spelter ...	Do.								
All other sorts, unenumerated ...	Do.					1	10	2½	150
Oils ...	Gals.	448,280	1,42,500	172,160	52,048			238½	183
Paints, Colours, and Painter's Materials	Value								
Paper and Pasteboard ...	Do.								
Provisions ...	Do.		400				1,88,280		2,24,568
Railway Plant and Rolling Stock	Do.								
Salt ...	Tons							10½	24
Seeds—									
Til or Gingelly ...	Owt.					8,068	78,171	10,753	92,322
Other sorts ...	Do.					44½	508	24½	58
Shells and Cowries ...	Value						07,014		1,45,143
Silk—									
Raw ...	Lbs.								
Manufactures—									
Piece-goods ...	Yards					55	180		
Other sorts ...	Value								
Spices	Lbs.					250,616	62,018	50,088	13,720
Sugar, Sugarcandy, and other Saccharine									
Produce ...	Cwt.					387½	3,905	1,408	15,402
Tos ...	Lbs.								
Tobacco—									
Unmanufactured ...	Lbs.					1,730	310	82,200	3,218
Manufactured ...	Do.	3,640	2,370	1,760	1,000	100	150	1,288	495
Toys and Requisites for Games	Value								
Umbrellas ...	No.								
Wax (excluding Candles)	Cwt.					12½	500	4	400
Wood and Timber and Manufactures thereof (including Firewood)	Value						17,730		14,229
Wool—									
Raw ...	Lbs.								
Manufactures of—									
Piece-goods ...	Yards								
Other sorts ...	Value								
All other articles, unenumerated	Do.		8,775		3,665		60,770		74,410
Total	Value		7,17,066		8,45,363		25,00,170		28,82,044
Treasur									
Gold ...	Value						1,68,145		8,11,321
Silver ...	Do.						1,81,382		2,67,187
Total	Value						3,49,477		5,78,508
Grand Total of Imports of Merchandise and Treasure	Value		7,17,066		8,45,363		29,09,653		34,60,552

D.—TRADE

(1).—Quantities and Value of the Principal and other Articles of Merchandise and Value of Treasure India into the Port of Aden during the two

Articles.	Denomination.	STRAITS SETTLEMENTS.				OTHER COUNTRIES.			
		1884-85.		1885-86.		1884-85.		1885-86.	
		Quantity.	Value.	Quantity.	Value.	Quantity.	Value.	Quantity.	Value.
			Rs.		Rs.		Rs.		Rs.
Metals—									
Tin—									
Unwrought ...	Cwt.	144	7,040	10	400	200	15,000
Other sorts ...	"
Zinc or Spelter ...	"
All other sorts, unenumerated ...	"	68½	1,052	40½	600
Oils...	Gals.	180	200
Paints, Colours, and Painter's Materials	Value
Paper and Pastboard ...	"	1,304	1,430
Provisions ...	"	1,070	4,283	3,08,389	2,78,867
Railway Plant and Rolling Stock ...	"
Salt...	Tons
Seeds—									
Til or Gingelly	Cwt.
Other sorts ...	"	21	814	3	25
Shells and Cowries ...	Value	6,520
Silk—									
Raw	Lbs.	84	300
Manufactures—									
Piece-goods ...	Yards	365	600	220	420
Other sorts ...	Value	1,450
Spices ...	Lbs.	43,720	15,886	46,258	10,134	1,680	600	56	12
Sugar, Sugarcandy, and other Saccharine Produce ...	Cwt.	2,951	27,100	763	7,016	109½	1,115	32	594
Tea ...	Lbs.	180	70	20	30
Tobacco—									
Unmanufactured ...	Lbs.	85,752	3,532	5,264	350
Manufactured...	"	606	1,012	300	600	22,822	12,447	11,233	7,056
Toys and Requisites ...	Value	1,000
Umbrellas...	No.	100	250	200	180
Wax (including Candles) ...	Cwt.
Wood and Timber and Manufactures thereof (including Firewood) ...	Value	12,670	600	263	210
Wool—									
Raw	Lbs.
Manufactures of—									
Piece-goods ...	Yards	400	600	300	900
Other sorts ...	Value	80	25,000	655
All other articles, unenumerated ...	"	1,150	1,150	25,631	191,053
Total	Value	3,95,261	5,80,795	5,17,342	5,84,603
Treasure									
{ Gold ...	Value	3,23,503	3,81,732
{ Silver ...	"	47,520	24,831	20,008	98,339
Total	Value	47,520	24,831	3,43,516	4,80,071
Grand Total of Imports of Merchandise and Treasure	Value	4,42,781	6,05,676	8,60,258	10,64,674

—continued.

(exclusive of Government Stores and Treasure) imported from Foreign Countries and Ports in British official years 1884-85 and 1885-86—concluded.

TOTAL OF FOREIGN COUNTRIES.				INDIA.				TOTAL.			
1884-85.		1885-86.		1884-85.		1885-86.		1884-85.		1885-86.	
Quantity.	Value.	Quantity.	Value.	Quantity.	Value.	Quantity.	Value.	Quantity.	Value.	Quantity.	Value.
	Rs.		Rs.		Rs.		Rs.		Rs.		Rs.
344	22,040	10	400	1½	80	345½	22,120	10	400
.....
11	155	106	1,153	66	572	40	530	77	1,027	146	1,423
320½	7,421	260½	7,036	150	5,750	202½	6,793	470½	13,180	465½	13,379
466,663	125,619	179,312	63,179	16,934	84,247	13,687½	32,180	482,530	180,010	107,509½	56,313
.....	3,471	5,670	7,470	10,474	10,474	10,474
.....	7,550	20,903	5,200	7,455	12,540	23,354
.....	730,274	706,927	370,015	4,40,159	1,100,239	12,43,083
.....
19	180	10½	24	19	180	10½	24
.....
20	20	20	20
10,400	98,530	11,142	96,065	1,104	8,715	13,133	1,04,037	11,570	107,295	24,275	2,01,542
640½	4,136	474	2,330	2,727	17,010	21,190	31,204
.....	2,19,227	293,068	170	210,403	2,03,063
.....
638	1,460	224	600	27,178	74,055	26,702	74,009	27,311	75,505	20,926	74,009
.....
2,560	3,890	1,280	1,076	72,014	107,303	97,445	1,27,762	74,574	111,253	96,725	129,730
.....	2,035	1,138	22,280	27,585	24,315	29,721
489,290	111,179	192,592	37,966	13,51,308	3,30,211	720,432	3,14,011	18,20,538	441,390	919,324	351,977
.....
30,893	4,19,947	29,936½	3,70,553	4,889½	54,730	11,643	1,22,793	35,767½	4,74,677	41,570½	4,03,351
257	195	336	225	22,558	11,178	21,377	13,379	22,815	14,373	21,713	13,604
.....
2,068,460	2,33,170	1,594,124	2,04,438	5,102,188	714,636	48,53,716	6,27,924	71,77,654	9,47,536	6,447,510	8,32,062
47,393	26,636	70,926	44,236	39,527	13,736	8,352	10,766	69,291	34,798	79,277	54,992
.....	64,710	5,812	34,244	5,812
.....	3,216	1,667	697	2,770	4,213	4,437
201	516	464	403	3,570	4,085	4,080	4,030	3,771	4,000	5,144	5,317
12½	500	16	830	1	48	13½	548	16	830
.....	58,030	79,194	23,181	22,648	80,211	1,01,842
.....
140	75	140	75
.....
3,177	4,206	1,325	1,635	11,972	13,036	17,147	21,210	15,140	17,842	18,372	22,345
.....	62,390	14,515	14,206	2,757	70,596	17,372
.....	1,91,059	4,05,745	54,745	1,15,039	2,45,304	5,20,794
.....
.....	1,15,29,932	1,33,37,085	67,35,077	70,15,387	1,32,06,909	2,02,52,472
.....
.....	6,24,626	10,85,849	6,24,626	10,85,849
.....	6,31,580	8,74,158	94,375	2,45,540	7,75,965	11,19,638
.....
.....	13,06,208	19,60,007	94,375	2,45,540	14,00,581	22,05,547
.....
.....	1,23,36,138	1,51,97,092	68,30,352	72,60,027	1,36,00,490	2,24,58,019

—continued.

Produce and Manufactures, and Value of Treasure exported to Foreign Countries from the Presidency the two official years 1884-85 and 1885-86.

FRANCE.				ITALY.				MADAGASCAR.			
1884-85.		1885-86.		1884-85.		1885-86.		1884-85.		1885-86.	
Quantity.	Value.	Quantity.	Value.	Quantity.	Value.	Quantity.	Value.	Quantity.	Value.	Quantity.	Value.
	Rs.		Rs.		Rs.		Rs.		Rs.		Rs.
..	..	10	7
..	40	40	248,175	43,440	809,187	1,22,530
..	169,677	21,456	397,623	61,639
9,168	2,292	460,492	60,065	1,034,900	1,87,042
..	..	1	8	143,676	20,565	354,660	50,427
..	789	..	1,250
29	483	98	2,800	56	1,127	138	3,283
..	4,608	..	6,804
..	37,080	66,436
..	..	2	212	11,700	21,400	5,000	10,000	430	4,300	1,090	19,041
..	25	1,461	131	4,850
..	6	120	4	80
..	98,001	..	92,511	..	25,162	..	71,629	..	1,47,322	..	1,02,649
..	1,700	1,200
..	1,05,379	..	1,02,387	..	1,18,037	..	81,629	..	3,22,645	..	5,02,808
..	1,760	1,200
..
..	902	..	950
..	340	25	13,241	..	14,826
..
198	6,512	1,315	42,965	4	134
4,301	35,650	3,085	21,661	712	5,737	1,024	6,279	1,319	5,816
..
491,312	1,33,51,656	398,488	1,07,04,758	657,443	1,70,32,605	672,559	1,73,91,983	710	4,742	230	1,568
1,400	32,000	11,693	2,75,280	6,475	1,42,000	15,234	3,55,700
..	30	11
..	111,074	25,464	115,877	22,743
..	228	270	..	74	..	200	..	596
..	12	..	6,570	140
..
58	15,079	57	15,231	457	1,21,538	367	1,30,831
46	416	4,716	39,377	35	350	201	904	71	656	420	4,030
..	1,000	3,000	50,742	1,69,544	116,820	3,90,053
..	6,104	14,700	6,141	16,195
..
2,076	6,223	2,005	9,305	88	530	144	771	404	2,104	15,518	72,352
2,715,508	1,06,24,171	84,833	1,74,104	20,278	87,264	18,150	50,554
436,740	20,91,035	1,855,844	70,19,976	665,715	23,08,371	1,190,192	43,84,905	3,801	12,350	3,046	11,215
..	6,274	2,59,690	11,27,680	85,180	1,57,600	11,069	54,000	88,704	1,29,249	69,144	2,25,093
..	..	8	24	12,292	35,990
1,019	10,100	27,208	65,014	480	1,698	14	55
..	1,000	10,000
210	2,310	1,66	17,132	374	3,750
..
..
80	2,800	231	7,310	434	12,668	..	768
941	..	2,440	..	5,846	..	13,535	20,988
3,609	..	5,352	1,79,090	6,844	2,50,756	7,068
81,283	99,924	54,069	3,150	75,772	..	86,975	2,76,419
..	..	61
..	..	578
..
..
..
1
15	15
..
23	20	45	5,825	62	5,145
48	..	4,500	..	6,135	..	3,875	3,498
..	..	16	1,484
5,000	2,000	1,388	290	..	24,442	..	4,000	..	6,092	..	3,705
..	9,197
..
..
..
..	..	32	5	900,200	87,580	567,330	77,492
..	329	..	546
..

D.—TRADE

(2.)—Quantities and Value of the Principal and other Articles of Foreign Merchandise, and Indian of Bombay and from the Province of Sind during

Articles.	Denomination.	UNITED STATES.				ARA	
		1884-85.		1885-86.		1884-85.	
		Quantity.	Value.	Quantity.	Value.	Quantity.	Value.
FOREIGN MERCHANDISE.							
Cotton—Twist and Yarn	Lbs. { Bombay Sind	..	Rs.	..	Rs.	100,710	72,696
Manufactures—Piece-goods—		5,350	3,082
Grey	Yds. { Bombay Sind	1,795,422	1,06,218
White	" { Bombay Sind	17,950	2,012
Coloured, Printed or Dyed	" { Bombay Sind	1,052,425	1,25,515
Other sorts of Piece-goods (handkerchiefs)	No. { Bombay Sind	13,400	1,461
Other sorts of Manufactures	Value. { Bombay Sind	3,509,312	5,98,922
Gums and Resins	Cwt. { Bombay Sind	86,005	12,043
Ivory—Unmanufactured and Manufactured	Value. { Bombay Sind	..	14,881	49,113	9,396
Metals—Iron	Cwt. { Bombay Sind	2,000	4,000	3,792
All others unenumerated	" { Bombay Sind	7	410	80
Sugar, Sugarcandy, and other Saccharine Produce	Value. { Bombay Sind	370	9,499
All other articles unenumerated	Value. { Bombay Sind	5,302	21	125
		..	11,646	..	2,625	..	7,374
Total of Foreign Merchandise	{ Bombay Sind	..	34,020	..	5,302	..	18,62,177
		..	11,646	..	2,625	..	26,785
INDIAN PRODUCE AND MANUFACTURES.							
Animals, living	No. { Bombay Sind
Apparel (including Haberdashery, Millinery, &c.)	Value. { Bombay Sind	..	522	..	2,159	..	8,029
Cauchoouc, raw	Cwt. { Bombay Sind
Coffee	" { Bombay Sind	7,246	1,84,690
Colr, unmanufactured and manufactured	" { Bombay Sind	25	724	489	3,125
Cotton—Raw	" { Bombay Sind	714	0,453
Twist and Yarn	Lbs. { Bombay Sind	225,000	98,255
Manufactures—		1,965	1,060
Piece-goods	Yds. { Bombay Sind	2,008,700	3,37,567
Other sorts	Value. { Bombay Sind	..	769	..	36	3,220	503
Drugs and Medicines	" { Bombay Sind	18,827
Dyeing and Colouring Materials—		7,584
Indigo	Cwt. { Bombay Sind	1	250	190	25,699
Other sorts	" { Bombay Sind	7	800
Grain and Pulse—		3,273	32,225
Gram	" { Bombay Sind	55	186
Rice (in the husk)	" { Bombay Sind
Rice (not in the husk)	" { Bombay Sind	256,372	12,08,255
Wheat	" { Bombay Sind	2,371	8,808
Other sorts	" { Bombay Sind	56,074	2,21,058
Gums and Resins—		1,436	4,844
Cutch and Gambier	" { Bombay Sind	72,046	2,04,434
Hemp—Raw	" { Bombay Sind	9,091	22,068
Manufactures of, excluding Cordage	Value. { Bombay Sind	17	361
Hides and Skins—		1,674	15,483
Hides, raw	{ Bombay Sind } { Cwt. or No. } { 100 1,000 } { 2,500 } { 135 } { 3,358 }	108	..	410	..	657	..
Hides, dressed or tanned	{ Bombay Sind } { Cwt. or No. } { 700 } { 3,125 } { 12,700 } { 590 } { 2,945 }	700	..	4,000	..	112	..
Skins, raw	{ Bombay Sind } { Cwt. or No. } { 13 } { 691 } { 250 } { 9,865 }	13	..	250
Skins, dressed or tanned	{ Bombay Sind } { Cwt. or No. } { 1,011 } { 4,290 } { 13,125 } { 2,07,700 }	1,011	..	13,125
	{ Bombay Sind } { Cwt. or No. } { 109 } { 4,290 } { 1,642 } { 2,07,700 }	109	..	1,642
	{ Bombay Sind } { Cwt. or No. } { 7,940 } { 42,747 } { 183,300 } { .. }	7,940	42,747	183,300
	{ Bombay Sind } { Cwt. or No. } { 360 } { 42,747 } { .. } { .. }	360	42,747
	{ Bombay Sind } { Cwt. or No. } { 40,107 } { .. } { .. } { .. }	40,107
Jewellery and Precious Stones, &c.	Value. { Bombay Sind	..	40	..	264	..	4,580
Jute—Raw	Cwt. { Bombay Sind
Manufactures of—	
Gunny Bags	No. { Bombay Sind	11,540	2,546
Other kinds	Value. { Bombay Sind	3,000	600
		192

D.—TRADE

(2).—Quantities and Value of the Principal and other Articles of Foreign Merchandise, and Indian of Bombay and the Province of Sind during the

Articles.	Denomination.	PERSIA.				STRAITS	
		1884-85.		1885-86.		1884-85.	
		Quantity.	Value.	Quantity.	Value.	Quantity.	Value.
FOREIGN MERCHANDISE.							
Cotton—Twist and Yarn	Lbs.	Bombay 447,558	2,55,857	608,546	3,21,187
Manufactures—Piece-goods—		Sind 230	130	616	517
Grey	Yds.	Bombay 9,584,447	18,35,668	11,790,287	18,61,814	86,261	4,556
White		Sind 134,598	16,431	82,956	10,746
Coloured, Printed or Dyed		Bombay 3,032,293	5,02,894	2,245,449	3,72,805	853,735	69,039
Other sorts of Piece-goods		Sind 6,576	984	8,769	1,390
(Handkerchiefs)	No.	Bombay 17,051,726	37,26,299	17,998,400	40,05,070	6,692,330	18,41,648
Other sorts of Manufactures	Value	Sind 168,840	28,085	329,433	62,826
Gums and Resins		Bombay 214,083	52,607	329,258	94,402	156,438	18,173
Ivory—Unmanufactured and Manufactured	Value	Sind ..	20,410	..	83,942	..	7,090
Metals—Iron	Cwt.	Bombay 375	66	151	1,091	65	3,399
All other unenumerated		Sind ..	8,912	..	3,997	..	762
Sugar, Sugar-candy and other Saccharine Produce	Value	Bombay 14,296	99,958	14,990	97,188	21	208
All other articles unenumerated	Cwt.	Sind 2	18	3	50
		Bombay 10,514	3,84,783	13,641	4,27,531
		Sind 63	544	134—lbs. 46	1,010
		Bombay 118,018	15,86,447	108,997	13,73,774
		Sind 831	4,780	497	6,450
	Value	Bombay ..	14,88,188	..	12,91,174	..	2,44,863
		Sind ..	28,114	..	46,846
Total of Foreign Merchandise		Bombay ..	94,00,122	..	97,63,074	..	21,78,787
		Sind ..	79,702	..	1,20,992
INDIAN PRODUCE AND MANUFACTURES.							
Animals, living	No.	Bombay	2	500
Apparel (including Haberdashery, Millinery, &c.)	Value	Sind ..	13,551	..	20,239	..	21,598
		Bombay ..	482	..	372
Cauchoouc, Raw	Cwt.	Sind
Coffee		Bombay 8,598	1,09,508	7,791	177,526
Coir, Unmanufactured and Manufactured		Sind
Cotton—Raw		Bombay 272	1,061	272	2,003
Twist and Yarn		Sind 3	28	17	141
Manufactures—		Bombay 1	23	2	20
Piece-goods		Sind 81	500	24	506
Other sorts	Value	Bombay 41,306	18,584	64,250	28,600	158,100	61,813
Drugs and Medicines		Sind 336	96
		Bombay 587,958	1,88,569	1,055,081	2,64,856	261,202	33,754
		Sind 30,084	6,136	31,920	3,887
		Bombay ..	2,835	..	6,280	..	3,479
		Sind	36
		Bombay ..	32,800	..	19,598	..	11,863
		Sind ..	144	..	2,784
Dyeing and Colouring Materials—		Bombay 1,978	8,25,707	1,204	1,82,974
Indigo	Cwt.	Sind 3,147	3,82,789	2,301	2,76,567
Other sorts		Bombay 6,154	51,595	5,882	65,914
Grain and Pulse—		Sind 1	15	15	175
Gram		Bombay 5	22	32	110	34	112
Rice (in the husk)		Sind 7	39
Rice (not in the husk)		Bombay 134,908	6,20,716	111,866	5,05,844
Wheat		Sind 51,880	1,77,014	58,480	1,94,815
Other sorts		Bombay 569	2,274	8,800	35,448	3	17
Gums and Resins—		Sind 1,615	4,931	1,309	4,714
Catch and Gambier		Bombay 890	3,396	1,009	3,837	53	272
		Sind 418	1,102	412	1,071
Hemp—Raw		Bombay
Manufactures of, excluding Cordage	Value	Sind ..	2,857	..	1,943
Hides and Skins—		Bombay Cwt. 197	..	600
Hides, raw		or No. 1,440	5,048	4,764	13,658
		Sind Cwt. 160	..	347
		or No. 846	3,045	2,414	6,159
Hides, dressed or tanned		Bombay Cwt. 66	..	31
		or No. 780	3,019	294	1,762
		Sind Cwt.
		or No.
Skins, raw		Bombay Cwt.	24	637
		or No.	250	..
		Sind Cwt.
		or No.
Skins, dressed or tanned		Bombay Cwt.	1	30
		or No.	60	..
		Sind Cwt.
		or No.
Jewellery and Precious Stones, &c.	Value	Bombay ..	2,610	..	2,072	..	10,437
Jute—Raw		Sind
Manufactures of—		Bombay
Gunny Bags	No.	Sind 226,118	44,611	283,452	45,972
Other kinds	Value	Bombay 19,500	3,519	24,630	4,345
		Sind ..	3,795	..	9,030	..	206

—continued.

Produce and Manufactures, and Value of Treasure exported to Foreign Countries from the Presidency two official years 1884-85 and 1885-86—continued.

SETTLEMENTS.		OTHER COUNTRIES.				TOTAL.			
1885-86.		1884-85.		1885-86.		1884-85.		1885-86.	
Quantity.	Value.	Quantity.	Value.	Quantity.	Value.	Quantity.	Value.	Quantity.	Value.
	Rs.		Rs.		Rs.		Rs.		Rs.
2,700	1,800	200,040	2,80,031	211,668	1,80,780	821,085	86,111	943,388	6,91,191
29,214	3,708	395	288	645	508	6,075	3,498	3,478	2,131
413,225	68,115	4,270,105	5,00,489	4,803,992	8,60,043	16,128,748	21,17,554	19,846,229	26,23,305
6,515,970	18,44,607	141,042	17,434	301,608	37,263	238,010	36,080	411,910	51,086
154,038	18,434	1,919,458	2,61,147	2,074,437	2,91,513	6,638,151	9,93,681	6,721,047	10,04,701
175	6,647	53,021	6,581	83,302	10,471	74,007	9,038	100,722	13,337
18	180	9,190,594	17,46,771	13,610,617	24,78,238	37,131,811	80,85,221	43,217,931	92,70,405
4	2,160	180,262	30,117	200,156	45,566	444,708	70,843	740,241	1,08,980
2,87,917	1,08,081	830,461	1,10,056	587,539	53,448	1,308,090	2,18,835	1,476,315	2,74,240
22,45,368	53,41,339	4,226	42,370	1,892	26,289	27,676	4,30,731	20,507	7,70,458
1,68,155	1,68,155	1,164	26,167	1,31,047	21	10,38,743	1	15,10,606	15,10,606
20	2,270	66,458	1,67,481	49,245	1,35,719	137,680	4,03,710	79,600	3,04,782
640	56,308	57	881	19	258	59—lbs. 50	408	57	682
22,035	1,12,088	3,127	90,174	4,213	98,501	27,028	5,60,513	20,685	6,19,379
8,851	2,68,531	75	612	3	31	141 lbs. 56	1,339	137 lbs. 04	1,661
1	46	37,807	5,25,850	30,271	3,85,856	179,082	24,76,618	102,002	20,32,500
410	2,518	439	6,633	651	7,004	814	11,025	1,900	14,674
1	10	15,87,157	1,08,081	2,58,295	14,00,094	20,89,304	74,40,001	20,89,304	72,48,601
8,851	2,68,531	20	2,270	127	1,565	80	3,353	7	1,400
1	46	640	56,308	1,12,088	1,12,088	640	56,208	128	1,955
410	2,518	2,190	2,190	2,063	2,063	2,22,045	2,22,045	2,22,045	4,74,352
1	10	8,851	2,68,531	8,834	2,62,357	25,225	6,71,219	85,274	9,83,997
1	46	1	46	2	65	1	46	2	65
410	2,518	410	2,518	514	3,847	50,421	3,97,365	40,180	3,52,007
1	10	1	10	3	30	4	38	20	171
608,433	1,81,91,658	608,433	1,81,91,658	613,156	1,61,76,722	4,064,600	10,88,52,143	3,259,621	8,48,58,680
21,220	4,92,351	21,220	4,92,351	43,221 lbs. 20	10,00,877	71,700	17,46,088	124,578 lbs. 30	30,40,175
207,800	79,522	7,885,730	29,53,334	8,704,562	32,20,481	63,105,023	2,34,00,102	76,208,655	2,68,35,305
176,199	22,787	350	230	231	134	2,681	3,411	2,781	3,284
3,709	34,296	30,153,676	34,04,785	20,276,883	34,18,676	35,731,324	43,17,080	36,500,024	46,24,530
9,925	65,479	590,182	65,479	1,005,401	1,05,921	633,601	72,753	1,040,701	1,10,640
170	36,528	170	36,528	162	34,688	3,376	6,34,205	8,016	15,75,059
6	560	6	560	13	1,090	8,183	3,85,000	2,643	2,98,237
143	1,214	16,737	1,18,965	22,794	1,50,700	387,347	19,56,020	557,315	26,08,705
90	370	90	370	137	586	91	394	157	311
60	200	4,151	13,691	10,930	48,475	61,317	2,04,430	147,683	5,08,373
1,840	8,345	633	1,834	75	215	8,217	21,516	6,263	16,500
282,955	13,76,118	282,955	13,76,118	131,628	6,50,808	476,741	3,84,845	621,456	24,65,200
24,025	86,215	24,025	86,215	23,046	94,347	80,352	2,78,805	148,600	4,38,680
42	170	1,815,636	62,06,864	2,046,067	78,57,013	8,003,198	3,46,64,273	10,618,600	3,00,00,000
101	522	2,524,605	1,10,07,056	3,294,900	1,39,40,850	4,270,260	1,84,18,059	6,241,017	2,58,40,848
109,657	3,44,339	109,657	3,44,339	97,819	3,14,430	249,035	7,74,254	374,087	11,51,070
82,324	2,27,317	82,324	2,27,317	64,220	1,62,494	195,511	5,17,479	135,242	3,06,498
11	467	11	467	9	245	2,166	22,208	20	682
11,439	1,07,039	11,439	1,07,039	25,964	2,66,892	39,317	3,55,019	66,284	6,27,950
53	53	53	53	53	53	53	3,099	53	3,171
119	2,066	119	2,066	661	16,100	47,638	12,35,882	42,241	9,62,927
738	14,252	738	14,252	4,117	71,300	604,441	8,23,560	874,513	8,38,231
306	3,714	306	3,714	1,984	7,901	25,484	8,79,061	26,263	9,47,937
3,896	582	3,896	582	21,078	2,822	247,531	203,685	208,419	1,860
67	100	67	100	210	3	14,480	17	10,256	1,400
582	100	582	100	2,822	100	198,208	12	203,685	16,309
3	100	3	100	3	100	747	102	17	1,400
10,283	2,800	10,283	2,800	360	8	10,283	2,800	3401	16,309
360	30,385	360	30,385	8	36,478	36,478	30,385	20,485	16,309
8	30,385	8	30,385	10	25,102	25,102	30,385	27,977	36,74,538
1,070	2,900,167	1,070	2,900,167	1,016	3,901	2,900,167	3,145,562	3,145,562	1,20,215
580	1,337	580	1,337	7	580	391	1,337	128,715	1,20,215
646	27,603	646	27,603	646	33,010	33,010	27,603	128,715	3,67,123
67,517	2,38,043	67,517	2,38,043	70	67,517	70	2,38,043	6,468	3,378
70	84	70	84	70	84	14	84	12	72
1,400	1,94,528	1,400	1,94,528	594,856	1,06,417	1,082,261	1,94,528	1,473,015	2,37,679
742	4,979	742	4,979	18,510	3,371	25,891	4,979	53,649	9,828
100	10,206	100	10,206	5,303	5,303	100	10,206	100	18,810

D.—TRADE

(2).—Quantities and Value of the Principal and other Articles of Foreign Merchandise, and Indian of Bombay, and from the Province of Sind, during the

Articles.	Denomination.	UNITED KINGDOM.				AUSTRIA.			
		1884-85.		1885-86.		1884-85.		1885-86.	
		Quantity.	Value.	Quantity.	Value.	Quantity.	Value.	Quantity.	Value.
INDIAN PRODUCE AND MANUFACTURES—continued.			Rs.		Rs.		Rs.		Rs.
Lac—									
Dye	Cwt. { Bombay..	10	288
	{ Sind	872	18,010
Shells	{ Bombay..	17	605	43	1,345
	{ Sind
Other sorts	{ Bombay..	170	4,308	1	40
	{ Sind ..	468	13,120	472	11,310
Oils—									
Vegetable, not Essential ..	Gals. { Bombay..	27,833	34,035	0,732	12,156
	{ Sind ..	29	65
Other sorts	{ Bombay..	1,010	19,634	1,825	11,418	874	13,960	508	13,180
	{ Sind
	{ Chests
Opium	Bombay
	{ Cwt.
	{ Chests
	Sind
	{ Cwt.
	{ Chests
Provisions.. .. .	Value	130,708	..	1,47,565	..	710	..	197
	{ Bombay..	..	16,610	..	2,810
	{ Sind
Saltpetre	Cwt. { Bombay..	205	1,500	300	3,000
Seeds—	{ Sind	1,679,117	1,06,10,105	6,575	36,610	2,801	18,482
Linseed	{ Bombay..	2,038,525	1,17,57,251
	{ Sind
Mustard and Rape	{ Bombay..	86,852	2,30,130	78,141	4,47,701	200	950
	{ Sind ..	99,195	6,04,091	60,387	3,57,007
Poppy	{ Bombay..	0,531	38,886	4,083	28,644	45	247
	{ Sind
Til or Gingelly	{ Bombay..	1,543	11,323	4,774	32,420	21,622	1,67,068	6,000	42,000
	{ Sind ..	353	2,995	1,133	9,816	4,000	35,810
Other sorts	{ Bombay..	111,813	3,06,714	25,580	1,27,773	7,980	45,976	1,862	9,400
	{ Sind ..	324	3,607	1	22
Silk—									
Raw	Lbs. { Bombay..	13,526	80,990	9,441	10,449
	{ Sind
Manufactures	Value	1,131	..	4,018
	{ Bombay..	60	212
	{ Sind
Spices	Lbs. { Bombay..	1,252,767	3,03,321	1,600,648	3,54,514	812	217
	{ Sind ..	12,008	150
Stone, Jade	Cwt. { Bombay..	6	140
	{ Sind
Sugar, Sugar-candy, and other Saccharine produce	{ Bombay..	829	4,389	2	15
	{ Sind ..	lbs. 50	5
Tea	Lbs. { Bombay..	6,561	7,732	7,317	7,952	3,635	3,159	446	517
Tobacco—	{ Sind ..	318,601	2,09,668	341,703	2,38,929	82	82	300	570
Unmanufactured	{ Bombay..	978	133	33	10	461	830
	{ Sind
Manufactured	{ Bombay..	10,205	11,955	11,134	9040	942	391	1,167	799
	{ Sind ..	75	140	192	236
Wax (excluding Candles)	Cwt. { Bombay..	193	15,173	250	22,454
	{ Sind
Wood—									
Teak	Cubic Tons { Bombay..	701	89,420	1,590	1,25,541	173	19,700
	{ Sind
Other sorts	Value	42,711	..	58,894	..	5
Wool—									
Raw	Lbs. { Bombay..	15,218,264	67,38,197	17,203,170	66,02,590
	{ Sind ..	3,566,856	13,65,041	6,781,700	20,68,650
Manufactures of—	{ Bombay..	10,208	4,04,875	3,383	70,856
Shawls	{ Sind	5	185
Other sorts	Value	1,00,004	..	1,62,780	855
	{ Bombay..	..	4,271	..	6,716
	{ Sind	20,35,654	..	37,29,809	..	1,23,992	..	1,66,938
All other articles unenumerated	{ Bombay..	..	1,72,156	..	1,92,653
	{ Sind
Indian Produce and Manufactures	Free	{ Bombay..	8,03,03,937	..	7,75,86,104	..	1,57,20,258	..	1,32,01,334
	Dutiable	{ Sind ..	85,63,914	..	1,47,11,820	..	88,010	..	8,130
		{ Bombay..
		{ Sind
Total	{ Bombay..	..	8,03,06,000	..	7,76,16,810	..	1,57,20,268	..	1,32,01,334
	{ Sind	85,63,914	..	1,47,11,820	..	88,010	..	8,130
Total of Merchandise, Foreign and Indian	{ Bombay..	..	8,59,57,467	..	8,18,71,570	..	1,57,82,074	..	1,32,86,167
	{ Sind	1,05,70,510	..	1,70,35,348	..	88,010	..	8,130
Treasure	{ Gold	{ Bombay..	9,13,533	..	20,51,075	..	5,450	..	4,737
	{ Silver	{ Sind
		{ Bombay..	2,60,200	..	9,23,320	..	50	..	3,676
		{ Sind
Total	{ Bombay..	..	11,52,733	..	20,74,395	..	5,500	..	8,413
	{ Sind
Grand Total of Exports of Merchandise and Treasure	{ Bombay..	..	9,11,10,190	..	8,48,45,974	..	1,57,87,574	..	1,32,91,583
	{ Sind	1,05,76,510	..	1,70,35,338	..	88,010	..	8,130
Government	{ Stores	{ Bombay..	23,509	..	33,311
	{ Treasure—	{ Sind ..	6,524	..	12,465
	{ Gold	{ Bombay..
	{ Silver	{ Sind
		{ Bombay..
		{ Sind
Total Treasure	{ Bombay..
	{ Sind
Total Stores and Treasure	{ Bombay..	..	23,509	..	33,311
	{ Sind	6,524	..	12,465

D.—TRADE

(2.)—Quantities and Value of the Principal and other Articles of Foreign Merchandise, and Indian of Bombay, and from the Province of Sind, during the

Articles.	Denomination.	UNITED STATES.				ARABIA.			
		1884-85.		1885-86.		1884-85.		1885-86.	
		Quantity.	Value.	Quantity.	Value.	Quantity.	Value.	Quantity.	Value.
			Rs.		Rs.		Rs.		Rs.
INDIAN PRODUCE AND MANUFACTURES—continued.									
Lac—									
Dye	Cwt. ..	Bombay
Shells	" ..	Bombay	5	296	10	647
Other sorts .. .	" ..	Bombay
Oils—									
Vegetable, not Essential .. .	Gals. ..	Bombay	53,270	60,070	52,418	59,973
Other sorts .. .	" ..	Bombay	315	410	1,391	1,575
	" ..	Sind	1,545	28,793	2,358	77,091
Opium	{	Bombay
	or	Chests
	or	Sind
	or	Cwt.
Provisions	Value..	Bombay	..	640	49,811	..	1,11,693
Saltpetre.. .. .	Cwt. ..	Bombay	102	1,065	629	6,064
Seeds—									
Linseed	" ..	Bombay	247,332	14,33,185	103,650	6,20,414	5	28	12
Mustard and Rape .. .	" ..	Bombay	2,339	18,291	1,400	9,000	2	18	4
Poppy	" ..	Bombay	18	123	19	158
Til or Gingelly .. .	" ..	Bombay	1,516	10,968	8,434	60,125
Other sorts .. .	" ..	Bombay	12	98	67	400
Other sorts .. .	" ..	Bombay	..	10	..	3,602	22,695	4,043	25,283
Silk—									
Raw	Lbs. ..	Bombay	347	950	948	3,730
Manufactures .. .	Value..	Bombay	..	45	..	331	1,447	..	1,87,903
Spices	Lbs. ..	Bombay	28,520	1,630	1,08,422	1,378,756	8,63,178
Stone, Jade .. .	Cwt. ..	Bombay	104	50	308	100
Sugar, Sugar-candy, and other	" ..	Bombay	3	990	2	6
Saccharine produce .. .	" ..	Bombay	10,843	85,186	8,452	63,983
Tea	Lbs. ..	Bombay	350	272	20	32	1	5	355
Tobacco—									
Unmanufactured .. .	" ..	Bombay	124	83
Manufactured .. .	" ..	Bombay	103	200	42,095	5,241	19,042
Wax (excluding Candles) .. .	Cwt. ..	Bombay	350	268	252	255
Wood—									
Teak	Cubic Tons.	Bombay	7	1,097	20	1,555
Other sorts .. .	Value..	Bombay	19,251	..	28,637
Wool—									
Raw	Lbs. ..	Bombay	36,624	10,464	37,296	8,157
Manufactures of—									
Shawls	No. ..	Bombay	38	916	23	400	282	3,740	1,395
Other sorts .. .	Value..	Bombay	..	23,128	..	16,849	..	375	67
All other Articles unenumerated	" ..	Bombay	..	16,921	..	20,167	..	87,110	1,14,308
Indian Produce and	{	Bombay	..	15,49,045	..	8,00,971	..	18,60,553	32,35,941
Manufactures. {	Free ..	Sind	..	7,445	..	23,315	..	39,245	27,682
	Dutiable	Bombay	12,96,356	..	11,80,752
		Sind	6,468	..	4,904
Total	{	Bombay	..	15,49,045	..	8,00,971	..	30,06,998	44,22,693
		Sind	..	7,445	..	23,315	..	45,053	32,580
Total of Merchandise, Foreign and Indian .. .	{	Bombay	..	16,72,095	..	8,06,272	..	49,10,095	64,79,691
		Sind	..	19,091	..	26,440	..	73,838	56,855
Treasure	{	Bombay	1,100
	Gold ..	Sind
	Silver ..	Bombay	6,93,175	..	7,34,306
		Sind	19,325	..	20,500
Total	{	Bombay	6,93,175	..	7,35,400
		Sind	19,325	..	20,500
Grand Total of Exports of Merchandise and Treasure .. .	{	Bombay	..	15,72,065	..	8,06,273	..	56,12,260	72,15,691
		Sind	..	19,091	..	26,440	..	94,163	80,655
Stores	{	Bombay	796	..	682
Treasure—									
Gold	{	Bombay	380	..	50
Silver	{	Bombay
Government .. .	{	Sind
Total Treasure .. .	{	Bombay
Total Stores and Treasure .. .	{	Bombay	796	..	682
		Sind	380	..	50

—continued.

Produce and Manufactures, and Value of Treasure exported to Foreign Countries from the Presidency two official years 1884-85 and 1885-86—continued.

CEYLON.				CHINA.				PERSIA.	
1884-85.		1885-86.		1884-85.		1885-86.		1884-85.	
Quantity.	Value.	Quantity.	Value.	Quantity.	Value.	Quantity.	Value.	Quantity.	Value.
	Rs.		Rs.		Rs.		Rs.		Rs.
..
..	7	8	285
..
48	59	13,335	16,168
6	351	1	80	123	2,855	192	10,470	2,036	3,003
..	140	2,008
..	38,079½	..	36,802½
..	48,349½	4,67,73,420	46,115—70	4,43,04,710
..
..	2,34,822	..	2,28,185	..	2,22,341	..	2,71,525	..	16,236
..	394
..
138	760	25	150
10	76	4	21	2	17	1	7	..	2
..
..	19	133
3,089	18,238	2,061	15,713	396	3,166	853	6,730	44	385
..	593	3,073
..	20	111
..
..	5,201	..	2,548	..	980	..	8,956	..	52,650
2,942	771	368	48	3,530	602	14,671	2,557	612,038	53
..	..	34	300	380	2,810	391	2,078	4,800	2,02,236
..	..	394	6,059	7	1,315
18	210	80	160	578	15
..	7,339
..	31,832	22,809
..	925	960
1,172	427	160	170	203	105	524	266	640	440
..	61	4,860	9	774	1,121	575
..
..	1	75	3	334
..	2,081	..	2,161	..	1,77,801	..	2,66,506	..	2,384
..	70
..
73	1,060	128	1,150	87	2,270	108	2,365	1,601	2,18,275
..	18,702	..	22,909	..	736	..	862	..	30
..	27,354	..	38,482	..	57,545	..	90,438	..	145
..	190	..	160	400	..	97,716
..	4,05,590	..	6,20,399	..	7,12,01,756	..	7,09,88,828	..	3,016
..	235	..	7,700	..	6,74,410	..	6,11,680	..	15,53,282
..	8,020	..	7,792	..	389	..	810	..	4,15,034
..	6,20,753
..	1,77,014
..	4,73,610	..	6,34,191	..	7,12,02,125	..	7,09,89,878	..	21,74,087
..	256	..	7,700	..	6,74,410	..	6,11,680	..	5,92,048
..	8,71,741	..	10,67,151	..	7,20,82,901	..	7,19,56,152	..	1,16,34,159
..	22,377	..	10,082	..	6,74,410	..	6,11,680	..	6,72,350
..	6,600
..	34,72,000	..	23,60,000	..	11,55,000	..	2,37,500	..	3,29,500
..	5,78,500
..	31,72,000	..	23,60,000	..	11,55,000	..	2,37,500	..	3,29,500
..	5,78,500
..	43,43,741	..	34,18,751	..	7,32,97,901	..	7,21,98,652	..	1,19,03,859
..	22,377	..	10,082	..	6,74,410	..	6,11,680	..	12,50,859
..	145	3,930
..	20	8,850
..
..
..	1,000
..
..	1,000
..
..	145	3,980
..	20	4,850

D.—TRADE

(2.)—Quantities and Value of the Principal and other Articles of Foreign Merchandise, and Indian of Bombay, and from the Province of Sind, during the

Articles.	Denomination.	PERSIA—continued.		STRAITS SETTLEMENTS.			
		1885-86.		1884-85.		1885-86.	
		Quantity.	Value.	Quantity.	Value.	Quantity.	Value.
INDIAN PRODUCE AND MANUFACTURES—continued.							
Lac—							
Dye	Cwt. { Bombay
	{ Sind
Shells	5	152
Other sorts
Oils—							
Vegetable, not Essential	Gals. { Bombay ..	3,851	4,358
	{ Sind ..	838	1,007
Other sorts	52	1,850	67	3,650	108	3,174
Opium	Bombay
	{ or
	{ Cwt.
	{ Chests
	{ or
	{ Sind
Provisions	Value..	..	83,284	..	14,017	..	66,762
Saltetre	Cwt. { Bombay ..	6	72	16	102
Seeds—							
Linseed
Mustard and Rape	3	9	31	218	56	341
Poppy	6	39	17	110
Til or Gingelly
Other sorts	190	1,352
Silk—							
Raw	Lbs. { Bombay ..	509	3,155	4,724	38,792	8,500	60,079
	{ Sind ..	3	20
Manufactures	Value..	..	20,381	..	37,381	..	27,803
Spices	Lbs. { Bombay ..	743,053	2,01,723	1,078	405	34,711	4,719
	{ Sind ..	3,101	1,315
Stone, Jade	Cwt. { Bombay ..	4	33	10	230
	{ Sind
Sugar, Sugar-candy, and other	190	2,762
Saccharine produce
Tea	Lbs. { Bombay ..	24,061	15,571	4	10
Tobacco—							
Unmanufactured	903	909
Manufactured	36	3	28	13
Wax (excluding Candles)	Cwt. { Bombay ..	728	450	1,506	1,12,617	1,233	90,869
	{ Sind ..	233	168
Wood—							
Teak	Cubic { Bombay ..	17	1,069	..	25
	{ Tons
Other sorts	Value..	..	695	..	325	..	900
Wool—							
Raw	Lbs. { Bombay ..	3,024	400
	{ Sind
Manufactures of—							
Shawls	No. { Bombay ..	1,314	1,62,056	160	1,187	133	745
	{ Sind
Other sorts	Value..	..	150	..	1,892	..	1,950
All other Articles Unenumerated	95,389	..	2,61,168	..	2,18,957
	1,464
Indian Produce and	Free	14,31,762	..	6,10,610	..	6,31,068
Manufactures ..	Dutiable	3,15,303
	5,05,344
	1,94,315
Total	19,37,008	..	6,10,610	..	6,31,968
	5,10,118
Total of Merchandise, Foreign and Indian	1,16,90,699	..	27,69,356	..	23,77,355
	6,31,100
Treasure	{ Gold	225	..	3,800
	{ Silver	3,09,240	..	60,200	..	76,300
	3,77,890
Total	3,09,240	..	60,425	..	82,100
	3,77,800
Grand Total of Exports of Merchandise and Treasure	1,19,99,920	..	28,49,781	..	29,69,456
	10,08,900
Government	{ Stores	5,928
	{ Treasure—	..	6,169
	{ Gold
	{ Silver
Total Treasure
Total Stores and Treasure	5,928
	6,169

—continued.

Produce and Manufactures, and Value of Treasure exported to Foreign Countries from the Presidency two official years 1884-85 and 1885-86—concluded.

OTHER COUNTRIES.				TOTAL.			
1884-85.		1885-86.		1884-85.		1885-86.	
Quantity.	Value.	Quantity.	Value.	Quantity.	Value.	Quantity.	Value.
	Rs.		Rs.		Rs.		Rs.
..	16	268
..	873	18,030
17	641	13	641	47	1,334	71	2,435
..
..	170	4,308	1	..
..	463	13,120	472	11,310
84,881	40,334	30,839	36,744	131,087	1,64,036	90,942	1,17,630
2,407	3,070	3,020	4,240	7,948	7,948	5,730	6,822
6,163	1,02,783	3,270	49,063	9,538	1,33,644	10,421	1,73,040
993	328	893	328
64	7,920	6	10,725	38,086	4,07,81,840	36,901 1/2	4,43,15,435
81	..	11—28	..	48,357 1/2	..	40,126—98	..
..
..	4,98,228	..	6,01,244	..	12,40,824	..	16,07,001
..	27,604	..	35,600	..	40,803	..	30,527
16	193	43	653	..	4,520	..	8,457
598	5,100	3,443	27,701	436	6,600	875	30,701
825,801	46,59,654	1,470,941	89,71,047	803	4,989,078	3,842	2,92,06,764
..	4,989,078	2,37,41,109	4,768,544	..
491,919	32,11,176	437,642	23,60,857	1,398,523	90,34,700	1,367,875	1,02,12,925
722,338	46,22,293	455,951	29,12,840	1,108,037	75,35,711	64,811	42,58,480
94,636	5,78,512	128,048	7,12,203	194,438	11,92,817	262,979	14,66,706
Lbs. 41	4	41	4
162,687	12,14,187	193,581	13,37,770	1,550,004	1,14,55,168	952,880	60,25,648
67,718	5,58,891	62,590	3,56,492	677,377	51,15,653	406,900	20,49,331
172,600	9,48,072	159,512	8,18,620	858,006	43,03,298	699,060	35,38,350
74	358	37—20lbs.	188	931	4,205	48—20 lbs.	272
4,939	17,530	2,948	12,250	18,812	49,470	20,230	85,235
21	110	440	1,333	852	1,557	440	1,333
..	58,277	..	89,097	..	2,69,155	..	3,49,095
..	90	..	485	..	203	..	802
1,983,226	5,58,341	2,118,187	5,40,534	4,503,163	12,60,624	6,200,405	16,50,455
936	218	1,092	313	7,168	1,728	4,601	1,728
338	657	7	45	728	4,082	464	2,832
..
3,498	36,959	0,198	54,785	35,766	1,35,033	15,255	1,29,871
102	797	36	379	108—60 lbs.	807	36	379
49,430	37,892	41,144	37,592	92,062	71,917	73,678	62,200
1,282	1,243	2,207	1,725	321,014	2,12,030	315,373	2,42,133
5,882,806	7,06,271	4,908,820	5,96,835	8,924,934	7,11,522	5,019,587	6,98,856
19,021	1,326	9,770	748	19,021	1,226	12,112	991
10,331	13,097	31,175	11,799	39,561	27,895	45,977	23,126
295	71	324	131	1,941	893	358	657
12	810	68	4,725	1,761	1,63,460	1,631	1,39,667
..
186	23,197	448	64,880	1,130	1,13,773	2,076	1,94,020
..	..	1	75	1	75
..	86,772	..	22,732	..	2,82,980	..	3,95,038
..	761	..	1,039	..	2,431	..	3,738
..	..	59,136	30,900	152,35,800	57,58,051	17,313,354	66,44,617
7,303	587	2,744	235	3,574,840	13,05,708	5,792,232	20,71,085
1,006	20,200	354	17,446	10,698	6,56,490	7,376	2,69,594
..	16,644	..	7,867	..	2,16,425	..	165
..	1,805	..	2,794	..	6,521	..	2,16,726
..	5,35,348	..	5,30,478	..	41,25,493	..	10,340
..	8,827	..	24,102	..	1,89,549	..	57,77,363
..	2,29,273
..	4,53,14,915	..	4,89,13,101	..	29,97,82,270	..	28,41,80,273
..	1,71,03,891	..	1,87,01,155	..	3,06,52,444	..	4,03,81,470
..	13,75,118	..	6,50,868	..	32,16,323	..	24,65,280
..	89,560	..	84,347	..	2,82,210	..	4,58,530
..	4,66,81,038	..	4,85,63,969	..	30,20,84,593	..	28,05,95,563
..	1,71,93,451	..	1,87,85,502	..	3,69,34,664	..	4,98,40,000
..	5,20,82,372	..	5,54,35,890	..	32,73,28,120	..	31,20,83,576
..	1,73,81,606	..	1,91,43,846	..	3,91,57,420	..	4,37,26,320
..	6,740	..	30,100	..	9,30,048	..	21,80,527
..	23,07,706	..	13,23,595	..	1,15,74,025	..	64,57,291
..	13,924	..	25,350	..	6,11,749	..	4,28,950
..	23,14,446	..	18,50,765	..	1,25,05,573	..	90,34,568
..	13,924	..	25,350	..	6,11,749	..	4,28,950
..	5,43,48,818	..	5,67,95,655	..	33,93,33,793	..	32,20,17,384
..	1,73,75,589	..	1,91,69,196	..	3,97,69,169	..	4,41,60,270
..	4,00,725	..	2,52,641	..	4,29,215	..	2,92,500
..	31,046	..	61,098	..	41,720	..	82,772
..
..	8,00,000	..	1,80,000	..	8,00,000	..	1,80,000
..	32,000	..	24,000	..	32,000	..	24,000
..	8,00,000	..	1,80,000	..	8,00,000	..	1,80,000
..	32,000	..	24,000	..	32,000	..	24,000
..	12,00,725	..	4,32,641	..	12,20,215	..	4,72,560
..	63,046	..	83,098	..	74,720	..	1,06,772

D.—TRADE

(2).—Quantities and Value of the Principal Articles of Merchandise and Value of Treasure British India from the Port of Aden during

Articles.	Denomination.	UNITED KINGDOM.				AUSTRIA.			
		1884-85.		1885-86.		1884-85.		1885-86.	
		Quantity.	Value.	Quantity.	Value.	Quantity.	Value.	Quantity.	Value.
		Rs.	Rs.	Rs.	Rs.	Rs.	Rs.	Rs.	
Animals, living ...	No.	8	500	2	100
Apparel (including Haberdashery, Millinery, &c.) ...	Value	...	6,411	...	100	...	230
Arms, Ammunition, &c., (excluding Military Accoutrements) ...	Value	1,800
Books and Printed Matter (including Maps and Charts) ...	Cwt.
Building and Engineering Materials—									
Cement ...	Cwt.
Other sorts ...	Value
Candles of all sorts ...	Lbs.
Clocks and Watches ...	No.	1	50
Coal—									
Coal ...	Tons
Charcoal ...	Cwt.
Coffee ...	Cwt.	14,721	7,35,182	25,460	12,68,515	8,415	4,29,852	3,290	1,61,289
Corals, Real ...	Lbs.
Coir, Unmanufactured and Manufactured ...	Value
Corks ...	Gross
Cotton—									
Raw ...	Cwt.
Twist and Yarn ...	Lbs. { Foreign. Country	750	375
Manufactures—									
Piece-goods—									
Grey ...	Yards { Foreign. Country
White ...	Yards { Foreign. Country
Coloured, Printed or Dyed ...	Yards { Foreign. Country
Other sorts of Piece-goods (Handkerchiefs) ...	No.
Thread, Sewing ...	Lbs. { Gross
Other sorts of Manufactures ...	Value
Drugs and Medicines ...	Value	...	22,315	...	19,355	...	940	...	3,497
Dyeing and Colouring Materials ...	Cwt.	56	875	30	628
Earthenware and Porcelain ...	Value	620
Feathers ...	Lbs.	6,223	1,18,800	3,754	49,800	579	9,440	1,146	12,284
Flax—									
Manufactures—									
Piece-goods ...	Yards
Canvas
Other sorts ...	Value
Fruits and Vegetables ...	Value
Glass and Glassware—									
Beads and False Pearls ...	Cwt.
Other ware ...	Value	150
Grain and Pulse... ..	Cwt.	11	10	11	15
Gums and Resins ...	Value	8,000	2,99,446	7,178	3,46,597	6,060	1,07,258	7,178	1,41,630
Hardware and Cutlery ...	Value	...	600	...	50	...	50
Cwt. ...	Cwt.	240	10,480	981	44,870	6,782	3,03,300	2,750	1,22,141
No. ...	No.	2,225	...	10,750	...	81,175	...	84,220	...
Hides, raw ...	Cwt.	2,302	1,54,046	2,122	1,09,183	2,279	1,07,444	787	34,702
No. ...	No.	2,01,010	...	1,44,825	...	173,060	...	41,595	...
Skins, raw ...	Value	...	800	...	6,015	...	500
Instruments and Apparatus of all kinds	Value	...	5,000	200
Ivory—Unmanufactured and Manufactured ...	Value	1,040
Jewellery ...	Value
Jute—									
Raw and Manufactures of ...	Value	100
Leather and Manufactures of ...	Value	...	300	...	276
Liquors—									
Ale, Beer, and Porter ...	Gallons...
Spirits
Wines and Liqueurs...
Other sorts
Machinery and Millwork ...	Value
Matches, Lucifer and other
Metals—									
Copper—									
Unwrought ...	Cwt.
Wrought
Other sorts
Iron—									
Wrought
Other sorts
Lead
Steel

D.—TRADE

(2).—Quantities and Value of the Principal and other Articles of Merchandise and Value of Treasure British India from the Port of Aden during

Articles.	Denomination.	UNITED STATES.				AFRICA.			
		1884-85.		1885-86.		1884-85.		1885-86.	
		Quantity.	Value. Rs.	Quantity.	Value. Rs.	Quantity.	Value. Rs.	Quantity.	Value. Rs.
Animals, living ...	No.	885	7,712	9,437	61,523
Apparel (including Haberdashery, Millinery, &c.) ...	Value	200	...	8,370	...	14,633
Arms, Ammunition, &c., (excluding Military Accoutrements) ...	Value	70	1,405
Books and Printed Matter (including Maps and Charts) ...	Cwt.	4	200	143	972	758	3,779
Building and Engineering Materials—									
Cement ...	Cwt.	16	180	1603	1,012
Other sorts ...	Value	697	...	97
Candles of all sorts ...	Lbs.	3,628	1,563	7,767	2,875
Clocks and Watches ...	No.	1	15	1	8
Coal—									
Coal ...	Tons	50	1,090
Charcoal ...	Cwt.	981	1,086
Coffee ...	Cwt.	23,074	11,22,976	28,330	13,93,521	1,894	27,475	3,011	51,785
Corals, Real ...	Lbs.
Cork, Unmanufactured and Manufactured ...	Value	45
Corks ...	Gross	200	218
Cotton—									
Raw ...	Cwt.	16	195	67	1,577
Twist and Yarn ...	Lbs. { Foreign. Country	120,368 9,574	1,19,664 4,556	83,924 21,047	75,809 12,377
Manufactures—									
Piece-goods—									
Grey ...	Yards { Foreign. Country	2,213,243 2,879,705	3,43,453 9,62,347	2,941,239 8,637,124	4,36,698 8,30,007
White ...	" { Foreign. Country	243,504	85,805	332,952	44,285
Coloured, Printed or Dyed ...	" { Foreign. Country	128,174 391,076	20,796 62,901	200,264 464,546	1,160 83,756
Other sorts of Piece-goods (Handkerchiefs) ...	No.	6,300	1,745	20,773	4,389
Thread, Sewing ...	Lbs. { Gross	576 22	416 40	227 27	149 70
Other sorts of Manufactures ...	Value	1,97,441	...	1,00,346
Drugs and Medicines ...	"	5,897	...	6,378
Dyeing and Colouring Materials ...	Cwt.	78	1,398	140	2,803
Earthenware and Porcelain ...	Value	15,833	...	3,192
Feathers ...	Lbs.	764	9,700	17	350
Flax—									
Manufactures—									
Piece-goods ...	Yards
Canvas ...	Value	100
Other sorts ...	Value
Fruits and Vegetables ...	Value	7,876	...	12,094
Glass and Glassware—									
Beads and False Pearls ...	Cwt.	184	5,747	257	8,748
Other ware ...	Value	3,281	...	1,119
Grain and Pulse...	Cwt.	136,873	6,63,925	200,223	9,21,959
Gums and Resins ...	Value	128	5,230	44	1,500	1,162	9,534	1,545	14,906
Hardware and Cutlery ...	Value	3,022	...	5,516
Hides, raw ...	Cwt. { No.	592 6,760	34,810	1,452 15,860	68,565	16 178	363	57	1,369
Skins, raw ...	Cwt. { No.	14,418 1,165,900	10,38,634	19,016 1,324,816	12,56,998	44 190	108	5 420	312 10
Instruments and Apparatus of all kinds	Value
Ivory—Unmanufactured and Manufactured ...	Value
Jewellery ...	Value	2,010
Jute—									
Raw, Manufactures of ...	Value	50	...	3,720	...	3,214
Leather and Manufactures of...	Value	1,628	...	1,754
Liquors—									
Ale, Beer and Porter ...	Gallons	57	112	160	343
Spirits ...	"	10	134	114	523
Wines and Liqueurs ...	"	4	27	110	641
Other sorts ...	"	14	76
Machinery and Millwork	Value	95	...	1,985
Matches, Lucifer and other ...	"	850	...	1,203
Metals—									
Copper—									
Unwrought ...	Cwt.
Wrought ...	"	80	4,118	27	1,763
Other sorts ...	"	38	900	86	2,697
Iron—									
Wrought ...	"	396	8,392	722	6,541
Other sorts ...	"	29	106	20	56
Lead ...	"	254	8,068	18	269
Steel ...	"	279	2,100	328	2,398

—continued.

(exclusive of Government Stores and Treasures) exported to Foreign Countries and Ports in the two official years 1884-85 and 1885-86—continued.

ARABIA.				CHINA.				PERSIA.			
1884-85.		1885-86.		1884-85.		1885-86.		1884-85.		1885-86.	
Quantity.	Value.	Quantity.	Value.	Quantity.	Value.	Quantity.	Value.	Quantity.	Value.	Quantity.	Value.
	Rs.		Rs.		Rs.		Rs.		Rs.		Rs.
100	4,122	101	2,015
...	24,672	...	12,346	...	100	30
...
123	891	204	2,218
...	...	1	30
...	70
856	350	51	19	2,250	500
2	20	72	288
...
14,203	2,81,137	10,043	4,46,692	151	7,825	164	8,569	121	1,766	307	5,988
...	206	...	41
...
130	2,511	33	600	9	35
85,392	74,508	75,031	65,081
856,458	1,59,846	898,969	1,77,585
2,073,845	3,33,441	2,430,515	3,03,665	4,950	950	24,690	2,089
4,081,708	5,88,743	3,307,523	5,02,340	1,080	180
180,195	22,458	335,799	42,281	9,000	580	83,728	2,290
17,120	1,223	28,600	2,500
235,137	46,416	294,174	57,011	3,768	372
482,438	1,22,098	472,825	1,19,098
43,840	6,350	24,198	2,920	540	60
447	365	50	100
610	1,260	880	1,975	174
...	1,36,743	...	1,26,932
...	87,660	...	35,142	1,020	...	130
850	85,302	610	57,144	73	680	32	4,162
...	7,026	...	10,114	22
...
...	10	...	200
...	12,225	...	11,910	100	...	80
10	503	1	30	9
...	2,702	...	1,480
74,481	3,35,754	78,430	3,38,438	411	2,805	628	4,060
2,41	87,403	2,389	57,148	57	1,375	16	162	6	50
...	3,067	...	1,783	12	...	32
13	30	20	578	50	1,190	38	1,040
15	...	270	500
21	845	13	450
1,650	...	1,000
...	75
...	600
...	11,885	...	10,611
...	2,114	...	2,208
8	20
...
...	1,800	...	300
...	3,256	...	2,700
26	988
251	11,166	82	3,065
2	320	6	243
1,388	11,802	1,385	16,487
160	870	75	300	40	100	122	273
533	7,804	163	1,996
564	4,408	223	1,670

D.—TRADE

(2).—Quantities and Value of the Principal and other Articles of Merchandise and Value of Ports in British India from the Port of Aden

Articles.	Denomination.	STRAITS SETTLEMENTS.				OTHER COUNTRIES.			
		1884-85.		1825-86.		1884-85.		1885-86.	
		Quantity.	Value.	Quantity.	Value.	Quantity.	Value.	Quantity.	Value.
		Rs.	Rs.	Rs.	Rs.	Rs.	Rs.	Rs.	
Animals, living	No.					1,192	6,920	708	3,552
Apparel (including Haberdashery, Millinery, &c.)	Value		3,250		2,150		2,337		1,708
Arms, Ammunition, &c., (excluding Military Accoutrements)									
Books and Printed Matter (including Maps and Charts)	Cwt.	42	3,350						
Building and Engineering Materials—									
Cement	Cwt.					5	50		
Other sorts	Value								
Candles of all sorts	Lbs.			84	30	140	90	294	115
Clocks and Watches	No.								
Coal—									
Coal	Tons								
Charcoal	Cwt.							15	39
Coffee	Cwt.	7	295	9	412	7,005½	1,75,152	4,938½	1,25,618
Corals, Real	Lbs.								
Coir, Unmanufactured and Manufactured	Value								
Corks	Gross								
Cotton—									
Raw	Cwt.					95½	524	10	69
Twist and Yarn	Lbs. { Foreign. Country	300	150	500	280	300	150	100	40
Manufactures—								200	50
Piece-goods—									
Grey	Yards. { Foreign. Country	48,150	7,670	60,000	9,290	12,705	2,200	25,250	3,285
White	Yards. { Foreign. Country	89,000	5,200	114,735	25,980	1,056	133	1,056	170
Coloured, Printed or Dyed	Yards. { Foreign. Country			5,200	800	348	221	15,522	2,580
Other sorts of Piece-goods (Handkerchiefs)	No. { Foreign. Country					60	0		
Thread, Sewing	(Lbs. { Foreign. Country					72	18	3,024	510
Other sorts of Manufactures	(Gross Value		40			6	17	448	200
Drugs and Medicines	Value		140		90		1,768		2,202
Dyeing and Colouring Materials	Cwt.	2	400			1	203	3½	125
Earthenware and Porcelain	Value						309		48
Feathers	Lbs.			6	176	142½	9,815	120	5,100
Flax—									
Manufactures—									
Piece-goods	Yards								
Canvas	Value								100
Other sorts	Value								
Fruits and Vegetables			30		728		1,536		2,761
Glass and Glassware—									
Beads and False Pearls	Cwt.	28	1,000						
Other ware	Value		500				77		
Grain and Pulse	Cwt.			1½	8	1,570	7,920	1,998½	9,724
Gums and Resins	Value	119	1,588	87½	1,838	4,132½	52,967	3,203½	66,786
Hardware and Cutlery	Value						105		81
Hides, raw	(Cwt. No. { Foreign. Country			2	200	5,182	2,30,633	3,230	1,83,038
Skins, raw	(Cwt. No. { Foreign. Country	4½	320	10		55,115	43,950	105	5,190
Instruments and Apparatus of all kinds	Value	600				74	4,475	8,430	775
Ivory—Unmanufactured and Manufactured			21,275			4,000			
Jewellery					100		572		1,100
Jute—									
Raw and Manufactures of	Value						942		88
Leather and Manufactures of			480				135		353
Liquors—									
Ale, Beer and Porter	Gallons					152	456	24	56
Spirits						89	361	2	22
Wines and Liqueurs									
Other sorts									
Machinery and Millwork	Value						6		10
Matches, Lucifer and other									
Metals—									
Copper—									
Unwrought	Cwt.					8½	638	1	50
Wrought								6	225
Other sorts									
Iron—									
Wrought						324	260	5½	58
Other sorts						2½	10	3	3
Lead									
Steel									

—continued.

Treasure (exclusive of Government Stores and Treasure) exported to Foreign Countries and during the two official years 1884-85 and 1885-86—continued.

TOTAL OF FOREIGN COUNTRIES.				INDIA.				TOTAL.			
1884-85.		1885-86.		1884-85.		1885-86.		1884-85.		1885-86.	
Quantity.	Value.	Quantity.	Value.	Quantity.	Value.	Quantity.	Value.	Quantity.	Value.	Quantity.	Value.
	Rs.		Rs.		Rs.		Rs.		Rs.		Rs.
2,251	19,254	10,243	57,190	2	150	1	100	2,253	19,404	10,244	57,290
...	46,859	...	89,280	...	3,200	...	3,725	...	50,059	...	30,005
...	3,325	3,325
69	5,713	49	6,197	1	50	70	5,763	49	6,197
21	180	161	1,042	21	180	161	1,042
...	667	...	97	667	...	97
4,622	2,003	10,436	3,542	4,622	2,003	10,436	3,542
9	685	75	436	9	685	75	436
50	1,000	...	1,125	161	2,898	50	1,000	161	2,898
...	...	996	996	1,125
105,643	44,75,201	119,184	50,43,856	205	11,488	421	13,209	105,838	4,48,689	119,054	50,57,155
...	251	...	641	251	...	641
...	...	200	216	200	216
250	3,230	119	2,581	297	6,048	169	3,000	547	9,278	288	5,591
214,685	1,94,172	160,525	1,41,395	9,140	6,525	48,235	28,897	221,795	200,907	208,760	1,70,292
366,627	1,64,702	426,776	1,90,342	2,300	1,850	3,000	1,000	368,927	166,562	423,776	1,91,322
4,583,893	7,79,689	5,338,293	8,45,806	168,392	25,690	674,351	72,460	5,047,235	805,339	5,062,644	9,18,275
13,501,659	15,46,443	12,046,783	18,33,787	20,270	3,400	8,040	780	13,530,835	1,59,823	12,056,428	13,34,567
436,939	69,449	870,324	1,17,562	9,902	906	318,729	43,699	446,991	60,444	1,186,633	1,61,261
17,120	1,223	86,330	3,650	17,120	1,223	36,330	3,650
364,159	73,433	620,118	93,729	240	49	18,306	2,523	364,309	73,473	638,424	96,252
874,374	155,008	942,571	1,91,575	2,400	425	1,200	140	876,574	185,433	943,771	1,91,116
49,212	8,043	48,533	8,379	49,212	8,043	48,533	8,379
1,029	828	725	449	60	60	800	270	1,098	858	1,515	719
632	1,300	907	2,045	632	1,300	907	2,045
...	3,25,137	...	3,16,228	...	813	...	335	...	3,26,000	...	3,16,563
...	70,060	...	68,734	...	19,472	...	20,845	...	89,532	...	89,579
994	89,608	984	78,260	806	13,398	1,120	15,842	1,800	1,03,007	2,054	93,562
...	23,168	...	13,092	34	...	23,168	...	14,028
7,668	1,50,105	5,274	69,802	77	1,325	7,864	1,50,105	5,340	71,127
...	400	100	400	100
...	10	...	400	10	...	400
...	21,777	...	23,198	...	3,937	...	1,171	...	25,714	...	29,364
222	7,310	258	8,768	222	7,310	258	8,768
...	6,620	...	2,758	...	125	...	427	...	6,745	...	3,155
13,337	10,09,937	281,491	12,74,224	22	177	167	873	213,359	10,10,114	281,809	12,76,097
24,266	5,89,343	27,916	8,77,960	9,149	1,56,230	3,109	49,212	33,415	7,45,673	31,025	9,27,172
...	6,956	...	7,467	...	730	...	250	...	7,888	...	7,717
14,890	6,77,201	11,944	5,23,041	52	2,030	14,098	679,351	11,944	5,23,031
172,478	141,994	141,994	...	340	173,318	141,984	141,984	...
19,696	22,550	22,550	14,30,366	33	1,040	19,729	22,550	22,550	14,30,366
1,581,170	1,550	1,549,849	6,930	...	30	...	1,670	1,584,376	1,586	1,549,849	8,600
...	26,275	...	650	...	2,20,706	...	1,54,125	...	246,080	...	1,54,775
...	3,112	...	7,810	...	37,700	...	39,600	...	40,812	...	47,410
...	16,797	...	13,963	...	1,260	...	1,550	...	18,057	...	15,513
...	4,657	...	4,586	...	150	...	105	...	4,807	...	4,691
217	588	184	309	217	588	184	309
58	496	116	545	68	495	116	645
4	27	110	541	4	27	110	541
...	...	14	76	14	76
...	1,895	...	2,295	300	...	1,895	...	2,595
...	4,112	...	8,913	4,112	...	8,913
26	988	988
350	15,922	118	5,778	138	4,961	132	6,450	484	20,343	203	12,224
36	1,319	98	3,365	19	455	102	3,375	52	1,774	291	2,240
1,749	15,544	2,693	23,076	334	1,300	576	7,130	2,083	16,944	3,169	36,206
232	508	230	832	292	1,253	218	359	524	1,851	445	1,491
537	10,572	188	2,265	837	10,872	188	2,265
843	6,508	552	4,068	843	6,508	552	4,068

D.—TRADE

(2).—Quantities and Value of the Principal and other Articles of Merchandise and Value of Ports in British India from the Port of Aden

Articles.	Denomination.	UNITED KINGDOM.				AUSTRIA.			
		1884-85.		1885-86.		1884-85.		1885-86.	
		Quantity.	Value.	Quantity.	Value.	Quantity.	Value.	Quantity.	Value.
		Rs.	Rs.	Rs.	Rs.	Rs.	Rs.	Rs.	
Metals—continued.									
Tin—									
Unwrought	Cwt.
Other sorts	"
Zinc or Spelter... ..	"
All other sorts, unenumerated	"
Oils									
Paints, Colours and Painter's Materials	Value	30
Paper and Pasteboard	"
Provisions...	"	...	100	...	105	...	50	...	80
Railway Plant and Rolling Stock	"
Salt									
Seeds—									
Til or Gingelly	Cwt.
Other sorts	"
Shells and Cowries	Value	...	18,832	...	16,002	...	1,90,811	...	2,56,827
Silk—									
Raw	Lbs.
Manufactures—									
Piece-goods	Yards
Other sorts...	Value
Spices	Lbs.	44,016	11,340	39,892	8,958	69,216	10,560	38,040	8,850
Sugar, Sugar-candy and other Saccharine									
Produce...	Cwt.
Tea	Lbs.	20	48	24	30	1,220	500
Tobacco—									
Unmanufactured	Lbs.
Manufactured	"	40	12	400	200	400	200	100	50
Toys and Requisites for Games	Value	...	150
Umbrellas	No.
Wax (excluding Candles)	Cwt.	14	50	34	2,432	82	5,345
Wood and Timber and Manufactures there- of (including Fire-wood)	Value
Wool—									
Raw	Lbs.	6,720	200
Manufactures of									
Piece-goods	Yards	200	600	...	1,600	...	1,880	...	250
Other sorts	Value
All other Articles, unenumerated	"	...	17,394	...	26,370	...	2,830	...	2,400
Total ...	Value	14,02,780	...	19,01,470	...	11,84,467	...	7,50,425
Treasure—									
Gold	Value	...	12,240	...	4,200	1,820
Silver	"	660	...	11,700
Total ...	Value	12,240	...	4,200	...	660	...	13,520
Grand Total of Exports of Merchandise and Treasure ...	Value	14,15,039	...	19,06,760	...	11,85,127	...	7,63,945

—continued.

Treasure (exclusive of Government Stores and Treasure) exported to Foreign Countries and during the two official years 1884-85 and 1885-86—continued.

FRANCE.				ITALY.				MAURITIUS.			
1884-85.		1885-86.		1884-85.		1885-86.		1884-85.		1885-86.	
Quantity.	Value.	Quantity.	Value.	Quantity.	Value.	Quantity.	Value.	Quantity.	Value.	Quantity.	Value.
	Rs.		Rs.		Rs.		Rs.		Rs.		Rs.
...
...
...
...
...	100	...	020	...	280	...	250	1,950
...
...
...
15	184 10,590	...	17,700	...	00	...	100
...
...
13,720	4,150	16,240	5,025	2,402	1,180
...
...
160	75	610	300
...
...
...
...
...	7,140	...	2,200	...	440	...	2,205	...	2,400
...	17,29,720	...	18,46,831	...	1,74,311	...	1,51,662	...	1,02,857	...	16,473
...	9,030	...	16,108	33,302	...	25,976
...	9,030	...	16,108	33,302	...	25,976
...	17,28,760	...	18,61,934	...	1,74,311	...	1,51,662	...	1,26,159	...	42,449

D.—TRADE

(2).—Quantities and Value of the Principal and other Articles of Merchandise and Value of Treasure Ports in British India from the Port of Aden

Articles.	Denomination.	UNITED STATES.				AFRICA.			
		1884-85.		1885-86.		1884-85.		1885-86.	
		Quantity.	Value.	Quantity.	Value.	Quantity.	Value.	Quantity.	Value.
			Rs.		Rs.		Rs.		Rs.
Metals—continued.									
Tin—									
Unwrought ...	Cwt.					17		2½	130
Other sorts ...	"								
Zinc or Spelter...	"					88½	1,201	162½	1,990
All other sorts, unenumerated	"					34½	630	24½	636
Oils	Gallons					14,853	13,047	57,379	28,894
Paints, Colours and Painter's Materials	Value						513		880
Paper and Pasteboard	"						884		1,221
Provisions	"		100		50		2,55,376		358,452
Railway Plant and Rolling Stock	"								
Salt	Tons					8½	258	8½	174
Seeds—									
Til or Gingelly	Cwt.					62	717	19½	166
Other sorts	"					100	1,015	461½	8,283
Shells and Cowries	Value				1,500		370		173
Silk—									
Raw	Lbs.					440	2,596	872	2,186
Manufactures—									
Piece-goods	Yards					2,703	4,917	62,71	4,912
Other sorts	Value						5,290		4,531
Spices	Lbs.	2,128	520			80,500	16,450	5,3261	9,833
Sugar, Sugar-candy and other Saccharine									
Produce	Cwt.					2,657	59,279	4,827½	66,584
Tea	Lbs.					551	316	947	540
Tobacco—									
Unmanufactured	Lbs.					171,213	1,80,711	16,20,512	66,903
Manufactured...	"					3,906	2,163	25,011	11,939
Toys and Requisites for Games	Value		36			2,306	308	4,379	477
Umbrellas	No.					281	320	1,122	1,422
Wax (excluding Candles)	Cwt.								
Wood and Timber and Manufactures there- of (including Fire-wood)	Value						24,530		23,230
Wool—									
Raw	Lbs.								
Manufactures of—									
Piece goods	Yards					2,410	2,763	5,784	8,025
Other sorts	Value		300		250		33,600		3,006
All other Articles, unenumerated	"		600				22,239		42,297
Total	Value		22,62,906		2,718,906		31,35,716		3,510,468
Treasure—									
Gold	Value						30,200		
Silver	"						4,96,796		4,90,886
Total	Value						5,26,996		4,90,886
Grand Total of Exports of Merchandise and Treasure	Value		22,62,906		2,718,906		36,62,712		40,01,349

—continued.

(exclusive of Government Stores and Treasure) exported to Foreign Countries and during the two official years 1884-85 and 1885-86—continued.

ARABIA.				CHINA.				PERU.			
1884-85.		1885-86.		1884-85.		1885-86.		1884-85.		1885-86.	
Quantity.	Value.	Quantity.	Value.	Quantity.	Value.	Quantity.	Value.	Quantity.	Value.	Quantity.	Value.
	Rs.		Rs.		Rs.		Rs.		Rs.		Rs.
26½	1,280	32	1,388
57	739	3	10
59½	1,818	49½	1,396	1	14
95,022½	46,017	79,644½	29,236	510	167	6,150	3,291
...	1,775	...	856	6
...	1,361	...	7,334	36
...	1,27,058	...	1,67,595	...	678	...	4,400	...	1,950	...	300
1	26
3,456	20,048	7,180½	67,812
422	3,723	660	4,608
...	26	...	24
19,694	52,623	16,948	48,850
63,756	71,370	43,795	55,965
...	4,081	...	6,022	...	650
713,342	1,70,734	720,972	149,001
19,354	2,61,416	20,023½	2,66,399	397	6,192	126	2,014
50	50	178	91	119	27
1,205,055	1,52,415	928,206	1,33,950
...	...	20	10	F 784	430
105	255	96	120
½	13	½	24
...	10,732	...	21,218	154	...	68
4,315	5,625	3,006	3,550
...	25,457	...	1,965	500
...	17,322	...	14,765	521
...	33,722,006	...	34,74,988	...	10,528	...	13,069	...	16,567	...	28,374
...	3,600
...	4,75,065	...	6,75,171	4,050	...	12,525
...	4,70,205	...	6,75,171	4,050	...	12,525
...	3,851,271	...	41,50,150	...	10,528	...	13,069	...	20,617	...	40,899

D. TRADE

(2).—Quantities and Value of the Principal and other Articles of Merchandise and Value of Treasure Ports in British India from the Port of Aden

Articles.	Denomination.	STRAITS SETTLEMENTS.				OTHER COUNTRIES.			
		1884-85.		1885-86.		1884-85.		1885-86.	
		Quantity.	Value.	Quantity.	Value.	Quantity.	Value.	Quantity.	Value.
			Rs.		Rs.		Rs.		Rs.
Metals—continued.									
Tin—									
Unwrought ...	Cwt.					31	150	1	7
Other sorts ...	"								
Zinc or spelter...	"								
All other sorts, unenumerated	"	14½	780			2	28	6	90
Oils	Gallons...					1,197	1,862	9,917	3,102
Paints, Colours and Painter's Materials	Value						92		85
Paper and Pasteboard	"		700		520		14		
Provisions...	"		32,040		23,594		14,004		17,302
Railway Plant and Rolling Stock	"								
Salt...	Tons					1	47		
Seeds—									
Til or Gingelly	Cwt.								
Other sorts	"					7	73	5½	75
Shells and Cowries	Value		6,345		2,550		1,780		2,310
Silk—									
Raw	Lbs.								
Manufactures—									
Piece-goods	Yards	2,000	2,000	1,100	1,600	50	50	200	217
Other sorts	Value								24
Spices	Lbs.	34	170			66,598	19,920	26,341	7,128
Sugar, Sugar-candy and other Saccharine Produce	Cwt.	12	30			621	9,300	111	1,355
Tea...	Lbs.					222	143	3,481	1,125
Tobacco—									
Unmanufactured	Lbs.					260,322	47,118	223,114	45,645
Manufactured	"					F 78	160	503	268
Toys and Requisites for Games	Value					C 700	140	673	82
Umbrellas...	No.								
Wax (excluding Candles)	Cwt.	14	700	15	1,100			5	300
Wood and Timber and Manufactures thereof (including Fir-wood)	Value						3,551		612
Wool—									
Raw	Lbs.							840	100
Manufactures of—									
Piece-goods	Yards	1,500	2,500			100	90		
Other sorts...	Value				250		1,790		1,200
All other Articles unenumerated	"		190		310		11,471		12,695
Total	Value		91,593		87,008		620,617		514,671
Treasure—									
Gold	Value				6,500		2,319		
Silver	"		105,846		84,304		43,976		76,415
Total	Value		105,846		90,804		51,785		76,415
Grand Total of Exports of Merchandise and Treasure	Value		197,439		1,78,412		672,402		5,89,986

—continued.

(exclusive of Government Stores and Treasure) exported to Foreign Countries and during the two official years 1884-85 and 1885-86—concluded.

TOTAL OF FOREIGN COUNTRIES.				INDIA.				TOTAL.			
1884-85.		1885-86.		1884-85.		1885-86.		1884-85.		1885-86.	
Quantity.	Value.	Quantity.	Value.	Quantity.	Value.	Quantity.	Value.	Quantity.	Value.	Quantity.	Value.
	Rs.		Rs.		Rs.		Rs.		Rs.		Rs.
80½	1,447	84½	1,525	5½	190	78	3,800	85½	1,637	112½	5,325
...
145½	1,940	163½	2,000	18	150	12	150	168½	2,020	175½	2,150
...
111½	2,720	80½	2,123	8	100	13	300	110½	2,320	99½	2,428
...
111,582½	61,153	153,000½	64,523	17	27	111,582½	61,153	153,107½	64,550
...	2,380	...	1,857	2,380	...	1,857
...	3,059	...	9,175	...	146	...	2,244	...	3,205	...	11,419
...	429,592	...	580,284	...	84,960	...	83,429	...	514,552	...	6,65,713
...	300	300
12½	331	8½	174	12½	331	8½	174
...
3,518	30,665	7,199½	67,978	3,518	30,665	7,199½	67,978
544	4,975	1,017	8,026	13	85	544	4,975	1,030	8,111
...	2,34,374	...	290,506	...	51,796	...	17,590	...	2,36,170	...	314,156
...
20,134	55,218	17,520	51,036	880	1,300	21,014	57,019	17,520	51,036
...
50,458	78,187	47,814	61,794	550	800	200	500	60,008	78,987	48,014	62,294
...	10,077	...	11,247	3,000	...	10,077	...	14,247
...
992,096	2,44,004	889,446	1,88,591	13,048	3,980	37,800	7,900	1,005,144	2,47,934	927,246	1,96,491
...
23,080½	310,217	25,088½	326,352	2	35	23,080½	3,16,217	25,090½	3,26,357
840	557	5,969	2,318	2,118	306	840	557	8,085	2,619
...
3,197,095	380,244	2,776,892	276,498	112	16	3,197,207	3,80,260	27,76,892	2,76,498
5,416	3,030	26,374	12,767	448	280	1,200	600	5,564	3,310	27,774	13,367
3,096	448	5,052	559	3,096	448	5,052	559
...	190	...	100	190	...	100
...
386	575	1,218	1,542	386	575	1,218	1,542
49½	3,195	111½	7,105	29	2,020	15	1,015	78½	5,215	126½	8,120
...	30,567	...	60,128	...	5,999	...	550	...	45,566	...	50,678
...	...	7,560	300	15,232	2,247	4,368	550	15,232	2,247	11,928	850
...
8,525	11,481	8,790	9,575	650	270	8,525	11,481	9,440	9,845
...	68,467	...	8,021	375	...	68,467	...	8,996
...
...	82,535	...	105,078	...	20,721	...	26,656	...	1,03,256	...	1,31,729
...
...	1,41,04,076	...	150,13,620	...	7,01,829	...	6,30,420	...	1,48,05,907	...	1,56,44,249
...
...	57,869	...	12,610	...	17,985	...	7,828	...	76,574	...	20,438
...	11,65,294	...	18,92,080	...	11,22,042	...	17,76,630	...	22,87,336	...	31,67,710
...
...	12,23,183	...	14,04,690	...	11,40,027	...	17,83,458	...	23,63,210	...	31,88,148
...
...	1,53,27,261	...	10,418,519	...	18,41,856	...	24,13,878	...	1,71,69,117	...	1,88,32,397

D.—TRADE—continued.

(3).—Statement of Customs Duty collected on the principal and other articles of Merchandise, subject to duty, on Import and Export at Ports in the Presidency of Bombay, and in the Province of Sind, during the two official years 1884-85 and 1885-86.

Articles.	AMOUNT OF DUTY COLLECTED.								
	1884-85.				1885-86.				
	Gross.		Net.		Gross.		Net.		
	Bombay.	Sind.	Bombay.	Sind.	Bombay.	Sind.	Bombay.	Sind.	
	Rs.	Rs.	Rs.	Rs.	Rs.	Rs.	Rs.	Rs.	
IMPORTS.									
Arms, Ammunition, &c. ...	55,108	...	50,859	...	2,0776	...	53,803	...	
Liquors—									
Ale, Beer, and Porter ...	14,676	4,076	14,676	4,008	14,981	6,319	14,877	6,278	
Spirits ...	9,32,706	3,56,275	9,28,780	3,52,028	10,47,939	3,92,569	10,45,412	3,84,212	
Wines and Liqueurs ...	1,66,283	46,664	1,65,790	45,936	1,49,311	46,731	1,48,507	45,632	
Other sorts ...	72	40	72	40	36	43	36	43	
Opium ...	409	...	409	...	299	...	299	...	
Salt ...	5,535	900	5,535	895	10,111	790	10,111	776	
All other articles (excluding penalty duty) ...	563	6,628	550	5,747	1,322	7,706	1,284	7,580	
Total Duty on Imports.	Including Salt.	11,75,352	4,14,583	11,66,671	4,08,654	12,85,976	4,54,158	12,74,329	4,44,521
	Excluding do.	11,69,817	4,13,683	11,61,136	4,07,759	12,75,865	4,53,368	12,64,218	4,43,745
EXPORTS.									
Grain and Pulse—									
Rice (in the husk) ...	3	10,499	3	10,499	9,850	...	9,794	
Rice (not in the husk) ...	2,15,920	54,522	2,15,571	54,508	1,59,265	87,890	1,58,769	87,241	
All other articles (excluding penalty duty)	
Total Duty on Exports ...	2,15,923	65,021	2,15,574	65,007	1,59,265	97,740	1,58,769	97,035	
Grand Total, Duty on Imports and Exports ...	13,91,275	4,79,604	13,82,245	4,73,661	14,45,241	5,51,898	14,33,098	5,41,556	

D.—TRADE—continued.

(3.)—Statement of Customs Duty collected on the principal and other articles of Merchandise, subject to duty, on Import and Export at Ports in the Province of Sind, and at the Port of Aden, during the two official years 1884-85 and 1885-86.

Articles.	AMOUNT OF DUTY COLLECTED.							
	1885-86.				1884-86.			
	Gross.		Nett.		Gross.		Nett.	
	Aden.	Sind.	Aden.	Sind.	Aden.	Sind.	Aden.	Sind.
	Rs.	Rs.	Rs.	Rs.	Rs.	Rs.	Rs.	Rs.
IMPORTS.								
Arms, Ammunition, &c.
Liquors—								
Ale, Beer, and Porter	804	...	804	...	818	...	818	...
Spirits... ..	34,187	...	34,187	...	31,929	...	31,929	...
Wines and Liqueurs	5,835	...	5,835	...	6,174	...	6,174	...
Other sorts
Opium
Salt	9,908	...	9,908	...	11,770	...	11,770	...
All other articles (excluding penalty duty)
Total Duty on Imports								
Including Salt	50,734	...	50,734	...	50,691	...	50,691	...
Excluding Salt... ..	40,826	...	40,826	...	38,921	...	38,921	...
EXPORTS.								
Grain and Pulse—								
Rice (in the husk) ?..
Rice (not in the husk)
All other articles (excluding penalty duty)
Total Duty on Exports
Grand Total Duty on Imports and Exports .	50,734	...	50,734	...	50,691	...	50,691	...

D.—TRADE

(4).—Total Value of Merchandise (distinguishing Country from Foreign) and Treasure Imported and years 1884-85

Ports.	MERCHAN					
	COUNTRY.				Fo	
	1884-85.		1885-86.		1884-85.	
	Bombay.	Sind.	Bombay.	Sind.	Bombay.	Sind.
Rs.	Ra.	Rs.	Rs.	Rs.	Rs.	
IMPORTS INTO BOMBAY AND SIND.						
From Bengal...	1,10,69,310	4,50,677	92,69,864	2,85,818	2,25,794	2,162
" Sind ...	75,83,312	74,35,739	7,63,047
" Madras ...	1,44,67,853	1,92,054	1,26,67,296	2,24,584	1,19,717	1,649
" British Burmah ...	40,63,763	8,974	64,93,285	2,42,820	18,226
" Bombay	48,29,168	54,16,236	1,83,67,883
Total from British Ports in the Presidencies and Provinces ...	3,71,84,238	54,80,873	3,58,66,184	61,69,458	11,26,854	1,83,71,694
From British Ports within the Presidency ...	4,42,64,463	2,45,820	3,96,03,743	2,71,343	77,13,397	1,01,064
" Damaun ...	43,424	13,583	22,289	9,656	27
" Diu ...	1,80,611	1,85,541	706
" Goa ...	10,17,791	26,454	12,24,240	15,195	25,235
" Foreign Konkan ...	2,75,012	2,06,505	47
" Mabe ...	15,289	22,332	639
" Pondicherry ...	1,69,039	21,767	983	160
" Cutch ...	27,86,790	46,721	37,16,628	61,268	32,349	6,116
" Kathiawar ...	2,45,85,475	1,21,546	1,85,25,355	2,95,112	93,455	2,937
" State of Travancore ...	18,24,640	1,694	20,22,029	600	7,347
" State of Cochin ...	1,58,278	95,158
" Gáikwád's Territory ...	5,67,953	2,670	6,66,382	640	1,340
" Cambay ...	3,80,379	3,26,706	226
Total from Indian Ports not British ...	3,20,04,681	2,12,668	2,70,35,232	3,82,471	1,62,354	9,213
Total from all Ports ...	11,34,53,382	59,39,361	10,25,05,159	68,23,272	90,02,605	1,84,81,971
Government Stores and Treasure ...	2,33,157	5,79,361	3,20,885	11,17,933	1,60,480	6,25,469
EXPORTS FROM BOMBAY AND SIND.						
To Bengal ...	88,21,314	7,540	86,37,732	270	0,07,922	8,091
" Sind ...	43,87,863	48,65,293	1,81,91,719
" Madras ...	79,40,392	1,22,724	75,24,078	4,12,390	69,83,731	88,993
" British Burmah ...	5,32,857	5,36,617	9,87,843
" Bombay	73,33,127	73,87,905	10,17,306
Total to British Ports in the Presidencies and Provinces ...	2,16,82,426	74,63,391	2,15,63,720	77,00,566	2,70,71,215	10,64,390
To British Ports within the Presidency ...	4,33,02,521	2,60,796	4,03,53,053	2,96,866	75,11,473	1,03,132
" Damaun ...	13,571	7,906	7,817
" Diu ...	1,10,368	1,07,002	340	41,031
" Goa ...	7,99,763	450	9,01,830	9,21,116	500
" Foreign Konkan ...	1,14,931	1,37,982	40,124
" Mabe	25,798
" Pondicherry ...	35,680	97,859	7,277
" Cutch ...	17,09,856	5,55,269	19,15,158	7,51,193	18,72,520	55,111
" Kathiawar ...	56,50,604	7,85,658	62,69,853	11,37,708	57,82,456	95,207
" State of Travancore ...	7,61,052	10,22,215	3,25,714
" State of Cochin ...	3,65,180	2,96,118	20,289
" Gáikwád's Territory ...	2,26,575	5,367	2,74,392	1,300	89,648
" Cambay ...	1,64,607	2,04,170	1,20,921
Total to Indian Ports not British ...	90,52,187	13,46,744	1,12,34,785	18,90,541	92,55,311	1,50,818
Total to all Ports ...	7,49,37,134	90,70,931	7,31,51,558	93,87,972	4,38,37,999	18,18,340
Government Stores and Treasure ...	6,70,678	44,225	5,28,531	75,620	6,46,370	79,938

—continued.

Exported Coastwise into and from the Presidency of Bombay and the Province of Sind in the official and 1885-86.

DISE.		TOTAL.				TREASURE,			
REGION.		1884-85.		1885-86.		1884-85.		1885-86.	
Bombay.	Sind.	Bombay.	Sind.	Bombay.	Sind.	Bombay.	Sind.	Bombay.	Sind.
Rs.	Rs.	Rs.	Rs.	Rs.	Rs.	Rs.	Rs.	Rs.	Rs.
2,30,275	5,479	1,12,95,104	4,52,839	95,00,139	2,91,297
10,01,136	83,46,359	84,36,875	91,100	...	4,950	...
1,61,832	5,771	1,45,87,570	1,93,703	1,28,29,128	2,30,355	16,500	...	10,751	...
31,470	2,590	40,82,059	8,974	65,24,755	2,45,410
.....	1,81,12,501	2,31,97,051	2,35,28,737	6,70,370	9,58,579
14,24,713	1,81,26,341	3,83,11,092	2,38,52,567	3,72,90,897	2,42,95,799	1,07,600	6,70,370	15,701	9,58,579
65,06,184	1,46,469	5,19,77,860	3,46,884	4,61,09,927	4,17,812	16,64,528	...	21,58,182	...
250	43,451	13,583	22,539	9,656
682	1,81,317	1,86,223
17,670	10,43,026	26,454	12,42,010	15,195	48,010	60
3,235	2,75,059	2,09,740
323	30	15,923	22,655	30
201	2,507	1,70,022	160	21,968	2,507
17,199	9,799	28,19,139	52,837	37,34,027	71,067	1,05,124	31,427	1,58,957	41,128
1,26,077	2,580	2,46,78,930	1,24,483	1,86,51,432	2,97,692	14,77,515	8,480	23,00,616	29,917
1,124	18,31,987	1,694	20,23,153	600
.....	1,58,278	95,158
525	5,69,298	2,670	6,66,907	640	1,230
177	3,80,605	3,26,883
1,67,463	14,916	3,21,67,035	2,21,881	2,72,02,695	3,97,387	16,30,649	41,137	24,59,633	71,045
80,98,360	1,82,87,726	12,24,55,987	2,44,21,332	11,06,03,519	2,51,10,998	34,02,777	7,11,507	46,33,516	10,29,624
5,25,203	10,33,226	3,93,637	12,04,830	8,46,087	21,51,159	5,85,703	86,76,000	6,67,498	1,70,85,500
13,01,569	2,670	97,29,236	15,631	99,39,301	2,940
1,69,02,490	2,25,79,582	2,17,67,783	4,16,400	1,84,250
75,42,631	31,580	1,49,24,123	1,61,717	1,50,66,709	4,43,970	8,24,089	3,38,650
9,87,734	300	15,20,700	15,24,351	300
.....	11,63,964	83,50,433	84,51,869	96,500	5,300
2,67,34,424	11,98,514	4,87,53,641	85,27,781	4,82,98,144	88,99,079	12,40,489	96,500	5,22,900	5,300
60,42,252	1,40,993	5,08,13,994	3,63,928	4,63,95,305	4,37,859	16,75,682	20,57,134
13,584	21,388	20,890
40,102	1,51,999	1,48,004	340	300	1,600
10,35,239	17,20,879	950	19,37,069	6,46,599	5,78,300
51,672	1,55,055	1,89,654
.....	25,798
4,981	42,957	1,02,840
17,14,208	58,127	35,82,876	6,10,380	36,29,366	8,09,320	9,36,111	2,000	6,32,013
47,46,521	1,14,063	1,14,33,660	8,80,865	1,10,16,374	12,51,771	28,50,665	19,06,043
4,84,715	10,86,766	15,06,930	1,47,500	81,000
1,451	3,85,469	2,97,569
1,00,027	3,16,223	5,367	3,74,419	1,300	500
1,08,131	2,85,528	3,12,301
83,00,631	1,72,190	1,92,07,498	14,97,562	1,95,35,416	20,62,781	45,81,675	2,000	31,99,856
4,10,77,307	15,11,697	11,87,75,133	1,03,89,271	11,42,28,865	1,13,99,669	74,97,846	98,500	57,79,890	5,300
5,63,294	4,24,565	13,17,048	1,24,163	10,91,825	5,00,185	1,02,37,985	29,439	2,06,36,869	1,07,427

of India no return relating to that Port is given.

D.—TRADE

(5).—Number and Tonnage of Sailing and Steam Vessels, distinguishing their Nationality, which entered Province of Sind in the official year 1885-86,

Countries whence entered and to which cleared.			BRITISH (OTHER THAN BRITISH INDIAN).				BRITISH INDIAN.			
			Entered.		Cleared.		Entered.		Cleared.	
			Vessels.	Tons.	Vessels.	Tons.	Vessels.	Tons.	Vessels.	Tons.
United Kingdom	Steam ...	Bombay ...	363	613,101	185	330,318
		Sind ...	105	154,992	58	101,312
	Sailing ...	Bombay ...	34	51,773	6	5,739
		Sind ...	1	1,399
Austria	Steam ...	Bombay ...	13	20,817	14	22,506
		Sind
France	Sailing ...	Bombay	114	170,298
		Sind	18	26,110
Germany	Sailing ...	Bombay	4	4,376
		Sind
Holland	Sailing ...	Bombay	2	2,771
		Sind	2	2,359
Italy	Sailing ...	Bombay	8	13,273
		Sind	1	1,227
Russia	Sailing ...	Bombay	3	4,122
		Sind
Spain	Sailing ...	Bombay	20	27,934
		Sind
Africa, Eastern Coast	Sailing ...	Bombay ...	16	11,887	14	11,604
		Sind
Egypt	Sailing ...	Bombay ...	2	3,218	20	27,540
		Sind	28	36,506
Mauritius	Sailing ...	Bombay ...	14	17,739	7	6,970
		Sind ...	16	8,664	4	2,652
Réunion	Sailing ...	Bombay ...	1	394	2	836
		Sind
Central and South America.	Sailing ...	Bombay
		Sind
United States	Sailing ...	Bombay ...	6	8,883	1	1,278
		Sind ...	1	1,647
Arabia	Sailing ...	Bombay ...	12	18,173	3	3,674
		Sind ...	1	1,528
Arabia	Sailing ...	Bombay ...	14	15,972	14	17,284
		Sind ...	1	437	2	2,951

D.—TRADE

(5.)—Number and Tonnage of Sailing and Steam Vessels, distinguishing their Nationality, which entered Province of Sind in the official year 1885-86,

Countries whence entered and to which cleared.				OTHER NATIONALITIES.				TOTAL FOREIGN.			
				Entered.		Cleared.		Entered.		Cleared.	
				Vessels.	Tons.	Vessels.	Tons.	Vessels.	Tons.	Vessels.	Tons.
United Kingdom	Steam	Bombay	1	1,911	3	4,849	2	4,650	3	4,849	
		Sind	1	1,495	1	1,495	
	Sailing	Bombay	
		Sind	
Austria	Steam	Bombay	18	34,810	15	28,713	18	34,810	15	28,713	
		Sind	
	Sailing	Bombay	
		Sind	
France	Steam	Bombay	1	1,906	2	4,970	6	15,684	
		Sind	
	Sailing	Bombay	
		Sind	
Germany	Steam	Bombay	
		Sind	
	Sailing	Bombay	
		Sind	
Holland	Steam	Bombay	1	1,495	1	1,495	
		Sind	
	Sailing	Bombay	
		Sind	
Italy	Steam	Bombay	12	34,529	9	25,862	
		Sind	
	Sailing	Bombay	
		Sind	
Russia	Steam	Bombay	1	913	1	913	
		Sind	
	Sailing	Bombay	
		Sind	
Spain	Steam	Bombay	2	5,275	
		Sind	
	Sailing	Bombay	
		Sind	
Africa, Eastern Coast	Steam	Bombay	1	1,460	15	13,947	14	12,613	
		Sind	
	Sailing	Bombay	4	557	7	774	7	886	18	1,913	
		Sind	
Egypt	Steam	Bombay	
		Sind	
	Sailing	Bombay	
		Sind	
Mauritius	Steam	Bombay	1	1,906	1	1,906	
		Sind	
	Sailing	Bombay	3	1,252	2	727	4	1,444	3	919	
		Sind	
Reunion	Steam	Bombay	
		Sind	
	Sailing	Bombay	
		Sind	
Central and South America	Steam	Bombay	
		Sind	
	Sailing	Bombay	
		Sind	
United States	Steam	Bombay	
		Sind	
	Sailing	Bombay	3	4,165	
		Sind	1	1,012	
Arabia	Steam	Bombay	1	904	
		Sind	
	Sailing	Bombay	1	102	79	8,206	113	12,574	
		Sind	5	290	1	80	21	1,228	8	483	

—continued.

and cleared with Cargoes from and to Foreign Countries at Ports in the Presidency of Bombay and in the compared with the totals of the year 1884-85—continued.

NATIVE CRAFT.				GRAND TOTAL, 1885-86.				GRAND TOTAL, 1884-85.			
Entered.		Cleared.		Entered.		Cleared.		Entered.		Cleared.	
Vessels.	Tons.	Vessels.	Tons.	Vessels.	Tons.	Vessels.	Tons.	Vessels.	Tons.	Vessels.	Tons.
...	365	617,751	188	335,167	365	606,533	169	304,833
...	106	156,487	58	101,312	49	71,910	38	69,768
...	34	51,773	6	5,739	22	32,677	7	10,085
...	1	1,399
...	31	55,627	29	51,219	33	56,740	33	54,013
...
...
...	2	4,970	120	185,982	8	21,887	121	192,949
...	18	26,110	22	30,479
...	4	4,376	4	5,084
...
...	2	2,771
...	2	2,359	3	3,615
...	2	3,169
...
...	9	14,768	9	12,804
...	1	1,227	3	3,756
...	3	4,122	2	2,607
...
...	12	34,529	29	53,796	12	32,949	28	46,704
...
...
...	1	913
...
...	7	11,245	5	12,374
...	1	1,350
...
...	31	25,834	28	24,217	28	26,472	32	30,221
...
14	1,152	35	2,928	21	2,038	53	4,841	23	2,106	53	5,736
...	1	174	1	50	1	128
...
...	2	3,218	20	27,540	16	22,484
...	28	36,506	27	35,725
...
...	15	19,645	7	6,970	21	28,897	3	3,145
...
...	20	10,108	7	3,571	23	19,632	7	2,620
...	1	394	2	836	1	447	1	447
...
...
...
...
...	6	8,883	1	1,278	6	7,632	8	10,836
...	1	1,647	1	1,109
...	15	22,338	3	3,674	16	22,578	3	2,944
...	2	2,538
...
...	14	15,972	15	18,188	14	16,096	12	16,915
...	2	2,951	1	1,404
88	9,049	57	6,557	168	17,692	170	19,131	154	16,992	145	16,914
4	230	8	549	25	1,458	16	1,032	37	2,075	13	941

D.—TRADE

(5).—Number and Tonnage of Sailing and Steam Vessels, distinguishing their Nationality, which entered Province of Sind in the official year 1885-86, compared

Countries whence Entered and to which Cleared.				BRITISH (OTHER THAN BRITISH INDIAN.)				BRITISH INDIAN.			
				Entered.		Cleared.		Entered.		Cleared.	
		Vessels.	Tons.	Vessels.	Tons.	Vessels.	Tons.	Vessels.	Tons.		
Ceylon	... { Steam ...	Bombay ...	1	1,372		
		Sind		
		Bombay		
		Sind		
China—Hongkong	... { Steam ...	Bombay ...	27	36,141	22	30,375		
		Sind		
		Bombay		
		Sind		
" Treaty Ports	... { Steam ...	Bombay ...	14	26,862	29	57,027		
		Sind		
		Bombay		
		Sind		
Java	... { Steam ...	Bombay		
		Sind		
		Bombay		
		Sind		
Maldives	... { Steam ...	Bombay		
		Sind		
		Bombay	1	129		
		Sind		
Mekran and Sonmiani	... { Steam ...	Bombay		
		Sind		
		Bombay		
		Sind		
Persia	... { Steam ...	Bombay ...	52	39,945	54	41,609		
		Sind	1	437		
		Bombay		
		Sind		
Siam	... { Steam ...	Bombay		
		Sind		
		Bombay		
		Sind		
Straits Settlements	... { Steam ...	Bombay		
		Sind		
		Bombay		
		Sind		
Sumatra	... { Steam ...	Bombay		
		Sind		
		Bombay		
		Sind		
Australia	... { Steam ...	Bombay ...	15	84,441		
		Sind		
		Bombay ...	4	4,559		
		Sind		
Other Countries	... { Steam ...	Bombay ...	24	16,401	63	88,836		
		Sind	42	60,612		
		Bombay ...	1	194	1	194		
		Sind		
Total, 1885-86	... { Steam ...	Bombay ...	509	8,06,834	518	8,13,984		
		Sind ...	158	1,96,584	205	2,72,686		
		Bombay ...	68	83,800	23	21,323		
		Sind ...	3	3,319	2	836		
Total, 1884-85	... { Steam ...	Bombay ...	507	7,98,120	486	7,59,057		
		Sind ...	104	1,19,920	176	2,34,353		
		Bombay ...	68	66,610	29	27,728	2	523	...		
		Sind ...	1	447	1	447		

D.—TRADE

(5.)—Number and Tonnage of Sailing and Steam Vessels, distinguishing their Nationality, which entered Province of Sind in the official year 1885-86, compared

Countries whence Entered and to which Cleared.			OTHER NATIONALITIES.				TOTAL FOREIGN.			
			Entered.		Cleared.		Entered.		Cleared.	
			Vessels.	Tons.	Vessels.	Tons.	Vessels.	Tons.	Vessels.	Tons.
Ceylon	Steam ...	Bombay
		Sind
	Sailing .	Bombay	1	424	1	424
		Sind
China—Hongkong	Steam ...	Bombay ...	12	23,830	11	22,079	12	23,830	11	22,079
		Sind
	Sailing .	Bombay
		Sind
Treaty Ports	Steam ...	Bombay
		Sind
	Sailing .	Bombay
		Sind
Java...	Steam ...	Bombay
		Sind
	Sailing .	Bombay
		Sind
Maldives	Steam ...	Bombay
		Sind
	Sailing .	Bombay
		Sind
Mekran and Sonmiani	Steam ...	Bombay
		Sind
	Sailing .	Bombay ...	12	268	2	52	33	1,391	21	1,026
		Sind ...	30	994	32	1,270	49	1,812	59	2,499
Persia	Steam ...	Bombay
		Sind
	Sailing .	Bombay	1	163	4	770	27	5,266
		Sind ...	2	84	12	771	16	808
Siam	Steam ...	Bombay
		Sind
	Sailing .	Bombay ...	1	243	1	243
		Sind
Straits Settlements	Steam ...	Bombay
		Sind
	Sailing .	Bombay	1	243	1	243
		Sind
Sumatra	Steam ...	Bombay
		Sind
	Sailing .	Bombay
		Sind
Australis	Steam ...	Bombay
		Sind
	Sailing .	Bombay ...	1	698	1	698	2	1,028	1	698
		Sind
Other Countries	Steam ...	Bombay
		Sind
	Sailing .	Bombay ...	1	157	1	157	70	9,870	10	1,739
		Sind	46	4,264	19	1,990
Total, 1885-86	Steam ...	Bombay ...	33	63,917	32	59,955	62	118,642	63	118,387
		Sind ...	1	1,495	1	1,495
	Sailing .	Bombay ...	23	3,277	16	2,238	203	28,003	195	24,802
		Sind ...	37	1,368	33	1,300	130	9,261	102	5,180
Total, 1884-85	Steam ...	Bombay ...	34	61,164	32	57,358	74	139,500	75	142,037
		Sind
	Sailing .	Bombay ...	30	4,385	27	3,258	234	38,084	197	25,385
		Sind ...	28	1,198	22	978	154	10,601	113	6,436

D.—TRADE

(C).—Number and Tonnage of Sailing and Steam Vessels, distinguishing their Nationality, which entered Province of Sind in the official year 1885-86,

Countries whence Entered and to which Cleared.			BRITISH (OTHER THAN BRITISH INDIAN).				BRITISH INDIAN.			
			Entered.		Cleared.		Entered.		Cleared.	
			Vessels.	Tons.	Vessels.	Tons.	Vessels.	Tons.	Vessels.	Tons.
United Kingdom	...	Steam ...	Bombay ...	3	5,029
			Sind
Austria	...	Sailing ...	Bombay
			Sind
France	...	Steam ...	Bombay
			Sind
Germany	...	Sailing ...	Bombay
			Sind
Holland	...	Steam ...	Bombay
			Sind
Italy...	...	Sailing ...	Bombay ...	1	978
			Sind
Russia...	...	Steam ...	Bombay
			Sind
Spain	Sailing ...	Bombay
			Sind
Africa, Eastern Coast	...	Steam ...	Bombay
			Sind
Egypt...	...	Sailing ...	Bombay ...	16	24,884
			Sind ...	3	3,889
Mauritius	...	Steam ...	Bombay
			Sind
Réunion	...	Sailing ...	Bombay
			Sind
Central and South America	...	Steam ...	Bombay
			Sind
United States	...	Sailing ...	Bombay
			Sind
Arabia...	...	Steam ...	Bombay ...	1	1,469
			Sind ...	2	2,537

D.—TRADE

(6).—Number and Tonnage of Sailing and Steam Vessels, distinguishing their Nationality, which entered Province of Sind in the official year 1885-86,

Countries whence entered and to which cleared.	OTHER NATIONALITIES.				TOTAL FOREIGN.			
	Entered.		Cleared.		Entered.		Cleared.	
	Vessels.	Tons.	Vessels.	Tons.	Vessels.	Tons.	Vessels.	Tons.
United Kingdom	Steam	Bombay
		Sind
	Sailing	Bombay
		Sind
Austria	Steam	Bombay
		Sind
	Sailing	Bombay
		Sind
France	Steam	Bombay
		Sind
	Sailing	Bombay
		Sind
Germany	Steam	Bombay
		Sind
	Sailing	Bombay
		Sind
Holland	Steam	Bombay
		Sind
	Sailing	Bombay
		Sind
Italy	Steam	Bombay
		Sind
	Sailing	Bombay
		Sind
Russia	Steam	Bombay
		Sind
	Sailing	Bombay
		Sind
Spain	Steam	Bombay
		Sind
	Sailing	Bombay
		Sind
Africa, Eastern Coast	Steam	Bombay
		Sind
	Sailing	Bombay
		Sind
Egypt	Steam	Bombay
		Sind
	Sailing	Bombay
		Sind
Mauritius	Steam	Bombay
		Sind
	Sailing	Bombay
		Sind
Réunion	Steam	Bombay
		Sind
	Sailing	Bombay
		Sind
Central and South America	Steam	Bombay
		Sind
	Sailing	Bombay
		Sind
United States	Steam	Bombay
		Sind
	Sailing	Bombay
		Sind
Arabia	Steam	Bombay
		Sind
	Sailing	Bombay
		Sind

D.—TRADE

(C).—Number and Tonnage of Sailing and Steam Vessels, distinguishing their Nationality, which entered Province of Sind in the official year 1885-86,

Countries whence Entered and to which Cleared.			BRITISH (OTHER THAN BRITISH INDIAN).				BRITISH INDIAN.			
			Entered.		Cleared.		Entered.		Cleared.	
			Vessels.	Tons.	Vessels.	Tons.	Vessels.	Tons.	Vessels.	Tons.
Ceylon...	{ Steam ...	{ Bombay ...	2	1,385	33	59,859
		{ Sind ...	1	1,388		
China—Hongkong ...	{ Steam ...	{ Bombay
		{ Sind
" Treaty Ports	{ Sailing ...	{ Bombay
		{ Sind
Java ...	{ Steam ...	{ Bombay
		{ Sind
Maldives ...	{ Sailing ...	{ Bombay
		{ Sind
Mekran and Sonmiani	{ Steam ...	{ Bombay	1	1,640
		{ Sind
Persia ...	{ Sailing ...	{ Bombay	1	1,803
		{ Sind
Siam ...	{ Steam ...	{ Bombay
		{ Sind
Straits Settlements...	{ Sailing ...	{ Bombay
		{ Sind
Sumatra ...	{ Steam ...	{ Bombay
		{ Sind
Australia ...	{ Sailing ...	{ Bombay ...	1	2,343
		{ Sind
Other Countries ...	{ Steam ...	{ Bombay ...	23	33,569	2	2,312
		{ Sind ...	29	41,106		
Total, 1885-86	{ Sailing ...	{ Bombay ...	47	69,657	36	63,974
		{ Sind ...	35	48,920		
Total, 1884-85	{ Steam ...	{ Bombay ...	2	2,760	1	1,640
		{ Sind
Total, 1884-85	{ Sailing ...	{ Bombay ...	56	78,848	32	51,367
		{ Sind ...	42	57,950		
	{ Steam ...	{ Bombay ...	1	1,270
		{ Sind

D.—TRADE

(6).—Number and Tonnage of Sailing and Steam Vessels, distinguishing their Nationality, which entered Province of Sind in the official year 1885-86,

Countries whence entered and to which cleared.				OTHER NATIONALITIES.				TOTAL FOREIGN.			
				Entered.		Cleared.		Entered.		Cleared.	
				Vessels.	Tons.	Vessels.	Tons.	Vessels.	Tons.	Vessels.	Tons.
Ceylon...	Steam ...	Bombay		
		Sind		
	Sailing ...	Bombay	3	1,950		
		Sind		
China—Hongkong ...	Steam ...	Bombay	1	2,733		
		Sind		
, Treaty Ports ...	Sailing ...	Bombay		
		Sind		
Java ...	Steam ...	Bombay		
		Sind		
	Sailing ...	Bombay		
		Sind		
Maldives ...	Steam ...	Bombay		
		Sind		
	Sailing ...	Bombay		
		Sind		
Mekran and Sonmiani ...	Steam ...	Bombay		
		Sind		
	Sailing ...	Bombay ...	1	51	2	36	1	51	2		
		Sind	5	154	7	36	
Persia ...	Steam ...	Bombay		
		Sind		
	Sailing ...	Bombay		
		Sind		
Siam ...	Steam ...	Bombay		
		Sind		
	Sailing ...	Bombay		
		Sind		
Straits Settlements ...	Steam ...	Bombay		
		Sind		
	Sailing ...	Bombay		
		Sind		
Sumatra ...	Steam ...	Bombay		
		Sind		
	Sailing ...	Bombay		
		Sind		
Australia ...	Steam ...	Bombay	1	2,663		
		Sind		
	Sailing ...	Bombay		
		Sind		
Other Countries ...	Steam ...	Bombay ...	2	3,000	4	7,739	...		
		Sind		
	Sailing ...	Bombay	1	119	...		
		Sind	1	48	
Total, 1885-86 ...	Steam ...	Bombay ...	2	3,000	6	13,135	...		
		Sind		
	Sailing ...	Bombay ...	1	51	2	36	1	119	5		
		Sind	5	154	3	174	8	1,986	
Total, 1884-85 ...	Steam ...	Bombay ...	3	4,825	5	8,410	...		
		Sind	1	1,277	1	1,277	
	Sailing ...	Bombay	3	76	1	111	6		
		Sind ...	1	30	4	54	1	30	11	1,783	

—continued.

and cleared in Ballast from and to Foreign Countries at Ports in the Presidency of Bombay and in the compared with the totals of the year 1884-85—concluded.

NATIVE CRAFT.				GRAND TOTAL, 1885-86.				GRAND TOTAL, 1884-85.			
Entered.		Cleared.		Entered.		Cleared.		Entered.		Cleared.	
Vessels.	Tons.	Vessels.	Tons.	Vessels.	Tons.	Vessels.	Tons.	Vessels.	Tons.	Vessels.	Tons.
...	2	1,385	33	59,859	9	11,833	23	39,432
...	1	1,388	5	7,775
...	3	1,950
...
...	1	2,733
...
...
...
...	1	2,020
...
1	145	1	184	1	145	1	184
...
...
3	62	3	96	4	113	6	1,772	6	372
...	...	16	561	23	830	3	115	15	345
...	1	1,803
...	2	1,677
...	1	191
...
...
...
...	2	5,006	1	1,743
...
...
...	27	41,308	2	2,312	33	47,993	5	6,813
...	29	41,106	24	33,499
...	1	119	2	1,381	1	1,413
...	...	7	605	8	713	7	500
...	53	82,792	36	63,974
...	35	48,920
1	145	4	280	4	3,024	10	3,906
4	106	24	1,333	7	280	32	1,650
...	61	85,258	32	51,367
...	43	59,227	2	1,677
2	85	14	52	2	1,381	7	1,785
...	694	3	115	25	1,207

D.—TRADE

(C).—Number and Tonnage of Sailing and Steam Vessels, distinguishing their Nationality, in the official year 1885-86, compared

Countries whence entered and to which cleared.	BRITISH (OTHER THAN BRITISH INDIAN).				BRITISH INDIAN.				
	Entered.		Cleared.		Entered.		Cleared.		
	Vessels.	Tons.	Vessels.	Tons.	Vessels.	Tons.	Vessels.	Tons.	
United Kingdom	{ Steam ... Aden ...	263	471,647	295	540,966
	{ Sailing . Aden
Austria	{ Steam ... Aden ...	8	12,817	10	16,366
	{ Sailing . Aden
France	{ Steam ... Aden ...	2	1,702	67	98,211
	{ Sailing . Aden
Germany	{ Steam ... Aden ...	1	1,513	1	1,407
	{ Sailing . Aden
Holland	{ Steam ... Aden	5	6,027
	{ Sailing . Aden
Italy	{ Steam ... Aden ...	3	4,801	28	39,627
	{ Sailing . Aden
Russia... ..	{ Steam ... Aden ...	1	2,157	1	1,211
	{ Sailing . Aden
Spain	{ Steam ... Aden	5	6,295
	{ Sailing . Aden
Africa, Eastern Coast	{ Steam ... Aden ...	45	26,447	40	20,511
	{ Sailing . Aden
Egypt	{ Steam ... Aden ...	6	7,757	68	87,344
	{ Sailing . Aden
Mauritius	{ Steam ... Aden
	{ Sailing . Aden
Réunion	{ Steam ... Aden
	{ Sailing . Aden
Malta	{ Steam ... Aden	30	39,014
	{ Sailing . Aden
United States	{ Steam ... Aden ...	4	6,276	6	10,078
	{ Sailing . Aden
Arabia	{ Steam ... Aden ...	21	19,898	25	26,323	7	8,056	8	8,837
	{ Sailing . Aden	1	1,007
Ceylon	{ Steam ... Aden ...	2	2,450	3	4,797
	{ Sailing . Aden
China—Hongkong	{ Steam ... Aden
	{ Sailing . Aden
„ Treaty Ports	{ Steam ... Aden ...	12	22,598	11	14,957
	{ Sailing . Aden
Java	{ Steam ... Aden ...	4	7,373
	{ Sailing . Aden
Turkey in Europe	{ Steam ... Aden	1	911
	{ Sailing . Aden
Turkey in Asia	{ Steam ... Aden ...	20	24,512	17	19,855
	{ Sailing . Aden
Persia	{ Steam ... Aden ...	9	10,473	6	7,434
	{ Sailing . Aden
Siam	{ Steam ... Aden	2	394
	{ Sailing . Aden
Straits Settlements	{ Steam ... Aden ...	16	19,923	8	11,264
	{ Sailing . Aden
Russia in Asia	{ Steam ... Aden	1	2,157
	{ Sailing . Aden
Australia	{ Steam ... Aden ...	35	78,108	50	104,661
	{ Sailing . Aden
Other Countries	{ Steam ... Aden ...	27	15,817	51	51,772
	{ Sailing . Aden
Total, 1885-86	{ Steam ... Aden ...	479	736,499	731	1,120,662	7	8,056	8	8,837
	{ Sailing . Aden	1	1,007
Total, 1884-85	{ Steam ... Aden ...	436	701,838	640	10,23,532	9	10,682	7	8,361
	{ Sailing . Aden	1	559	1	324	2	1,465

—continued.

which entered and cleared from and to Foreign Countries at the Port of Aden with the totals of the year 1884-85.

FRENCH.				ITALIAN.				AMERICAN.				ARAB.			
Entered.		Cleared.		Entered.		Cleared.		Entered.		Cleared.		Entered.		Cleared.	
Ves- sels.	Tons.	Ves- sels.	Tons.	Ves- sels.	Tons.	Ves- sels.	Tons.	Ves- sels.	Tons.	Ves- sels.	Tons.	Ves- sels.	Tons.	Ves- sels.	Tons.
1	727	3	3,345
68	141,214	73	151,368
...	16	40,718	18	44,157
34	6,965	34	7,809	30	16,341	30	16,341	2	1,499	1	469
...	...	4	9,699
1	1,605	5	6,127
7	9,468	4	4,421
...	...	1	2,602
1	1,659	2	1,373	3	2,403
7	16,062	5	11,662
20	46,946	24	55,442
1	2,230
3	3,345	2	1,632
...	...	1	1,659
5	12,770	2	1,934	2	3,858	3	5,662
21	52,196	23	65,504
169	2,95,087	186	3,23,294	48	60,917	51	66,160	4	2,872	4	2,872
157	275,555	159	2,79,907	38	30,388	41	44,496	4	3,027	4	3,027
...	1	681	1	681	1	647	1	647

in Statement No. 7.

D.—TRADE

(6).—Number and Tonnage of Sailing and Steam Vessels, distinguishing their Nationality, in the official year 1885-86, compared

Countries whence entered and to which cleared.	OTHER NATIONALITIES.				TOTAL FOREIGN.				
	Entered.		Cleared.		Entered.		Cleared.		
	Vessels.	Tons.	Vessels.	Tons.	Vessels.	Tons.	Vessels.	Tons.	
United Kingdom	{ Steam ... Aden ...	10	18,275	11	21,094	11	19,002	14	24,439
	{ Sailing . Aden
Austria	{ Steam ... Aden ...	21	40,642	21	39,372	21	40,642	21	39,372
	{ Sailing . Aden
France	{ Steam ... Aden	7	9,787	68	141,214	80	161,155
	{ Sailing . Aden
Germany	{ Steam ... Aden ...	14	15,656	2	3,076	14	15,656	2	3,076
	{ Sailing . Aden
Holland	{ Steam ... Aden ...	4	5,860	25	40,664	4	5,860	25	40,664
	{ Sailing . Aden
Italy	{ Steam ... Aden	16	40,718	18	44,157
	{ Sailing . Aden
Russia... ..	{ Steam ... Aden ...	4	7,608	3	4,760	4	7,608	3	4,760
	{ Sailing . Aden
Spain	{ Steam ... Aden ...	8	18,449	6	13,252	8	18,449	6	13,252
	{ Sailing . Aden
Africa, Eastern Coast	{ Steam ... Aden ...	7	4,488	12	7,382	73	29,293	77	32,001
	{ Sailing . Aden
Egypt... ..	{ Steam ... Aden ...	30	19,826	40	32,307	30	19,826	44	42,006
	{ Sailing . Aden
Mauritius	{ Steam ... Aden	1	1,505	5	6,127
	{ Sailing . Aden
Réunion	{ Steam ... Aden	7	9,408	4	4,421
	{ Sailing . Aden
Malta	{ Steam ... Aden	12	14,308	13	16,910
	{ Sailing . Aden
United States	{ Steam ... Aden
	{ Sailing . Aden
Arabia	{ Steam ... Aden ...	8	5,393	8	8,355	11	8,425	11	10,758
	{ Sailing . Aden
Ceylon... ..	{ Steam ... Aden
	{ Sailing . Aden
China—Hongkong	{ Steam ... Aden	1	2,011	7	16,062	6	13,673
	{ Sailing . Aden
" Treaty Ports	{ Steam ... Aden ...	1	1,047	3	3,145	21	47,993	27	58,587
	{ Sailing . Aden
Java	{ Steam ... Aden ...	30	48,728	4	5,860	31	50,958	4	5,860
	{ Sailing . Aden
Turkey in Europe	{ Steam ... Aden ...	5	5,082	2	2,232	5	5,082	2	2,232
	{ Sailing . Aden
Turkey in Asia	{ Steam ... Aden	3	3,345	2	1,632
	{ Sailing . Aden
Persia... ..	{ Steam ... Aden	1	1,659
	{ Sailing . Aden
Siam	{ Steam ... Aden ...	1	1,144	1	1,144
	{ Sailing . Aden
Straits Settlements	{ Steam ... Aden ...	11	15,049	4	5,481	18	31,677	9	13,077
	{ Sailing . Aden
Russia in Asia	{ Steam ... Aden	6	8,503	6	8,503
	{ Sailing . Aden
Australia	{ Steam ... Aden ...	2	2,977	7	11,255	2	2,977	7	11,255
	{ Sailing . Aden
Other Countries	{ Steam ... Aden ...	14	29,441	13	29,805	35	81,637	41	95,399
	{ Sailing . Aden
Total, 1885-86	{ Steam ... Aden ...	170	239,665	187	262,649	391	698,541	428	654,975
	{ Sailing . Aden
Total, 1884-85	{ Steam ... Aden ...	223	309,436	235	322,866	422	627,406	439	650,096
	{ Sailing . Aden	1	790	2	1,328	3	2,118

—continued.

which entered and cleared from and to Foreign Countries at the Port of Aden with the totals of the year 1884-85—concluded.

NATIVE CRAFT				GRAND TOTAL, 1895-86.				GRAND TOTAL, 1884-85.			
Entered.		Cleared.		Entered.		Cleared.		Entered.		Cleared.	
Vessels.	Tons.	Vessels.	Tons.	Vessels.	Tons.	Vessels.	Tons.	Vessels.	Tons.	Vessels.	Tons.
...	274	490,849	309	574,425	267	460,680	301	547,730
...	29	53,459	31	55,738	27	47,228	31	50,341
...	70	142,916	147	259,366	62	131,260	135	227,599
...	15	17,189	3	4,543	11	10,296	7	9,028
...	4	5,860	30	46,691	9	13,518	47	77,041
...	19	45,519	46	83,784	15	34,828	37	68,083
...	5	9,765	4	5,971	5	10,271	8	14,085
...	8	18,440	11	19,547	9	19,695	9	17,888
...	118	55,740	117	52,512	88	51,962	88	45,517
732	20,842	677	19,180	732	20,842	677	19,180	673	19,677	651	18,924
...	36	27,583	112	129,350	20	21,706	102	117,059
...	1	1,505	5	6,127	1	1,503	2	2,494
...	7	9,468	4	4,421	3	3,874	2	2,068
...	43	55,924	45	59,309
...	4	6,276	6	10,078	7	9,929	19	31,408
...	39	36,379	44	45,918	39	40,312	28	32,371
384	13,332	422	17,515	384	13,332	423	18,558	406	12,483	470	22,567
...	2	2,480	3	4,797	4	5,240	2	2,502
...	7	16,062	6	13,673	13	28,524	18	35,307
...	33	70,591	38	73,544	27	54,447	24	47,308
...	35	58,331	4	5,860	48	77,542	10	13,450
...	5	5,082	3	3,143	8	9,121	6	5,995
...	23	27,857	19	21,487	35	38,531	21	21,670
42	6,377	30	3,538	42	6,377	30	3,538	49	6,587	17	1,974
...	9	10,473	7	9,093
3	291	13	2,610	3	291	13	2,610	4	687	9	2,068
...	1	1,144	2	394	6	7,954	1	340
...	34	51,000	17	24,341	34	45,933	7	10,919
...	7	10,660	1	647
...	5	9,044	9	12,561
...	37	81,085	57	115,916	51	106,539	66	133,638
...	62	97,454	92	147,171	64	99,659	61	94,228
66	947	52	762	66	947	52	762	60	986	59	1,147
...	877	1,343,096	1,167	1,784,474
1,227	41,789	1,194	43,605	1,227	41,789	1,195	44,612
1,191	40,096	1,201	43,219	867	1,339,826	1,086	1,681,989
...	1,194	41,748	1,207	47,361

D.—TRADE

(7).—Number and Tonnage of Steam and Sailing Vessels, distinguishing their Nationality, employed in the and the Province of Sind, in the official year 1885-86,

Ports.	BRITISH.				BRITISH INDIAN.				Fo			
	Entered.		Cleared.		Entered.		Cleared.		Entered.			
	Vessels.	Tons.	Vessels.	Tons.	Vessels.	Tons.	Vessels.	Tons.	Vessels.	Tons.		
WITH CARGOES.												
From or to—												
Bengal	{	Bombay ...	22	30,572	22	33,622	1	205	3	565
		Sind
Sind	{	Bombay ...	137	1,27,056	152	1,57,669	11	2,227
Bombay	{	Sind ...	152	1,55,167	143	1,33,564	5	390
Madras	{	Bombay ...	77	1,17,503	60	52,053	5	1,228	6	1,141	14	457
		Sind	13	928
British Burmah	{	Bombay ...	50	68,250	9	12,063
		Sind ...	1	1,432
British Ports in other Presi- dencies, Total	{	Bombay ...	286	3,43,381	243	2,85,407	6	1,433	9	1,706	25	2,684
		Sind ...	153	1,56,599	143	1,33,564	18	1,318
British Ports within the Presidency or Province	{	Bombay ...	86	1,12,418	107	1,24,187	1	41	197	3,059
		Sind
Indian Ports not British	{	Bombay ...	113	29,020	161	26,590	37	4,038	39	4,251	773	14,798
		Sind ...	6	859	19	727
Total, 1885-86	{	Bombay ...	485	4,84,819	511	4,36,134	44	5,507	48	5,957	995	20,541
		Sind ...	159	1,57,458	143	1,33,564	37	2,045
Total, 1884-85	{	Bombay ...	528	6,06,876	511	4,83,351	62	6,642	69	8,662	1,212	25,609
		Sind ...	150	1,45,566	143	1,19,581	30	2,034
IN BALLAST.												
From or to—												
Bengal	{	Bombay	22	20,721
		Sind	6	8,140
Sind... ..	{	Bombay ...	7	10,032	16	22,494	1	1,495
Bombay	{	Sind ...	15	21,236	11	12,718
Madras	{	Bombay ...	7	9,586	12	15,675	1	240	2	156
		Sind ...	1	1,280	1	858
British Burmah	{	Bombay ...	1	1,312	36	53,059
		Sind	5	6,548
British Ports in other Presi- dencies, Total	{	Bombay ...	15	20,930	86	1,20,949	1	240	3	1,651
		Sind ...	16	22,516	23	28,204
British Ports within the Presidency or Province	{	Bombay ...	627	89,011	640	1,07,339	7	251	8	300	169	2,026
		Sind	1	27
Indian Ports not British	{	Bombay ...	68	9,557	15	6,402	2	218	203	4,433
		Sind ...	2	3,247	3	1,469	4	138
Total, 1885-86	{	Bombay ...	710	1,19,498	741	2,34,600	10	709	8	300	375	8,110
		Sind ...	18	25,763	26	29,733	5	165
Total, 1884-85	{	Bombay ...	487	1,14,518	556	2,90,277	12	1,503	10	371	504	7,816
		Sind ...	29	39,195	2	2,727	4	142

—continued.

Interportal Trade, which entered and cleared with Cargoes and in Ballast, in the Presidency of Bombay compared with the totals of the year 1884-85.

REGN.	NATIVE CRAFT.						TOTAL, 1885-86.				TOTAL, 1884-85.			
	Cleared.		Entered.		Cleared.		Entered.		Cleared.		Entered.		Cleared.	
	Vessels.	Tons.	Vessels.	Tons.	Vessels.	Tons.	Vessels.	Tons.	Vessels.	Tons.	Vessels.	Tons.	Vessels.	Tons.
5	8,777	1	82	7	959	24	30,859	37	43,923	17	21,124	33	30,865	
...	
3	263	259	26,054	286	31,558	407	156,237	441	189,490	436	156,451	410	176,946	
18	3,045	290	31,900	300	32,363	447	187,457	461	168,972	426	175,338	440	152,739	
73	5,658	3,037	96,078	1,853	73,424	3,133	215,266	1,992	162,276	3,292	249,263	1,927	160,969	
2	189	54	4,574	177	12,413	67	5,502	179	12,602	62	5,326	69	4,345	
...	50	68,250	9	12,063	31	42,381	7	8,137	
...	1	1,432	
81	14,698	3,297	123,114	2,146	105,941	3,614	470,612	2,479	407,752	3,776	469,219	2,377	376,917	
20	3,234	344	36,474	477	44,776	515	194,391	640	181,574	468	180,664	509	157,084	
205	2,778	76,256	941,568	74,668	915,589	76,540	1,057,086	74,980	1,042,504	77,964	1,231,588	76,584	1,149,638	
...	...	461	10,486	493	11,153	461	10,486	493	11,153	406	9,564	425	9,853	
680	14,918	8,092	218,137	7,020	208,125	9,015	265,988	7,900	253,884	9,788	285,437	7,655	228,904	
7	458	1,143	41,447	1,310	44,719	1,168	43,033	1,317	45,177	634	22,078	924	30,344	
966	32,394	87,645	1,282,819	83,834	1,229,655	89,169	1,793,686	85,359	1,704,140	
27	3,692	1,948	88,407	2,280	100,648	2,144	247,910	2,450	237,904	
1,161	38,266	89,726	1,347,115	84,675	1,225,180	91,528	1,986,244	86,616	1,755,459	
29	3,483	1,348	64,706	1,686	74,217	1,528	212,306	1,858	197,281	
2	601	24	30,322	1	1,399	24	35,290	
...	6	8,140	
...	...	6	324	8	544	14	11,851	24	23,038	4	297	41	42,457	
2	1,656	7	348	14	558	22	21,584	27	14,932	38	39,636	7	3,084	
13	3,159	231	4,593	1,343	35,454	241	14,575	1,368	54,288	206	9,005	1,325	55,049	
9	716	10	849	1	1,280	20	2,423	20	2,072	
1	481	1	1,312	37	53,540	18	22,131	
...	5	6,548	
16	4,241	237	4,917	1,351	35,998	256	27,738	1,453	161,188	211	10,701	1,408	154,927	
11	2,372	7	348	24	1,407	23	22,864	68	32,043	38	39,636	27	5,156	
225	3,204	58,881	657,239	45,981	554,118	59,684	748,527	46,854	664,961	61,081	774,887	47,469	746,030	
...	...	323	11,936	331	12,158	324	11,963	331	12,158	244	7,277	256	7,562	
301	7,736	3,490	74,730	3,718	66,504	3,753	88,938	4,034	80,642	3,180	72,558	4,263	92,403	
21	1,053	550	19,394	174	5,535	556	22,779	198	8,057	378	12,663	83	3,254	
542	15,181	62,598	736,886	51,050	656,620	63,693	865,203	52,341	906,791	
32	3,425	880	31,676	629	19,100	903	57,606	587	52,258	
691	12,684	63,469	734,309	51,883	690,028	64,472	858,146	53,140	993,360	
27	1,978	627	20,239	337	11,267	660	59,576	366	15,972	

D.—TRADE—continued.

(7).—Number and Tonnage of Steam and Sailing Vessels, distinguishing their Nationality, which entered and cleared from and to the Ports in British India and Burma at the Port of Aden in the official year 1885-86, compared with the totals of the year 1884-85.

Ports.	BRITISH.				BRITISH INDIA.				FOREIGN.			
	Entered.		Cleared.		Entered.		Cleared.		Entered.		Cleared.	
	Vessels.	Tons.	Vessels.	Tons.	Vessels.	Tons.	Vessels.	Tons.	Vessels.	Tons.	Vessels.	Tons.
From or to—												
Bengal Aden...	98	198,067	57	122,232	15	25,376	6	9,539
Sind... .. Aden...	54	73,627	27	38,719	1	1,048
Bombay Aden...	214	347,844	123	197,524	8	8,837	7	8,056	30	67,311	32	70,205
Madras Aden...	1	1,194	3	4,023
British Burma Aden...	76	98,761	7	7,851	18	27,319	2	2,188
British Ports in other Presidencies, Total ... Aden...	32	41,721	8	10,780	11	14,893
British Ports within the Presidency of Bombay... Aden...	1	1,450
Indian Ports not British... Aden...
Total, 1885-86 ... Aden...	475	762,114	226	382,579	8	8,837	7	8,056	75	135,047	40	81,932
Total, 1884-85. ... Aden...	420	676,238	215	354,810	8	8,909	8	9,042	59	105,811	40	80,421

Ports.	NATIVE CRAFT.				TOTAL, 1885-86.				TOTAL, 1884-85.			
	Entered.		Cleared.		Entered.		Cleared.		Entered.		Cleared.	
	Vessels.	Tons.	Vessels.	Tons.	Vessels.	Tons.	Vessels.	Tons.	Vessels.	Tons.	Vessels.	Tons.
From or to—												
Bengal Aden...	113	224,343	63	131,771	114	227,906	65	138,396
Sind... .. Aden...	5	757	60	75,432	27	38,719	36	49,456	27	36,072
Bombay Aden...	11	1,625	6	720	203	425,617	108	276,505	243	371,515	164	256,701
Madras Aden...	1	1,194	3	4,023	5	6,032	1	1,943
British Burma Aden...	94	126,080	9	10,039	69	89,091	7	8,993
British Ports in other Presidencies, Total ... Aden...	43	56,614	8	10,780	38	49,558	3	2,814
British Ports within the Presidency of Bombay... Aden...	6	814	6	814	1	1,450	7	767
Indian Ports not British... Aden...	1	95	5	478	1	95	5	478	1	78	3	254
Total, 1885-86 ... Aden...	23	3,291	11	1,198	581	910,189	284	473,765
Total, 1884-85 ... Aden...	28	3,445	7	899	515	794,403	270	445,172

D.—TRADE—continued.

(8).—Statement showing the Quantity of Cotton exported from India during the official year 1885-86.

1885-86.]

Months.	United Kingdom.	Austria.	Belgium.	France.	Germany.	Italy.	China.	Other Countries.	TOTAL.				Grand Total.
									FROM BOMBAY PRESIDENCY.			From other Ports.	
									From Bombay.	From Subordinate Ports.	Total.		
Cwts.	Cwts.	Cwts.	Cwts.	Cwts.	Cwts.	Cwts.	Cwts.	Cwts.	Cwts.	Cwts.	Cwts.	Cwts.	
April 1885	261,107	84,991	98,545	87,493	82,586	31,093	14,306	571,936	...	571,936	88,275	660,211
May "	198,608	103,060	109,459	77,221	127,125	13,354	9,790	578,248	...	578,248	60,369	638,617
June "	110,819	14,187	59,421	28,703	91,542	11,298	18,232	264,280	...	264,280	69,922	334,202
July "	83,745	7,283	12,225	14,977	27,986	4,064	10,091	53,608	...	53,608	1,06,768	160,371
August "	68,879	3,780	15,254	10,586	24,990	4,424	11,888	37,600	...	37,600	1,02,201	139,801
September "	37,740	8,007	6,983	712	20,611	1,624	4,389	36,710	...	36,710	43,356	80,066
October "	23,650	5,063	1,223	350	25,716	1,233	959	28,877	...	28,877	29,319	58,196
November "	28,584	8,642	6,328	12,301	38,515	3,739	1,852	56,168	...	56,168	43,793	99,961
December "	74,953	32,118	30,860	16,996	3,000	60,447	30,165	2,492	177,049	...	177,049	73,988	2,51,037
January 1886	105,672	58,862	62,661	49,721	2,914	88,240	35,026	6,066	304,538	...	304,538	1,05,544	4,10,082
February "	202,943	76,467	88,388	42,630	786	105,886	25,940	12,325	457,276	...	457,276	98,089	5,55,365
March "	230,002	100,886	120,126	130,330	11,867	108,505	45,036	39,457	693,336	...	693,336	1,08,473	8,01,809
Total	14,33,392	503,346	620,481	472,020	18,567	802,149	206,996	132,767	3,250,621	...	3,250,621	9,30,097	41,89,718

Note.—There being no Export Trade in Cotton from Aden no information relating to that Port is given

STATISTICAL RETURNS.

[App. IV. D. (8).

D.—TRADE—concluded.

(9).—Statement showing the Quantity and Value of Cotton exported from Bombay during the official year 1885-86.

Months.	UNITED KINGDOM.		AUSTRIA.		BELGIUM.		FRANCE.						GERMANY.		GREECE.		HOLLAND.		ITALY.					
			Trieste.				Dunkirk.		Havre.		Marseilles.		Hamburg.						Genoa.		Naples.		Venice.	
	Quantity.	Value.	Quantity.	Value.	Quantity.	Value.	Quantity.	Value.	Quantity.	Value.	Quantity.	Value.	Quantity.	Value.	Quantity.	Value.	Quantity.	Value.	Quantity.	Value.	Quantity.	Value.	Quantity.	Value.
	Cwts.	Rs.	Cwts.	Rs.	Cwts.	Rs.	Cwts.	Rs.	Cwts.	Rs.	Cwts.	Rs.	Cwts.	Rs.	Cwts.	Rs.	Cwts.	Rs.	Cwts.	Rs.	Cwts.	Rs.	Cwts.	Rs.
April 1885	216,602	63,19,054	84,064	24,07,095	91,294	25,26,590	20,850	5,70,000	65,793	20,31,700	1,050	30,700	875	23,500	44,921	12,38,705	6,950	1,55,750	14,854	4,08,462
May	109,290	42,22,410	101,506	29,01,209	101,190	28,47,878	24,185	6,54,450	45,479	13,31,503	7,558	2,10,145	1,225	32,000	57,345	15,95,688	9,450	2,48,000	44,973	12,40,520
June	80,798	22,10,126	13,922	3,95,057	53,408	15,18,829	15,400	4,41,700	11,563	3,18,561	350	9,400	33,571	9,35,000	6,650	1,83,400	30,726	8,29,912
July	23,197	5,73,429	5,280	1,50,415	2,385	73,570	5,453	1,40,850	700	10,000	13,181	3,71,216
August	13,456	2,03,033	2,611	71,800	7,455	1,04,750	175	4,750	6,300	1,90,550	1,050	27,750	4,937	1,23,675
September	8,467	1,57,841	7,045	1,90,571	5,138	1,21,965	2,100	55,000	4,200	1,14,050	9,310	2,40,265
October	8,263	2,16,300	4,672	1,27,425	1,225	21,797	850	9,300	4,725	1,26,250	3,500	94,000	6,380	1,58,120
November	19,491	4,08,307	6,090	1,66,359	4,900	1,21,450	14	964	350	8,400	9,005	2,26,109	1,400	35,750	13,065	3,47,755
December	42,819	10,40,919	30,047	7,71,449	27,096	7,16,285	1,400	36,100	11,907	3,16,511	262	6,200	350	9,500	31,005	8,00,345	6,650	1,61,300	14,192	3,68,000
January 1886	78,400	19,34,763	58,506	14,43,042	54,017	13,74,747	6,387	1,63,075	14,185	3,51,616	3,031	81,010	192	4,537	42,760	10,07,624	14,000	3,46,500	25,371	6,45,517
February	144,065	34,00,007	74,770	17,34,326	84,008	20,74,782	10,850	2,62,750	21,030	5,38,230	5,075	1,18,500	50,232	12,27,098	15,225	3,96,325	35,786	8,29,031
March	193,257	47,94,101	100,100	25,00,006	120,929	29,66,703	12,000	3,13,500	108,871	28,09,917	4,550	1,15,900	875	24,000	54,481	13,45,562	12,775	3,09,050	35,420	8,51,375
Total	896,114	2,55,26,911	488,429	1,28,29,544	551,446	1,44,85,700	91,822	24,51,775	282,442	77,62,728	22,224	5,80,255	542	14,037	2,975	80,400	346	8,415	342,358	89,15,332	81,550	20,65,275	248,651	64,11,378

Months.	RUSSIA.		SPAIN.		EGYPT.				EASTERN COAST OF AFRICA.				MAURITIUS.		ADEN.		ARABIA.		CEYLON.		MALDIVES.		CHINA.		PERSIA.		VICTORIA.		TOTAL.								
	Odessa.		Barcelona.		Port Said.		Suez.		Mozambique.		Zanzibar.						Maskat.						Hongkong.														
	Quantity.	Value.	Quantity.	Value.	Quantity.	Value.	Quantity.	Value.	Quantity.	Value.	Quantity.	Value.	Quantity.	Value.	Quantity.	Value.	Quantity.	Value.	Quantity.	Value.	Quantity.	Value.	Quantity.	Value.	Quantity.	Value.	Quantity.	Value.	Quantity.	Value.							
	Cwts.	Rs.	Cwts.	Rs.	Cwts.	Rs.	Cwt.	Rs.	Cwts.	Rs.	Cwts.	Rs.	Cwts.	Rs.	Cwts.	Rs.	Cwts.	Rs.	Cwts.	Rs.	Cwts.	Rs.	Cwts.	Rs.	Cwts.	Rs.	Cwts.	Rs.	Cwts.	Rs.							
April 1885	1,750	55,500	3,326	92,000	1	18	87	525	136	2,541	20,502	4,70,458	571,030	1,63,16,588							
May	2,100	65,250	3,150	94,100	45	455	19,649	2,41,989	573,248	1,56,87,703							
June	9,100	2,59,400	1	21	8,882	2,04,406	129	1,065	264,280	72,83,027							
July	98	588	53,903	14,10,889						
August	1	18	0	120	1,550	35,040	37,600	9,11,188							
September	36,710	8,66,032					
October	415	9,080				
November	350	8,200	252	3,480				
December	841	9,500			
January 1886	1,493	32,000	42	846		
February	433	1,139	
March	45	182
Total	32,925	6,02,036	29,925	8,04,500	3,500	1,01,500	1	18	8	171	244	1,097	290	1,568	43	838	851	4,655	6	120	9	250	91,786	21,88,297	2	20	1,192	16,185	3,250,621	8,49,58,580							

Vijs Note at foot of statement No. 8.

E.—POSTAL.

Abstract Statement of Articles received for delivery and returned undelivered by the District Post Village Postmen in 1885-86.

Names of Districts.	Articles sent for delivery.	Articles returned undelivered.	PROPORTION, 1885-86.		PROPORTION, 1884-85.	
			Delivered.	Undelivered.	Delivered.	Undelivered.
Ahmedabad	59,902	2,946	95·9	4·91	94·6	5·95
Ahmednagar	49,930	2,444	95·11	4·89	95·42	4·58
Belgaum	69,152	4,857	92·98	7·2	93·39	6·61
Bijápur	43,953	1,879	95·73	4·27	95·59	4·41
Broach	49,346	2,760	94·41	5·59	94·57	5·43
Dhárwár... ..	77,393	4,867	93·72	6·28	95·12	4·88
Kaira and Rewa Kántha	57,888	4,173	92·79	7·21	93·34	6·66
Kanara	65,662	4,204	93·60	6·40	92·66	7·34
Khándesh	1,16,667	4,185	96·42	3·58	96·65	3·35
Kolába	34,378	1,170	96·60	3·40	96·82	3·18
Kolhápur	28,786	1,517	94·74	5·26	93·62	6·38
Násik	64,136	2,895	95·49	4·51	95·13	4·87
Poona	92,254	3,309	96·53	3·47	96·10	3·90
Ratnágiri	1,32,391	2,607	98·4	1·96	97·89	2·11
Satára	42,192	1,742	95·88	4·12	95·24	4·76
Sholápur	50,577	2,547	94·97	5·3	94·91	5·09
Surat	41,500	1,824	95·61	4·39	95·14	4·86
Thána	51,800	3,449	93·35	6·65	93·75	6·25
Káthiáwár	26,003	813	96·88	3·12	96·51	3·49
	11,53,910	54,188	95·31	4·69	95·30	4·70
Money Orders	13,176	330	97·50	2·50	97·23	2·77
Registered Letters	17,620	3,911	77·81	22·19	80·42	19·58
Paid	Letters	17,637	97·79	2·21	97·82	2·18
	Packets	44,428	96·98	3·2	98·63	1·37
	Parcels	1,573	94·86	5·14	96·23	3·77
Unpaid	Letters	30,849	88·95	11·5	89·23	10·77
	Packets	42	92·86	7·14	84·85	15·15
	Parcels	605	94·55	5·45	95·31	4·69
Indian Postal Notes	27	100·
Total	11,53,910	54,188	95·31	4·69	95·30	4·70

F.—PUBLIC WORKS DEPARTMENT.

(1).—General Abstract of financial results showing the estimated cost of construction of Productive Irrigation Works, the capital outlay thereon, the revenue derived therefrom, the working expenses and the interest on the debt incurred in respect of those Works for and to end of 1885-86.

Name of Work.	ESTIMATED COST OF CONSTRUCTION.			CAPITAL OUTLAY.						RECEIPTS DURING 1885-86.			WORKING EXPENSES DURING 1885-86.			NET RESULT EXCLUDING INTEREST (DIFFERENCE BETWEEN REVENUE AND WORKING EXPENSES).				NET RESULT INCLUDING INTEREST.				
	Direct Charges.	In-direct Charges.	Total.	During 1885-86.			To end of 1885-86.			Water-rates, &c.	Collected with Land Revenue.	Total.	Direct Charges.	Indirect Charges.	Total.	Excess Revenue (Surplus).	Excess Expenditure (Deficit).	Rate per cent.		Simple Interest during 1885-86.	Excess Revenue (Surplus).	Excess Expenditure (Deficit).	Rate per cent.	
				Direct Charges.	Indirect Charges.	Total.	Direct Charges.	Indirect Charges.	Total.									Of Excess Revenue.	Of excess Expenditure.				Of excess Revenue.	Of Excess Expenditure.
Rs.	Rs.	Rs.	Rs.	Rs.	Rs.	Rs.	Rs.	Rs.	Rs.	Rs.	Rs.	Rs.	Rs.	Rs.	Rs.	Rs.	Rs.	Rs.	Rs.	Rs.	Rs.	Rs.	Rs.	
PRODUCTIVE IRRIGATION WORKS.																								
SIND.																								
<i>Works in Operation.</i>																								
Desert Canal	12,66,830	50,361	13,17,200	17,480	432	17,912	10,85,217	37,461	11,22,678	21,482	1,04,336	1,26,916	39,926	1,064	39,922	85,926	..	7.65	..	48,059	42,367	..	3.82	..
Unharwah	3,45,427	8,550	3,53,977	1,13,343	3,061	1,21,344	2,95,490	6,477	3,01,967	..	40,869	20,869	9,641	229	9,870	10,909	..	3.64	..	9,453	1,546	..	.51	..
Bogri Canal	10,28,852	53,280	10,82,141	42,630	1,067	43,647	18,00,912	47,064	18,47,976	31,314	2,09,235	2,94,549	77,141	1,720	78,861	2,15,638	..	13.00	..	63,185	1,52,503	..	9.25	..
Eastern Nara Works ..	52,76,600	1,87,190	54,63,830	2,64,048	6,862	2,70,900	46,30,923	1,73,051	48,03,979	15,719	2,18,041	2,31,760	87,327	2,902	90,229	1,41,531	..	2.95	..	1,79,956	..	88,425	..	.80
Total, Sind ..	85,17,814	2,00,170	88,16,934	4,42,451	11,352	4,53,803	76,12,547	2,64,053	78,70,600	71,015	6,01,481	6,73,096	2,13,037	5,918	2,18,952	4,54,144	2,95,658	1,90,916	89,425
DEKHKHAN AND GUJARAT.																								
<i>Works in Operation.</i>																								
Hathmati Canal	4,94,705	30,000	5,24,705	4,30,925	27,362	5,18,287	4,366	..	4,366	10,487	377	10,864	..	6,476	..	1.25	10,637	..	26,115	..	5.04
Lower Panjhra River Works ..	4,44,480	22,774	4,67,260	6,094	151	6,245	4,15,029	22,006	4,37,125	11,811	4,863	10,774	9,213	809	9,513	7,261	..	1.66	..	16,549	..	9,283	..	2.12
Kadva River Works	6,91,301	83,526	7,75,417	30,570	741	81,811	6,20,704	29,032	6,47,428	4,384	594	4,078	5,551	327	5,878	..	900	..	.14	24,220	..	25,120	..	3.88
Pravara do. do. Lakh Canal ..	3,75,189	20,277	3,95,460	3,44,499	16,095	3,62,504	1,237	..	1,237	3,021	176	3,197	..	1,900	..	.64	13,860	..	15,820	..	4.38
Mutha Canal	60,53,235	2,40,697	62,93,932	61,688	3,029	64,717	58,60,100	2,17,225	60,77,325	1,50,351	..	1,50,351	64,651	2,719	67,370	85,181	..	1.37	..	2,33,170	..	1,49,989	..	2.47
Ekrak Tank	12,28,243	1,06,687	13,34,930	3,286	54	3,340	12,28,117	1,05,113	13,33,230	15,990	..	15,990	18,110	780	18,890	..	2,900	..	.22	49,069	..	51,959	..	8.80
Krishna Canal	7,27,547	32,076	7,59,622	1,972	71	2,043	7,86,976	44,143	8,31,118	31,703	..	31,703	14,838	776	15,614	16,088	..	1.94	..	31,440	..	15,352	..	1.86
Total, Dekkhan and Gujarat ..	1,00,15,206	4,86,036	1,05,01,832	1,08,610	4,046	1,07,956	97,48,430	4,58,066	1,02,07,105	2,20,181	5,457	2,25,618	1,25,871	5,455	1,31,326	1,06,630	12,238	3,87,935	..	2,93,648
GRAND TOTAL ..	1,85,33,110	7,86,206	1,93,18,316	5,46,061	15,398	5,61,459	1,73,60,966	7,22,710	1,80,83,705	2,91,776	6,06,938	8,98,714	3,38,908	11,370	3,50,276	5,60,674	12,238	6,83,588	1,90,916	3,32,068

N.B.—Direct charges under working expenses include share of collection charges in the Civil Department calculated at certain percentages fixed by Government which are not adjusted in the Finance Accounts.

App. IV, F. (1)]

BOMBAY ADMINISTRATION REPORT.

[1885-86.]

F.—PUBLIC WORKS DEPARTMENT—continued.

(2).—General Abstract of financial results showing the estimated cost of construction of Protective Irrigation Works, the capital outlay thereon, the revenue derived therefrom and the working expenses in respect of those Works for and to end of year 1885-86.

Name of Work.	ESTIMATED COST OF CONSTRUCTION.			CAPITAL OUTLAY.						RECEIPTS DURING 1885-86.			WORKING EXPENSES DURING 1885-86.			NET RESULT EXCLUDING INTEREST (DIFFERENCE BETWEEN REVENUE AND WORKING EXPENSES.)			
	Direct Charges.	Indirect Charges.	Total.	During 1885-86.			To end of 1885-86.			Water-rates, &c.	Collected with Land Revenue.	Total.	Direct Charges.	In-direct Charges.	Total.	Excess Revenue (Surplus).	Excess Expenditure (Deficit).	Rate per cent.	
				Direct Charges.	Indirect Charges.	Total.	Direct Charges.	Indirect Charges.	Total.									Of excess Revenue.	Of excess Expenditure.
Rs.	Rs.	Rs.	Rs.	Rs.	Rs.	Rs.	Rs.	Rs.	Rs.	Rs.	Rs.	Rs.	Rs.	Rs.	Rs.	Rs.	Rs.	Rs.	
PROTECTIVE IRRIGATION WORKS.																			
DERECHAN AND GUJARAT.																			
<i>Works in Operation.</i>																			
Nira Canal... ..	39,77,855	2,80,332	42,57,687	4,94,669	10,234	5,04,903	32,28,138	97,563	33,25,701	239	...	239	12,562	529	13,091	...	12,852	...	39
Mhaswad Tank	19,78,065	98,194	20,77,159	2,56,539	8,234	2,64,773	18,65,024	52,350	19,17,374	111	...	111	3,243	121	3,364	...	3,253	...	17
Gokak Canal, 1st Section.	4,05,039	13,802	4,19,741	9,865	225	10,090	3,92,530	11,530	4,04,060	77	...	77	3,795	230	4,025	...	3,948	...	98
Total ...	63,62,259	3,92,328	67,54,587	7,61,073	18,693	7,79,766	54,85,692	1,61,443	56,47,135	427	...	427	19,600	880	20,480	...	20,053
<i>Works under Construction.</i>																			
Chankapur Tank	7,01,544	38,265	7,39,809	18,884	358	19,242	56,425	2,941	59,366
Maladevi do.	9,14,975	88,026	10,03,001	15,261	173	15,434	34,135	2,162	36,297
Total ...	16,16,519	1,26,291	17,42,810	34,145	531	34,676	90,560	5,103	95,663
GRAND TOTAL ...	79,78,778	5,18,619	84,97,397	7,95,218	19,224	8,14,442	55,76,252	1,66,546	57,42,798	427	...	427	19,600	880	20,480	...	20,053

N.B.—Direct charges under Working Expenses include share of collection charges in the Civil Department calculated at certain percentages fixed by Government which are not adjusted in the Finance Accounts

F.—PUBLIC WORKS DEPART

(3).—General Abstract of financial results showing the estimated cost of construction of Ordinary in respect of

Name of Work.	ESTIMATED COST OF CONSTRUCTION.			CAPITAL			
	Direct Charges.	Indirect Charges.	Total.	During 1885-86.			To end
				Direct Charges.	Indirect Charges.	Total.	Direct Charges.
	Rs.	Rs.	Rs.	Rs.	Ra.	Rs.	Rs.
ORDINARY IRRIGATION WORKS.							
SIND.							
<i>Works in Operation.</i>							
Sukkur Canal	13,67,731	60,834	14,28,565	2,509	58	2,567	13,28,747
Ghar do.	4,45,778	34,483	4,80,261	4,15,537
Mehrabwah	66,693	1,853	68,546	66,018
Alibhar Katcheri Canal	28,020	710	28,730	23,207
Marak Great do.	1,96,364	8,055	2,04,419	1,93,600
Surfrazwah	1,18,559	6,121	1,24,680	1,18,559
Fuleli Canal	9,30,232	33,243	9,63,475	9,30,232
Total, Sind ...	31,53,377	1,45,299	32,98,676	2,509	58	2,567	30,75,900
DEKKHAN AND GUJARAT.							
<i>Works in Operation.</i>							
Khari Cut	1,42,480	11,823	1,54,303	4,960	127	5,087	1,35,542
Hartala Tank	48,890	26,150	75,040	47,935
Jamda Canals	9,64,542	51,490	10,16,032	4,465	121	4,586	9,72,077
Mhaswa Tank	1,29,813	10,202	1,40,015	1,714	47	1,761	1,29,762
Pravara River Works—Ojhar Canal	3,25,902	22,309	3,48,211	919	19	938	2,98,778
Bhatodi Tank	3,50,754	26,473	3,77,227	3,50,024
Matoba do.	1,93,000	17,500	2,10,500	490	16	506	1,85,367
Kasurji do.	40,812	4,778	45,590	40,812
Shirsuphal do.	1,91,038	11,725	2,02,763	2,176	106	2,282	1,89,012
Bhadalwadi Tank	2,14,382	14,342	2,28,724	11,979	582	12,561	2,07,182
Koregaon do.	32,683	1,021	33,704	7,303	232	7,535	31,214
Ashti do.	7,40,504	77,050	8,17,554	6,973	212	7,185	7,25,590
Revári Canal	50,316	2,614	52,930	277	10	287	48,970
Yerla River Irrigation Works	6,25,539	45,926	6,71,465	8,238	288	8,526	5,95,415
Upper Man River Works	3,66,840	25,830	3,92,670	11,422	405	11,827	3,62,802
Chikhli Canal	53,803	3,639	57,442	53,803
Maini Tank	3,45,309	21,658	3,66,967	2,561	84	2,645	3,37,064
Muchkandi Tank	1,48,200	17,322	1,65,522	85	6	91	1,38,459
Nilgund do.	8,631	340	8,971	8,714
Gadikeri do.	8,888	350	9,238	8,915
Dambal do.	61,162	3,744	64,906	238	4	242	60,847
Medleri do.	76,078	3,408	79,486	1,222	34	1,256	73,373
Madag do.	2,32,263	17,144	2,49,407	195	5	200	1,60,958
Asundi do.	67,731	12,754	80,485	1,815	49	1,864	60,652
Mavinkop do.	27,889	3,923	31,817	27,612
Total ...	54,47,449	4,33,520	58,80,969	67,030	2,347	69,377	52,50,879
<i>Works under Construction.</i>							
Parsul Tank	1,57,290	8,615	1,65,905	18,707	525	19,232	99,626
<i>Works in Abeyance.</i>							
Gokak Canal, Second Section	1,90,518	17,562	2,08,080	2,481	112	2,593	1,60,702
Total, Dekkhan and Gujarat ...	57,95,257	4,59,697	62,54,954	88,218	2,964	91,202	55,11,207
GRAND TOTAL ...	89,48,634	6,04,996	95,53,630	90,727	3,042	93,769	85,87,107

N.B.—(1) The figures of the Kalka Canal and Pangaon Tank which were shown in the accounts up to end of 1884-85 have abandoned and the latter not being likely to be resumed as it was
(2) No revenue has yet been realized on account of improvements to Nilgund Tank for which a Capital Account
(3) Direct charges under Working Expenses include share of Collection charges in the Civil Department

MENT—concluded.

Irrigation Works, the Capital Outlay thereon, the revenue derived therefrom and the working expenses those Works.

OUTLAY.		RECEIPTS DURING 1885-86.			WORKING EXPENSES, 1885-86.			NET RESULTS EXCLUDING INTEREST (DIFFERENCE BETWEEN REVENUE AND WORKING EXPENSES.			
of 1885-86.		Water-rates, &c.	Collected with Land Revenue.	Total.	Direct Charges.	Indirect Charges.	Total.	Excess Revenue (Surplus).	Excess Expenditure (Deficit.)	Rate per cent.	
Indirect Charges.	Total.									Of excess Revenue.	Of excess Expenditure.
Rs.	Rs.	Rs.	Rs.	Rs.	Rs.	Rs.	Rs.	Rs.	Rs.	Rs.	Rs.
59,966	13,88,713	1,088	69,284	70,972	40,583	853	41,416	29,556	...	2.13	...
25,440	4,40,977	7,017	3,63,982	3,70,999	1,94,663	4,058	1,98,721	1,72,278	...	39.07	...
1,851	67,869	104	23,775	23,939	9,352	210	9,562	14,377	...	21.18	...
710	23,917	139	6,222	6,361	7,724	214	7,938	...	1,577	...	6.59
7,953	2,01,553	1,827	47,905	49,732	16,150	327	16,477	33,255	...	16.50	...
6,121	1,24,680	973	15,294	16,267	11,177	289	11,466	4,801	...	3.85	...
33,243	9,63,475	19,246	2,42,953	2,62,199	1,89,601	6,006	1,95,607	66,592	...	6.91	...
1,35,284	32,11,184	31,054	7,69,415	8,00,409	4,69,230	11,957	4,81,187	3,20,859	1,577
7,218	1,42,760	5,413	5,413	4,012	322	4,334	1,079	...	0.76	...
19,535	67,470	2,926	2,926	1,464	73	1,537	1,389	...	2.06	...
51,685	10,23,762	5,163	5,163	4,252	201	4,453	710	...	0.07	...
10,202	1,39,964	1,113	1,113	1,053	48	1,101	12	...	0.01	...
16,136	3,14,914	6,694	76	6,770	5,107	298	5,405	1,365	...	0.43	...
26,370	3,76,394	2,919	146	3,065	3,931	157	4,088	...	1,023	...	0.27
12,384	1,97,751	3,482	3,482	2,286	133	2,419	1,063	...	0.54	...
4,778	45,590	317	317	1,817	69	1,886	...	1,569	...	3.44
11,542	2,00,574	1,564	1,564	2,236	169	2,405	...	841	...	0.42
13,398	2,20,580	1,226	1,226	1,567	106	1,673	...	447	...	0.20
1,013	32,227	115	115	6	...	6	109	...	0.34	...
69,093	7,94,683	2,953	2,953	6,975	336	7,311	...	4,358	...	0.55
2,497	51,467	1,955	1,955	4,696	191	4,887	...	2,932	...	5.70
41,337	6,36,752	4,641	4,641	5,198	206	5,404	...	763	...	0.12
19,216	3,82,018	2,440	2,440	1,928	69	1,997	443	...	0.12	...
3,639	57,442	1,237	1,237	1,137	64	1,201	36	...	0.06	...
21,272	3,58,336	4,263	4,263	4,096	235	4,331	...	68	...	0.02
15,286	1,53,745	36	36	290	7	297	...	261	...	0.17
258	8,972
364	9,279	1,589	1,866	3,455	357	357	3,098	33.39
2,099	62,946	565	666	1,231	1,457	42	1,499	...	268	...	0.43
2,652	76,025	347	347	1,330	38	1,368	...	1,021	...	1.34
6,342	1,67,300	1,706	1,706	2,732	100	2,832	...	1,126	...	0.67
1,718	62,370	279	279	758	32	1,199	...	443	...	0.71
3,235	30,847	7	856	863	95	95	768	...	2.49
3,63,289	56,14,168	52,950	4,087	57,037	59,189	2,896	62,085	10,072	15,120
3,510	1,03,136
13,057	1,73,759
3,79,856	58,91,063	52,950	4,087	57,037	59,189	2,896	62,085	10,072	15,120
5,15,140	91,02,247	84,004	7,73,502	8,57,506	5,28,419	14,853	5,43,272	3,30,931	16,697

been omitted as the works have been struck off the list of Capital Accounts, the former project having been started as a Famine Relief Work in 1878-79 and since suspended, has been kept though the work was completed in 1882-83 and the matter is under consideration. calculated at certain percentages fixed by Government which are not adjusted in the Finance Accounts.

CHAPTER V.—REVENUE AND FINANCE.

(1).—General Statement of Receipts and Expenditure of the Bombay Presidency during 1884-85 and 1885-86.

Heads.	RECEIPTS.			EXPENDITURE.			REMARKS.
	1884-85.	1885-86.	Difference, + or -	1884-85.	1885-86.	Difference, + or -	
	Rs.	Rs.	Rs.	Rs.	Rs.	Rs.	
Civil Department.	Imperial	6,68,25,912	7,23,48,409	+55,22,497	2,38,98,798	78,25,050	-1,65,73,748
	Provincial	3,60,85,638	4,07,28,160	+37,42,522	8,35,56,997	8,55,27,568	+19,71,469
	Local	39,83,543	44,88,879	+5,05,336	22,10,912	26,61,348	+4,50,436
Public Works Department.	Irrigation Imperial ..	4,09,682	4,20,261	+10,579	34,04,797	31,16,875	-2,87,922
	Military Works Imperial ..	1,08,007	1,28,252	+20,245	14,30,898	17,15,678	+2,76,288
	Civil Buildings	2,20,096	1,32,007	-88,029
	Roads and Services	47,44,310	34,71,683	-12,72,627
	Imperial	8,12,955	15,11,188	+6,98,233	20,15,520	10,91,488	-9,24,027
	Do. Provincial ..	20,533	-20,533	34,764	10,182	-24,582
Telegraph Department.	Imperial	16,09,012	17,23,541	+1,14,529	18,23,382	23,21,812	+4,98,430
	Provincial	8,686	3,085	-1	7,045	5,103	-1,942
Military Department ..	14,64,187	19,92,281	+5,28,144	2,48,86,208	2,84,68,138	+35,81,875	
Postal Department ..	22,37,952	18,93,998	-3,43,954	16,30,226	16,49,647	+9,421	
Total ..	11,44,61,057	12,49,88,654	+1,03,42,085 -3,64,488 +1,04,77,597	9,92,81,608	8,74,96,642	-1,85,72,877 +67,87,916 -1,17,84,961	

(2).—Statement of the Principal Heads of Revenue of the Bombay Presidency showing Gross Receipts and Charges against each Item, and the Net Receipts for 1884-85 and 1885-86.

Heads of Revenue.	1884-85.					1885-86.		
	Gross Receipts.	Refunds, Drawbacks and Assignments.	Receipts minus Refunds, Drawbacks and Assignments.	Cost of Collections.	Net Receipts.	Gross Receipts.	Refunds, Drawbacks and Assignments.	Receipts, minus Refunds, Drawbacks and Assignments.
	Rs.	Rs.	Rs.	Rs.	Rs.	Rs.	Rs.	Rs.
Land Revenue	3,89,35,626	80,11,904	3,09,23,722	67,44,044	2,32,79,678	4,24,37,464	1,03,02,330	3,21,35,134
Opium	2,53,93,574	2,53,93,574	16,033	2,53,77,641	2,45,18,957	2,45,18,957
Salt	1,48,75,412	72,246	1,46,03,166	18,77,932	1,27,25,234	1,83,12,066	78,627	1,82,33,539
Stamps	44,61,284	70,639	43,90,645	1,97,910	41,92,735	44,30,619	72,522	43,58,097
Excise	82,13,783	2,58,508	79,55,275	2,41,363	77,13,912	90,05,119	2,10,938	87,94,181
Customs	19,26,130	15,420	19,10,710	5,40,281	13,70,429	20,54,245	94,995	19,59,340
Assessed Taxes	12,55,815	30,889	12,24,926	20,855	12,04,071	12,56,879	83,352	12,23,027
Forest	27,74,841	15,265	27,59,576	17,63,468	9,96,108	38,96,285	9,921	38,56,364
Tributes	8,85,661	8,85,661	8,85,661	8,56,753	8,56,753
Mint	9,47,748	9,47,748	8,44,481	6,03,265	14,79,246	14,79,246
Interest	17,94,400	17,94,400	8,01,363	9,93,037	18,12,252	18,12,252
Total ..	10,12,97,272	93,49,900	9,19,47,372	1,20,47,849	7,98,99,523	10,95,20,385	1,03,02,405	9,87,28,590

Heads of Revenue.	1885-86—continued.		1884-85.			1885-86.		
	Cost of Collections.	Net Receipts.	Refunds and Drawbacks.	Assignments.	Total.	Refunds and Drawbacks.	Assignments.	Total.
	Rs.	Rs.	Rs.	Rs.	Rs.	Rs.	Rs.	Rs.
Land Revenue	68,72,939	2,52,62,195	1,15,565	87,96,339	80,11,904	2,29,048	1,00,73,287	1,03,02,330
Opium	27,347	2,41,91,610
Salt	14,84,575	1,67,43,964	72,246	72,246	78,627	78,627
Stamps	2,00,172	41,57,025	70,639	70,639	72,522	72,522
Excise	3,61,201	85,32,980	2,33,596	2,33,596	2,10,938	2,10,938
Customs	4,78,562	14,79,778	15,420	15,420	94,995	94,995
Assessed Taxes	19,889	12,08,138	30,839	30,839	33,352	33,352
Forest	17,88,888	16,67,478	15,265	16,265	9,921	9,921
Tributes	8,56,753
Mint	4,03,531	10,78,715
Interest	8,64,969	9,45,263
Total ..	1,24,05,071	8,63,21,819	5,53,570	87,96,339	93,49,909	7,29,208	1,00,73,287	1,03,02,405

Note.—These figures do not tally with those given in the last year's Report owing to several adjustments having been made in the accounts.

REVENUE AND FINANCE—continued.

(3).—Statement of the General Civil Expenditure of the Bombay Presidency, excluding Collections of Revenue, showing Gross and Net Charges against each Item for 1884-85 and 1885-86.

Heads of Service.	1884-85.					1885-86.					REMARKS.
	Gross Ex-	Refunds.	Total.	Receipts.	Net Ex-	Gross Ex-	Refunds.	Total.	Receipts.	Net Ex-	
	penditure.				penditure.	penditure.				penditure.	
Registration	Rs. 2,04,280	Rs. 6,184	Rs. 3,00,473	Rs. 3,72,955	Rs. -72,482	Rs. 2,99,950	Rs. 3,945	Rs. 3,03,895	Rs. 3,85,856	Rs. -81,961	
Post Office	89,868	..	89,868	1,000	88,868	1,05,917	..	1,05,917	1,600	1,04,317	
General Administration	17,45,959	..	17,45,959	..	17,45,959	17,33,105	..	17,33,105	..	17,33,105	
Law and Justice	61,54,601	31,098	51,66,599	5,65,533	46,21,066	50,62,523	29,428	50,91,951	5,19,516	45,72,435	
Police	48,23,508	602	48,24,105	4,75,427	48,48,678	49,50,257	616	49,50,873	7,30,182	42,20,691	
Marine	87,177	..	87,177	49,774	37,403	60,914	..	60,914	55,740	5,174	
Education	12,04,670	24	12,04,694	2,75,633	9,29,061	13,30,517	999	13,31,516	2,77,810	10,54,006	
Ecclesiastical	3,30,785	..	3,30,785	..	3,30,785	3,25,205	..	3,25,205	..	3,25,205	
Medical	12,82,985	15	12,83,000	59,926	12,23,074	12,78,269	5	12,78,273	64,370	12,13,903	
Political	7,22,025	..	7,22,025	..	7,22,025	8,05,376	..	8,05,376	..	8,05,376	
Scientific and other minor De- partments	2,87,384	8	2,87,392	21,882	2,65,510	2,57,051	1	2,57,052	26,649	2,60,403	
Civil, Furlough and Absentee Allowances	21,208	..	21,208	..	21,208	13,441	..	13,441	..	13,441	
Superannuation Allowances and Pensions	12,86,858	22,768	13,09,626	4,87,819	8,51,707	13,05,891	1,417	13,07,308	4,91,097	8,13,211	
Stationery and Printing	5,51,385	15	5,51,400	58,669	4,92,731	3,78,835	163	3,78,998	48,549	3,30,450	
Miscellaneous	2,21,797	12,779	2,34,576	1,41,461	98,115	3,88,404	6,381	3,94,785	3,31,369	63,500	
Famine Relief	1,350	..	1,350	..	1,350	2,780	..	2,780	..	2,780	
Civil Buildings, Roads and Ser- vices	55,131	..	55,131	4,089	61,042	1,01,042	..	1,01,042	60,468	40,574	
Exchange on transactions with London	1,76,68,209	..	1,76,68,209	3,06,922	1,73,61,287	
Total ..	8,58,59,164	74,389	2,59,08,567	27,91,160	3,31,12,417	1,84,35,876	42,953	1,94,78,833	29,96,305	1,54,82,528	

(4).—Comparative Statement of Civil Receipts and Expenditure (Imperial) for 1884-85 and 1885-86.

Revenue and Receipts.	ACTUAL INCOME.		B. COMPARED WITH A.		Expenditure.	ACTUAL EXPENDITURE.		B. COMPARED WITH A.	
	1884-85, A.	1885-86, B.	Increase.	Decrease.		1884-85, A.	1885-86, B.	Increase	Decrease.
	Rs.	Rs.	Rs.	Rs.		Rs.	Rs.	Rs.	Rs.
Civil Heads.									
I.—Land Revenue	1,19,57,369	1,37,38,021	7,80,652	..	I.—Interest on Ordinary Debt	10,297	10,177	..	120
II.—Opium	2,53,93,674	2,45,18,957	8,74,617	..	II.—Interest on other obligations	8,01,382	8,16,343	14,961	..
III.—Salt	1,46,20,816	1,82,65,490	36,44,674	..	III.—Refunds and Drawbacks	2,96,897	4,30,703	1,33,806	..
IV.—Stamps	22,32,142	22,15,309	16,833	..	IV.—Assignments and Compensations	5,36,178	10,58,004	5,21,826	..
V.—Excise	41,06,592	45,02,580	3,95,988	..	V.—Opium	15,933	27,347	11,414	..
VII.—Customs	18,80,444	20,01,909	1,21,465	..	VI.—Salt	5,68,250	5,72,370	4,120	25,844
VIII.—Assessed Taxes	6,27,907	6,28,189	282	..	VIII.—Stamps	98,990	1,00,080	1,190	..
IX.—Forest	13,87,421	16,63,143	2,95,722	..	IX.—Excise	1,20,881	1,30,601	9,720	..
X.—Registration	1,80,477	1,92,928	12,451	..	XII.—Assessed Taxes	10,428	9,944	484	..
XI.—Tributes from Native States	8,85,661	8,56,753	28,908	..	XIII.—Forest	8,81,729	8,94,443	12,714	..
XIV.—Mint	9,47,746	14,79,246	5,31,500	..	XIV.—Registration	1,47,145	1,49,975	2,830	..
XXI.—Interest	17,40,111	17,68,522	28,411	..	XXV.—Political	3,44,481	4,01,667	60,186	..
XXII.—Receipts in aid of Superan- nuation, &c., allowances	3,32,525	3,46,236	13,711	..	XXVI.—General Administration	4,79,296	4,57,227	22,069	21,979
XXIV.—Miscellaneous	37,200	1,92,809	1,55,609	..	XX.—Police	35,752	36,847	1,095	..
XXVIII.—Portion of Land Revenue due to Irrigation	4,80,597	6,59,584	1,69,987	..	XXIII.—Ecclesiastical	3,30,785	3,25,205	5,580	..
Extraordinary Receipts	3,09,297	3,09,297	..	XXV.—Political	7,19,386	8,04,779	85,393	..
					XXVI.—Scientific and other minor De- partments	67,166	30,680	36,486	36,516
					XXVII.—Territorial and Political Pensions, XXVIII.—Civil Furlough and Absentee Allowances	8,60,745	8,78,392	17,647	..
					XXIX.—Superannuation Allowances and Pensions	21,208	13,441	7,767	..
					XXX.—Stationery and Printing	1,04,682	78,809	25,873	25,213
					XXXI.—Miscellaneous	19,437	43,124	23,687	..
					XLIX.—Exchange on transactions with London	81,385	20,770	60,615	10,612
Total ..	8,68,25,912	7,23,48,469	64,77,443	9,20,368	Total ..	2,38,98,798	73,25,050	9,21,657	1,74,95,405

Note.—These figures do not tally with those given in the last year's Report owing to several adjustments having been made in the accounts.
* This head has been transferred to the Exchange account with the Government of India from 1885-86.

REVENUE AND FINANCE—continued.

(5).—Comparative Statement of Civil Receipts and Expenditure (Provincial) of 1884-85 and 1885-86.

Revenue and Receipts.	ACTUAL INCOME.		B. COMPARED WITH A.		Expenditure.	ACTUAL EXPENDITURE.		B. COMPARED WITH A.	
	1884-85, A.	1885-86, B.	Increase.	Decrease.		1884-85, A.	1885-86, B.	Increase.	Decrease.
	Rs.	Rs.	Rs.	Rs.		Rs.	Rs.	Rs.	Rs.
Opening Balance	41,23,850	41,83,713	60,068	..					
<i>Civil Receipts.</i>					<i>Civil Expenditure.</i>				
1. Land Revenue	2,64,88,600	2,90,40,678	25,52,018	..	8. Refunds and Drawbacks	2,62,957	3,02,300	39,503	..
2. Salt	54,596	46,680	..	7,906	4. Assignments and Compensations ..	73,93,418	81,19,702	7,26,284	..
3. Stamps	21,32,142	22,16,310	..	16,882	5. Land Revenue	67,44,044	68,74,436	1,30,392	..
4. Excise	41,06,892	45,02,560	3,95,668	..	7. Salt	7,79,712	8,09,199	1,19,487	..
5. Provincial Rates	55,831	55,831	..	8. Stamps	93,959	1,00,086	1,127	..
6. Customs	45,686	62,376	6,590	..	9. Excise	1,20,682	1,39,000	9,918	..
7. Assessed Taxes	6,27,997	6,23,789	282	..	10. Provincial Rates	55,824	55,824	..
8. Forest	13,87,420	16,87,143	2,99,723	..	11. Customs	5,40,250	4,70,662	..	60,718
9. Registration	1,86,478	1,92,928	6,450	..	12. Assessed Taxes	10,423	9,944	..	484
10. Post Office	1,000	1,600	600	..	13. Forest	8,81,729	8,94,443	12,714	..
11. Law and Justice	5,05,583	5,19,641	45,012	..	14. Registration	1,47,144	1,49,978	2,831	..
12. Police	4,75,427	7,30,182	2,54,755	..	15. Post Office	89,308	1,05,917	16,049	..
13. Marine	49,774	55,740	5,966	..	16. General Administration	12,60,753	12,75,879	9,126	..
14. Education	2,76,638	2,77,810	2,177	..	17. Law and Justice	51,86,000	50,91,956	..	94,614
15. Medical	59,987	64,370	4,383	..	18. Police	47,83,858	49,20,019	1,81,666	..
16. Scientific and other minor Depart- ments	21,892	26,649	4,767	..	19. Marine	87,176	61,559	..	25,820
17. Interest	54,259	53,731	..	528	20. Education	12,04,695	13,31,317	1,27,122	..
18. Receipts in aid of Superannuation. Stationery and Printing	1,27,204	1,47,908	22,674	..	21. Medical	12,83,001	12,73,273	..	4,728
19. Miscellaneous	58,669	62,549	3,880	..	22. Political	2,689	2,689
20. Buildings and Roads (Civil Works) Contributions from Local Funds..	1,04,259	1,89,941	35,682	..	23. Scientific and other Minor Depart- ments	2,07,223	2,59,878	52,655	..
	4,089	66,469	56,380	..	24. Superannuation Allowances and Pensions	12,05,534	12,29,439	22,905	..
	60,051	1,69,985	1,09,934	..	25. Stationery and Printing	5,31,993	7,81,192	49,229	..
					26. Miscellaneous	2,63,192	3,74,108	1,70,916	..
Total ..	3,69,85,638	4,07,28,160	38,13,760	71,238	27. Famine Relief	1,350	4,005	3,255	..
					28. Buildings and Roads (Civil Works)	55,130	1,01,042	45,912	..
					Contributions from Provincial to Local	4,63,367	8,96,954	4,33,587	..
						3,35,56,097	3,55,27,566	21,00,502	1,89,633
<i>Departmental Heads.</i>					<i>Departmental Heads.</i>				
13. Telegraph	8,686	8,885	..	1	16. Telegraph	7,045	5,108	..	1,942
32. Building and Roads in charge of Public Works Officers	8,12,055	12,11,168	3,98,233	..	46. Civil Buildings, Roads and Services, in charge of Public Works Officers	41,44,310	34,71,683	..	6,72,627
					State Railway	34,764	10,162	..	24,602
Total, Departmental Heads ..	8,16,641	12,14,873	3,08,233	1	Total, Departmental Heads ..	41,86,119	34,86,968	..	6,99,151
Total, Receipts ..	3,78,02,279	4,10,43,033	42,11,093	71,239	Total, Expenditure ..	3,77,42,216	3,90,14,534	21,80,502	8,83,184
					Closing Balance ..	41,83,713	71,12,212	29,29,409	..
	4,10,25,929	4,61,26,746	42,72,056	71,239		4,10,25,929	4,61,26,746	60,80,001	8,83,184

(6).—Statement showing the Actual Receipts and Expenditure under Debt and Remittance Heads for 1885-86.

Debt and Remittance Accounts.	Receipts.	Expenditure.	Debt and Remittance Accounts.	Receipts.	Expenditure.
	Rs.	Rs.		Rs.	Rs.
Permanent Debt incurred—			Remittance—		
Stock Notes	80,850	81,225	Other Local Remittances	19,88,90,621	10,86,54,599
Unfunded Debt—			Other Departmental Accounts	26,30,560	3,50,15,250
Special Loans	Foreign Remittances	5,10,43,656	3,72,25,011
Treasury Notes	87,500	Account between Civil and other Departments—		
Deposits of Service Funds	1,83,657	2,76,624	Post Office	61,31,321	63,75,344
Savings Bank Deposits	50,56,085	60,64,775	Telegraph	17,23,541	23,21,812
Other Special Accounts	Marine	1,09,516	31,55,596
Deposits and Advances not bearing Interest—			Guaranteed Railways	5,88,41,801	2,36,55,723
Unspent Balances of Local Government ..	18,27,531	10,91,172	Military	38,94,505	3,90,78,981
Excluded Local Funds	40,35,796	39,96,014	Public Works	1,11,44,002	2,00,72,136
Departmental and Judicial Deposits ..	1,38,34,329	1,33,34,193	Remittance Account between England and India	23,61,977	1,18,796
Advances	7,57,57,699	7,50,12,402	Secretary of State's Bills drawn	4,90,90,037	8,95,90,038
Suspense Accounts	1,82,15,714	1,82,73,112			
Miscellaneous	2,41,778	2,30,929			
Loans to Municipalities, Native States, &c..	16,87,969	5,76,060			
			Total Rupees ..	50,78,12,065	57,53,54,225

A.—IMPERIAL REVENUE AND FINANCE.
(1).—LAND REVENUE.

REVENUE AND

A.—IMPERIAL REVENUE AND FIN

Statement showing the Gross Land Revenue to be realized and the

District.	Gross Land Revenue.		Shares of Revenue (Amal) collected by the sharers direct.		Political Ināma.		Personal Ināma.		Devasthan and Dharmadāy Ināma.		Vatan Ināma which have been brought under the Vatan Settlement.		Free by special agreement, including Hari-Koṣha.	
	1884-85.	1885-86.	1884-85.	1885-86.	1884-85.	1885-86.	1884-85.	1885-86.	1884-85.	1885-86.	1884-85.	1885-86.	1884-85.	1885-86.
	1	2	3	4	5	6	7	8	9	10	11	12	13	13a
Northern Division.														
Ahmedabad	20,00,214	20,07,970	31,898	31,458	4,35,392	4,35,745	30,699	30,073	4,440	4,440
Kaira	27,78,585	27,04,130	2,131	2,131	6,53,079	6,08,639	33,787	33,787	16,355	16,347
Panch Mahāls	4,26,392	4,44,166	1,460	1,462	52,790	52,912	13,315	13,315	20,163	21,371
Broach	29,49,312	29,67,762	4,35,538	4,35,448	23,024	23,014	22,585	22,666
Surat	27,71,290	27,85,885	3,727	3,727	2,83,835	2,83,914	20,844	20,844	20,142	20,142
Thāna	13,39,326	13,10,821	90,829	91,012	9,729	9,729	4,948	4,880
Total ..	1,21,05,119	1,22,09,724	80,311	86,778	19,62,098	19,63,570	1,32,398	1,32,262	88,600	89,757
Central Division.														
Poona	16,07,528	15,96,895	48,982	48,987	1,33,969	1,33,776	54,703	54,610	20,924	20,902
Ahmednagar	17,00,696	18,00,088	53,676	57,493	1,51,665	1,42,550	31,364	33,213	19,156	19,493
Satāra	23,55,015	23,61,495	4,833	4,833	51,007	50,867	3,07,906	3,06,536	76,565	76,453	99,300	99,283
Sholāpur	11,96,254	12,10,208	14,430	14,409	56,192	56,045	11,616	11,647	33,505	33,496
Khāndesh	35,77,802	36,03,340	31,292	30,227	78,063	83,524	13,399	12,854	22,324	22,322
Nasik	17,32,053	17,51,133	80,311	60,162	1,01,045	1,02,373	13,822	14,502	20,727	20,741
Total ..	1,22,29,238	1,23,83,007	4,833	4,833	2,59,668	2,62,145	9,18,813	9,14,853	2,01,469	2,03,288	2,16,345	2,16,032
Southern Division.														
Belgaum	18,71,405	19,87,453	27,777	26,068	1,81,188	1,80,768	37,818	39,152	1,40,884	1,42,859
Dharwar	29,70,503	30,09,608	13,343	33,196	1,34,443	1,35,428	68,657	67,355	80,508	80,651
Bijapur	16,85,444	16,87,409	28,184	13,530	91,475	91,947	26,680	27,100	1,03,613	1,06,025
Kannara	10,05,208	10,20,623	6,650	6,650
Ratnāgiri	9,83,176	9,64,046	2,063	2,068	54,219	54,830	14,277	14,050	378	378
Kolāba	10,30,622	10,31,877	11,481	11,431	56,639	56,655	12,360	12,118	3,304	3,304
Total ..	95,51,256	97,01,216	87,848	88,138	5,67,958	5,78,228	1,62,342	1,64,631	3,28,687	3,33,017
Sind.														
Karāchi	9,71,697	10,28,714	55,122	1,44,431	1,118	790	82	82	793	812
Shikarpur	30,10,700	31,15,170	27,139	26,950	6,22,668	7,61,060	4,766	4,670	25,570	57,342	1,073	1,246
Thar and Pārkar	3,58,059	3,59,257	847	780
Upper Sind Frontier	5,56,431	7,07,549	522	556	10,137	82,413	52	66
Haidarābad	16,04,322	24,33,477	1,936	1,929	1,35,749	10,30,978	3,099	3,655	166	290	1,782	1,751
Total ..	64,97,409	76,44,166	29,597	29,485	8,84,523	20,25,652	9,884	9,021	25,758	57,714	3,700	3,875
Grand Total ..	4,04,48,022	4,19,38,113	84,430	84,268	12,71,250	24,14,718	34,68,762	34,63,672	5,22,967	5,58,095	6,83,641	6,89,406	8,700	8,875

REMAINDER, BEING GOVERNMENT REVENUE—continued.

District.	Sale Proceeds of Grass Preserves.		Land Hable to floods and sold annually by auction.		Fees for Revenue Processes and Notice Fees.		Irrigation Revenue.		Miscellaneous.		Total.		Irrigation Department Revenue which is credited to Public Works Department.	
	1884-85.	1885-86.	1884-85.	1885-86.	1884-85.	1885-86.	1884-85.	1885-86.	1884-85.	1885-86.	1884-85.	1885-86.	1884-85.	1885-86.
	28	29	30	31	32	33	33a	33b	34	35	36	37	38	39
Northern Division.														
Ahmedabad	38,275	34,984	12,301	11,969	851	700	39,827	45,111	14,57,965	14,85,869
Kaira	12,994	13,863	3,560	3,018	620	744	25,366	32,687	19,09,087	20,14,630
Panch Mahāls	2,399	2,405	373	726	8,636	16,655	2,62,443	2,79,289
Broach	3,627	3,890	38,169	50,061	1,861	1,908	16,950	10,805	22,30,547	22,48,247
Surat	13,310	14,069	4,094	..	1,890	1,760	57,072	55,896	23,53,006	23,67,692
Thāna	3,703	..	165	..	2,485	68,444	64,216	12,10,249	11,99,798
Total ..	74,118	69,651	58,355	65,963	7,580	5,535	2,16,792	2,27,369	95,51,267	95,95,485
Central Division.														
Poona	8,186	3,593	583	550	3,050	3,642	60,141	60,846	23,273	16,269	12,31,003	12,71,856	60,141	60,846
Ahmednagar	6,834	7,069	44	2,911	4,329	6,738	7,975	7,703	5,002	5,408	14,56,966	16,51,811	7,978	7,593
Satāra	6,415	6,107	56	682	1,838	1,772	36,514	40,931	21,727	21,882	15,90,127	16,07,099	38,514	40,631
Sholāpur	8,037	8,504	784	917	1,314	1,420	14,468	13,396	4,399	9,898	10,51,592	10,45,491	14,468	12,896
Khāndesh	8,469	5,293	4,140	4,190	3,243	3,085	21,099	20,991	33,472	46,776	32,56,374	32,77,717	21,099	20,991
Nasik	6,177	2,083	100	1,034	2,996	2,636	5,509	..	15,472	16,156	14,60,616	14,75,911	5,509	..
Total ..	38,798	32,783	6,246	10,964	16,233	19,194	1,45,700	1,62,167	1,04,345	1,16,988	1,61,04,946	1,62,49,795	1,45,700	1,52,107
Southern Division.														
Belgaum	15,249	14,392	748	704	1,589	1,689	13,877	17,146	13,23,105	14,09,392	1,589	1,589
Dharwar	13,287	17,596	2,251	2,391	2,591	2,833	27,663	17,680	24,57,507	24,87,790	2,591	2,833
Bijapur	94	36	342	363	1,201	2,311	141	177	10,665	13,687	12,82,867	12,92,156	141	177
Kannara	7,236	6,983	571	704	6,578	7,321	10,00,158	10,15,373
Ratnāgiri	497	625	1,424	1,882	35,271	12,697	9,07,911	8,83,813
Kolāba	776	738	1,161	1,432	27,749	22,616	9,44,677	9,45,798
Total ..	37,139	40,370	342	363	7,416	9,538	4,291	4,699	1,30,003	90,797	79,15,623	80,33,637	4,291	4,599
Sind.														
Karāchi	19,328	16,220	1,069	951	1,377	1,514	29,102	32,189	9,13,374	8,81,162	4,278	4,590
Shikarpur	40	461	5,038	4,500	28,455	33,359	28,27,312	22,61,688	12,295	11,987
Thar and Pārkar	1	26,769	14,331	3,49,878	3,56,491	395	493
Upper Sind Frontier	300	604	22,648	60,455	5,45,604	6,24,267	244	785
Haidarābad	8,418	2,516	3,511	3,313	15,220	27,223	13,97,296	13,34,778	30,316	34,403
Total ..	24,366	18,746	1,069	1,461	11,127	10,297	1,19,248	1,77,008	55,33,428	56,07,486	47,438	52,298
Grand Total ..	1,73,451	1,60,840	66,012	78,690	42,366	44,504	1,40,991	1,56,766	5,69,198	6,11,392	3,31,05,264	3,33,86,603	1,97,439	2,09,004

FINANCE—continued.

ANCE. (I.)—LAND REVENUE.

actual Realizations in the years 1884-85 and 1885-86.

ALIENATIONS.						REMAINDER, BEING GOVERNMENT REVENUE.							
Infant of Taluks Service Vatanidars whose services have been retained.		Allowance of Village Servants useful to Government.		Allowance of Village Servants useful to Village Community.		Total Inams.		Revenue proper, being Assessment on Khalsa Lands.		Judi or Quit-rent on Alienated Lands.		Sale Proceeds of Permanent Occupancy.	
1884-85.	1885-86.	1884-85.	1885-86.	1884-85.	1885-86.	1884-85.	1885-86.	1884-85.	1885-86.	1884-85.	1885-86.	1884-85.	1885-86.
14	15	16	17	18	19	20	21	22	23	24	25	26	27
Rs.	Rs.	Rs.	Rs.	Rs.	Rs.	Rs.	Rs.	Rs.	Rs.	Rs.	Rs.	Rs.	Rs.
..	..	32,244	32,215	7,575	7,564	5,42,249	5,42,101	11,96,907	12,04,080	1,02,565	1,02,554	7,679	6,482
22,651.	22,655	50,090	50,090	7,456	7,456	7,79,498	7,79,480	13,33,594	13,36,525	6,56,832	6,56,765	10,206	12,078
..	..	24,405	24,134	9,125	9,018	1,43,979	1,44,807	2,38,773	2,47,494	28,506	27,440	4,324	2,510
..	..	88,171	88,171	39,501	39,417	6,09,766	6,09,515	10,37,693	10,40,648	2,30,065	2,29,898	11,376	10,619
..	..	65,364	65,355	24,322	24,301	4,18,284	4,18,283	21,18,475	21,32,314	1,45,530	1,45,403	12,635	18,161
..	..	12,289	11,918	1,262	1,578	1,20,077	1,20,023	11,02,565	11,00,406	36,003	35,176	6,234	..
22,651	22,655	2,79,724	2,77,833	89,201	89,334	26,13,852	26,14,239	79,77,907	80,20,470	11,60,101	11,57,230	57,504	49,850
..	3	64,892	63,458	3,097	3,084	3,29,527	3,24,839	10,92,574	10,96,046	80,078	80,268	18,116	1,582
..	50	43,577	50,098	4,992	5,400	3,04,430	3,08,277	13,19,624	14,09,254	1,06,917	1,09,189	4,838	3,742
49	27	1,11,185	1,11,378	16,134	15,142	7,55,898	7,54,486	12,00,492	12,00,449	3,31,166	3,31,729	841	3,757
27	27	25,909	26,030	3,083	3,101	1,44,692	1,44,715	9,50,453	9,59,905	57,273	57,421	14,834	14,370
1,682	1,629	1,58,724	1,59,107	16,354	15,390	3,21,235	3,25,623	30,30,714	30,40,030	1,44,217	1,45,034	11,075	12,319
195	195	68,672	68,609	8,692	8,690	3,71,467	3,75,272	13,39,976	13,64,593	83,780	84,589	6,776	7,395
1,933	1,914	4,70,689	4,78,740	50,342	50,807	21,24,292	21,33,212	89,33,838	90,68,247	8,03,411	8,07,347	56,480	43,166
..	..	1,47,468	1,65,401	13,175	13,603	3,45,300	3,78,851	9,08,955	9,83,625	3,71,485	3,70,286	11,202	21,000
..	..	1,39,684	1,30,894	23,361	24,224	5,12,996	5,21,318	18,58,540	18,81,482	5,37,795	5,43,835	16,210	17,072
..	..	1,99,349	1,43,417	13,476	13,648	4,02,577	3,95,458	10,16,391	10,35,672	2,31,277	2,31,371	13,096	8,689
8,347	8,351	798	798	188	188	5,050	5,050	9,83,473	9,94,522	19	19	3,279	5,960
923	923	1,544	1,531	..	162	86,445	86,174	8,93,472	8,98,948	19,054	18,919	1,865	3,900
9,270	9,304	4,25,833	4,42,041	50,195	51,820	16,35,633	16,67,879	66,10,342	66,37,486	11,76,433	11,86,355	49,657	64,330
1,208	1,181	58,323	1,47,552	8,38,866	8,01,328	5,144	5,472	18,316	23,535
2,172	2,324	6,83,388	8,53,482	22,38,465	21,28,004	17,048	16,512	42,366	77,996
2,934	2,986	3,781	3,766	3,24,119	3,41,160
154	146	10,805	83,181	5,22,369	5,53,542	244	765
4,052	4,090	2,07,024	10,48,699	13,18,567	12,05,913	35,896	39,828	17,086	45,085
10,520	10,983	9,03,931	21,36,680	52,41,836	50,89,947	58,332	62,577	78,370	1,47,516
44,374	44,856	11,79,446	11,98,604	1,89,798	1,91,061	73,37,758	85,51,510	2,86,93,968	2,88,16,156	31,98,277	32,13,415	2,42,011	3,04,861

DEDUCT REMISSIONS ON NET GOVERNMENT REVENUE FOR THE YEAR.

Introduction of Revision Survey.		Failure of Crops.		Poverty, Death and Desertion.		Accidents, Locusts, Fire, Flood, &c.		Other Causes.		Total Remissions.		Total Deductions on account of Irrigation Revenue and Remissions.	
1884-85.	1885-86.	1884-85.	1885-86.	1884-85.	1885-86.	1884-85.	1885-86.	1884-85.	1885-86.	1884-85.	1885-86.	1884-85.	1885-86.
40	41	42	43	44	45	46	47	48	49	50	51	52	53
Rs.	Rs.	Rs.	Rs.	Rs.	Rs.	Rs.	Rs.	Rs.	Rs.	Rs.	Rs.	Rs.	Rs.
..	166	661	65	13	1,380	1,210	1,640	1,904	1,640	1,904
..	63	81	285	234	1,104	1,186	1,452	1,450	1,432	1,450
2,621	116	451	10	3	1,321	1,258	4,068	1,717	4,063	1,717
..	102	86	7,917	8,759	7,928	309	7,928	9,154	7,928	9,154
..	104	..	1,114	3,977	627	1,055	1,845	5,032	1,845	5,032
160	148	58	27	61	269	175	250	175
2,771	148	629	1,276	6,742	12,991	4,750	6,017	16,592	19,432	16,892	19,432
..	57	13	883	380	740	393	60,881	70,239
31,218	88,552	0,335	61	29	..	19	40,648	38,600	48,626	46,163
582	24	40	..	1,602	1,555	2,204	1,643	58,718	42,574
..	20	70	20	70	14,458	12,936
..	7,028	..	247	922	1,309	27	4	1,077	89	2,026	1,402	23,116	22,303
..	2,067	236	54	49	1,003	425	3,124	5,684	8,633	8,884
31,910	46,544	9,335	271	3,050	1,567	182	82	4,385	2,538	48,762	50,992	1,94,462	2,03,150
12,750	20,017	209	38	416	432	13,389	20,497	14,958	22,074
717	..	109	109	217	71	..	250	283	67	1,306	403	3,507	3,326
..	228	164	23,249	29,241	23,477	29,405	24,616	29,582
25,034	34,918	24	..	581	384	285	304	66,200	58,251	92,124	93,857	92,124	93,857
5,316	8	208	266	125	216	5,709	478	5,709	478
..	522	172	523	172	523	172
43,817	54,985	183	100	1,235	663	1,076	988	60,247	88,197	1,36,508	1,44,892	1,40,759	1,40,491
..	10	18,331	29,977	4,101	876	22,432	39,963	20,710	44,453
..	..	23	..	92	..	26,397	1,15,104	3,958	1,404	20,405	1,16,570	41,670	1,28,557
..	258	5,426	201	..	450	5,420	854	5,919
..	18,042	18,042	317	1,231	9,844	10,273	10,028	20,028
..	6,619	3,109	64,268	17,595	79,897	20,704	1,01,268	65,107
..	..	28	..	92	10	60,122	1,80,656	72,845	21,168	1,33,937	2,01,830	1,80,525	2,54,074
78,398	1,01,627	9,496	380	5,006	2,508	70,122	1,94,719	1,72,227	1,16,920	3,35,249	4,17,152	6,32,678	6,20,156

REVENUE AND FINANCE—concluded.

A.—IMPERIAL REVENUE AND FINANCE. (I.)—LAND REVENUE—concluded.

Statement showing the Gross Land Revenue to be realized and the actual Realizations in the years 1884-85 and 1885-86—concluded.

District.	REVENUE FOR COLLECTION.						REALIZATION AND REMISSION UP TO 31ST JULY.			
	On account of current year.		Outstanding Balances on account of former years on 31st July last.		Total.		Collections on account of current year.		Collections on account of former years.	
	1884-85.	1885-86.	1884-85.	1885-86.	1884-85.	1885-86.	1884-85.	1885-86.	1884-85.	1885-86.
1	54	55	56	57	58	59	60	61	62	63
	Rs.	Rs.	Rs.	Rs.	Rs.	Rs.	Rs.	Rs.	Rs.	Rs.
Northern Division.										
Ahmedabad	14,56,325	14,63,965	3,379	4,910	14,59,704	14,58,875	14,54,000	14,62,208	783	107
Kaira	19,97,635	20,13,230	1,108	19,97,635	20,14,338	19,96,527	20,13,230	100
Panch Mahals	2,78,345	2,97,572	4,993	1,675	2,82,738	2,99,247	2,77,643	2,97,003	799	192
Broach	22,31,919	22,39,003	820	6,211	22,32,768	22,45,304	22,25,740	22,35,463	607	4,953
Surat	23,51,161	23,62,570	1,705	4,000	23,52,866	23,67,176	23,47,798	23,61,361	137	115
Thana	12,18,900	11,09,693	81	2,196	12,19,071	12,01,619	12,15,848	11,08,703	25	1,617
Total	95,34,375	95,76,053	10,397	20,706	95,44,772	95,96,769	95,17,986	95,68,148	2,291	7,294
Central Division.										
Poona	12,30,190	12,01,617	8,830	4,123	12,38,750	12,05,740	12,17,667	12,00,647	1,663	2,415
Ahmednagar	14,07,640	15,05,708	58,603	76,165	14,66,243	15,81,973	14,92,572	14,97,379	25,961	34,349
Satara	15,60,409	15,64,434	6,427	1,374	15,66,836	15,66,810	15,59,749	15,59,504	5,679	674
Sholapur	10,37,074	10,62,535	6,184	12,222	10,43,258	10,64,747	10,23,710	10,52,367	264	8,326
Khandesh	32,33,258	32,55,324	1,419	1,833	32,34,677	32,54,657	32,32,472	32,50,118	688	263
Nasik	14,51,933	14,67,927	19,803	8,371	14,71,786	14,75,368	14,46,998	14,54,850	10,820	3,670
Total	90,10,494	1,00,46,636	1,01,066	1,08,588	1,00,11,650	1,01,50,224	98,48,176	1,00,16,145	45,081	49,732
Southern Division.										
Belgaum	18,08,147	18,56,726	2,791	4,536	18,10,938	18,61,262	18,00,304	18,86,124	5	293
Dharswar	24,53,640	24,84,464	2,524	5,875	24,56,164	24,89,839	24,50,583	24,82,036	162	1,727
Bijapur	12,59,249	12,62,574	4,985	63,501	12,64,234	13,31,076	11,92,741	12,61,320	2,905	65,327
Kanara	9,08,032	9,21,716	857	147	9,08,589	9,21,863	9,07,891	9,21,378	618	97
Batnagiri	9,02,202	8,83,845	58,912	68,346	9,61,114	9,51,681	8,53,668	8,62,232	16,736	32,203
Kolaba	9,43,564	9,45,531	1,135	49	9,43,689	9,45,580	9,43,504	9,45,631	955	49
Total	77,74,824	78,84,346	71,204	1,46,954	78,46,028	80,31,300	76,54,671	78,59,671	21,381	89,701
Sind.										
Karachi	8,66,604	8,36,709	70,004	78,866	9,57,268	9,15,095	8,44,192	8,07,491	30,870	44,237
Shikarpur	22,53,642	21,33,131	1,40,039	70,023	24,25,681	22,04,154	22,68,507	21,13,767	72,753	34,070
Thar and Parkar	3,49,024	3,49,572	963	857	3,49,977	3,49,929	3,48,667	3,48,384	958	857
Upper Sind Frontier	5,35,478	6,04,329	61,428	53,108	5,96,906	6,57,437	5,05,014	5,79,610	86,024	25,310
Haidarabad	12,96,095	13,29,671	3,19,009	97,036	16,15,104	14,26,707	12,62,766	13,19,092	86,362	62,559
Total	53,52,903	52,63,412	4,92,033	2,99,910	58,44,936	55,52,322	53,10,046	51,68,154	2,23,962	1,63,053
Grand Total	3,25,72,586	3,27,60,447	6,74,700	5,70,158	3,32,47,280	3,33,30,606	3,22,30,873	3,26,11,018	2,95,715	3,19,770

District.	REALIZATION AND REMISSION UP TO 31ST JULY—contd.				BALANCE OUTSTANDING ON THE 1ST AUGUST.					
	Irrecoverable Balances written off on account of former years.		Total.		On account of current year.		On account of former years.		Total.	
	1884-85.	1885-86.	1884-85.	1885-86.	1884-85.	1885-86.	1884-85.	1885-86.	1884-85.	1885-86.
1	64	65	66	67	68	69	70	71	72	73
	Rs.	Rs.	Rs.	Rs.	Rs.	Rs.	Rs.	Rs.	Rs.	Rs.
Northern Division.										
Ahmedabad	967	14,54,793	14,63,282	2,265	1,757	2,646	3,836	4,911	5,593
Kaira	10,98,527	20,13,230	1,108	1,006	1,108	1,068
Panch Mahals	2,630	19	2,81,062	2,97,274	702	508	974	1,435	1,676	1,973
Broach	198	1,077	22,26,545	22,41,698	6,179	8,529	34	182	6,213	3,711
Surat	953	115	23,48,213	23,61,611	3,998	1,168	615	4,377	4,608	5,265
Thana	12,16,873	12,00,520	2,142	919	56	380	2,198	1,209
Total	3,781	2,178	95,21,053	95,77,610	16,339	7,901	4,325	11,246	20,714	19,119
Central Division.										
Poona	5,295	8	12,24,625	12,03,270	2,453	769	1,672	1,701	4,126	2,470
Ahmednagar	1,592	34,637	13,90,125	15,66,365	45,068	8,329	31,030	7,180	76,118	15,568
Satara	35	25	15,65,462	15,80,243	661	4,271	718	675	1,374	5,543
Sholapur	2,051	546	10,31,034	10,61,279	8,355	138	3,969	9,330	12,224	3,403
Khandesh	183	497	22,32,443	22,50,913	788	5,205	618	659	1,364	5,741
Nasik	5,600	1,656	14,63,414	14,60,976	4,985	12,177	3,387	3,145	8,372	15,322
Total	14,746	37,289	99,08,003	1,01,02,166	62,308	31,488	41,239	16,570	1,03,547	48,058
Southern Division.										
Belgaum	33	13,04,402	13,86,417	1,783	602	2,758	4,243	4,626	4,845
Dharswar	43	205	24,50,788	24,84,968	3,057	1,627	2,319	3,444	5,376	4,971
Bijapur	56	830	11,05,732	12,27,477	66,508	1,252	1,394	2,316	68,562	3,593
Kanara	233	51	9,08,742	9,21,620	141	337	6	147	237
Batnagiri	22,444	19,819	8,92,763	9,14,309	48,614	21,053	19,783	16,319	68,346	37,372
Kolaba	180	9,44,639	9,45,680	50	50
Total	23,019	20,905	76,90,071	79,30,177	1,20,153	24,771	26,304	26,352	1,46,967	61,123
Sind.										
Karachi	3,819	16,468	8,78,831	8,68,214	42,471	29,217	35,016	17,654	73,337	46,831
Shikarpur	24,397	5,642	23,55,657	21,83,399	27,175	19,373	42,889	30,412	70,024	49,785
Thar and Parkar	3,49,024	3,49,572	3,49,977	3,49,929	1,238
Upper Sind Frontier	1,560	16,585	5,43,798	6,21,855	29,583	24,819	23,645	10,763	53,108	35,582
Haidarabad	78,063	4,199	14,13,003	13,81,620	45,329	10,908	55,709	34,279	97,028	44,387
Total	1,09,014	42,742	55,46,022	53,73,949	1,42,856	85,265	1,56,059	93,118	2,98,914	1,78,373
Grand Total	1,60,500	1,03,114	3,20,77,154	3,30,33,902	3,41,705	1,49,415	2,23,427	1,47,288	5,70,132	2,96,703

B.—REVENUE OTHER THAN IMPERIAL. (I)—EXCISE.

(1).—Total Revenue derived from Duties upon the Consumption of Spirits, Fermented Liquors and Drugs during 1885-86.

District.	POPULATION.				REVENUE FROM DUTY ON				Incidence per head of Population.	Number of Licenses for retail of any of the foregoing.	Population per License.	Remarks.
	Mahomedans.	Hindus and others.	Total.	Number of Persons to the Square Mile.	Spirit.	Wine, Beer and other fermented Liquors.	Drugs.	Total Excise Revenue.				
<i>Northern Division.</i>												
Ahmedabad, including Deesa	85,023	775,247	860,270	224	Rs. 1,03,743	No. 1,042	Rs. 18,042	Rs. 1,83,427	Rs. a p. 0 3 5	154	5,500	(a) Including Rs. 1,710 on account of foreign wines.
Kaira	72,954	731,846	804,800	540	21,437	65	22,124	22,124	0 0 5	15	53,638	
Panch Mahals	16,000	239,419	255,419	160	29,311	25	14,077	44,543	0 2 9	98	2,000	
Broach	67,248	259,682	326,930	225	1,52,173	12,511	1,46,187	1,46,187	0 8 1	142	231	(b) These figures include fees levied for the right of tapping toddy trees and fees levied on licenses for the sale of toddy.
Surat	55,547	1,58,651	614,198	369	(a) 1,71,710	8,10,808	25,492	8,13,100	1 5 2	15	40,946	
Thana	36,973	8-8,951	855,923	214	(c) 1,02,208	(b) 3,68,697	9,655	8,70,500	..	1,385	..	
Total	334,404	3,383,796	3,718,200	257	13,30,142	6,93,328	70,481	20,09,951	0 9 0	1,807	2,057	
<i>Central Division.</i>												
Nasik	85,294	745,912	781,206	132	1,70,930	(d) 820	19,372	1,01,122	0 3 11	192	4,068	
Khandesh	92,297	1,144,934	1,237,231	124	5,04,066	1,745	50,431	5,55,842	0 7 3	324	3,819	
Ahmednagar	39,592	711,036	751,228	112	70,080	3,850	18,436	90,372	0 1 11	8	46,051	
Poona	42,036	853,685	900,621	168	4,11,390	15,343	23,638	4,62,411	0 8 2	273	3,299	(c) This includes Rs. 1,542 on account of deficit recovered from farmers to make up the guaranteed amount.
Sholapur	44,016	639,395	683,411	128	1,16,200	30,000	17,600	1,63,800	0 4 5	48	12,154	
Satara	30,693	1,100,663	1,131,356	227	97,986	834	3,366	1,02,186	0 3 6	68	10,368	
Total	283,828	5,101,825	5,385,153	142	13,70,658	52,232	1,42,843	15,05,733	0 4 8	903	5,387	
<i>Southern Division.</i>												
Belgaum	66,282	797,752	864,034	185	2,19,475	83,683	17,475	3,20,573	0 5 11	75	11,520	
Dharwar	100,622	782,285	882,907	194	(e) 3,46,380	1,921	(f) 10,914	3,57,419	0 6 6	30	24,525	(e) Including Rs. 97,380 on account of today.
Bijapur	67,096	671,427	738,523	110	1,71,936	300	6,122	1,23,358	..	245	2,006	
Kanara	24,282	397,558	421,840	107	1,61,724	5,812	1,07,546	1,68,800	0 5 7	58	7,273	
Ratnagiri	71,051	926,039	997,090	254	69,076	99,992	2,193	1,71,251	0 2 9	708	1,200	(f) Do. Rs. 2,418 on account of opium.
Kolaba	23,311	459,010	482,320	257	3,00,940	12,356	10,524	3,23,821	0 10 9	322	1,499	(g) Fees for tapping toddy trees and fees for toddy shops.
Total	358,094	3,934,080	4,287,174	176	12,19,471	1,97,346	62,140	14,08,957	0 5 5	1,504	2,850	
<i>Sind.</i>												
Karachi	3,00,007	88,021	478,028	33	1,17,127	300	28,000	1,45,427	0 30	206	1,617	
Haidarabad	594,485	160,139	754,624	83	1,28,001	..	31,183	1,59,184	0 3 4	369	2,045	
Shikarpur	822,178	822,178	822,178	85	98,700	875	43,775	1,38,850	0 2 8	571	1,440	
Thar and Parkar	109,194	94,150	203,344	15	7,947	..	2,143	9,100	0 0 8	87	2,347	
Upper Sind Frontier	144,181	144,181	144,181	52	23,900	275	8,000	32,175	0 3 7	95	1,517	
Total	2,403,015	2,403,015	2,403,015	50	3,69,773	1,450	1,13,101	4,84,323	0 3 2	1,418	1,701	
Total for four Divisions.	15,793,542	15,793,542	15,793,542	126	42,90,046	8,44,356	3,78,563	58,18,067	0 5 8	5,632	2,793	
Aden including Shaikh Othman	28,647	6,992	35,639	1,029	(d) 54,924	6,497	6,188	67,600	0 10 8	20	1,780	(d) Including Rs. 34,330 on account of import duty. Do. Rs. 1,877 warehouse rent and fines.
Bombay City and Island, Import Duty	158,713	614,483	773,196	35,145	20,32,683	40,529	41,100	21,14,312	4 4 1	614	1,259	
Total	158,713	614,483	773,196	35,145	30,43,263	2,04,528	41,004	32,89,450	4 4 1	614	1,259	
GRAND TOTAL	16,002,377	16,002,377	16,002,377	133	73,94,233	11,55,436	4,20,667	80,70,026	0 8 8	6,264	2,040	

(2).—Revenue derived from Duty on Consumption of Spirits during 1885-86.

District.	POPULATION.				REVENUE FROM			Incidence per Head.	Number of Licenses for Retail.	Population per License.	Remarks.	
	Mahomedans.	Hindus and others.	Total.	Number of Persons to the Square Mile.	Number of whole-sale Licenses.	Spirit distilled in India in the European method or imported from abroad.	Country Spirit.					
<i>Northern Division.</i>												
Ahmedabad, including Deesa	85,023	775,247	860,270	224	..	Rs. 1,270	Rs. 1,62,473	Rs. 1,63,743	Rs. a p. 0 3 1	101	8,523	
Kaira	72,954	731,846	804,800	500	..	65	21,437	21,502	0 5 0	3	2,082,000	
Panch Mahals	16,000	239,419	255,419	160	1	50	29,729	29,779	0 1 10	57	4,369	
Broach	67,248	259,682	326,930	225	..	200	1,52,173	1,52,373	0 7 5	5	65,380	
Surat	55,547	1,58,651	614,198	369	..	1,710	4,73,000	4,76,710	0 12 5	15	40,946	
Thana	36,973	818,951	855,923	214	..	4,327	4,87,911	4,92,238	..	34	..	
Total	334,404	3,383,796	3,718,200	257	9	7,622	13,28,723	13,36,345	0 5 9	215	17,293	
<i>Central Division.</i>												
Nasik	85,294	745,912	781,206	132	4	1,990	1,68,940	1,70,930	0 3 6	99	7,890	
Khandesh	92,297	1,144,934	1,237,231	124	2	1,345	5,04,068	5,05,411	0 0 6	119	10,225	
Ahmednagar	39,592	711,036	751,228	112	8	1,009	68,987	70,086	0 1 6	3	68,093	
Poona	42,036	853,685	900,621	168	..	4,673	4,04,717	4,11,390	0 7 3	150	6,927	
Sholapur	44,016	639,395	683,411	128	6	1,200	1,15,000	1,16,200	0 3 2	5	53,037	
Satara	30,693	1,100,663	1,131,356	227	..	736	97,986	98,722	0 1 4	19	59,550	
Total	283,828	5,101,825	5,385,153	142	20	11,043	13,61,696	13,72,739	0 4 0	875	14,800	All country liquor consumed in the district is manufactured at the distillery according to the European method.
<i>Southern Division.</i>												
Kolaba	23,311	459,010	482,320	257	8	250	3,00,690	3,00,940	0 0 10	166	2,595	
Belgaum	66,282	797,752	864,034	185	5	1,315	2,17,600	2,19,415	0 4 1	9	61,715	
Dharwar	100,622	782,285	882,907	194	6	1,025	3,40,380	3,47,405	0 6 4	12	73,476	
Bijapur	67,096	671,427	738,523	110	3	300	66,500	66,800	..	75	8,746	
Kanara	24,282	397,558	421,840	107	8	400	1,61,224	1,61,724	0 6 3	22	4,001	
Ratnagiri	71,051	926,039	997,090	254	..	665	69,076	69,741	0 1 0	15	66,472	
Total	358,094	3,934,080	4,287,174	176	30	4,455	11,61,570	11,66,035	0 4 4	317	13,625	
<i>Sind.</i>												
Karachi	3,00,007	88,021	478,028	33	3	5,575	1,11,752	1,17,127	0 24	37	3,493	
Haidarabad	594,485	160,139	754,624	83	0	727	1,27,374	1,28,001	0 2 8	129	5,488	
Shikarpur	822,178	822,178	822,178	85	..	875	93,700	94,575	0 1 10	30	2,705	
Thar and Parkar	109,194	94,150	203,344	15	1	25	7,022	7,047	0 0 5	22	9,243	
Upper Sind Frontier	144,181	144,181	144,181	52	..	275	23,900	24,175	0 2 8	53	2,720	
Total	2,403,015	2,403,015	2,403,015	50	12	7,477	3,63,448	3,70,925	0 2 5	545	4,400	
Total for four Divisions.	15,793,542	15,793,542	15,793,542	126	..	30,597	42,15,437	42,46,031	0 4 0	1,452	10,877	
Aden including Shaikh Othman	28,647	6,992	35,639	1,029	..	(a) 41,637	13,287	54,924	0 8 5	17	2,006	(a) Including Rs. 34,330 on account of import duty. Do. Rs. 1,877 warehouse rent and fines.
Bombay City and Island, Import Duty	158,713	614,483	773,196	35,145	60	68,330	10,64,353	20,32,683	3 15 0	418	1,840	
Total	158,713	614,483	773,196	35,145	66	10,78,910	19,64,353	30,43,283	3 15 0	418	1,840	
GRAND TOTAL	16,002,377	16,002,377	16,002,377	133	137	11,51,144	61,93,077	73,44,221	0 7 0	1,887	8,708	

B.—REVENUE OTHER THAN IMPERIAL. (I.)—EXCISE—continued.

(3).—Revenue derived from Duty upon the Consumption of Spirits manufactured in India in the European method, or imported from abroad during 1885-86.

District.	POPULATION.				NUMBER OF LICENSES.		RATE OF LICENSE DUTY.		STILL-HEAD AND IMPORT DUTY.				Incidence of Still-head Duty per Gallon.	Incidence of Total Duty collected per Gallon.	Total Revenue.	Incidence per Head.	Population per Retail License.	Remarks.		
	Mahomedans.	Hindus and others.	Total.	Number of Persons to the Square Mile.	Wholesale.	Retail.	Wholesale.	Retail.	Rate of Duty per Imperial Gallon, London Proof.	Number of Gallons on which Duty was levied.	Average Strength.	Total Duty collected.								
1	2	3	4	5	6	7	8	9	10	11	12	13	14	15	16	17	18	19		
<i>Northern Division.</i>																				
Ahmedabad, including							Rs. a. p.	Rs. a. p.	Rs. a. p.			Rs.	Rs. a. p.	Rs. a. p.	Rs.	Rs. a. p.				
Dessa	85,623	776,247	860,870	224*	..	12	...	50 to 150	1,270	...	71,739			
Kaira	72,054	731,816	804,800	510*	..	2	...	10 to 50	95	2,01,200	402,400			
Panch Mahals	16,040	239,119	256,470	160*	1	..	50 0 0	(a) 50			
Broach	67,348	259,882	326,830	225*	..	4	...	50 0 0	200	...	81,732			
Surat	65,547	658,651	614,198	360*	6	8	100 0 0	90 to 150	1,710	0 0 0½	87,742			
Thana	30,972	818,651	356,923	214*	8	23	4,327	...	28,534			
Total ..	384,404	3,883,706	8,718,200	257*	15	54	7,022	...	66,855			
<i>Central Division.</i>																				
Nasik	35,294	745,912	781,206	132*	4	10	100 0 0	150 0 0	1,900	48	78,120			
Khandesh	92,207	1,144,931	1,237,231	124*	2	8	50 to 75	1,345	...	154,654			
Ahmednagar	59,592	711,830	761,228	112*	8	1	50 to 111	50 to 223	1,090	0 0 0½	375,614			
Poona	42,036	858,585	900,621	148*	..	50	...	100 0 0	4,673	0 0 0½	18,012			
Sholapur	44,016	639,395	683,411	128*	6	4	100 0 0	160 0 0	1,200	0 0 3	58,341			
Satara	30,693	1,100,803	1,131,450	227*	..	18	...	27 0 0	738	...	62,868			
Total ..	233,328	5,101,325	5,335,153	142*	20	91	11,048	...	60,177			
<i>Southern Division.</i>																				
Belraam	66,269	707,752	864,014	136*	5	3	100 0 0	150 to 200	1,815	4	108,001			
Dharwad	100,622	782,285	882,907	194*	6	4	100 to 200	25 to 100	1,025	2	220,727			
Bijapur	67,000	671,427	638,493	110*	8	2	300	...	127,698			
Kanara	24,2-2	397,558	421,340	107*	3	..	50 0 0	430	0 0 0½	62,730			
Ratnagiri	71,051	926,030	997,080	254*	..	6	100 to 150	665	...	89,048			
Kolaba	23,511	459,019	482,830	257*	..	5	...	250 0 0	250	...	96,566			
Total ..	353,094	3,034,060	4,287,174	176*	22	25	4,455	...	1,71,486			
<i>Sind.</i>																				
Karachi	390,067	88,621	478,688	93*	2	19	50 to 250	25 to 450	5,575	0 0 11	25,194			
Haidarabad	594,485	160,139	754,624	83*	9	..	24 to 100	727	185	33,847			
Shikarpur	822,178	..	822,178	85*	..	13	...	25 to 150	875	...	68,244			
Thar and Parkar	109,194	94,160	203,344	15*	1	..	26 0 0	25	...	203,344			
Upper Sind Frontier	144,181	..	144,181	52*	..	3	...	75 to 100	275	...	48,060			
Total ..	2,403,015	3,034,060	4,287,174	176*	12	35	7,477	...	68,657			
Total for four Divisions ..	15,79	3,642	15,793,543	126*	60	205	30,597	...	77,041			
Aden including Shaikh Othman	23,647	6,902	35,039	1,020	..	16	...	120 to 450*	...	9,630	...	34,330	39,760	1 1 9	2,250			
Bombay City and Island	158,713	614,498	773,186	35,145*	66	103	200 to 500	100 to 600	4 0 0	2,53,651	...	10,17,038	4 10 10	4 0 1	10,78,910	1 0 4	7,506			
GRAND TOTAL ..	16,60	2,377	16,602,377	183*	185	324	2,63,697	...	10,51,418	11,49,267	0 1 1	51,241			

* Rs. 3 on all spirits imported except rum on which Rs. 4 per gallon London Proof is charged.

B.—REVENUE OTHER THAN IMPERIAL. (I.)—EXCISE—continued.

(4).—Revenue derived from Duty on Consumption of Country Spirits during 1885-86.

1885-86.]

District.	POPULATION.				Number of Government Central Distilleries.	NUMBER OF LICENSES.		RATE OF LICENSE DUTY.		AMOUNT OF REVENUE INCLUDING LICENSE DUTY LEVIED BY.				Consumption in Imperial Gallons.	Average Strength.	Consumption in Imperial Gallons, London Proof.	Rate of Duty per Imperial Gallon, London Proof.	Total Revenue.	Revenue per Head.	Population per Retail License.	Remarks.
	Muho-medane.	Hindus and others.	Total.	Number of Persons to the Square Mile.		Wholesale.	Retail.	Wholesale.	Retail.	Still-head Duty.	Farming or out-stills not of fixed Capacity.	Contract or out-stills of fixed Capacity.	Total.								
1	2	3	4	5	6	7	8	9	10	11	12	13	14	15	16	17	18	19	20	21	22
<i>Northern Division.</i>																					
Ahmedabad, including Deesa	85,628	775,247	860,870	224	1	..	89	Rs. 1,53,312	..	Rs. 9,161	Rs. 1,62,473	74,022	25° to 60° U. P.	..	Rs. a. p.	Rs. 1,62,473	Rs. a. p. 0 3 0	9,673	
Kaira	72,984	731,846	804,830	600	1	Rs. 21,437	..	Rs. 21,437	Rs. 21,437	Rs. a. p. 5 0 0	804,800	
Panch Mahals	16,000	230,413	255,479	160	68	Rs. 29,729	..	Rs. 29,729	52,993	25° to 60° U. P.	Rs. 29,729	Rs. a. p. 0 1 10	6,359	
Broach	67,248	250,682	326,090	225	1	..	1	..	(b) ..	(b) ..	Rs. 1,51,973	..	Rs. 1,51,973	87,562	25° to 60°	44,814 22,748	{ 2 6 0 2 4 0 1 5 0 1 4 0	Rs. 1,51,973	Rs. a. p. 0 7 5	326,030	
Surat	65,547	658,051	614,108	300	1	..	1	Rs. 4,75,000	..	Rs. 4,75,000	4,87,097	25° to 60°	4,87,097	..	Rs. 4,75,000	Rs. a. p. 0 12 4	614,108	
Thána	36,972	818,951	855,923	214	6	Rs. 4,86,369	..	Rs. 4,86,369	3,70,896	Rs. 4,87,911	
Total	334,404	3,383,706	3,718,200	257	3	..	156	Rs. 1,114,681	Rs. 2,08,139	Rs. 9,161	Rs. 13,26,981	10,61,570	Rs. 13,28,523	Rs. a. p. 0 5 8	23,537	
<i>Central Division.</i>																					
Nasik	25,291	745,012	781,206	131	1	..	85	Rs. 1,40,514	Rs. 23,420	..	Rs. 1,63,934	65,123	Rs. 1,63,934	Rs. a. p. 0 9 6	9,190	
Khandesh	92,207	1,144,034	1,237,231	121	111	Rs. 5,04,060	1,10,470	Rs. 5,04,060	Rs. a. p. 0 6 6	11,148	
Ahmednagar	39,692	711,636	751,228	112	25	Rs. 68,987	Rs. 68,987	22,326	Rs. 68,987	Rs. a. p. 0 1 6	7,51,228	
Poona	42,036	858,535	900,221	168	1	..	80	Rs. 4,06,717	..	Rs. 4,06,717	..	25° to 60°	Rs. 4,06,717	Rs. a. p. 0 7 2	11,257	
Sholapur	44,016	689,395	733,411	128	1	..	40	Rs. 1,15,000	..	Rs. 1,15,000	84,651	25° to 60° U. P.	Rs. 1,15,000	Rs. a. p. 0 3 1	14,580	
Satara	30,593	1,100,363	1,131,456	227	1	..	04	Rs. 97,986	Rs. 97,986	..	25° and 60°	Rs. 97,986	Rs. a. p. 0 1 4	..	
Total	281,829	5,101,325	5,385,163	142	7	..	435	Rs. 3,24,501	Rs. 4,85,143	Rs. 6,02,052	Rs. 13,61,696	2,33,070	Rs. 13,61,696	Rs. a. p. 0 4 0	12,379	
<i>Southern Division.</i>																					
Kolaba	23,811	450,019	482,838	257	181	Rs. 3,00,690	..	Rs. 3,00,690	Rs. 3,00,690	Rs. a. p. 0 0 10	2,667	
Belgaum	60,262	747,762	808,024	185	1	..	181	Rs. 2,17,601	..	Rs. 2,17,601	73,530	Rs. 2,17,601	Rs. a. p. 0 4 01	4,774	
Dhárwār	100,622	782,285	882,907	194	1	..	347	Rs. 3,46,380	..	Rs. 3,46,380	Rs. 3,46,380	Rs. a. p. 0 6 3	2,544	
Bijapur	67,006	571,427	638,433	110	173	(a) ..	(a)	Rs. 66,500	..	Rs. 66,500	23,403	25° to 60°	Rs. 66,500	Rs. a. p. 0 1 7	3,690	(a) The rate of license duty cannot be shown as the Abkari Farms are sold by contract.
Kanara	24,282	397,538	421,810	107	22	(b) ..	(b)	Rs. 23,665	Rs. 1,37,650	Rs. 1,61,324	..	25° to 40°	Rs. 1,61,324	Rs. a. p. 0 4 7	19,174	
Ratanagiri	71,051	920,039	997,090	254	8	Rs. 69,076	Rs. 69,076	1,17,277	25° to 60°	Rs. 69,076	Rs. a. p. 0 1 1	997,090	
Total	353,094	3,934,069	4,203,015	176	2	..	912	Rs. 5,41,056	Rs. 5,60,530	Rs. 60,076	Rs. 11,61,571	2,14,352	Rs. 11,61,571	Rs. a. p. 0 4 4	4,790	
<i>Sind.</i>																					
Karachi	390,067	88,671	478,638	33	Rs. 1,11,552	Rs. 1,11,552	Rs. a. p. 0 2 8	4,056	(b) Right farm-
Mirzapur	504,385	160,139	664,524	83	120	(b) ..	Rs. (b) 1,27,374	..	Rs. 1,27,274	3,684	Rs. 1,27,274	Rs. a. p. 0 2 8	5,850	ed.
Shikarpur	822,178	..	822,178	45	291	Rs. 93,700	Rs. a. p. 0 1 10	2,535	(c) Outstills.
Thar and Parkar	100,191	94,150	194,341	15	22	Rs. 7,922	Rs. a. p. 0 0 6	9,245	(d) Sold annually by public auction.
Upper Sind Frontier	144,181	..	144,181	52	60	Rs. 23,000	..	Rs. 23,000	15,039	Rs. 23,000	Rs. a. p. 0 2 7	2,883	(e) 10,454 duty; 2,883 license fees.
Total	2,403,015	2,403,015	..	50	492	Rs. 2,02,720	..	Rs. 2,02,720	20,331	Rs. 3,03,448	Rs. a. p. 0 2 5	4,894	
Total for four Divisions.	15,79	3,542	15,793,542	120	12	..	1,905	..	7,140	1,981,138	14,51,547	6,80,289	41,12,974	15,29,323	Rs. 42,15,248	Rs. a. p. 0 4 3	7,918	
Aden including Shaikh Othman	28,647	6,992	35,639	1629	1	..	(d) ..	(e) 13,237	Rs. 13,237	5,227	50° U. P.	..	Rs. 4 0 0	Rs. 13,237	Rs. a. p. 5 11 0	35,639	
Bombay City and Island.	158,713	614,430	773,106	35,145	4	..	313	Rs. 17,17,623	5,88,224	20° to 60° U. P.	..	From 3 2 8 to 3 10 8	Rs. 19,04,353	Rs. a. p. 2 8 8	2,454	
GRAND TOTAL	16,60	2,377	16,602,377	133	16	..	2,311	..	7,140	37,12,048	14,51,547	6,80,289	5,843,884	21,22,776	Rs. 61,92,378	Rs. a. p. 0 5 11	7,184	

STATISTICAL RETURNS.

[APP. V. B. (I.) (4)]

B.—REVENUE OTHER THAN IMPERIAL. (I)—EXCISE—continued.
 (5).—Materials from which Country Spirit was distilled during 1885-86.

District.	POPULATION.				FROM ORAIN AND MOLASSES.			FROM MAHUA (<i>Bacca latifolia</i>).					TABLE.					REMARKS.										
	Maharashtra.	Hindus and others.	Total.	Number of Persons to the Square Mile.	Number of Licenses.	Revenue from Licenses.	Revenue from fixed Duty.	Total.	Population supplied.	Number of Licenses.	Revenue from Licenses.	Revenue from fixed Duty.	Total.	Population supplied.	Number of Licenses.	Revenue from Licenses.	Revenue from fixed Duty.		Total.	Population supplied.								
1	2	3	4	5	6	7	8	9	10	11	12	13	14	15	16	17	18	19	20	21	22	23	24	25	26			
Northern Division.																												
Abolished, including																												
Lavan	85,928	775,347	861,275	224	80	0,161	1,53,912	1,53,973	800,070		
Wala	73,554	721,810	804,364	800	57	21,487	..	21,487	170,040		
Paar Mahals	14,080	230,410	244,490	160	1		
Broach	67,240	240,422	307,662	225	1	..	1,51,978	1,51,978	306,080	
Sarat	53,347	858,451	911,798	348	8	4,00,000	..	(a) 4,00,000	..	(b)		
Thana	86,972	818,951	905,923	214		
Total	384,404	3,393,706	3,778,110	287	184	5,40,000	2,05,342	5,52,038	1,544,630	..	2,91,108	..	2,91,108		
Central Division.																												
Nalk	25,294	745,912	771,206	182	85	1,68,040	..	1,68,040	
Khandesh	92,297	1,144,984	1,237,281	124	111	3,04,000	..	3,04,000	
Ahmednagar	30,507	711,634	742,141	112	1	..	68,987	68,987	777,228	
Purna	42,084	854,455	896,539	108	80	4,06,717	..	4,06,717	900,031	
Sholapur	44,016	839,395	883,411	128	1	1,15,000	..	1,15,000	
Malka	20,593	1,100,843	1,121,436	227	1	97,980	..	97,980	1,349,092	2	98	..	98	
Total	283,822	5,101,825	5,385,647	142	270	12,02,709	68,987	12,02,096	5,000,941	2	98	..	98	
Southern Division.																												
Kolaba	28,811	480,010	508,821	287	8	2,00,000	..	2,00,000	482,880	
Belgaum	68,262	797,752	866,014	186	1	
Shikhar	100,022	782,221	882,243	194	
Bijapur	67,044	571,427	638,471	116	178	65,600	..	65,600	7,740	7	97,280	..	97,280	
Kanara	26,292	397,458	423,750	107	4	94,133	..	94,133	198,526	
Ratnagiri	71,031	926,489	997,520	254	
Total	353,004	3,934,080	4,287,174	176	4	94,133	..	94,133	198,526	177	5,67,100	2,17,600	5,84,700	490,670	21	2,26,245	..	2,26,245	2,26,245	1	2,49,000	..	2,49,000	..	2,49,000	
Sind.																												
Karachi	290,067	88,621	378,688	88	118	111,562	..	111,562
Haidarabad	504,485	1,00,139	604,624	83
Shikhar	572,178	..	572,178	85
Thar and Parkar	100,194	94,150	194,344	15
Upper Sind Frontier	144,181	..	144,181	82
Total	2,408,015	..	2,408,015	50	459	205,252	22,900	229,152	205,252
Total for four Divisions.																												
Aden including Shalikh	22,847	6,902	29,749	1820
Oman	343,713	614,483	958,196	26,145
Bombay City and Island
GRAND TOTAL	16,002,877	..	16,002,877	188	489	205,252	22,900	229,152	1,068,704	910	24,45,460	22,25,042	46,70,502	6,709,827	48	5,88,480	..	5,88,480	5,88,480	180	3,76,274	..	3,76,274	..	3,76,274

Impossible to ascertain as Toddy is not manufactured into spirit.
 (b) Not available.
 (c) No separate licenses for manufacture of liquor from Toddy are issued.

The right of farm or manufacture and sell country liquor is sold by public auction. The No. 201 to this Statement and elsewhere represents the number of licensed shops for the retail sale of the liquor.

(a) This does not include Rs. 1,542 on account of deficit recovered to make up the guaranteed amount.

B.—REVENUE OTHER THAN IMPERIAL (I)—EXCISE—continued.

(6)—Revenue from Wine and Fermented Liquors during 1885-86.

District.	POPULATION.				Number of Wholesale Licenses.	NUMBER OF LICENSES FOR RETAIL OF					REVENUE DERIVED FROM					Incidence per Head.	Population per Retail License.	Remarks.		
	Mahomedans.	Hindus and others.	Total.	Number of Persons to the Square Mile.		Wine.	Beer.	Tadi, Fermented.	Pachwal or Handia Rice Beer.	Other kinds of Fermented Liquors.	Wine.	Beer.	Tadi, Fermented.	Pachwal or Handia Rice Beer.	Other kinds of Fermented Liquors.				Total Revenue.	
1	2	3	4	5	6	7	8	9	10	11	12	13	14	15	16	17	18	19	20	
Northern Division.																				
Ahmedabad, including Deesa..	85,823	775,247	860,870	224	..	12	..	7	Rs. 1,370	..	Rs. (6)1,042	Rs. 2,312	..	45,307	(a) No license is granted separately for the privilege of selling wine and beer. (b) Tadi is sold in an unfermented state.	
Kaira	72,854	781,846	854,800	800	..	2	65	55	..	4,02,400		
Panch Mahals	16,080	239,419	255,470	160	59	75		
Broach	67,248	259,682	326,930	225	188	12,511	0 0 7	2,421		
Surat	55,547	558,651	614,198	809	..	(a)14	..	242	1,710	2,10,088	0 8 3	1,750		
Thana	26,972	818,961	845,928	214	8	(a)28	..	1,348	4,827	77,618		
Total	334,404	3,283,790	3,718,200	287	8	56	..	1,882	7,422	..	402,170	409,601	0 1 9	1,069		
Central Division.																				
Nasik	25,204	745,812	781,206	132	Rs. 820	0 0 2	18,020	No special licenses are issued in this District for wine and beer apart from what is known as English liquor licenses which are detailed in Statement No. 2.	
Khandesh	92,297	1,144,934	1,237,231	124		
Ahmednagar	39,592	711,936	781,228	112	1	2,850	0 0 1	7,51,229		
Poona	42,036	858,585	900,621	168	46	15,823	3 4 0	19,570		
Sholapur	44,016	839,395	883,411	123	6	1	1,200	30,000	0 0 10	53,037		
Satara	30,593	1,100,863	1,131,456	227	..	18	..	2	786	98	..	62,668		
Total	263,828	5,101,325	5,285,139	142	6	18	10	60	786	1,200	50,151	52,087	0 0 1	60,040		
Southern Division.																				
Kolaba	23,611	459,019	482,630	257	188	12,256	12,256	0 0 4	2,630	Separate licenses for the sale of wine and beer are not granted.	
Belgaum	66,262	797,752	864,014	186		
Dharwar	100,622	782,295	882,907	194	6	1,025	1,025	.. 2	2,20,727		
Bijapur	67,066	571,427	638,493	110		
Kanara	24,282	397,568	421,840	107	..	(d) 6		
Ratnagiri	71,961	926,039	997,990	254	784	668	99,317	0 1 6	1,345		
Total	353,094	3,024,080	4,287,174	176	6	10	..	967	1,090	..	111,678	112,938	0 0 5	4,882		
Sind.																				
Karachi	390,067	68,621	478,688	33	53,187	No licenses were issued during the year under report.
Haidarabad	594,485	160,189	754,624	33	10		
Shikarpur	822,178	..	822,178	35		
Thar and Parkar	109,194	94,150	203,344	16		
Upper Sind Frontier	144,181	..	144,181	52		
Total	2,403,015	..	2,403,015	80	..	3	10	9	375	..	300	24,775	25,350	0 0 2	29,666	
Total for four Divisions																				
	15,79	3,542	15,799,542	120	20	97	29	2,788	..	60	10,123	1,200	564,803	..	24,775	600,401	0 0 7	5,401		
Aden including Shalkh Othman.																				
	23,647	6,992	26,639	1620	..	(d)16	(e)5,693	(e)804	6,497	0 2 9	2,227	(e) Import duty. (d) Includes the privilege of selling imported foreign spirits.	
Bombay City and Island																				
	156,718	614,483	771,196	85,146	87	1,49,189	14,880	40,529	..	26	2,04,683	0 6 3	8,887		
GRAND TOTAL	16,602,877	..	16,602,877	128	20	108	29	2,845	..	50	164,954	16,884	604,832	..	24,811	811,491	0 0 9	5,484		

M 644-43 op

1885-86-1

STATISTICAL RETURNS.

LAPP. V. B. (I.) (6)

B.—REVENUE OTHER THAN IMPERIAL. (I).—EXCISE—continued.
(5).—Materials from which Country Spirit was distilled during 1885-86.

181

APP. V. B. (I.) (5.)

BOMBAY ADMINISTRATION REPORT.

[1886-86.]

District.	POPULATION.				FROM GRAIN AND MOLASSES.				FROM MANUA (<i>Bassia latifolia</i>).				TAXI.*				OTHER MATERIALS.				Remarks.						
	Mahomedans.	Hindus and others.	Total.	Number of Persons to the Square Mile.	Number of Licenses.	Revenue from Licenses.	Revenue from fixed Duty.	Total.	Population supplied.	Number of Licenses.	Revenue from Licenses.	Revenue from fixed Duty.	Total.	Population supplied.	Number of Licenses.	Revenue from Licenses.	Revenue from fixed Duty.	Total.	Population supplied.	Number of Licenses.		Revenue from Licenses.	Revenue from fixed Duty.	Total.	Population supplied.		
1	2	3	4	5	6	7	8	9	10	11	12	13	14	15	16	17	18	19	20	21	22	23	24	25	26		
<i>Northern Division.</i>																											
Ahmedabad, including Deesa ..	85,023	775,217	860,240	224	89	0,161	1,53,312	1,53,473	800,870	
Kaira ..	72,354	731,816	804,170	500	1	21,437	..	21,437	170,000	
Panch Mahals ..	16,060	239,419	255,479	169	57	20,720	57	20,787	184,820	
Broach ..	67,248	239,682	306,930	225	1	..	1,51,978	1,51,978	329,930	
Surat ..	55,547	558,651	614,198	300	
Thana ..	36,972	818,951	855,923	214	6	4,80,309	..	(a) 4,80,309	.. (b)	.. (c)	2,01,083	..	2,01,083	
Total ..	334,404	3,383,700	3,718,200	257	154	5,40,690	3,05,342	8,62,038	1,544,820	..	2,01,108	..	2,01,108	
<i>Central Division.</i>																											
Nasik ..	35,294	745,912	781,206	133	85	1,68,940	..	1,68,940	
Khandesh ..	92,297	1,141,934	1,234,231	124	111	3,04,006	..	3,04,006	5,01,000	
Ahmednagar ..	39,509	711,636	751,145	112	1	..	68,987	68,987	781,228	
Poona ..	42,036	838,585	880,621	108	80	4,00,717	..	4,00,717	900,021	
Sholapur ..	44,019	539,355	583,374	128	1	1,15,000	..	1,15,000	
Satara ..	30,598	1,100,863	1,131,461	227	1	97,936	..	97,936	1,240,092	2	98	..	98	1,63,904	
Total ..	283,828	5,101,325	5,385,158	142	270	12,92,709	68,987	13,61,696	2,000,941	2	98	..	98	1,63,904	
<i>Southern Division.</i>																											
Kolaba ..	23,811	450,019	473,830	257	3	3,00,000	..	3,00,600	452,830	
Belgaum ..	66,292	797,752	864,044	185	1	..	2,17,000	2,17,000	
Dharwar ..	100,622	782,255	882,877	194	7	97,880	..	97,880	..	1	2,49,000	2,49,000	
Bijapur ..	67,690	571,427	639,117	110	173	66,500	..	66,500	7,740	
Kanara ..	24,282	397,553	421,835	107	4	94,133	..	94,133	105,529	5	50,859	..	50,859	2,26,314	
Ratnagiri ..	71,051	920,059	991,110	254	9	88,976	..	88,976	
Total ..	363,094	3,934,080	4,297,174	176	4	94,133	..	94,133	105,529	177	3,07,190	2,17,660	5,84,700	400,570	21	2,20,345	..	2,20,345	2,26,314	1	2,49,000	2,49,000	
<i>Sind.</i>																											
Karachi ..	300,067	88,021	478,088	88	118	111,552	..	1,11,552	9	300	..	300
Haidarabad ..	594,485	1,00,139	754,624	83	129	1,27,274	1,27,274	86,670	..	
Shikarpur ..	822,178	..	822,178	85	201	93,700	..	93,700	822,178
Thar and Parkar ..	109,194	94,150	203,344	15	
Upper Sind Frontier ..	144,181	..	144,181	53	50	..	23,900	23,900	41,000	
Total ..	2,403,015	2,403,015	50	459	205,252	23,900	229,152	868,178	0	300	..	300	..	129	1,27,274	1,27,274	86,670	..	
Total for four Divisions ..	15,798,542	157,935,244	129	459	205,252	23,900	229,152	1,068,704	610	22,06,506	5,91,920	27,98,524	4,936,131	82	5,17,851	..	5,17,851	3,90,218	130	3,76,274	3,76,274	86,670	..		
Aden including Shaikh (thman)	28,047	6,992	3,681	1620	
Bombay City and Island.	1,03,718	614,483	773,199	35,145	300	2,38,815	16,33,118	18,71,923	7,73,196	15	2,333,791	10,454,510	13,287,425	35,039,778	
GRAND TOTAL ..	16,602,377	16,602,377	133	459	205,252	23,900	229,152	1,068,704	910	24,45,410	22,25,042	40,70,452	6,709,327	48	5,28,599	04,964	6,23,563	1,09,053	130	3,76,274	3,76,274	86,670	..		

*Read Date for figures against Aden.

(a) This does not include Rs. 1,542 on account of deficit recovered to make up the guaranteed amount.

The right of
 manufacture and
 sell country
 liquor is sold
 by public auc-
 tion. The No.
 291 in this
 Statement and
 elsewhere re-
 presents the
 number of li-
 censed shops
 for the retail
 sale of the li-
 quor.

B.—REVENUE OTHER THAN IMPERIAL. (I.)—EXCISE—continued.

(C).—Revenue from Wine and Fermented Liquors during 1885-86.

District.	POPULATION.				Number of Wholesale Licenses	NUMBER OF LICENSES FOR RETAIL OF					REVENUE DERIVED FROM					Incidence per Head.	Popula- tion per Retail License.	Remarks.	
	Mahome- duns.	Hindus and others.	Total.	Number of Persons to the Square Mile.		Wine.	Beer.	Tadi, Fer- mented.	Pachwal or Hand- da Rice Beer.	Other kinds of Fer- mented Liquors.	Wine.	Beer.	Tadi, Fer- mented.	Pachwal or Hand- da Rice Beer.	Other kinds of Fer- mented Liquors.				Total Revenue.
1	2	3	4	5	6	7	8	9	10	11	12	13	14	15	16	17	18	19	20
Northern Division.																			
Ahmedabad, including Deesa ..	85,523	775,247	860,870	224'	..	12	..	7	Rs. (a)1,270	Rs. ..	Rs. (b)1,042	2,312	..	45,307	(a) No license is granted separately for the privilege of selling wine and beer. (b) Tadi is sold in an unfermented state.
Kaira	72,954	731,840	804,800	500'	..	2	65	65	..	4,02,400	
Panch Mahals	16,060	239,419	255,479	100'	50	..	25	75	
Broach	67,248	259,082	326,330	225'	135	12,611	12,611	0 0 7	2,421	
Surat	55,547	553,051	608,598	369'	..	(a)14	..	342	1,710	..	3,10,068	3,12,068	0 8 3	1,759	
Thana	30,972	818,951	859,923	214'	8	(a)26	..	1,348	4,827	..	77,013	81,940	
Total ..	334,404	3,883,786	3,718,200	257'	8	56	..	1,832	7,422	..	403,179	400,601	0 1 0	1,969	
Central Division.																			
Nasik	35,294	745,913	781,208	132'	820	820	0 0 2	13,020	No special licenses are issued in this District for wine and beer apart from what is known as English liquor licenses which are detailed in Statement No. 8.
Khandesh	92,207	1,144,934	1,237,231	124'	7,51,229	
Ahmednagar	39,592	711,036	750,628	112'	1	3,850	3,850	0 0 1	10,579	
Poona	42,036	853,585	900,621	168'	46	15,383	15,383	3 4 0	53,037	
Sholapur	44,016	539,395	583,411	128'	6	..	10	1	1,200	..	30,000	31,200	0 0 10	62,858	
Satara	30,593	1,100,863	1,131,456	227'	..	18	..	2	790	..	98	834	
Total ..	293,828	5,101,325	5,385,153	142'	6	18	10	50	736	1,200	50,151	52,087	0 0 1	69,040	
Southern Division.																			
Kolaba	23,811	450,019	473,830	257'	133	12,356	12,356	0 0 4	3,030	Separate licenses for the sale of wine and beer are not granted.
Belgaum	60,292	797,752	858,044	185'	
Dharwar	100,622	782,235	882,857	194'	6	4	1,025	1,025	.. 2	3,20,727	
Bijapur	67,066	511,427	578,493	119'	
Kanara	24,282	397,559	421,841	107'	..	(a) ..	(a)	
Ratnagiri	71,051	926,030	997,080	254'	..	6	..	734	665	..	99,317	99,982	0 1 0	1,345	
Total ..	353,004	3,934,080	4,287,174	176'	6	10	..	867	1,000	..	111,673	113,368	0 0 5	4,888	
Sind.																			
Karachi	390,067	89,621	479,688	33'	10	9	800	800	..	53,187	No licenses were issued during the year under report.
Haidarabad	504,485	100,139	604,624	83'	63,244	
Shikarpur	822	178	1,000	85'	875	
Thar and Parkar	169,184	94,150	263,334	15'	
Upper Sind Frontier	144	181	325	52'	..	8	275	28,900	24,175	0 2 8 10	2,720	
Total ..	2,403,015	2,403,015	2,403,015	50'	..	3	10	9	..	60	275	..	300	..	24,775	25,350	0 0 2	29,066	
Total for four Divisions ..																			
Aden including Shaikh Othman ..	28,647	6,992	35,639	1629'	..	(d)16	(c)5,603	(c)804	6,497	0 2 9	2,227	(c) Import duty. (d) Includes the privilege of selling imported foreign spirits.
Bombay City and Island ..	156,713	614,483	773,196	35,145'	87	1,40,138	14,830	40,529	..	36	2,04,533	0 4 8	8,897	
GRAND TOTAL ..	16,002,377	16,602,377	16,602,377	133'	20	103	20	3,845	..	50	164,954	16,864	604,332	..	24,811	811,491	0 0 9	5,484	

1885-86.]

STATISTICAL RETURNS.

[App. V. B. (I.) (6).

8 644-43 ap

169

B.—REVENUE OTHER THAN IMPERIAL. (I)—EXCISE—continued.

(7).—Revenue derived from Opium and preparations of Opium, such as Madad and Chandol, during 1885-86.

170

District.	POPULATION.				Number of Licences.	Amount of License Duty.	Quantity of Opium retailed.	Fixed Duty thereon.	Total Revenue.	Incidence per Head.	Population per License.	Remarks.
	Mahomedans.	Hindus and others.	Total.	Number of Persons to the Square Mile.								
1	2	3	4	5	6	7	8	9	10	11	12	13
Northern Division.												
						Rs.	M. s. t. g.	Rs.	Rs.	Rs. a. p.		
Ahmedabad, including Deesa ...	85,623	775,247	860,870	224	5	3,403	33 17 0 0	14,234	0 0 3	172,174	
Kaira	72,954	731,846	804,800	500	143 38 74 69½	Rs. 5 per lb.(d)	
Panch Mahals	16,060	239,419	255,479	160	1	...	23 32 46 78½	11,525 0 0	14,207	0 0 10	7,514	(d) Cannot be ascertained, the farmer having imported his opium from Bombay.
Broach	67,248	259,682	326,930	225	1	...	168 39 67 0	326,930	
Surat	55,547	558,651	614,198	369	2	...	60 57 31 0	22,620 0 0	23,721	0 0 7½	307,099	
Thana	36,972	818,951	855,923	214	2	...	1 21 60 0	2,874	
Total ...	334,404	3,888,796	3,718,200	257	11	3,403	423 7 39 3½	55,036	0 0 2	338,018	
Central Division.												
Násik	35,294	7,45,912	781,206	132	50	...	0 32 35 158	12,159	0 0 3	15,624	
Khandesh	92,297	1,144,934	1,237,231	124	99	45,920	130 29 41 32	46,040	0 0 7	12,497	
Ahmednagar	39,592	711,636	751,228	112	2	...	0 18 60 0	375 0 0	11,856	0 0 3	375,614	
Poona	42,036	868,585	900,621	168	54	...	119 36 35 6	3,574 0 0	24,252	0 0 5½	16,678	
Sholapur	44,016	539,395	583,411	128	2	...	114 9 75 45	9,197	0 0 3	291,705	
Satara	30,598	1,100,863	1,131,456	227	2	825	3 1 6 90	825	..	565,728	
Total ...	283,828	5,101,325	5,385,153	142	209	46,745	309 10 14 45	1,04,329	0 0 3	25,766	
Southern Division.												
Kolaba	23,811	459,019	482,830	257	2	47	7 43 35 22½	6,781 0 0	6,829	0 0 2	241,415	
Bolgaum	66,282	797,752	864,014	185	18	..	14 0 75 67½	Rs. 10 per lb.	14,426	0 0 3	48,000	
Dharwar	100,622	782,285	882,907	194	12	...	7 5 24 112½	3,968	0 0 9	73,576	
Bijapur	67,066	571,427	638,493	110	34	...	6 28 60 137	4,662	...	18,779	Licenses are sold by public auction.
Kanara	24,282	397,558	421,840	107	9	...	1 38 40 0	2,150	0 0 0½	46,871	
Ratnagiri	71,051	926,039	997,090	254	7	...	2 2 69 135	3,017	...	142,441	
Total ...	353,094	3,934,080	4,287,174	176	82	47	39 39 66 43	35,052	0 0 2	52,282	
Sind.												
Karachi	390,067	88,621	478,688	33	94	...	46 18 0 135	37,160 0 0	52,996	0 11	5,092	
Haidarabad	594,485	160,139	754,624	33	98	18,732	88 36 36 10	13,732	0 0 3	7,700	
Shikarpur	822,178	...	922,178	85	69	...	45 3 0 0	a4,000 0 0	(a)4,000	...	11,745	(a) Chandol. (b) Exclusive of 36 lbs. purchased for the preparation of chandol. (c) Exclusive of Rs. 600 paid for the monopoly of the sale of chandol and also of the price of 36 lbs. of opium purchased for its manufacture.
Thar and Parkar	109,194	94,150	203,344	15	43	669	28 16 73 8½	669	...	4,729	
Upper Sind Frontier	144,181	...	144,181	52	20	...	(b)5 39 71 0	(c)4,798	0 0 6	7,209	
Total ...	2,403,015	...	2,403,015	50	324	14,401	212 34 21 9½	76,195	0 0 6	7,416	
Total for four Divisions ...	15,793,542	...	15,793,542	120	626	64,596	1,045 11 60 110½	2,70,612	0 0 3	25,229	
Aden including Shaikh Othman.	28,647	6,992	35,639	1,629	2	...	2 33 40 0	2,270 0 0	4,703	0 2 1	35,639	
Bombay	153,713	614,483	773,196	35,145	30	...	178 21 71 154½	6,700	0 0 2	25,773	
GRAND TOTAL ...	16,602,377	...	16,602,377	133	658	64,596	1,226 26 72 120½	2,84,015	0 0 3	25,231	

APP. V. B. (I). (7).]

BOMBAY ADMINISTRATION REPORT.

[1885-86.

B.—REVENUE OTHER THAN IMPERIAL. (II.)—STAMPS.

(1).—Statement showing the Receipts and Disbursements on account of General and Court-Fee Stamps in the Presidency of Bombay for the year ending 31st March 1886.

1 Years.	2 VALUE OR NATURE OF STAMPS SOLD OR ISSUED FOR CASH.							3 Total.	4 MISCELLANEOUS RECEIPTS UNDER THE INDIAN STAMP ACT. Stamp Duty realized under Sections 37 and 38 by Collectors.
	General Stamps.						Court-fee.		
	Foreign Bill Stamps.	Adhesive Stamps (India Revenue).	Bills of Exchange or Hundis.	Other General Stamps.	Share Transfer Stamps.	Impressment of 1 anna Stamp on Skeleton Forms.	Adhesive and Impressed.		
	Rs. a. p.	Rs. a. p.	Rs. a. p.	Rs. a. p.	Rs. a. p.	Rs. a. p.	Rs. a. p.	Rs. a. p.	Rs. a. p.
Total of 1885-86 ..	64,764 14 0	1,63,935 1 0	2,13,790 16 0	14,70,274 4 0	36,046 4 0	23,273 0 0	24,43,203 6 0	44,12,287 12 0	4,531 2 0
Total of 1884-85 ..	61,456 18 0	1,59,063 12 0	2,20,509 6 0	14,40,383 9 0	40,807 6 0	10,058 7 0	24,00,974 14 0	44,37,954 3 0	9,074 8 0
Difference..	+3,308 1 0	+4,871 5 0	-6,718 7 0	+20,890 11 0	-4,761 2 0	+1,214 9 0	-53,471 6 0	-25,666 7 0	-4,543 6 0

1 Years.	5 MISCELLANEOUS RECEIPTS UNDER THE INDIAN STAMP ACT—continued.					9 Amount realized by payment of cost of paper of new Stamps granted in lieu of damaged ones.	10 Amount of Court-fee Stamps realized in Pauper Suits.	11 OTHER MISCELLANEOUS RECEIPTS.		12 Total realized, i.e., Total of Columns 3 to 11.	13 CHARGES ON ACCOUNT OF DISCOUNT. On Sale of Foreign Bill Stamps.
	Penalty realized under Section 37 by Collectors.	Stamp Duty realized under Section 35 by Civil Courts.	Penalty realized under Section 35 by Civil Courts.	Amount of Adjudication Fee realized under Section 30.	Amount of Court-fee Stamps realized in Pauper Suits.			Non-Judicial.	Court-fee.		
Total of 1885-86 ..	3,339 2 0	637 6 0	8,170 6 0	463 8 0	3 6 9	7,955 14 4	701 1 2	226 12 10	44,38,320 7 1	1,476 14 8	
Total of 1884-85 ..	3,203 6 0	992 8 0	8,970 7 9	419 0 0	81 13 3	14,359 8 2	3,025 8 4	298 14 9	44,78,819 13 3	1,315 12 1	
Difference..	+135 12 0	-355 2 0	-800 1 0	+40 8 0	-70 6 6	-6,433 9 10	-2,324 7 2	+17 14 1	-30,009 6 2	+161 2 7	

1 Years.	13 CHARGES ON ACCOUNT OF DISCOUNT—continued.						14 Refund of Penalties under Section 36 of the Indian Stamp Act.	15 REFUND OF VALUE OF DAMAGED STAMPS UNDER SECTIONS 51 AND 54 OF THE INDIAN STAMP ACT.		16 REFUND OF VALUE OF STAMPS RETURNED BY VENDORS UNDER STAMP VEND RULE XXI.		17 Refund under the Court-fee Act.
	On Sale of Adhesive Stamps.	On Sale of Bills of Exchange or Hundis.	On Sale of other General Stamps.	On Sale of Share Transfer Stamps.	On Sale of Court-fee Stamps.	Total.		Court-fee Stamps.	Non-Judicial Stamps.	Court-fee Stamps.	Non-Judicial Stamps.	
Total of 1885-86 ..	4,991 8 11	2,776 10 8	38,575 14 7	837 11 6	31,971 2 8	80,619 15 0	57 0 0	543 12 0	18,541 2 0	212 5 5	1,524 3 9	51,442 5 3
Total of 1884-85 ..	4,763 4 0	2,490 12 5	37,769 13 4	975 11 1	32,703 8 8	80,918 13 2	28 6 0	491 9 1	18,017 0 2	698 13 3	1,737 0 0	48,190 3 0
Difference	+228 4 11	+285 14 3	+806 1 3	-137 15 7	-732 5 7	+601 1 10	+25 10 0	+142 2 11	-276 4 2	-484 7 10	-212 13 3	+3,252 2 3

1 Year.	18 MISCELLANEOUS CHARGES.			19 Total Charges.	20 NET RECEIPTS OF THE CURRENT YEAR.						
	On account of Non-Judicial Stamps.	On account of Court-fee Stamps.	Total Charges.		Foreign Bill Stamps.	Adhesive Stamps.	Bills of Exchange or Hundis.	Other General Stamps.	Share Transfer Stamps.	Impressment of 1 anna Stamp on Skeleton Forms.	Court-fee Stamps.
Total of 1885-86 ..	32,015 12 5	85,334 14 4	2,21,201 5 8	63,287 15 4	1,58,953 7 1	2,11,014 4 4	13,06,410 1 8	35,208 8 0	20,273 0 0	23,31,881 12 5	
Total of 1884-85 ..	33,859 9 9	30,778 6 11	2,20,428 3 10	60,141 0 11	1,54,390 8 0	2,18,018 0 7	13,73,798 8 7	39,831 10 11	19,058 7 0	23,92,742 12 6	
Difference..	-943 13 4	-1,243 8 7	+803 1 10	+3,146 14 5	+4,562 15 1	-7,004 5 3	+22,011 9 1	-4,623 2 5	-1,214 9 0	-60,860 15 11	

1 Years.	20 NET RECEIPTS OF THE CURRENT YEAR—continued.	21 NET RECEIPTS OF THE LAST YEAR.							
	Total.	Foreign Bill Stamps.	Adhesive Stamps.	Bills of Exchange or Hundis.	Other General Stamps.	Share Transfer Stamps.	Impressment of 1 anna Stamp on Skeleton Forms.	Court-fee Stamps.	Total.
Total of 1885-86 ..	42,17,029 1 5	60,141 0 11	1,54,300 8 0	2,18,018 9 7	13,73,798 8 7	39,831 10 11	19,058 7 0	23,92,742 12 5	42,57,801 9 5
Total of 1884-85 ..	42,57,891 9 5	68,589 9 2	1,64,018 12 11	2,30,247 15 5	12,70,059 15 1	55,683 9 10	23,065 10 0	22,31,154 4 7	40,55,910 13 0
Difference..	-40,862 8 0	-8,448 8 3	-10,318 4 11	-18,229 5 10	+97,747 9 6	-15,751 14 12	-4,607 3 0	+1,61,588 7 10	+2,01,890 12 5

B.—REVENUE OTHER THAN IMPERIAL. (II)—STAMPS—continued.

(2).—Net Receipts from Stamp Revenue in the several Collectrates of the Presidency of Bombay, including Sind, from 1876-77 to 1885-86.

YEARS.	Bombay.	Ahmedabad.	Ahmednagar.	Belgaum.	Bijapur.	Broach.	Dharwar.	Hyderabad.	Kaira.	Kanara.	Khandesh.	Kolaba.	Kutch.	Nasik.	Poona.	Ratnagiri.	Saiidra.	Shikarpur.	Sholapur.	Surat.	Thana.	Aden.	Baroda.	Cutch.	Kathiawar.	Total.	INCREASE OR DECREASE OVER PREVIOUS YEARS.	
																											Actuals.	Percentage.
1876-77	9,62,853	2,16,579	1,71,174	1,32,643	78,200	1,91,631	1,36,624	99,016	2,06,720	77,478	3,09,801	63,000	1,11,894	1,35,048	2,72,934	1,32,744	1,97,227	1,25,672	1,10,622	1,06,624	1,70,572	16,611	1,320	45	468	41,92,466	55,690	1.3
1877-78	9,30,937	2,00,272	1,48,090	1,30,444	64,168	1,82,965	1,23,762	1,05,042	1,98,191	67,018	3,16,731	71,413	1,16,324	1,59,133	2,46,906	1,30,603	1,74,461	1,29,316	1,04,269	1,50,144	1,48,968	20,697	1,116	32	236	39,61,608	2,20,318	5.5
1878-79	10,19,412	2,16,766	1,68,808	1,25,837	73,948	1,81,723	1,31,162	1,11,260	1,99,876	73,547	3,85,083	72,066	1,01,478	2,01,632	2,05,375	1,40,303	1,97,542	1,27,054	1,22,895	1,47,698	1,40,730	19,023	1,148	54	209	41,75,002	2,13,394	5.3
1879-80	9,46,614	2,17,702	1,39,147	1,28,176	62,880	1,48,899	1,11,929	1,22,275	1,66,226	76,104	3,06,269	70,763	1,10,896	1,93,801	2,30,375	1,42,408	1,78,007	1,45,514	90,816	1,53,081	1,58,995	18,693	1,007	30	144	40,39,760	1,85,242	3.2
1880-81	10,49,338	2,23,296	96,570	1,27,733	59,183	1,69,795	1,10,922	1,30,888	1,94,194	68,790	3,40,139	67,062	1,06,810	1,78,660	2,04,307	1,40,224	1,48,968	1,53,749	71,260	1,54,213	1,63,507	22,006	1,309	32	163	40,21,825	17,935	4
1881-82	10,36,660	2,34,921	98,423	1,10,844	52,786	1,53,700	1,04,128	1,36,840	2,03,794	65,345	3,09,681	63,460	1,09,667	1,72,518	1,92,683	1,27,993	1,41,448	1,45,610	72,598	1,54,109	1,61,584	19,136	1,241	53	141	39,62,889	68,036	1.4
1882-83	12,48,471	2,30,037	89,632	1,21,439	56,898	1,43,965	1,02,829	1,09,856	1,90,353	69,911	3,93,214	61,002	1,06,035	1,69,298	1,82,631	1,23,966	1,19,820	1,30,995	66,302	1,39,603	1,37,060	14,001	1,189	44	131	40,14,556	51,667	1.3
1883-84	12,00,790	2,22,467	91,529	1,24,004	53,778	1,52,065	1,06,892	1,11,559	1,98,039	72,892	3,83,168	76,726	1,20,500	1,81,068	1,89,391	1,33,711	1,13,633	1,53,159	70,492	1,49,126	1,32,060	17,194	1,291	38	108	40,55,910	41,354	1
1884-85	12,90,762	2,36,082	1,02,992	1,39,456	60,003	1,46,982	1,08,595	1,02,593	2,04,125	68,601	4,05,844	67,723	1,18,096	1,85,051	1,96,339	1,33,499	1,26,427	1,48,784	64,151	1,75,091	1,28,343	15,973	1,236	32	123	42,57,591	2,01,981	4.9
1885-86	12,68,531	2,14,795	1,05,841	1,33,979	57,479	1,40,197	1,15,693	1,03,684	2,05,394	65,369	4,03,697	64,235	1,22,796	1,74,255	2,15,233	1,28,309	1,38,737	1,60,062	79,597	1,58,093	1,34,830	16,345	1,151	35	189	42,17,929	40,662	4

Note.—In the above table fractions of a rupee have been eliminated.

B.—REVENUE OTHER THAN IMPERIAL. III.—LOCAL FUNDS.

Statement showing the Receipts and Disbursements from Local (Public Works) Funds in each Collectorate in the Bombay Presidency during the year 1885-86.

Districts.	Balance on the 1st April 1885.	Receipts, 1885-86.	Total.	Charges, 1885-86.	Balance on the 31st March 1886.	Districts.	Balance on the 1st April 1885.	Receipts, 1885-86.	Total.	Charges, 1885-86.	Balance on the 31st March 1886.
	Rs.	Rs.	Rs.	Rs.	Rs.		Rs.	Rs.	Rs.	Rs.	Rs.
Northern Division.						Sind Division.					
Ahmedabad	25,632	1,33,950	1,59,732	1,22,662	37,120	Belgaum	25,109	1,03,616	1,28,725	80,722	48,003
Kaira	26,365	1,40,765	1,67,130	1,31,850	35,450	Duārwār	79,951	2,08,482	2,88,433	1,61,044	1,27,399
Panch Mahāls	27,498	45,219	75,717	61,522	14,195	Kolāba	31,870	71,810	1,08,686	65,057	41,629
Broach	1,03,485	2,24,930	1,21,404	1,00,290	21,234	Bijāpur	28,570	90,690	1,19,260	63,942	55,327
Surat	22,830	1,55,233	1,72,463	1,23,453	48,950	Kanara	4,825	70,664	75,739	67,310	8,479
Thāna	36,490	1,66,437	2,02,927	1,55,616	47,312	Ratnāgiri	14,194	68,627	82,321	64,030	28,791
	10,061	9,09,534	8,99,453	6,95,162	2,04,291		1,87,534	6,14,189	8,01,728	4,92,105	3,09,618
Central Division.						Southern Division.					
Kāśik	48,057	1,24,367	1,72,444	1,29,596	42,848	Karāchi	47,780	94,462	1,42,192	82,110	60,082
Khāndēsh	1,44,102	2,20,740	3,64,442	2,88,421	77,021	Haidarābad	35,661	1,11,392	1,47,053	94,424	52,650
Ahmednagar	42,523	1,62,724	1,45,247	89,165	56,082	Shikārpur	81,125	1,56,799	2,37,915	1,30,381	1,07,034
Poona	26,003	1,39,163	1,65,256	1,18,338	46,923	Thar and Pārkar	2,470	21,708	24,179	17,362	6,817
Sholāpur	42,335	68,519	1,10,854	74,249	36,605	Upper Sind Frontier	12,068	20,966	42,064	25,168	16,896
Satāra	52,873	1,28,408	1,81,286	1,09,407	71,879		1,79,114	4,14,319	6,93,433	3,49,945	2,43,488
	3,56,583	7,33,941	11,40,529	8,09,171	3,31,358	Grand Total ...	7,13,155	27,21,983	34,35,138	23,46,383	10,88,755

Receipts.

Heads of Receipts.	ACTUAL RECEIPTS.		C. Estimated Receipts.	A COMPARED WITH B.		B. COMPARED WITH C.	
	A. 1884-85.	B. 1885-86.		Increase in 1885-86.	Decrease in 1885-86.	Increase over Budget Estimate.	Decrease under Budget Estimate.
	Rs.	Rs.	Rs.	Rs.	Rs.	Rs.	Rs.
Incorporated Local Funds.							
The Local Fund under Act I. of 1884	38,40,520	44,05,440	38,36,530	5,68,920	5,68,910
Steam Boiler Inspection	12,250	9,900	10,200	2,350	300
Government Central Book Depôt	1,45,310	1,58,740	1,34,450	18,430	24,290
Total, Incorporated Local Fund ...	40,04,080	45,74,080	39,81,180	5,72,350	2,350	5,93,200	300
Excluded Local Funds, viz.							
Bāriya Tribute	18,730	17,830	18,480	600	4,350
Cotton Improvement	9,330	7,180	4,230	2,150	2,930
Cutch Infanticide	22,820	1,360	1,550	21,460	220
Station Improvement	30,850	27,439	28,820	3,420	1,390
Indus Conservancy	85,100	33,790	37,000	1,310	4,110
Dispensary Funds	4,840	4,820	4,820	20
Port Funds	2,36,610	2,30,440	2,29,800	6,170	640
Cantonment Funds	2,22,470	3,44,290	3,44,940	1,21,820	650
Rewa Kāntha Education	2,280	1,370	1,400	390	470
School Funds	8,450	7,370	7,770	1,080	400
Scholarships and Prizes	24,580	22,000	13,030	1,590	9,960
Steam Vessels Survey	13,980	13,120	13,000	860	120
Total, Excluded Local Funds ...	6,30,020	7,12,490	7,00,790	1,21,820	39,350	18,470	6,770

Disbursements.

Heads of Expenditure.	ACTUAL EXPENDITURE.		C. Estimated Charges, 1885-86.	A. COMPARED WITH B.		B. COMPARED WITH C.	
	A. 1884-85.	B. 1885-86.		Increase in 1885-86.	Decrease in 1885-86.	Increase over Budget Estimate.	Decrease under Budget Estimate.
	Rs.	Rs.	Rs.	Rs.	Rs.	Rs.	Rs.
Incorporated Local Funds.							
The Local Fund under Act I. of 1884	40,38,910	35,78,100	44,03,200	5,12,810	8,32,100
Steam Boiler Inspection	12,090	10,680	10,450	2,310	230
Government Central Book Depôt	1,25,230	2,65,730	1,22,730	1,40,500	1,43,000
Total, Incorporated Local Funds ...	42,77,130	38,54,510	45,41,350	1,40,500	5,15,120	1,43,230	8,32,100
Excluded Local Funds.							
Bāriya Tribute	16,800	18,070	16,480	2,270	1,590
Cotton Improvement	7,240	4,320	7,730	920	1,420
Cutch Infanticide	8,470	6,250	8,350	2,220	2,130
Station Improvement	27,730	25,180	28,210	2,540	3,030
Indus Conservancy	20,330	29,450	33,990	120	4,510
Dispensary Funds	6,730	4,840	4,410	890
Port Funds	1,81,020	2,48,350	2,15,610	67,330	32,740
Cantonment Funds	2,07,300	2,74,360	2,74,090	67,000	270
School Funds	8,090	11,120	7,770	5,030	3,350
Scholarships and Prizes	15,740	34,000	12,990	18,350	21,100
Rewa Kāntha Education	1,500	1,930	1,450	430	480
Steam Vessels Survey	23,100	10,400	10,930	12,700	530
Total, Excluded Local Funds ...	5,29,130	6,70,300	6,22,020	1,60,590	19,360	59,530	11,620

B.—REVENUE OTHER THAN IMPERIAL. (IV.)—MUNICIPAL REVENUES.

(1).—Statement showing the Income of the Municipalities in the Presidency of Bombay, including Sind, during the year 1885-86.

176

App. V. B. (IV.) (1.)

BOMBAY ADMINISTRATION REPORT.

1	2	3							4			5									
		NUMBER OF MEMBERS OF COMMITTEE.							BY BALANCE IN HAND AT THE CLOSE OF LAST YEAR.			OCTROI.									
		(a)	(b)	(c)	(d)	(e)	(f)	(g)	(h)	Deposits.	Actual Municipal Balance.	Total.	Class I.	Class II.	Class III.	Class IV.	Class V.	Class VI.	Class VII.	Class VIII.	Total.
Ex-officio.	Nominated.	Elected.	Total.	Officials.	Non-officials.	Europeans.	Natives.	(Articles of food or drink for men or animals.)	(Animals for slaughter.)				(Fuel, lighting and washing.)	(Building materials.)	(Drugs, gums and spices.)	(Tobacco.)	(Cloth.)	(Metals.)			
District.	Population within municipal limits.								Rs. a. p.	Rs. a. p.	Rs. a. p.	Rs. a. p.	Rs. a. p.	Rs. a. p.	Rs. a. p.	Rs. a. p.	Rs. a. p.	Rs. a. p.	Rs. a. p.	Rs. a. p.	Rs. a. p.
Northern Division.																					
Ahmedabad ..	198,407	52	52	104	27	77	5	89	32,728 1 11	69,332 4 2	1,02,056 6 1	1,14,518 9 2	6,181 16 3	6,945 8 6	2,006 2 0	5,670 5 1	82,072 15 0 35 0 11	4,180 4 9	1,69,096 12 7	
Kaira ..	71,170	40	29	69	20	49	3	60	102 7 9	21,022 7 9	22,024 15 6	29,706 7 4	6,484 9 11	3,705 5 1	1,350 1 0	988 5 10	8,085 5 10	4,078 4 1	43,438 7 1	
Panch Mahals ..	22,636	11	18	24	11	13	4	20	9,005 6 2	9,005 6 2	
Broach ..	82,295	27	24	51	14	37	5	46	3,270 8 10	64,068 8 11	68,239 1 0	48,324 8 2	2,956 0 1	6,396 8 7	451 8 4	1,303 8 0	6,212 10 8	1,809 8 3	61,543 4 8	
Surat ..	134,543	37	70	107	21	46	5	62	16,544 8 10	35,571 8 11	52,116 1 4	60,457 12 8	2,261 12 0	7,796 13 8	7,767 7 0	2,187 13 10	2,741 13 9	14,136 8 0	3,858 10 7	1,40,162 12 0	
Thana ..	83,394	53	51	104	25	70	8	86	477 8 1	19,167 6 6	19,644 13 6	3,071 9 4	419 14 0	355 11 1	2,566 8 8	112 9 9	11 5 8	6,537 10 1
Total ..	644,464	11	222	186	419	118	301	30	53,118 3 5	2,09,857 8 11	2,62,975 12 4	2,80,368 14 8	2,061 12 6	21,833 10 11	23,590 3 11	6,005 9 2	13,360 9 4	59,605 1 9	13,189 2 5	4,20,762 15 2	
Central Division.																					
Ahmednagar ..	51,878	33	30	63	18	45	8	55	27,050 2 2	2,502 8 0	30,152 10 11	19,682 2 3	2,901 5 9	1,317 0 6	480 10 9	485 5 0	1,551 14 0	1,140 3 6	27,577 2 9	
Khandesh ..	109,952	4	150	290	34	206	14	276	5,429 7 9	76,804 7 1	82,232 14 10	17,904 10 11	750 13 0	2,734 11 0	3,767 10 7	2,282 0 8	383 11 0	3,080 4 4	1,049 11 9	31,822 9 3	
Punjab ..	70,513	47	42	89	32	67	12	87	50,003 2 1	56,000 12 5	1,07,809 14 6	22,785 8 6	2,680 15 3	1,349 14 0	614 2 0	634 1 6	2,309 14 9	1,290 5 0	31,498 8 0	
Poona ..	153,664	97	90	183	55	138	20	147	21,640 5 7	94,825 0 11	1,12,475 6 8	85,018 6 0	54 2 2	15,812 2 8	9,190 11 8	4,295 3 9	3,558 15 7	8,080 14 1	226 10 8	1,40,616 2 7	
Satara ..	104,494	19	60	77	48	128	11	165	507 5 0	71,025 11 5	71,532 6 5	30,601 0 6	615 9 0	2,824 3 1	1,824 13 0	1,778 9 0	684 12 3	9,938 6 10	2,943 4 3	49,608 11 2	
Solapur ..	102,723	44	43	87	22	65	9	78	1,091 0 0	1,34,328 2 3	1,36,310 2 3	43,154 11 8	1,700 0 0	8,376 10 8	5,568 11 10	12,428 16 8	714 0 9	18,279 8 10	6,569 15 3	93,609 10 8	
Total ..	651,529	23	407	418	259	640	80	828	1,08,120 6 7	4,82,462 10 10	5,40,583 1 5	219,160 8 3	3,129 8 8	55,229 0 5	33,816 6 11	21,228 9 10	6,860 14 1	43,907 14 10	13,180 2 5	3,76,027 12 5	
Southern Division.																					
Belgaum ..	66,000	48	42	90	22	26	2	88	23,508 6 8	23,508 6 8	22,814 8 2	1,708 0 0	4,404 1 7	2,817 2 10	806 12 9	1,470 4 6	3,930 12 1	505 8 11	33,107 3 4	
Dharwar ..	115,832	68	62	130	31	37	11	119	8,000 0 0	48,335 6 42	51,835 0 42	19,400 8 04	1,040 0 0	5,643 8 31	5,064 11 0	4,870 8 3	3,205 15 73	2,928 12 11	2,469 10 21	44,162 9 10	
Bijapur ..	40,872	34	18	54	15	21	6	49	6,455 11 6	6,455 11 6	14,318 15 4	74 0 0	1,251 13 1	705 10 2	477 9 11	210 13 3	963 13 10	212 11 9	18,210 7 4	
Kanara	51	26	80	23	32	8	72	20 0 0	18,502 8 9	18,522 3 9	9,709 14 9	483 2 0	3,053 0 9	302 8 10	1,416 4 3	889 1 8	2,143 7 10	3,134 6 8	21,252 4 9	
Kalagiri ..	42,250	40	40	80	14	26	5	75	38 6 10	31,189 5 5	31,227 12 3	13,119 5 1	419 9 0	180 11 7	2,463 10 9	951 2 10	1,734 2 1	1,434 0 5	20,434 9 9	
Kolaba ..	40,836	42	36	78	20	22	6	78	177 5 3	14,849 6 6	15,026 11 2	8,255 15 0	364 4 0	403 2 9	130 5 8	998 1 8	1,990 10 7	721 6 4	12,915 18 10	
Total ..	3,52,674	288	224	612	124	144	36	476	8,235 12 6	1,45,000 7 21	1,48,230 8 84	67,334 2 104	3,374 2 0	15,058 8 21	9,032 15 2	10,195 8 7	7,728 7 41	13,761 12 4	8,577 12 84	1,55,082 15 10	
Sind.																					
Karachi ..	108,689	32	83	115	48	88	27	104	4,771 0 6	1,10,567 5 11	1,12,828 5 11	1,23,112 1 1	218 4 0	10,022 1 1	17,876 1 2	10,308 6 9	10,767 7 8	9,875 0 0	2,762 2 7	1,90,501 8 4	
Haidarabad ..	86,400	50	114	124	65	111	25	161	1,085 3 9	1,30,892 13 6	1,31,943 1 6	8,000 15 10	870 5 6	1,029 0 10	5,291 8 54	4,474 10 7	27,922 15 7	4,853 1 10	1,24,511 10 7	
Shikarpur ..	111,361	24	83	107	42	95	22	115	8,729 7 1	58,144 1 9	1,12,873 3 10	12,907 4 1	1,392 1 11	18 10 9	1,929 4 6	1,661 8 4	2,015 10 5	87 8 9	20,227 11 4	
Thar and Parkar ..	7,195	12	23	35	12	23	3	32	12,904 14 5	12,904 14 5	5,304 8 6	9,063 8 3	3,427 12 1	9,805 6 1	9,922 6 7	28,001 10 8	844 10 5	1,74,577 10 2	
Upper Sind Frontier ..	11,352	8	7	15	6	9	3	19	14,492 3 7	14,492 3 7	10,457 2 11	108 0 0	2,769 5 10	1,305 12 2	3,080 10 5	14,053 15 2	4,588 16 8	27 0 4	82,816 0 7	
Total ..	321,187	118	311	365	168	326	80	414	10,585 10 10	4,44,051 7 9	4,74,337 2 7	3,40,941 0 4	418 4 0	26,867 8 2	22,398 15 11	26,76 5 0	26,317 5 6	71,030 13 11	8,997 14 1	1,62,185 0 4	
GRAND TOTAL ..	18,99,054	132	1,288	893	2,333	669	1,440	226	1,76,060 1 4	12,51,372 2 84	13,20,432 4 01	8,27,830 5 14	3,981 11 2	98,928 6 84	88,888 9 11	62,704 12 1	1,53,767 4 21	168,305 12 10	44,701 13 84	14,75,035 11 9	

* Bangles, &c.

Note.—Figures in Italics show amount of refunds.

1885-86.

B.—REVENUE OTHER THAN IMPERIAL. (IV.)—MUNICIPAL REVENUES—continued.

(1).—Statement showing the Income of the Municipalities in the Presidency of Bombay, including Sind, during the year 1885-86—continued.

District.	ASSESSED TAXES.																	
	CONSERVANCY CHGS.				LICENSE ON TRADES:			FACTORY TAX.		COTTON MANUFACTURE TAX.			WATER TAX.				PILOIN TAX.	
	Arrear collections for the previous year.	Collection for the current year.	Penalties.	Total.	Arrear collection for the previous year.	Collection for the current year.	Total.	Collection for the current year.	Total.	Arrear collection for the previous year.	Collection for the current year.	Total.	Arrear collection for the previous year.	Collection for the current year.	Penalties.	Total.	Collection for the current year.	Total.
Rs. a. p.	Rs. a. p.	Rs. a. p.	Rs. a. p.	Rs. a. p.	Rs. a. p.	Rs. a. p.	Rs. a. p.	Rs. a. p.	Rs. a. p.	Rs. a. p.	Rs. a. p.	Rs. a. p.	Rs. a. p.	Rs. a. p.	Rs. a. p.	Rs. a. p.	Rs. a. p.	Rs. a. p.
Northern Division.																		
Ahmedabad ..	799 14 3	41,528 7 0	..	42,328 5 3	..	1,114 0 0	1,114 0 0
Kaira	2 8 0	2 8 0
Panch Mahals	5 6 0	5 6 0
Broach	20 0 0	20 0 0
Surat ..	260 4 0	36,020 8 0	1 8 0	36,231 15 0	..	784 13 0	784 13 0
Thana ..	2,233 6 7	3,537 10 0	..	5,771 1 1	..	95 4 0	95 4 0
Total ..	3,293 8 10	81,088 4 6	1 8 0	84,381 6 4	..	2,021 9 0	2,021 9 0
Central Division.																		
Ahmednagar ..	3,108 0 0	7,231 14 0	..	10,340 8 8
Khandesh ..	230 8 0	2,036 0 0	..	2,276 8 0	650 0 0	650 0 0	..	8,771 4 5	8,771 4 5	..	4,533 12 6	..	4,533 12 6
Nasik ..	249 8 0	6,719 7 0	..	6,968 15 0	5,863 2 2	..	5,863 2 2	27,925 9 0	27,925 9 0
Poona ..	5,931 7 0	13,209 3 11	..	19,130 11 5	..	419 0 0	419 0 0	15,976 0 7	..	15,976 0 7	6,605 13 0	6,605 13 0
Satara ..	541 8 0	1,461 13 0	..	2,003 6 0	..	443 4 0	443 4 0	56 0 0	..	56 0 0	2,030 4 0	2,030 4 0
Sholapur ..	7,745 1 4	5,848 8 3	..	13,593 9 7	..	25 0 0	25 0 0	7,968 1 9	..	7,968 1 9	31,110 12 0	31,110 12 0
Total ..	17,815 10 7	38,505 15 2	..	54,321 9 9	..	887 4 0	887 4 0	650 0 0	650 0 0	..	8,771 4 5	8,771 4 5	13,132 15 4	34,402 1 0	..	47,536 0 4	68,572 6 0	68,572 6 0
Southern Division.																		
Belgaum ..	3,016 10 0	3,307 10 0	..	6,324 4 0
Dharwar	3,056 0 8	3,056 0 8
Bijapur
Kanara ..	50 4 0	700 13 0	..	751 1 0	..	35 0 0	35 0 0
Katnagiri ..	512 8 0	374 4 0	..	886 13 0
Kolaba ..	571 12 0	2,340 0 4	..	2,914 12 4
Total ..	4,154 2 0	8,722 11 4	..	12,876 13 4	..	3,091 6 8	3,091 6 8
Sind																		
Karachi ..	87 0 0	2,631 4 7	..	2,718 4 7	..	584 8 0	584 8 0
Haidarabad
Shikarpur ..	760 12 8	4,027 10 1	..	5,388 6 9
Thar and Parkar
Upper Sind Frontier
Total ..	847 12 8	7,258 14 8	..	8,106 11 4	..	584 8 0	584 8 0
GRAND TOTAL ..	36,111 2 1	1,33,573 13 8	1 8 0	1,39,636 7 9	..	6,584 11 8	6,584 11 8	650 0 0	650 0 0	..	8,771 4 5	8,771 4 5	13,132 15 4	34,402 1 0	..	47,536 0 4	68,572 6 0	68,572 6 0

STATISTICAL RETURNS.

[APP. V. B. (IV.) (1).]

B 644-45 ap

B.—REVENUE OTHER THAN IMPERIAL. (IV.)—MUNICIPAL REVENUES—continued.

(1).—Statement showing the Income of the Municipalities in the Presidency of Bombay, including Sind, during the year 1885-86—continued.

178

App. V. B. (IV.) (1.)

BOMBAY ADMINISTRATION REPORT.

District.	ASSESSED TAXES—continued.														7 Tax on houses and lands.	8 Tax on vehicles.	
	Fees for Music.		MANURE.		OTHER TAXES IN DETAIL.						STALLAGE FEES LEVIED DURING FAIR.						
	Collection for the current year.	Total.	Arrear collection for the previous year.	Collection for the current year.	Total.	Tax on artisans.		Tax on fishing boats.		Tax on shops of all kinds.		Collection for the current year.	Total.				
						Arrear collection for the previous year.	Total.	Arrear collection for the previous year.	Total.	Arrear collection for the previous year.	Collection for the current year.			Total.			
Rs. a. p.	Rs. a. p.	Rs. a. p.	Rs. a. p.	Rs. a. p.	Rs. a. p.	Rs. a. p.	Rs. a. p.	Rs. a. p.	Rs. a. p.	Rs. a. p.	Rs. a. p.	Rs. a. p.	Rs. a. p.	Rs. a. p.	Rs. a. p.		
Northern Division.																	
Ahmedabad	13,700 7 2	10,007 15 2
Kalra	8,305 4 0	188 0 0
Panch Mahals	208 14 9	208 14 9	10,036 0 0	..
Brosch	4,742 10 0	4,119 0 0
Surat	4,868 7 8	12,359 8 0
Thana	11,149 6 2	6,696 6 6
Total	208 14 9	208 14 9	52,802 2 0	33,870 18 2
Central Division.																	
Ahmednagar	9,933 7 10	..
Rhandesh	42,870 8 8	..
Nasik	25,016 2 7	411 2 0
Poona	29,729 3 10	5,108 1 0
Satara	10,538 13 4	1,751 11 0
Sholapur	2,288 8 3	847 6 0
Total	1,20,706 2 1	8,112 4 0
Southern Division.																	
Belgaum	7,438 2 0	2,534 4 0
Dhule	24,306 14 0	1,025 9 6
Bijapur	5,800 0 0	..
Kanara	5,300 14 6	1,681 0 0
Batnagiri	107 8 0	107 8 0	405 8 0	806 8 0	712 0 0	7,727 1 6	810 10 8
Rooba	7,223 12 2	1,894 12 0
Total	107 8 0	107 8 0	405 8 0	806 8 0	712 0 0	57,791 13 2	7,936 4 2
Sind.																	
Karachi	186 0 0	186 0 0	..	28,331 9 3	9,966 14 4
Haidarabad
Shikarpur	4,268 3 7	3,531 0 0
Thar and Parkar	84 0 0
Upper Sind Frontier	139 1 0
Total	186 0 0	186 0 0	..	32,599 12 10	13,660 15 4
GRAND TOTAL	208 14 9	208 14 9	107 8 0	107 8 0	405 8 0	806 8 0	712 0 0	186 0 0	186 0 0	..	2,63,959 13 1	63,080 4 8

1885-86.

B.—REVENUE OTHER THAN IMPERIAL. (IV.)—MUNICIPAL REVENUES—continued.

(1).—Statement showing the Income of the Municipalities in the Presidency of Bombay, including Sind, during the year 1885-86—continued.

District.	9		10		11															
	Tax on animals.		Tolls, &c.		OTHER TAXES IN DETAIL.															
	Rs. a. p.	Rs. a. p.	Rs. a. p.	Rs. a. p.	Hides and leather.	Fees for slaughtering animals.	Shop-tax.	Fees on music.	Tax on mills.	Tax on boats.	Tax on kilns.	Tax on water.	Māndav fees.	Fees for occupying streets.	Pilgrim tax.	Tax on booths.	Registration fee on articles not taxed.	Snuff tax.	Tax on stamping cloth.	
Northern Division.																				
Ahmedabad	17,220 9 2
Kaira	157 5 0	108 4 0
Panch Mahāls
Broach	8,023 10 0
Surat	247 1 0	40,460 8 1	503 12 0
Thāna	21,705 12 9	357 0 0	..	1,607 13 4	1,433 7 3	..	284 14 0
Total ..	247 1 0	87,570 13 0	667 0 0	357 0 0	..	1,607 13 4	1,433 7 3	..	284 14 0
Central Division.																				
Ahmednagar
Khāndesh	448 3 6	9 6 5
Nāsik	168 15 0	10,302 10 0	1 0 0
Poona	2,805 11 7	1,601 13 9	..	1,108 10 0	200 11 0	4,325 3 8
Satāra	1,684 2 11	698 9 0	240 6 0	..	1,193 11 3
Sholāpur	4,140 4 0	25,291 5 5	56 8 0
Total ..	9,246 5 0	35,593 15 5	1,601 13 9	699 9 0	1,108 10 0	9 6 5	257 3 0	4,325 3 8	240 6 0	..	1,193 11 3
Southern Division.																				
Belgaum	999 3 0	5,012 11 1	243 1 3
Dhārwar	490 6 0	1,803 0 8	1,979 10 6	1,807 10 9	675 6 0
Bijāpur	184 9 0	2 10 0
Kanara	1,342 5 6	1,003 3 6	38 15 0	1,064 13 0
Ratnāgiri
Kolāba	1,546 12 6
Total ..	3,015 15 3	9,426 1 7	2,263 11 2	2,872 7 9	678 0 0
Sind.																				
Karachi	4,516 0 0
Haidarabad	2,233 2 4
Shikārpur
Thar and Pārkar
Upper Sind Frontier
Total ..	4,516 0 0	2,233 2 4
GRAND TOTAL ..	17,024 5 9	1,32,500 14 0	6,764 11 3	1,056 9 0	1,108 10 0	1,607 13 4	1,433 7 3	..	284 14 0	9 6 5	257 3 0	2,872 7 9	678 0 0	4,325 3 8	240 6 0	..	1,193 11 3

STATISTICAL RETURNS.

[APP. V. B. (IV.) (1).]

1885-86.]

B.—REVENUE OTHER THAN IMPERIAL. (IV.)—MUNICIPAL REVENUES—continued.

(1).—Statement showing the Income of the Municipalities in the Presidency of Bombay, including Sind, during the year 1885-86—continued.

District.	11 OTHER TAXES IN DETAIL—continued.												12	13		
	Tax on stones.	Punitive Police tax on Mahomedan population.	Pal Tax.	Fees for cleaning cotton on foot-rollers.	Tax on Shops licensed to sell European liquor.	Tax on Shops licensed to sell gun-powder.	Tax on Shops levied from shopkeepers attending Jatrās.	Dog Tax.	Water-rate on Animals.	Water-rates on Native Crafts.	Water-rates on Private Pipes.	Two per cent. Water-rate.	Total Income from taxation.	MISCELLANEOUS RECEIPTS.		
														Realizations under special Acts.	Proceeds of lands, &c.	
Rs. a. p.	Rs. a. p.	Rs. a. p.	Rs. a. p.	Rs. a. p.	Rs. a. p.	Rs. a. p.	Rs. a. p.	Rs. a. p.	Rs. a. p.	Rs. a. p.	Rs. a. p.	Rs. a. p.	Rs. a. p.	Rs. a. p.	Rs. a. p.	
Northern Division.																
Ahmednbad	2,53,522 1 4	1,434 8 9	2,214 10 0	
Kaira	52,104 12 1	1,082 12 0	643 8 3	
Panch Mahāls	10,041 0 0	444 12 2	60 0 0	
Broach	78,855 7 5	513 9 0	1,553 12 2	
Surat	2,35,718 14 0	2,348 7 10	3,209 10 2	
Thāna	65,638 9 8	681 12 0	31 11 8	
Total	6,95,770 12 6	6,468 13 9	8,700 8 10	
Central Division.																
Ahmednagar	47,881 2 10	20 0 0	1,245 8 0	
Khāndesh	87,480 15 4	3,420 4 0	2,253 3 10	
Nāsik	1,08,163 15 9	168 0 0	129 8 3	
Poona	2,27,040 2 5	2,501 10 6	1,217 15 9	
Satāra	45 4 0	71,494 2 2	652 15 3	2,135 9 1	
Sholāpur	3,210 8 0	1,05,473 4 0	346 2 0	5,173 8 2	
Total ..	45 4 0	3,210 8 0	7,38,123 10 6	7,159 5 9	12,155 1 1	
Southern Division.																
Belgaum	62,654 12 1	512 7 0	185 14 1	
Dhārwar	91 5 0	3 7 0	87 0 0	..	1,760 8 3	50,810 2 6	807 11 2	6,036 10 9	
Bijāpur	24,197 2 1	168 14 0	42 11 3	
Kanara	115 8 0	32,585 1 3	920 15 4	295 10 3	
Ratnāgiri	5 0 0	45 0 0	9,170 10 2	1,352 1 3	198 0 0	..	40,038 13 4	384 11 0	70 7 3	
Kolāba	27,305 6 10	1,009 8 6	..	
Total	91 5 0	3 7 0	5 0 0	45 0 0	87 0 0	115 8 0	10,940 0 5	1,352 1 3	198 0 0	..	2,68,191 6 1	3,804 3 0	6,631 5 7	
Sind.																
Karāchi	1,145 11 0	2,37,050 7 6	4,171 15 0	32,736 2 8	
Haidarabad	1,23,744 12 11	5,500 9 0	2,530 10 0	
Shikārpur	20,237 11 4	
Thar and Pārkar	1,87,765 4 0	4,320 9 9	1,764 12 1	
Upper Sind Frontier	9,001 13 7	1,808 11 9	..	
Total	1,145 11 0	5,86,217 13 2	16,668 14 9	37,047 5 5	
GRAND TOTAL ..	45 4 0	3,210 8 0	91 5 0	3 7 0	5 0 0	45 0 0	87 0 0	115 8 0	10,940 0 5	1,352 1 3	198 0 0	1,145 11 0	2,278,303 10 3	34,101 5 3	64,533 15 11	

B.—REVENUE OTHER THAN IMPERIAL. (IV.)—MUNICIPAL REVENUES—concluded.

(1).—Statement showing the Income of the Municipalities in the Presidency of Bombay, including Sind, during the year 1885-86—concluded.

District.	18 MISCELLANEOUS RECEIPTS.								14 DEBIT.			15 Total income of year, excluding balance.	16 Total, including balance.	17 Incidence of taxation (column 12) per head of population.	18 Incidence of income shown in column 16 per head of Population.	REMARKS.
	Income from market (rents, fees, sale of refuse, &c.)	Conservancy and Road-cleaning (fees, sale proceeds of night-soil, street refuse, &c.)	Municipal fines.	Payments for Municipal services rendered to individuals.	Grant-in-aid from Provincial or Local Funds.	School Fees.	Sundries (rent of Municipal lands, receipts from public gardens, &c.)	Interest on Promissory Notes in the Bank of Bombay.	Total.	Loans.	Deposits (contractors, salaries unpaid, &c.)					
	Rs. a. p.	Rs. a. p.	Rs. a. p.	Rs. a. p.	Rs. a. p.	Rs. a. p.	Rs. a. p.	Rs. a. p.	Rs. a. p.	Rs. a. p.	Rs. a. p.	Rs. a. p.	Rs. a. p.	Rs. a. p.	Rs. a. p.	Rs. a. p.
Northern Division.																
Ahmedabad	7,326 12 4	3,901 2 8	3,571 4 5	0 11 0	18,329 8 0	4,599 5 6	9,472 0 0	..	45,869 15 2	..	12,306 10 0	6,489 0 1	3,18,187 11 4	4,20,243 1 5	1 4 7	1 0 11
Kaira	199 12 2	456 8 0	671 5 1	..	7,738 15 5	2,076 11 0	750 12 5	..	12,519 4 10	..	16 6 8	140 11 11	65,870 3 1	87,895 2 7	0 11 8	0 14 9
Panch Mahals	40 8 0	98 9 0	..	297 8 0	332 3 4	281 18 6	..	1,495 6 0	26 8 0	11,502 0 0	20,607 15 2	0 7 1	0 8 2
Proach	6,870 0 0	150 0 0	507 1 0	..	4,200 4 5	987 4 7	1,721 18 10	..	10,579 13 0	..	4,853 6 4	..	1,00,089 10 8	1,56,327 12 6	1 5 7	1 11 5
Surat	5,408 4 6	4,561 12 6	704 1 6	7 8 0	6,977 5 4	2,604 11 9	9,121 2 11	..	34,958 0 6	..	35,810 3 9	803 5 8	3,00,685 7 0	3,60,001 9 1	1 12 0	2 4 6
Thana	4,314 14 8	952 4 11	907 6 0	450 0 4	4,875 12 0	945 0 3	7,045 4 1	..	20,003 1 6	5,429 0 8	4,054 13 6	504 0 3	85,889 9 7	1,05,424 7 1	0 10 8	1 0 6
Total	24,123 11 8	10,121 4 1	6,409 11 0	464 8 4	86,400 5 2	11,585 4 11	23,342 15 3	..	1,32,085 9 0	5,429 0 8	57,070 8 7	7,528 4 9	8,83,484 3 6	11,51,459 15 10	1 3 4	1 9 1
Central Division.																
Ahmednagar	4,881 9 0	3,237 4 0	518 7 6	8 3 5	2,498 2 7	1,872 9 0	4,033 6 10	..	18,345 2 4	..	13,216 9 10	1,007 2 9	80,460 1 9	1,10,002 12 8	0 14 10	1 9 0
Bhindesh	8,794 2 1	2,442 10 3	1,813 10 9	3 8 0	6,837 14 2	5,213 2 6	6,982 0 1	..	37,812 7 8	..	168 5 2	1,430 14 3	1,20,882 10 5	2,09,116 9 3	0 8 4	0 12 1
Nasik	2,048 9 6	1,533 13 2	1,057 12 3	..	5,605 3 2	3,824 8 11	38,021 2 1	..	62,983 0 4	..	78 4 0	630 9 6	1,61,745 13 7	2,60,615 12 1	1 8 4	2 4 8
Poona	2,032 4 9	31,551 6 8	306 4 6	733 12 1	4,702 7 2	4,311 12 8	5,494 9 0	..	53,082 2 8	..	26,747 7 10	..	3,00,409 12 11	4,18,845 3 5	1 7 0	2 0 0
Satara	3,932 5 3	604 15 0	172 5 4	..	10,347 8 11	320 2 6	4,631 9 4	..	22,896 13 8	..	54 13 4	2,098 10 5	97,444 7 7	1,89,977 8 0	0 10 9	0 14 8
Sholapur	1,521 6 0	5,012 4 8	783 6 9	670 7 1	4,300 11 3	1,215 11 0	6,944 10 8	..	26,057 14 7	..	2,692 13 6	5,407 11 11	2,29,531 12 0	3,05,850 14 3	1 14 5	2 3 9
Total	23,312 4 7	44,882 5 4	4,711 15 1	1,415 14 7	34,491 15 3	16,791 14 7	60,056 13 0	..	2,11,077 9 3	..	41,848 5 8	11,475 0 10	10,02,524 10 3	16,43,107 11 8	1 2 0	1 8 5
Southern Division.																
Bolgaun	8,052 7 7	634 6 0	105 2 0	..	5,027 5 2	2,844 13 6	1,424 2 6	..	15,386 8 10	..	475 3 7	100 0 0	78,616 8 6	1,02,424 15 2	0 15 2	1 9 10
Dhkrwar	6,476 7 0	837 2 6	113 3 0	24 6 0	11,331 7 4	4,448 9 9	37,925 15 9	..	67,701 9 3	..	9 4 7	2,423 6 24	1,50,944 0 8	2,02,779 13 0	0 8 9	1 0 4
Bijapur	181 6 0	150 7 0	90 15 0	..	1,904 0 0	1,374 11 0	400 18 8	..	3,494 13 6	140 0 0	27,831 15 7	34,287 11 1	0 9 5	0 10 10
Kanara	995 2 5	11 4 0	44 7 0	15 8 6	3,224 7 10	1,185 0 3	3,535 13 3	..	15,138 4 10	..	201 0 5	97 9 6	46,022 0 0	67,804 3 9
Ratnagiri	1,242 11 8	10 2 6	124 9 0	..	1,813 7 11	1,234 4 0	671 9 4	..	5,590 14 8	79 1 5	46,808 13 5	77,836 9 8	4 8 3	5 2 11
Kolaba	503 5 6	104 0 0	87 13 0	1,543 15 6	3,988 11 1	1,315 0 0	2,085 1 4	..	10,638 8 11	3,250 0 0	83 2 8	..	41,277 2 0	56,303 13 2	0 9 4	0 14 2
Total	18,264 8 2	1,705 15 0	675 1 0	1,533 14 0	32,279 7 4	12,002 14 0	45,443 7 5	..	1,17,950 12 0	3,390 0 0	768 10 10	2,700 1 24	8,93,000 14 2	8,41,237 1 10	0 12 1	1 1 9
Sind.																
Karachi	11,766 8 6	696 4 6	2,476 1 9	37 15 0	3,370 1 0	2,270 7 1	65,528 3 10	..	1,23,480 11 4	..	10,106 13 9	16 9 0	3,71,513 9 7	4,93,811 15 8	2 2 11	4 8 7
Haidarabad	2,740 14 6	219 0 0	440 13 0	..	6,708 11 2	676 5 0	16,877 5 4	..	40,094 4 0	..	4,470 7 7	240 8 10	1,72,150 1 4	3,04,093 2 10	1 7 0	1 15 10
Shikarpur	17,844 0 9	410 1 0	1,727 12 2	27 6 0	9,287 6 5	4,459 0 9	23,973 0 4	..	63,014 7 3	..	6,046 12 0	150 0 0	2,57,576 7 9	4,50,450 0 7	1 11 0	2 5 0
Thar and Parkar	127 0 0	..	1 0 0	..	723 15 11	..	628 7 0	..	3,289 3 2	12,281 0 9	25,255 15 6	1 4 0	1 11 4
Upper Sind Frontier	7,488 7 8	..	60 0 0	..	1,212 0 0	..	240 0 8	426 2 2	19,333 8 5	146 0 10	35,244 15 11	49,727 3 6	2 2 10	3 1 8
Total	45,767 5 5	1,225 5 6	4,705 10 11	65 5 0	20,802 2 6	7,405 12 10	1,07,247 1 8	426 2 2	2,41,371 2 2	..	20,024 1 4	653 2 8	8,48,760 3 4	13,23,403 5 11	1 13 0	2 9 0
Grand Total	104,467 13 10	57,504 13 11	16,462 6 0	8,529 4 11	123,982 14 3	48,385 14 10	2,47,690 5 4	426 2 2	7,03,085 0 5	8,819 0 8	1,30,311 10 8	22,258 9 5	31,82,776 15 8	45,50,208 3 3	1 3 2	1 10 5

STATISTICAL RETURNS.

[App. V. B. (IV.) (1).]

B.—REVENUE OTHER THAN IMPERIAL.

(2).—Statement showing the Expenditure of the Municipalities

1 District.	2 Balance from previous year.	3 Income during the year.	4 GENERAL ESTABLISHMENT.		5 PUBLIC SAFETY.			(a) Registration of births and deaths.	(b) Buildings and other works (erection of slaughter-houses, latrines, &c.)
			Office Establishment, Inspection, Honorary Magistrate's Establishment, &c.	Collection of Municipal taxes, including octroi (establishment, purchase of account books, paper, money-boxes, repair to outposts, &c.)	Fire (establishment, purchase of fire engine, buckets, repairs, &c.)	Lighting (establishment, purchase of lamps, oil, repairs, &c.)	Police (establishment, purchase of clothing, lanterns, &c., repairs to outposts, &c.)		
Northern Division.									
Ahmedabad	1,02,055 6 1	3,18,187 11 4	13,857 1 0	17,468 13 6	4,840 6 2	17,200 5 4	761 10 0	870 2 0	2,343 3 11
Kaira	22,024 15 6	65,870 3 1	3,461 4 6	4,615 11 10	616 7 0	4,012 3 11	195 0 7	450 1 8
Panch Mahals	9,005 6 2	11,562 9 0	758 3 9	410 0 10	161 4 6	1,082 4 6	108 10 11	3,161 15 2
Broach	58,239 1 9	1,00,988 10 9	7,507 14 11	5,229 4 2	2,290 8 10	11,345 14 9	189 13 8	1,337 0 0
Surat	52,118 1 4	3,06,885 7 9	16,654 4 0	13,133 8 5	7,325 10 10	21,538 15 1	174 3 9	106 9 9	1,295 3 6
Thana	19,534 13 6	85,889 9 7	4,947 15 1	5,128 8 4	1,987 4 2	4,437 7 2	89 10 9	114 10 8	2,576 0 10
Total ..	2,62,975 12 4	8,93,484 3 6	47,276 14 3	45,935 15 1	17,221 9 6	60,517 7 9	1,638 1 3	591 6 5	11,163 9 1
Central Division.									
Ahmednagar	30,152 10 11	80,450 1 9	5,671 11 8	4,588 4 7	436 5 0	3,562 7 6	501 4 3	192 0 0	24,987 3 11
Khandesh	82,233 14 10	1,26,832 10 5	9,699 10 2	6,731 10 3	797 2 0	5,729 14 5	481 2 4	3,196 7 9
Nasik	1,07,509 14 6	1,81,745 13 7	4,567 11 9	11,519 3 0	833 9 3	4,860 3 4	965 11 0	2,000 0 0
Poona	1,12,475 6 6	3,06,469 12 11	20,510 0 1	18,605 13 7	1,552 6 2	16,635 12 10	495 6 2	200 8 6	65,677 6 4
Satara	71,533 0 3	97,444 7 7	9,175 2 11	6,812 9 4	1,519 9 7	2,263 6 5	229 13 2	1,069 13 7
Sholapur	1,36,319 2 3	2,20,531 12 0	11,066 0 7	16,676 3 11	963 7 10	7,589 0 7	4,857 4 3	178 2 6	7,293 0 11
Total ..	5,40,583 1 5	10,02,624 10 3	61,310 5 2	64,033 12 3	5,027 8 1	40,641 2 1	7,630 9 7	570 11 0	1,04,224 0 6
Southern Division.									
Belgaum	23,808 6 3	78,616 8 6	3,790 5 9	6,111 2 3	352 14 0	2,030 4 5	61 7 3	223 0 0	3,733 11 9
Dharwar	51,935 6 4	1,50,944 6 8	6,013 0 2	9,924 12 9	4,391 10 11	816 11 6	467 10 1	3,629 11 9
Bijapur	6,455 11 6	27,831 15 7	2,031 5 0	3,123 3 10	1,171 10 10	14 8 3
Kanara	19,532 3 9	48,022 0 0	2,445 5 8	3,314 9 2	6 2 6	2,648 2 3	23 4 0	507 11 7
Ratnagiri	31,527 12 3	46,308 13 5	3,032 1 0	2,464 8 2	527 15 9	2,130 10 8	53 3 0	34 6 11
Volaba	15,026 11 2	41,277 2 0	2,207 3 5	2,930 5 1	304 3 5	1,942 13 5	106 6 5	84 0 0	7,055 12 0
Total ..	1,48,236 3 8	3,98,000 14 2	19,519 10 0	27,873 9 3	1,191 3 8	15,410 4 0	1,073 4 5	802 14 1	15,011 0 0
Sind.									
Karachi	1,22,323 5 11	8,71,513 9 7	25,355 8 8	16,284 3 3	1,700 10 6	7,498 7 11	5,400 3 5	689 4 6	62,915 10 3
Haidarabad	1,31,948 1 6	1,72,150 1 4	10,569 11 2	8,696 14 5	112 0 2	6,293 14 8	12,121 8 0	176 6 9	991 2 5
Shikarpur	1,02,873 8 10	2,57,576 7 9	19,745 1 11	15,643 15 4	1,316 2 0	13,561 5 6	13,755 16 2	24,566 12 5
Thar and Parkar	12,994 14 9	12,291 0 9	450 0 0	1,008 3 4	143 14 6	496 0 0
Upper Sind Frontier	14,492 3 7	35,234 15 11	2,902 15 2	1,750 4 11	173 10 0	1,539 14 4	4,036 0 10	2,674 4 10
Total ..	4,74,637 2 7	8,49,766 3 4	58,663 4 11	43,333 9 3	3,307 12 8	20,035 8 11	35,839 11 5	865 11 3	91,457 14 4
GRAND TOTAL ..	14,26,432 4 0	31,32,775 15 3	1,36,170 2 4	1,32,176 14 3	27,343 1 11	45,604 7 3	46,040 11 1	2,830 10 9	2,21,846 14 8

(IV.)—MUNICIPAL REVENUES—continued.

in the Presidency of Bombay, including Sind, during the year 1885-86.

6

PUBLIC HEALTH.

(c)	(d)	(e)	(f)	(g)	(h)	(i)			(j)
						CONSERVANCY.			
						Establishment, repairs, purchase of carts, dry-earth, land for burying night-soil, &c.)	Returns, &c., of fines or over-assessments.	Remissions of cess.	
Repairs (to market, dispensary, &c.)	Maintenance of medical institutions (dispensary establishment, purchase of medicines, &c.)	Vaccination (establishment.)	Water-works (establishment, repairs.)	Road-watering (establishment, purchase of water-carts, repairs, &c.)	Road-cleaning (establishment, purchase and repair of dust-bins, &c.)	Establishment, repairs, purchase of carts, dry-earth, land for burying night-soil, &c.)	Returns, &c., of fines or over-assessments.	Remissions of cess.	Drainage works (establishment, repairs.)
Rs. a. p.	Rs. a. p.	Rs. a. p.	Rs. a. p.	Rs. a. p.	Rs. a. p.	Rs. a. p.	Rs. a. p.	Rs. a. p.	Rs. a. p.
2,039 9 8	12,961 4 8	961 4 2	11,778 7 10	27,389 13 11	30,177 14 11	47,818 5 6	308 15 7	8 11 0	1,639 15 10
419 11 0	5,443 15 10	239 7 6	106 13 3	2,055 9 11	5,763 1 9	4,932 9 5	246 10 9
....	51 6 9	291 11 8	218 14 5	789 10 10	781 4 1	8 0 0
323 7 5	895 0 10	268 3 6	1,829 13 10	3,284 8 7	8,924 12 4	2,853 2 0
4,343 15 8	9,797 0 1	754 8 7	18 15 9	18,379 11 11	19,987 9 11	32,701 0 4	1 0 0	7,704 0 0	10 1 10
357 12 10	4,000 0 0	620 15 3	7,645 1 8	848 7 7	14,798 9 6	6,496 4 8	43 0 0	13 0 6
7,484 8 7	31,138 12 1	2,834 7 0	21,071 0 0	57,177 2 4	60,441 11 3	95,081 10 0	360 15 7	7,755 11 6	1,896 12 5
162 9 5	1,597 1 5	325 13 1	4,758 15 1	173 6 6	5,919 13 11	11,399 9 8	23 10 0	509 9 8	321 7 4
791 10 3	5,836 10 4	245 0 6	2,012 13 10	178 4 0	8,838 12 9	15,528 5 5	85 2 6	65 5 4	2,737 12 4
201 13 9	2,482 3 7	337 12 11	2,619 14 4	11,294 0 9	17,899 7 2	14 0 0	1 8 0	1,866 8 10
961 1 8	8,557 12 0	1,199 13 10	23,955 5 11	2,319 15 5	18,937 6 10	51,407 6 10	56 12 9	17,118 12 1
2,456 14 0	4,497 15 6	303 11 9	3,002 4 9	3,973 14 8	8,678 12 5	528 8 1
1,010 11 6	11,916 0 0	963 13 3	27,919 0 1	1,056 14 7	10,499 7 3	34,440 8 5	1,104 12 8
5,563 11 7	34,067 11 4	8,375 1 4	64,268 6 0	4,226 8 6	59,212 7 2	139,267 12 11	122 12 6	633 3 4	23,675 13 4
160 10 0	1,969 9 5	392 14 3	1,366 3 5	1,706 9 5	9,222 13 2	12,575 4 5	4 8 0	579 3 0
671 15 11	5,616 15 5	790 7 10	11,331 11 3	15 8 0	16,261 12 5	6,043 0 6	902 6 5
431 0 5	2,087 4 10	109 3 6	773 3 8	132 5 3	5,239 13 10	1,781 0 7	1 4 0	383 7 0
263 0 6	3,336 1 0	131 5 10	180 0 8	461 11 5	3,224 2 3	4,094 4 7	12 0 0	24 14 0	168 0 2
350 10 0	9 12 3	98 12 10	15,760 14 0	1,101 10 3	2,764 7 1	1,086 3 0
60 7 2	1,394 0 7	83 11 9	2,473 15 9	168 0 10	5,108 10 1	3,334 11 8	1 4 0	18 0 0
1,927 12 0	14,433 11 6	1,009 13 0	81,836 0 0	3,510 13 2	41,321 10 10	26,364 8 9	14 8 0	47 6 0	1,973 0 7
2,695 10 10	3,766 11 1	2,595 10 7	4,734 3 1	6,599 12 1	8,417 3 9	46,250 7 7	13 14 0
1,471 5 4	2,791 5 1	334 0 0	27,571 2 4	4,355 14 2	14,392 14 11	7,921 1 11	4 0 0	1,991 1 0
2,992 7 1	6,254 6 2	1,368 9 11	1,600 5 3	8,266 4 7	23,454 8 4	17,461 5 6	1,390 5 7
165 4 1	230 0 0	646 10 7	288 0 0	1,523 10 7
621 4 9	167 2 3	120 0 0	133 13 2	203 9 10	2,569 14 9	2,387 1 1	48 12 9
8,946 0 1	16,209 8 7	4,448 4 5	34,086 2 5	21,428 8 8	40,422 9 9	75,648 10 8	4 0 0	3,444 1 4
23,922 0 3	98,449 11 6	12,317 9 0	1,52,611 9 2	86,343 0 8	2,30,808 7 0	3,38,762 10 4	502 4 1	8,436 4 10	80,089 11 8

B.—REVENUE OTHER THAN IMPERIAL

(2).—Statement showing the Expenditure of the Municipalities

1 District.	6 PUBLIC HEALTH—continued.		7 PUBLIC INSTRUCTION.	8 PUBLIC CONVENIENCE.						
	(b)			PUBLIC WORKS.						
	OTHER MEASURES.			Contributions to schools.	Establishment.	Construction and maintenance of roads.	Other (new) works.	Other repairs.	Survey of land.	Other charges (printing, reward, &c.)
	Markets and slaughter-houses (establishment, contingencies.)	Public gardens (establishment purchase of seeds, repair of well, purchase of bullocks, &c.)								
	Rs. a. p.	Rs. a. p.	Rs. a. p.	Rs. a. p.	Rs. a. p.	Rs. a. p.	Rs. a. p.	Rs. a. p.	Rs. a. p.	
<i>Northern Division.</i>										
Ahmedabad	161 0 0	2,377 8 3	29,071 9 2	1,481 9 7	32,106 2 3	37,815 6 10	2,832 5 2	1,722 7 5	853 10 8	
Kaira	96 0 0	667 10 1	14,148 0 2	144 0 0	4,993 5 4	90 8 9	540 0 1	709 12 8	
Panch Mahals	1,374 13 11	72 0 0	2,926 12 5	59 6 6	125 0 0	
Broach	144 0 0	521 13 8	16,743 0 8	360 0 0	47,600 8 8	625 7 1	1,291 11 11	828 0 0	925 15 8	
Surat	3,095 6 2	4,369 0 1	15,785 11 3	1,082 14 3	32,449 11 2	2,351 10 0	3,359 6 4	1,745 0 11	8,671 4 5	
Thana	171 0 0	853 6 3	9,276 4 8	9,667 11 1	151 8 6	48 6 0	609 4 4	
Total ..	3,667 6 2	8,279 0 11	80,409 7 10	3,080 7 10	1,29,838 13 11	41,034 9 2	8,131 4 0	4,205 14 4	11,484 14 11	
<i>Central Division.</i>										
Ahmednagar	890 0 0	1,229 6 4	9,294 12 9	576 0 0	4,827 0 5	7,675 2 4	1,142 11 11	153 2 6	1,084 0 3	
Khândesh	2,347 13 10	5,159 14 11	28,221 0 1	68 14 1	4,703 11 8	7,921 8 6	4,631 2 4	151 10 8	208 1 5	
Nâsik	514 1 7	18,148 10 0	84 0 0	6,219 2 2	5,507 0 9	1,341 8 0	38,845 4 7	
Poona... ..	1,545 1 10	8,684 2 6	21,993 7 8	3,270 1 6	30,474 15 8	867 7 1	2,176 7 11	11,677 14 8	
Salâra...	568 14 11	11,622 6 5	491 0 0	8,993 0 8	3,289 15 0	715 8 1	619 9 1	
Sholâpur	371 0 0	2,204 8 6	17,556 15 5	36 0 0	16,337 8 7	14,268 2 7	5,894 12 6	668 4 0	28,591 6 0	
Total ..	5,153 14 8	18,354 11 9	1,01,837 4 4	4,525 15 7	70,956 13 2	39,523 4 8	16,202 2 11	963 0 9	80,526 4 0	
<i>Southern Division.</i>										
Belgaum	214 9 3	288 14 5	14,117 0 3	783 8 2	7,028 15 4	6,733 8 2	317 7 10	694 15 2	
Dhârwar	657 4 5	72 6 0	24,868 5 10	1,070 6 5	6,284 2 6	6,474 11 11	1,139 0 10	6,887 9 10	665 11 1	
Bijâpur	10 8 0	7,623 9 5	1,200 14 1	668 11 7	232 4 11	4 2 0	256 0 0	
Kanara	78 6 6	858 0 2	18,818 0 5	276 10 1	2,209 7 8	1,151 1 8	253 2 2	19 4 0	479 3 9	
Ratnâgiri	148 12 11	101 2 0	5,161 13 3	190 4 6	2,154 6 4	1,158 14 8	105 5 11	269 14 0	
Kolâba	52 11 8	6 5 9	5,235 2 8	3,619 5 9	615 13 11	20 7 2	78 14 0	
Total ..	1,141 12 9	1,837 4 4	70,923 15 10	2,900 8 2	23,187 3 3	16,802 8 11	2,067 12 10	6,860 15 10	2,434 10 0	
<i>Sind.</i>										
Karachi	44 0 0	22,570 11 8	31,354 14 4	5,794 14 5	42,159 14 9	7,061 13 6	1,390 8 9	1,074 15 6	6,492 15 5	
Haidarabad	642 6 0	936 1 4	28,050 10 1	305 2 8	4,505 13 4	1,668 6 1	4,191 10 2	1,005 15 11	1,000 8 3	
Shikârpur	620 7 8	2,100 13 9	36,827 10 7	4,106 4 8	19,954 0 2	4,568 3 1	1,621 6 11	19 5 8	1,268 0 9	
Thar and Pârkar	2,006 8 9	2,768 1 1	275 0 0	248 14 0	120 0 0	214 12 10	
Upper Sind Frontier	184 11 2	4,441 3 2	1,446 8 7	224 14 3	1,010 2 7	97 14 0	
Total ..	1,306 13 8	27,804 14 8	1,01,437 7 3	10,296 5 4	68,341 4 10	13,652 2 11	8,978 12 5	2,190 5 1	10,074 3 3	
GRAND TOTAL ..	11,269 15 3	55,775 15 8	3,60,608 3 3	20,803 4 11	2,02,318 8 2	1,11,012 9 3	35,376 0 2	14,310 4 0	1,18,520 0 2	

(IV.)—MUNICIPAL REVENUES—continued.

in the Presidency of Bombay, including Sind, during the year 1885-86.

Contributions to local or provincial funds.	10						11	12	13			
	DEBT.								BALANCE AT CLOSE OF YEAR.			
	Loans, instalments paid during the year.	INTEREST.		Deposits (salaries attached, contractors, &c.)	Advances (on account of departmental works, &c.)	Miscellaneous.			Total Expenditure.	Deposits.	Actual Municipal Balance.	Total.
		On account of last year.	On account of current year.									
Rs. a. p.	Rs. a. p.	Rs. a. p.	Rs. a. p.	Rs. a. p.	Rs. a. p.	Rs. a. p.	Rs. a. p.	Rs. a. p.	Rs. a. p.	Rs. a. p.		
2,959 0 0	17,000 0 0	7,262 8 0	7,445 13 3	8,054 5 6	5,801 6 5	3,48,010 8 1	37,583 15 5	34,648 9 11	72,232 9 4		
332 0 0	97 10 9	63 12 1	2,296 7 2	55,728 7 7	20 8 8	82,146 7 9	32,166 11 0		
150 0 0	25 0 0	616 5 8	18,172 13 10	7,395 1 4	7,395 1 4		
....	11,000 0 0	1,803 10 9	1,434 15 8	4,840 13 10	1,245 9 9	1,40,713 15 1	3,238 1 4	14,330 12 1	17,613 13 5		
2,444 0 6	8,595 4 10	4,894 7 4	38,061 13 10	346 5 6	5,751 9 11	2,86,970 7 11	14,322 14 0	57,708 2 5	72,031 1 2		
....	1,000 0 0	362 8 0	1,012 11 2	1,464 5 2	3,354 1 6	81,064 15 8	2,519 10 5	20,239 13 0	23,759 7 5		
5,885 0 6	37,595 4 10	1,803 10 9	14,004 7 0	51,458 14 10	9,953 12 3	19,155 8 5	9,2,026 4 2	59,729 18 2	1,66,468 14 6	2,25,198 11 8		
....	458 1 10	13,650 7 9	507 2 9	937 1 8	1,07,260 12 6	145 14 2	3,196 2 0	3,342 0 2		
97 5 6	5,543 3 5	1,131 2 8	1,965 1 7	2,380 3 6	949 3 0	5,859 14 10	1,20,243 10 4	2,436 7 3	77,435 7 8	79,871 14 11		
....	4 6 0	410 10 0	5,448 13 4	1,38,957 8 4	61,336 7 1	71,321 12 8	1,32,658 8 9		
....	5,230 10 8	33,871 2 8	1,751 9 10	3,70,913 15 6	10,959 9 9	37,072 10 2	48,032 3 11		
....	7,370 0 0	15,648 0 2	553 10 0	3,155 1 2	1,751 4 5	98,567 14 1	14 0 4	70,305 9 7	70,409 9 11		
58 0 0	10,000 0 0	113 1 9	9,900 0 0	1,918 0 0	5,506 5 10	785 1 7	2,52,068 1 3	13,782 0 0	1,00,052 13 0	1,18,784 13 0		
155 5 6	28,501 16 11	1,244 4 0	27,513 1 9	52,527 13 11	10,528 6 9	16,643 13 8	10,95,008 14 0	88,624 6 1	3,59,474 7 1	4,48,098 13 5		
....	703 8 0	175 3 7	100 0 0	5,769 13 10	82,471 6 6	900 0 0	19,658 8 8	19,958 8 8		
....	2,780 2 2	1,921 7 2	162 1 0	2,829 8 0	2,993 10 7	1,23,533 14 3	10,576 2 11	66,609 11 5	77,245 14		
....	497 8 8	756 8 4	23,424 13 0	5,862 14 1	5,862 14 1		
....	150 0 0	12 12 10	15 12 0	204 9 0	1,069 13 4	41,546 14 9	195 8 5	25,861 12 7	26,067 5 0		
....	5,087 6 0	698 6 6	3,049 6 0	1,155 13 11	48,689 12 11	38 6 10	20,198 5 11	20,146 12 0		
....	2,505 2 7	529 14 9	127 0 9	1,118 13 2	41,171 11 6	103 7 2	15,028 10 6	15,132 1 8		
....	11,080 1 5	1,800 14 0	4,803 8 9	480 1 4	2,634 1 0	12,863 9 2	3,67,838 9 4	11,213 9 4	1,32,184 15 2	1,73,399 8 6		
....	4,000 0 0	5,525 0 0	10,835 12 0	7 8 0	6,103 13 5	3,46,882 6 7	5,037 1 9	1,41,922 7 2	1,46,959 8 11		
....	16,241 12 4	463 0 8	343 7 4	6,003 1 1	1,63,191 11 7	5,003 10 8	1,35,812 12 7	1,40,806 7 3		
....	5,217 8 9	417 11 1	915 10 8	2,40,240 12 1	3,206 10 11	2,07,002 9 7	2,10,209 4 0		
....	487 6 1	11,072 5 10	14,213 9 8	14,213 9 8		
....	150 0 0	9,111 7 9	85,653 10 2	12,100 10 8	1,073 14 8	14,073 9 4		
....	20,241 12 4	5,525 0 0	16,515 5 5	918 10 5	22,621 6 0	7,97,040 14 3	25,438 2 0	5,10,924 5 8	5,26,362 7 8		
6,040 6 0	97,269 2 6	4,447 13 3	51,846 1 6	1,20,982 3 6	24,034 14 3	71,264 5 3	31,86,149 9 9	1,84,005 15 1	11,89,052 10 5	13,73,058 9 6		

B.—REVENUE OTHER THAN IMPERIAL

(3).—Statement showing the Quantity or Value of the Principal Articles imported into, and taxed by,

1	2	3					4					5
		GRAIN.					SUGAR.					
Name of Municipality.	Population by Census of 1881.	Gross Imports.	Quantity or value on which refunds were given.	Net Imports.	Net amount of tax collected.	Net average consumption or expenditure per head of population.	Gross Imports.	Quantity or value on which refunds were given.	Net Imports.	Net amount of tax collected.	Net average consumption or expenditure per head of population.	Gross Imports.
Northern Division.												
Ahmedabad.	188,124	1,452,955 2 20	3,704 10 0	1,449,250 32 20	30,373 15 1	8 11 55	60,925 17 10	60,925 17 10	21,991 6 0	0 13 25	33,296 3 00
Kaira ..	71,170	254,386 6 40	160 0 0	254,226 6 40	5,082 0 8	3 24 0	9,333 23 40	2,441 16 0	6,892 8 40	1,823 15 11	0 4 23	9,811 14 20
Panch Mahals
Broach ..	58,295	637,793 29 0	85,938 0 0	551,857 29 0	8,474 7 5	9 18 53	31,636 30 0	3,745 0 0	17,891 30 0	6,499 7 8	0 12 22	7,568 18 0
Surat ..	134,530	1,122,535 0 0	146,740 0 0	975,795 0 0	2,571 10 6	8 14 67	35,979 38 33	547 22 0	35,432 16 33	35,530 0 0	0 10 42	22,685 16 30
Thana ..	58,682	1,109 15 0	1,109 15 0	215 5 6	0 2 60	563 4
Total..	595,814	3,469,669 37 60	236,540 10 0	3,233,129 27 60	46,452 1 8	7 27 20	129,075 4 3	6,733 37 0	1,22,341 7 3	64,066 3 10	0 10 57	73,924 16 34
Central Division.												
Ahmednagar ..	41,699	525,610 0 0	339 0 0	525,271 0 0	13,082 3 3	12 23 68	4,762 0 0	4,762 0 0	690 0 0	0 4 45	3,816 0 0
Khandesh ..	76,790	635,178 0 0	252 0 0	634,926 0 0	8,958 18 4	8 10 4	12,529 0 0	3 0 0	12,526 0 0	1,284 4 0	0 6 58	3,770 0 0
Nasik ..	52,405	205,192 0 0	1,179 0 0	204,013 0 0	8,890 3 0	11 6 0	17,374 0 0	1,146 0 0	16,229 0 0	1,705 1 0	0 31 32	12,584 0 0
Poona ..	160,776	1,546,206 0 0	111,263 0 0	1,434,943 0 0	61,637 0 1	7 15 46	222,283 0 0	127,987 0 0	94,296 0 0	6,505 1 6	0 14 63	20,361 0 0
Satara ..	98,992	381,386 0 0	82 0 0	381,304 0 0	15,211 12 4	3 8 3	6,848 0 0	120 0 0	5,728 0 0	521 13 0	0 2 9	4,730 0 0
Sholapur ..	86,340	1,026,948 0 0	732 0 0	1,026,216 0 0	21,044 11 0	11 35 0	9,679 0 0	24 0 0	9,655 0 0	1,824 0 6	0 4 3	6,443 0 0
Total..	517,005	4,320,520 0 0	113,847 0 0	4,206,673 0 0	129,724 11 0	3 5 37	272,475 0 0	129,279 0 0	143,106 0 0	12,529 4 9	0 11 5	51,710 0 0
Southern Division.												
Belgaum ..	61,518	400,198 0 0	60 0 0	400,138 0 0	13,381 9 3	6 20 14	40,954 0 0	40,954 0 0	1,994 15 6	0 32 33	415 0 0
Dharsat ..	102,328	646,223 0 0	181,522 0 0	514,701 0 0	10,564 0 4	5 1 16	59,180 0 0	27,629 0 0	31,550 0 0	2,230 10 0	0 12 26	4,405 0 0
Bijapur ..	40,872	376,826 0 0	376,320 0 0	9,299 15 9	0 8 62	10,450 0 0	10,450 0 0	301 10 9	0 10 18	1,525 0 0
Kanara ..	39,757	246,240 0 0	343 0 0	245,903 0 0	5,160 0 7	6 7 22	8,902 0 0	45 0 0	8,917 0 0	344 0 4	0 8 77	298 0 0
Ratnagiri ..	28,460	63,413 0 0	5,421 0 0	77,992 0 0	994 14 1	2 29 49	14,229 0 0	0,180 0 0	8,049 0 0	821 14 10	0 11 25	4,924 0 0
Kolaba ..	46,656	273,462 0 0	273,462 0 0	3,620 10 5	5 34 35	8,917 0 0	8,917 0 0	617 11 3	0 7 51	3,515 0 0
Total..	319,589	2,026,366 0 0	137,346 0 0	1,889,022 0 0	43,021 2 5	5 36 34	151,701 0 0	28,854 0 0	117,847 0 0	6,400 15 1	0 14 59	16,082 0 0
Sind.												
Karachi ..	108,839	1,653,913 29 20	1,090,901 4 60	363,012 24 40	71,442 8 4	7 37 14	254,357 10 63	107,216 10 33	57,741 0 30	11,660 8 7	0 21 18	14,646 22 23
Haidarabad.	86,420	323,462 2 40	116,711 32 54	706,750 9 66	46,623 9 3	8 7 10	21,935 10 20	2,619 4 60	19,366 5 40	5,449 7 8	0 9 4	17,079 19 14
Shikarpur ..	111,381	1,586,213 29 20	603,231 10 40	892,982 18 60	49,588 12 5	8 0 56	101,033 4 60	22,267 21 40	78,760 23 20	22,050 11 4	0 23 23	35,753 18 50
Thar and Parkar ..	7,195	49,972 15 30	6,938 22 20	43,033 33 10	3,147 7 7	5 39 19	2,209 5 30	275 16 49	2,023 28 70	706 1 9	0 11 19	2,296 39 29
Upper Sind Frontier..	11,352	310,683 18 60	129,525 10 0	181,163 8 60	11,323 8 1	15 38 28	4,838 32 46	4 10 40	4,834 22 5	1,613 9 5	0 17 3	3,307 28 15
Total..	325,167	4,724,250 15 10	2,937,309 0 14	2,086,942 14 76	1,82,140 13 9	3 10 40	385,118 23 59	222,402 23 53	162,716 0 5	41,729 6 9	0 20 3	73,673 7 56
GRAND TOTAL	1,667,695	14,540,808 12 70	2,825,041 10 14	12,015,767 2 56	4,01,388 12 10	7 8 11	938,369 37 01	392,309 20 53	546,100 7 8	1,24,735 14 5	0 13 7	214,359 24 10

(IV.)—MUNICIPAL REVENUES—continued.

the several Municipalities in the Bombay Presidency, including Sind, during the year 1885-86.

5				6					7			
CLASS I.				CLASS II.					CLASS III.			
Quantity of value on which refunds were given.	Net imports.	Net amount of tax collected.	Not average consumption or expenditure per head of population.	Gross imports.	Quantity of value on which refunds were given.	Net imports.	Net amount of tax collected.	Not average consumption or expenditure per head of population.	Gross imports.	Quantity of value on which refunds were given.	Net imports.	Net amount of tax collected.
Mds. s. t.	Mds. s. t.	Rs. a. p.	Mds. s. t.	Mds. s. t.	Mds. s. t.	Mds. s. t.	Rs. a. p.	Mds. s. t.	Rs. a. p.	Rs.	Rs. a. p.	Rs. a. p.
48 25 20	33,252 18 40	43,514 9 4	0 7 21	1,718,875 32 50	4,061 35 0	1,709,813 37 50	1,14,518 0 2	9 13 38
142 4 73	9,069 0 27	5,475 15 3	0 5 34	440,178 36 10 Cocoanuts 227,275 number.	28,214 24 73 Cocoanuts 1,907 number.	411,064 11 17 Cocoanuts 225,468 number.	19,796 7 4	5 31 48
46 15 0	7,522 3 0	12,051 11 11	0 5 12	910,937 33 0	104,093 35 0	806,843 38 0	43,324 8 2	13 33 50
204 32 0	22,800 24 30	44,785 15 8	0 7 30	1,540,415 22 63	159,305 29 0	1,381,110 33 63	99,637 12 8	10 19 48	2,59,000 0 0	..	2,59,000 0 0	2,061 12 6
....	568 4 4	192 10 9	0 1 23	88,457 11 4	595 28 0	87,861 23 4	3,071 9 4	1 36 02
526 37 13	78,397 19 21	1,06,920 14 11	0 6 40	4,693,866 15 47 227,275 cocoanuts number.	2,06,271 31 73 1,867 cocoanuts number.	4,397,594 23 54 215,408 cocoanuts number.	2,30,368 14 8	8 38 70	2,59,000 0 0	..	2,59,000 0 0	2,061 12 6
....	8,816 0 0	538 2 0	0 3 52	018,817 0 0	809 0 0	617,948 0 0	19,076 4 3	14 32 59
36 0 0	3,740 0 0	675 14 0	0 2 1	770,387 0 0	471 0 0	769,916 0 0	17,994 10 11	10 13 6	25,370 0 0	..	25,370 0 0	759 18 0
602 0 0	11,982 0 0	1,758 7 0	0 22 74	533,369 0 0	4,394 0 0	528,973 0 0	21,984 7 6	27 1 28
1,979 0 0	18,362 0 0	4,607 1 10	0 2 67	3,183,000 0 0	482,526 0 0	2,700,474 0 0	1,00,138 7 6	8 1 63	2,180 0 0	..	2,180 0 0	54 2 2
24 0 0	4,706 0 0	871 15 11	0 1 0	553,675 0 0	230 0 0	553,805 0 0	30,460 14 0	5 23 5	14,810 0 0	..	14,810 0 0	615 0 6
68 0 0	6,375 0 0	2,480 8 8	0 2 77	1,360,646 0 0	111,547 0 0	1,346,099 0 0	41,306 10 11	15 23 60	1,66,735 0 0	..	1,66,735 0 0	1,700 0 0
2,709 0 0	49,901 0 0	10,902 1 0	0 3 63	7,019,392 0 0	302,537 0 0	6,516,805 0 0	2,31,561 7 1	13 24 15	2,09,104 0 0	..	2,09,104 0 0	3,129 8 9
....	416 0 0	46 7 0	0 0 21	673,525 0 0	66 0 0	673,459 0 0	22,314 8 2	10 37 71	84,864 0 0	..	84,864 0 0	1,708 0 0
79 0 0	4,320 0 0	631 12 2	0 1 55	994,268 0 0	214,754 0 0	779,504 0 0	19,050 8 6	7 24 57	62,236 0 0	22,630	39,606 0 0	1,049 0 0
....	1,523 0 0	193 10 9	0 1 39	352,521 0 0	352,521 0 0	14,313 15 4	8 25 0	1,743 0 0	..	1,743 0 0	74 0 0
....	298 0 0	73 6 10	0 0 23	274,754 0 0	516 0 0	274,238 0 0	8,182 9 4	6 35 73	18,960 0 0	..	18,960 0 0	511 10 0
4,476 0 0	448 0 0	128 4 9	0 1 43	836,537 0 0	54,413 0 0	732,124 0 0	19,119 5 1	27 19 20
....	3,515 0 0	441 3 4	0 3 1	337,187 0 0	337,187 0 0	3,255 15 0	8 11 76
4,555 0 0	10,527 0 0	1,510 1 1	0 1 31	3,518,782 0 0	269,749 0 0	3,249,033 0 0	87,354 2 10	10 6 52	1,67,803 0 0	22,630	1,45,173 0 0	3,874 2 0
688 4 20	13,057 18 8	13,334 5 10	0 5 10	2,650,149 7 63	1,409,860 34 20	1,240,288 13 43	1,23,112 1 1	11 15 66	10,702 15 0	..	10,702 15 0	218 4 0
339 33 70	47,289 25 15	19,045 10 2	0 8 0	879,133 32 8	121,045 29 75	758,088 2 13	80,069 15 10	8 30 71
12,079 34 20	23,673 24 30	17,171 11 7	0 8 40	2,152,176 28 30	878,261 9 0	1,273,915 19 30	1,12,907 4 1	11 17 40
688 16 20	1,536 23 9	777 5 0	0 8 71	57,906 34 49	8,233 38 15	49,667 36 34	5,394 8 5	9 36 10
134 0 0	8,173 28 15	1,083 10 2	0 11 15	503,342 37 65	134,003 22 0	369,339 15 65	19,457 2 11	32 21 33	21,060 0 0	..	21,060 0 0	138 0 0
13,960 8 50	59,692 23 77	52,821 10 9	0 7 23	6,242,709 20 55	2,551,410 13 30	3,691,299 7 25	3,40,941 0 4	11 14 4	31,762 15 0	..	31,762 15 0	416 4 0
21,771 5 72	192,613 18 18	1,71,744 11 9	0 4 53	21,474,749 36 23 227,275 cocoanuts	3,320,018 5 23 1,867 cocoanuts	17,854,731 30 79 225,408 cocoanuts	9,40,225 8 11	10 28 22	6,68,209 15 0	22,630	4,45,639 15 0	8,931 11 2

B.—REVENUE OTHER THAN IMPERIAL

(3).—Statement showing the Quantity or Value of the Principal Articles imported into, and taxed by, the

1	7						8						9					
	CLASS II. contd.		CLASS III.				CLASS IV.											
Name of Municipality.	Net average consumption or expenditure per head of population.	Gross imports.	Quantity or value on which refunds were given.	Net imports.	Net amount of tax collected.	Net average consumption or expenditure per head of population.	Gross imports.	Quantity or value on which refunds were given.	Net imports.	Net amount of tax collected.	Net average consumption or expenditure per head of population.							
	Rs. a p.	Mds. s. t.	Mds. s. t.	Mds. s. t.	Rs. a p.	Mds. s. t.	Rs. a p.	Rs. a p.	Rs. a p.	Rs. a p.	Rs. a p.							
<i>Northern Division.</i>																		
Ahmedabad		187,330 28 10	28 32 0	187,301 34 10	5,181 15 3	1 0 73	2,50,478 4 0	2,50,478 4 0	5,365 8 5	1 5 1							
Kaira		508,021 33 60	193,388 7 0	404,633 26 60	5,484 9 11	5 27 83	3,79,618 5 9	600 0 0	3,79,018 5 9	2,705 6 1	5 15							
Panch Mahals							
Broach		346,848 10 0	15,436 0 0	331,412 10 0	2,056 6 1	5 27 82	3,58,325 10 0	39,550 0 0	3,18,775 10 0	6,396 3 7	5 7							
Surat	2 6 9	961,552 0 0	961,552 0 0	7,790 13 8	8 38 75	3,04,667 0 0	1,546 0 0	3,03,121 0 0	7,767 7 9	2 8							
Thana		25,188 18 0	469 32 0	24,688 26 0	419 14 0	1 28 25	10,564 2 0	10,564 2 0	355 11 3	0 3							
Total	2 6 9	2,118,941 7 70	208,352 31 0	1,909,588 16 70	21,833 10 11	4 15 73	18,03,653 6 0	41,606 0 0	12,91,957 6 0	23,690 3 11	2 10							
<i>Central Division.</i>																		
Ahmednagar		106,552 0 0	106,552 0 0	2,901 5 9	2 25 73	14,579 0 0	185 0 0	14,494 0 0	1,914 2 0	0 5 0							
Khandesh	0 5 5	123,732 0 0	123,732 0 0	2,734 11 0	1 27 58	4,18,741 0 0	4,18,741 0 0	3,757 10 7	5 9 1							
Nasik		68,280 0 0	162 0 0	68,118 0 0	2,567 15 8	3 39 12	76,707 0 0	30 0 0	76,677 0 0	1,348 14 0	3 15 11							
Poona		937,663 0 0	55,420 0 0	882,248 0 0	10,833 1 0	2 30 0	7,52,620 0 0	1,59,293 0 0	5,93,326 0 0	25,722 2 7	1 6 3							
Satara	0 2 5	190,380 0 0	190,380 0 0	2,770 3 1	1 36 74	41,024 0 0	41,024 0 0	1,824 13 9	0 7 5							
Sholapur	2 12 9	248,208 0 0	822 0 0	247,386 0 0	8,272 14 8	2 34 5	5,80,592 0 0	84,318 0 0	5,46,274 0 0	10,717 1 1	6 5 3							
Total	0 6 5	1,674,820 0 0	56,404 0 0	1,618,416 0 0	39,089 3 6	3 5 10	19,15,272 0 0	1,93,826 0 0	17,21,446 0 0	44,084 12 0	3 5 3							
<i>Southern Division.</i>																		
Belgaum	1 6 0	221,503 0 0	66 0 0	221,437 0 0	4,404 1 1	3 23 78	85,927 0 0	88 0 0	85,839 0 0	2,317 2 10	1 6 3							
Dharwar	0 6 2	222,096 0 0	11,486 0 0	211,600 0 0	5,543 6 3	2 2 64	1,45,655 0 0	45,615 0 0	1,00,040 0 0	5,054 11 0	0 15 8							
Bijapur	0 0 8	25,136 0 0	25,136 0 0	1,251 13 1	0 24 47	32,266 0 0	32,266 0 0	705 10 2	0 12 7							
Kanara	0 7 7	106,362 0 0	413 0 0	105,949 0 0	3,054 2 1	2 27 0	14,878 0 0	14,878 0 0	322 0 10	0 5 11							
Ratnagiri		8,945 0 0	1,101 0 0	7,844 0 0	419 9 0	0 11 1	16,409 0 0	5,425 0 0	10,984 0 0	189 11 7	0 6 2							
Kolaba		24,720 0 0	24,720 0 0	386 4 0	0 21 15	22,094 0 0	424 0 0	21,670 0 0	446 2 2	0 7 5							
Total	0 7 8	909,661 0 0	18,066 0 0	891,595 0 0	15,058 8 2	1 34 53	3,17,222 0 0	51,552 0 0	2,65,670 0 0	9,032 15 2	0 13 3							
<i>Sind.</i>																		
Karachi	0 1 7	594,051 28 60	106,308 4 0	487,743 24 60	13,106 6 4	4 19 20	7,20,170 10 8	1,52,864 10 0	5,76,306 0 8	17,376 1 2	5 4 9							
Haidarabad		12,223 20 60	2,970 23 53	9,253 0 7	870 5 0	0 4 23	56,324 11 6	344 2 7	56,000 8 11	1,029 0 10	0 10 4							
Bhikarpur		310,115 6 70	31,487 5 60	287,628 1 10	9,008 8 3	2 23 24	3,61,200 12 10	59,158 0 0	3,02,051 12 10	3,427 12 1	2 11 5							
Tar and Parkar		1,965 38 75	309 4 50	1,656 34 25	636 14 10	0 9 17	1,934 5 0	11 4 0	1,923 1 0	43 8 11	0 3 9							
Upper Sind Frontier	1 13 8	779 22 79	779 22 70	210 5 8	0 2 00	11,664 2 8	168 7 9	11,495 10 11	522 13 11	1 0 2							
Total	0 1 7	928,136 4 15	141,075 1 3	787,061 3 12	26,891 8 5	2 16 65	11,60,063 10 8	1,12,548 8 4	9,47,517 2 4	22,398 15 11	2 14 7							
GRAND TOTAL	0 6 2	5,331,558 12 5	419,897 32 8	4,911,660 20 2	1,02,872 15 04	2 37 63	46,06,212 1 2	4,99,820 8 4	41,96,391 3 10	99,706 15 0	2 8 3							

(IV).—MUNICIPAL REVENUES—continued.

several Municipalities in the Bombay Presidency, including Sind, during the year 1885-86—continued.

10					11					12
CLASS V.					CLASS VI.					CLASS VII.
Gross imports.	Quantity or value on which refunds were given.	Net imports.	Net amount of tax collected.	Net average consumption or expenditure per head of population.	Gross imports.	Quantity or value on which refunds were given.	Net imports.	Net amount of tax collected.	Net average consumption or expenditure per head of population.	Gross imports.
Rs. a. p.	Rs. a. p.	Rs. a. p.	Rs. a. p.	Rs. a. p.	Mds. s. t.	Mds. s. t.	Mds. s. t.	Rs. a. p.	Mds. s. t.	Rs. a. p.
1,00,932 7 10	45 0 0	100,887 7 10	2,008 2 0	0 8 9	14,920 26 10	14,020 26 10	5,670 5 1	0 3 20	21,69,716 12 5
83,270 2 10	83,270 2 10	1,350 1 0	1 15 1	7,701 26 0	675 38 27	7,125 27 53	988 5 10	0 6 56	7,29,767 9 0
....
10,635 0 0	140 0 0	10,495 0 0	451 8 4	0 7 1	18,402 16 0	762 0 0	17,640 16 0	1,393 8 0	0 12 8	5,51,433 12 0
627 carts. 85,825 4 0	385 8 0	85,439 12 0	2,137 13 10	0 11 8	11,196 37 20	808 0 0	10,388 37 20	2,741 13 0	0 8 34	9,42,724 8 0
....	26,103 29 76	10,302 6 40	15,801 23 36	2,568 8 8	0 10 62	7,508 0 0
2,66,662 14 8	520 8 0	266,142 6 8	6,005 9 2	0 11 8	78,325 15 26	12,443 4 07	65,877 10 39	13,360 9 4	0 5 54	44,01,100 0 11
Carts 627		627 carts.								
31,402 0 0	31,402 0 0	489 10 9	0 12 5	7,890 0 0	24 0 0	7,866 0 0	483 5 0	0 7 42	3,16,406 0 0
2,22,601 0 0	275 0 0	222,326 0 0	2,282 0 8	2 15 9	4,084 0 0	4,084 0 0	383 11 0	0 4 70	7,85,480 0 0
31,298 0 0	31,298 0 0	514 2 0	1 15 11	5,268 0 0	120 0 0	5,143 0 2	632 1 0	0 11 07	6,00,611 0 0
6,08,372 0 0	1,54,082 0 0	4,54,290 0 0	5,361 1 0	1 1 9	31,038 0 0	3,946 0 0	22,092 0 0	4,548 5 5	0 3 56	31,81,576 0 0
1,09,895 0 0	109,895 0 0	1,278 9 0	1 1 9	4,072 0 0	21 0 0	4,051 0 0	577 12 3	0 1 50	11,03,294 0 0
3,97,611 0 0	19,001 0 0	378,610 0 0	5,563 15 8	4 6 0	5,287 0 0	55 0 0	5,220 0 0	703 2 0	0 2 36	19,05,337 0 0
14,01,239 0 0	1,73,358 0 0	1,227,881 0 0	15,489 7 10	2 5 11	57,634 0 0	9,189 0 0	48,445 0 0	7,328 5 2	0 3 60	78,97,826 0 0
1,40,104 0 0	1,40,104 0 0	806 12 9	2 4 5	18,999 0 0	18,999 0 0	1,470 4 6	0 12 28	15,60,804 0 0
2,24,942 0 0	99,002 0 0	1,25,940 0 0	4,870 8 3	1 14 7	5,908 0 0	4,588 0 0	1,320 0 0	3,205 15 7	0 0 43	5,77,800 0 0
85,361 0 0	85,361 0 0	477 9 11	2 1 4	3,455 0 0	3,455 0 0	210 13 3	0 3 30	3,88,137 0 0
2,00,352 0 0	846 0 0	1,99,506 0 0	1,454 11 3	5 0 3	3,618 0 0	254 0 0	3,364 0 0	895 2 8	0 3 30	3,43,408 0 0
7,55,221 0 0	24,029 0 0	7,31,192 0 0	2,463 10 9	25 11 0	26,063 0 0	8,200 0 0	17,863 0 0	664 2 10	0 25 7	18,59,888 0 0
7,430 0 0	7,430 0 0	130 5 8	0 2 6	24,375 0 0	24,375 0 0	998 1 0	0 20 71	2,49,863 0 0
14,88,410 0 0	1,23,877 0 0	13,64,533 0 0	10,195 3 7	4 4 0	82,478 0 0	13,051 0 0	69,427 0 0	7,723 7 4	0 8 55	49,70,068 0 0
7,35,930 5 4	4,72,916 10 0	2,63,013 11 4	10,368 0 9	2 7 1	12,518 23 34	1,383 14 40	11,135 8 74	10,767 7 8	0 4 9	21,94,986 12 0
4,16,471 7 0	1,00,422 14 8	3,16,048 8 4	5,201 8 5	3 10 6	11,759 7 20	2,751 2 0	9,008 5 20	4,474 10 7	0 4 14	22,31,794 4 10
6,24,400 15 0	1,69,804 0 0	4,54,596 15 0	9,805 6 1	4 1 4	29,381 5 00	14,321 10 50	15,060 35 10	9,622 6 7	0 5 33	55,97,456 2 0
43,287 1 10	13,314 1 4	29,973 0 6	501 15 4	3 7 0	2,436 11 0	1,319 10 70	1,117 0 10	568 8 4	0 0 17	1,24,689 14 5
33,433 11 9	12,960 12 0	20,472 15 9	308 0 11	1 12 10	5,090 4 60	751 16 10	4,338 28 50	876 15 3	0 15 23	3,08,591 2 6
18,56,523 8 11	7,74,218 6 0	10,82,305 2 11	26,275 5 6	3 5 3	61,185 12 14	20,481 14 10	40,703 38 4	26,303 14 5	0 6 0	10,457,487 5 0
5,927,835 7 7	1,071,973 14 0	3,055,861 9 7	57,965 10 1	2 5 11	279,622 27 40	55,149 18 77	224,473 8 43	54,727 4 34	0 5 31	27,726,570 14 11
Carts 627		Carts 627								

B.—REVENUE OTHER THAN IMPERIAL. (IV).—MUNICIPAL REVENUES—concluded.

(3).—Statement showing the Quantity or Value of the principal Articles imported into, and taxed by, the several Municipalities in the Bombay Presidency including Sind, during the year 1885-86—concluded.

1	12				13					14	
	CLASS VII.—continued.				CLASS VIII.					INCIDENCE OF TAXATION PER HEAD.	
Name of Municipality.	Quantity or value on which refunds were given.	Net imports.	Net amount of tax collected.	Net average consumption or expenditure per head of population.	Gross imports.	Quantity or value on which refunds were given.	Net imports.	Net amount of tax collected.	Net average consumption or expenditure per head of population.	Class I.	Total Octroi.
	Rs. a. p.	Rs. a. p.	Rs. a. p.	Rs. a. p.	Rs. a. p.	Rs. a. p.	Rs. a. p.	Rs. a. p.	Rs. a. p.	Rs. a. p.	Rs. a. p.
<i>Northern Division.</i>											
Ahmedabad	10,001 0 0	21,59,715 12 5	32,072 15 0	11 12 8	3,02,253 13 6	600 0 0	3,01,653 13 6	4,180 4 9	1 10 4	0 10 0	0 14 0
Kaira	1,030 0 0	7,28,727 9 0	3,035 5 10	12 7 2	3,00,501 15 1	500 0 0	3,00,001 15 1	4,078 4 1	5 2 0	0 4 5	0 9 9
Panch Mahals
Broach	32,479 0 0	5,19,004 12 0	5,212 10 3	11 1 4	1,23,225 8 0	9,850 0 0	1,13,375 8 0	1,808 8 3	1 15 1	0 11 10	1 0 10
Surat	1,78,294 0 0	7,64,430 8 6	14,136 8 0	6 4 9	2,57,203 14 6	199 0 0	2,57,004 14 6	3,368 10 7	2 4 0	0 11 10	1 0 6
Thána	7,508 0 0	112 9 9	1 0 10	755 8 0	755 8 0	11 5 3	0 1 8	0 1 1	0 1 2
Total ..	2,21,304 0 0	41,70,386 9 11	50,370 0 10	10 0 4	9,83,940 6 1	11,149 0 0	9,72,791 6 1	13,937 0 11	2 5 2	0 8 10	0 13 1
<i>Central Division.</i>											
Ahmednagar	150 0 0	3,10,348 0 0	1,551 6 0	7 9 4	1,30,583 0 0	1,30,583 0 0	1,149 3 6	3 2 1	0 7 6	0 10 7
Khandesh	2,900 0 0	7,82,589 0 0	3,900 4 4	10 7 11	1,76,252 0 0	1,76,252 0 0	1,049 11 9	2 3 8	0 8 8	0 7 1
Násik	2,300 0 0	5,98,311 0 0	2,384 14 9	30 10 5	1,31,447 0 0	1,31,447 0 0	1,330 5 0	8 0 0	0 11 9	1 12 8
Poona	15,00,201 0 0	16,81,375 0 0	10,933 11 9	10 6 0	22,17,916 0 0	16,87,481 0 0	5,30,435 0 0	231 11 1	1 5 2	0 7 0	0 10 4
Satára	11,08,294 0 0	9,036 6 10	11 3 1	2,58,360 0 0	80 0 0	2,58,280 0 0	2,941 12 3	2 9 9	0 4 11	0 8 0
Shelápur	26,153 0 0	18,70,204 0 0	18,043 5 10	21 9 2	4,98,077 0 0	4,999 0 0	4,98,078 0 0	3,438 11 6	5 11 3	0 7 8	1 1 4
Total ..	15,31,704 0 0	68,60,121 0 0	45,915 1 6	12 5 0	34,02,644 0 0	16,02,560 0 0	17,70,084 0 0	10,041 7 1	3 6 9	0 7 1	0 11 0
<i>Southern Division.</i>											
Belgaum	1,783 0 0	15,49,081 0 0	3,930 12 1	25 2 10	1,25,517 0 0	1,25,517 0 0	595 8 11	2 0 7	0 5 11	0 9 10
Dhárwár	1,23,381 0 0	4,54,419 0 0	2,928 13 11	4 7 0	4,00,798 6 0	52,925 0 0	3,47,873 0 0	2,450 10 2½	3 0 4	0 2 11	0 6 10
Bijápur	3,88,187 0 0	963 13 10	9 7 11	37,324 0 0	37,324 0 0	212 11 9	0 14 9	0 5 7	0 7 1
Kannara	19,525 0 0	3,23,942 0 0	2,167 0 0	8 2 4	1,60,288 0 0	11,871 0 0	1,78,415 0 0	2,530 7 8	4 7 0	0 8 3	0 8 6
Ratnágiri	12,76,526 0 0	5,83,360 0 0	1,634 2 1	20 7 11	73,383 0 0	866 0 0	72,517 0 0	1,454 0 5	2 7 5	0 7 4	0 11 5
Kolába	53 0 0	2,49,310 0 0	1,959 13 8	5 5 8	54,419 0 0	54,419 0 0	721 6 4	1 2 8	0 2 11	0 4 5
Total ..	14,21,269 0 0	35,48,799 0 0	13,761 12 4	11 1 8	8,82,218 0 0	65,662 0 0	8,16,553 0 0	7,828 12 3½	2 8 9	0 4 4	0 7 9
<i>Sind.</i>											
Karachi	14,03,124 8 2	7,91,862 7 7	9,875 0 0	7 4 5	2,58,637 7 9	71,015 0 10	1,67,612 6 11	2,762 2 7	1 11 7	1 2 1	1 12 0
Haidarabad	1,36,784 11 7	20,65,000 9 3	27,922 15 7	24 8 10	3,39,045 3 0	6,051 4 2	3,32,993 14 10	4,853 1 10	3 13 8	0 14 10	1 7 1
Shikárpur	5,96,222 7 6	60,91,232 11 0	28,901 10 8	44 14 5	1,11,224 13 9	1,520 7 0	1,09,704 6 9	844 10 5	0 15 9	1 0 3	1 9 1
Thar and Párkar	10,824 6 8	1,07,865 7 9	1,054 3 8	14 15 10	12,050 3 1	608 12 1	11,446 7 0	172 2 1	1 9 5	0 12 0	1 4 0
Upper Sind Frontier	8,033 13 0	2,99,627 5 6	2,677 2 0	26 6 4	24,773 15 3	430 0 3	24,343 15 0	865 13 2	2 2 4	1 11 5	3 2 8
Total ..	21,61,839 11 11	82,95,597 9 1	71,030 15 11	25 8 2	7,45,721 10 10	79,020 8 4	5,66,101 2 6	8,907 14 1	2 0 10	1 0 0	1 9 9
GRAND TOTAL ..	53,38,608 11 11	2,23,89,904 3 0	1,90,277 14 7	18 6 9	60,74,521 0 11	16,48,961 8 4	42,25,529 8 7	40,805 2 4½	2 8 6	0 9 0	0 14 1

CHAPTER VI.—VITAL STATISTICS. A.—BIRTHS AND DEATHS.

(1).—Statement of Births registered in the Districts of the Bombay Presidency during the year 1885.

1 Districts.	2 Population according to Census of 1881.	3 NUMBER OF BIRTHS REGISTERED.			4 RATIO OF BIRTHS PER 1,000 OF POPULATION.			5 Number of Males born to every 100 Females born.	6 Excess of Births over Deaths per 1,000 of Population.	7 Excess of Deaths over Births per 1,000 of Population.
		Male.	Female.	Total.	Male.	Female.	Total.			
<i>Western Registration District.</i>										
Khândesh	1,237,231	23,252	23,343	48,595	20.41	18.87	39.28	108.18	9.01
Nâsik	781,206	15,490	14,477	29,967	19.83	18.51	38.33	107.15	0.86
Thâna	807,367	11,540	11,019	22,559	14.29	13.65	27.94	104.73	1.02
City of Bombay	773,198	7,613	7,072	14,685	9.84	9.15	18.99	107.65	8.90
Kolâba	482,830	6,956	6,527	13,483	14.41	13.51	27.92	100.57	6.23
<i>Central Registration District.</i>										
Ahmednagar	751,228	10,769	15,645	32,444	22.36	20.83	43.19	107.38	9.07
Poona	900,621	17,176	15,748	32,914	19.07	17.47	36.54	100.14	3.19
Sholâpur	582,487	13,258	12,582	23,838	22.76	21.60	44.36	105.36	7.67
Satârâ	1,002,250	24,818	23,619	48,437	23.36	22.26	45.62	104.94	10.82
Batnâgiri	997,090	13,750	11,425	24,175	12.79	11.46	24.25	111.60	9.55
<i>Southern Registration District.</i>										
Belgaum	864,014	19,533	18,416	37,949	22.61	21.31	43.92	106.06	11.92
Dhârwar	832,007	21,802	20,609	42,201	24.35	24.14	47.80	103.88	15.15
Bijâpur	638,403	14,532	14,030	28,571	22.76	21.99	44.75	103.51	19.51
Kanara	421,840	6,367	6,229	12,590	15.09	14.77	29.86	102.21	0.90
<i>Eastern Gujarat Registration District.</i>										
Surât	614,198	11,737	11,294	23,031	19.11	18.39	37.40	103.92	8.10
Broach	320,930	6,378	6,081	12,459	19.51	18.60	38.11	104.88	0.21
Kaira	804,800	16,891	14,896	31,287	20.37	18.51	38.87	110.01	4.42
Panch Mahâls	255,470	5,089	4,908	9,997	19.92	19.21	39.13	103.69	17.69
Ahmedabad	850,324	17,157	15,317	32,474	20.04	17.89	37.92	112.01	4.41
<i>Sind Registration District.</i>										
Karâchi	478,688	5,009	4,459	10,368	12.34	9.32	21.66	132.52	4.80
Haidarabad	754,624	8,168	5,895	13,863	10.82	7.54	18.36	143.68	1.40
Thar and Pârkar	203,344	3,774	2,397	6,671	18.66	14.25	32.81	130.27	18.30
Shikârpur	852,968	9,225	7,007	16,232	10.81	8.21	19.03	131.65	1.39
Upper Sind Frontier	124,181	994	641	1,635	8.00	6.10	13.17	155.07	2.12
Total for 1885	16,454,414	298,406	274,025	672,431	18.14	16.05	34.79	108.90	6.01
Total for 1884	16,451,414	278,986	255,737	534,723	16.96	15.54	32.50	109.09	7.08

(2).—Statement of Deaths registered in the Districts of the Bombay Presidency during the year 1885.

1 Districts.	2 Area in square miles.	3 Average Population per square mile.	4 NUMBER OF DEATHS REGISTERED.			5 Number of Males died to every 100 Deaths of Females.	6 RATIO OF DEATHS PER 1,000 OF POPULATION.			7 MEAN RATIO OF DEATHS PER 1,000 DURING PREVIOUS FIVE YEARS.		
			Male.	Female.	Total.		Male.	Female.	Total.	Male.	Female.	Total.
<i>Western Registration District.</i>												
Khândesh	9,944	124.42	19,354	16,985	36,339	113.05	30.60	28.08	20.37	27.27	25.09	26.21
Nâsik	5,910	131.51	15,310	15,971	29,281	109.58	38.52	36.40	37.47	27.00	26.00	26.05
Thâna	3,936	205.12	11,329	10,497	21,736	108.26	27.23	26.52	26.92	22.48	22.18	22.33
City of Bombay	22	35,145.27	11,233	10,323	21,561	109.76	24.17	33.19	27.89	25.22	34.90	29.00
Kolâba	1,811	266.01	5,454	5,013	10,472	108.89	22.34	21.02	21.69	22.39	19.76	21.00
<i>Central Registration District.</i>												
Ahmednagar	6,608	112.69	13,394	12,290	25,673	109.44	35.10	33.11	34.12	27.06	25.17	26.11
Poona	5,318	163.40	15,257	14,476	30,033	107.49	34.18	32.49	33.35	22.39	20.68	21.33
Sholâpur	4,521	128.84	11,074	10,293	21,369	107.57	37.56	35.79	36.69	23.97	21.77	22.72
Satârâ	4,088	212.98	18,786	18,132	36,948	103.32	35.28	34.32	34.80	23.32	22.00	22.64
Batnâgiri	3,923	254.22	7,582	7,071	14,658	107.22	16.03	13.49	14.70	18.03	14.30	16.17
<i>Southern Registration District.</i>												
Belgaum	4,657	185.58	14,261	13,445	27,646	105.62	32.68	31.30	32.09	27.49	25.72	26.62
Dhârwar	4,535	194.68	14,627	14,292	28,829	102.90	33.99	32.21	32.65	27.34	26.87	26.87
Bijâpur	5,757	110.90	8,136	7,984	16,120	101.90	25.62	24.83	25.24	23.27	21.75	22.57
Kanara	3,911	107.85	6,773	6,241	13,014	108.52	31.37	31.39	39.85	28.26	28.19	28.23
<i>Eastern Gujarat Registration District.</i>												
Surât	1,662	369.55	9,217	8,835	18,052	104.52	30.11	28.06	29.39	29.16	27.54	28.35
Broach	1,453	225.00	6,491	5,901	12,392	109.98	38.53	37.24	37.60	31.88	28.83	30.15
Kaira	1,608	500.18	14,807	12,831	27,728	110.10	34.01	33.94	34.45	28.10	27.20	27.64
Panch Mahâls	1,613	158.38	2,911	2,566	5,477	113.44	22.19	20.64	21.44	17.70	16.45	17.10
Ahmedabad	3,821	221.10	15,359	13,830	28,698	115.14	34.95	31.99	32.51	28.55	26.19	27.40
<i>Sind Registration District.</i>												
Karâchi	14,115	35.01	7,212	5,500	12,712	131.13	27.11	25.86	26.55	10.78	10.37	10.60
Haidarabad	9,030	83.57	8,510	6,465	14,975	131.63	20.00	18.61	19.85	14.18	12.84	13.55
Thar and Pârkar	12,720	15.98	1,722	1,229	2,951	140.11	15.32	13.51	14.51	16.21	15.86	16.05
Shikârpur	10,001	85.29	8,590	6,463	15,053	132.01	18.63	16.49	17.04	15.04	14.59	14.84
Upper Sind Frontier	2,139	59.05	1,110	789	1,890	140.68	15.82	14.61	15.29	16.3	16.20	16.73
Total for 1885	124,130	182.56	248,929	224,762	473,591	110.71	29.28	28.25	28.78	23.46	22.27	22.93
Total for 1884	124,122	182.56	214,376	194,033	408,409	110.48	25.23	24.39	24.82	23.20	22.15	22.74

N.B.—Those born dead are not included in this or any of the other statements. The figures given in column 2 of Statement No. 2 have been revised and corrected.

A.—BIRTHS AND DEATHS—concluded.

(3).—Statement of Deaths registered from different Causes in the Districts and Towns of the Bombay Presidency during the year 1885—concluded.

1 Districts and Towns.	2 Population according to Census of 1881.	3 Cholera.	4 Small-pox.	5 Fever.	6 Bowel complaints.	7 INJURIES.						8 All other Causes.	9 Total Deaths from all Causes.	10 RATIO OF DEATHS PER 1,000 OF POPULATION.							
						Suicide.		Wounding or Accidents.	Snake-bite killed by Wild Beasts.	Total.	Cholera.			Small-pox.	Fever.	Bowel-complaints.	Injuries.	All other Causes.	For the year.	From all Causes.	
						Male.	Female.													Mean of previous five years.	Mean of previous five years.
B.—TOWNS—continued.																					
<i>Satara District.</i>																					
Satara	28,028	13	1	435	236	2	..	2	127	814	0.44	0.03	15.33	8.13	0.07	4.37	28.37	23.30	
Karad	10,778	127	..	158	27	99	382	11.78	..	14.47	2.51	0.28	6.40	35.44	24.87	
Wai	11,676	88	1	167	37	137	432	7.54	0.09	14.30	3.17	0.17	11.73	37.00	21.15	
<i>Ratnagiri District.</i>																					
Vengurla	8,947	41	2	2	..	2	156	201	4.50	0.22	0.22	17.44	22.47	25.03	
Ratnagiri	12,616	..	1	104	6	1	110	228	..	0.08	8.24	0.48	0.08	9.10	18.07	18.02	
<i>Belgaum District.</i>																					
Belgaum	23,115	72	..	217	80	4	1	6	1	12	183	514	3.11	..	9.39	1.30	0.52	7.03	22.24	22.45	
Gokak	10,307	136	..	64	33	1	1	4	..	6	116	354	13.10	..	9.21	3.20	0.58	11.26	34.35	29.78	
Athni	11,186	..	1	70	154	9	..	3	77	311	..	0.00	0.79	13.77	0.27	0.88	27.80	27.17	
Belgaum Cantonment	9,582	11	..	75	44	1	..	4	..	5	56	191	1.15	..	7.33	4.69	0.52	5.84	19.93	14.06	
<i>Dhule District.</i>																					
Dhule	27,191	122	3	377	38	1	2	16	..	19	477	1,036	4.49	0.12	13.87	1.30	0.60	17.54	38.10	25.26	
Hubli	86,677	54	8	583	123	2	1	7	..	10	308	951	1.47	0.22	10.48	3.35	0.28	10.03	25.03	27.10	
Gadag-Betgeri	17,001	128	165	1	3	3	..	7	102	462	7.33	9.71	0.51	5.89	23.64	25.35	
Ranebennur	10,202	98	54	..	2	1	..	8	138	269	9.12	3.34	0.20	13.62	26.27	23.52	
<i>Bijapur District.</i>																					
Bijapur	7,024	2	..	39	36	16	98	0.28	..	5.55	5.12	..	2.28	13.24	13.22	
<i>Kanara District.</i>																					
Karwar	13,761	..	4	133	14	..	1	2	1	4	124	279	..	0.20	9.69	1.02	0.20	9.01	20.27	10.09	
Kumta	10,629	..	2	105	36	1	1	3	1	6	153	302	..	0.19	9.88	3.39	0.57	14.38	28.41	25.90	
<i>Surat District.</i>																					
Surat	100,844	814	1	2,017	50	6	7	27	2	42	974	3,305	2.86	..	18.36	0.45	0.38	8.88	30.83	20.27	
Bulsar	13,229	67	31	1	1	1	..	3	37	138	5.06	2.34	0.23	2.30	10.43	14.53	
<i>Broach District.</i>																					
Broach	37,281	22	..	885	4	1	..	22	1	24	280	1,221	0.59	..	23.74	0.11	0.64	7.07	32.75	23.24	
Jambusar	11,479	230	332	1	3	4	2	667	19.95	28.92	0.35	0.17	49.39	35.27	
<i>Kaira District.</i>																					
Kaira	12,640	21	3	349	100	6	1	7	66	536	1.66	0.24	27.61	7.91	0.56	4.43	42.46	32.43	
Nadiad	28,304	17	..	1,196	77	..	2	0	2	13	90	1,303	0.60	..	42.65	2.72	0.46	3.18	40.21	29.03	
Borsad	12,228	9	8	254	1	1	3	4	1	9	..	281	0.74	0.65	20.77	0.08	0.74	..	22.98	20.40	
Kapadvanj	14,442	445	44	9	1	10	61	560	30.81	3.05	0.69	4.22	38.77	29.41	
<i>Panch Mahals District.</i>																					
Godhra	13,342	14	..	149	33	1	2	7	..	10	27	273	1.05	..	11.17	2.47	0.75	2.02	17.40	17.61	
Dohad	12,394	..	7	353	7	5	..	6	21	398	..	0.56	28.48	0.56	0.40	1.69	31.70	20.92	
<i>Ahmedabad District.</i>																					
Ahmedabad	124,767	49	..	4,560	103	3	2	13	..	16	1,005	6,720	0.30	..	36.60	0.82	0.13	15.60	53.93	46.74	
Gajha	7,063	101	75	5	1	6	2	184	14.30	10.82	0.85	0.28	26.05	25.28	
Viramgam	18,990	738	230	3	..	3	39	1,010	39.87	12.11	0.16	0.05	53.19	45.05	
Dholka	17,716	41	..	135	72	3	1	4	132	434	2.31	..	10.44	4.00	0.23	7.45	24.49	23.12	
Ahmedabad Cantonment	1,940	1	..	51	52	0.51	..	20.29	26.80	21.26	
<i>Kardahi District.</i>																					
Kardahi	68,332	188	3	723	128	4	..	27	..	31	629	1,704	2.75	0.04	10.61	1.37	0.45	9.21	24.91	22.30	
<i>Hyderabad District.</i>																					
Hyderabad	45,195	171	9	672	8	1	1	22	5	29	858	1,242	3.78	0.30	14.37	0.07	0.64	7.62	27.46	23.57	
<i>Thar and Parkar District.</i>																					
Umarkot	2,928	2	..	53	..	1	..	1	..	2	11	68	0.71	..	18.74	..	0.71	3.80	24.05	33.71	
<i>Shikarpur District.</i>																					
Shikarpur	42,466	45	22	737	1	1	..	8	..	9	27	841	1.06	0.52	17.34	0.02	0.21	0.64	10.79	20.03	
Sukkur	27,389	222	6	319	43	21	..	21	78	704	2.56	0.22	11.65	1.57	0.77	3.39	25.70	17.26	
Larkhana	13,188	2	..	248	3	3	..	3	19	275	0.15	..	13.80	0.23	0.23	1.44	20.85	27.10	
<i>Upper Sind Frontier District.</i>																					
Jacobabad	11,352	72	1	172	18	42	305	6.24	0.09	16.15	1.59	..	3.70	26.67	17.95	
Total of Towns	2,094,180	4,038	334	31,950	5,060	82	82	616	29	809	24,003	65,503	1.93	0.16	14.31	2.42	0.39	11.75	31.47	28.27	
Total for 1885	16,464,414	37,287	2,640	314,237	55,068	320	423	3,619	1,210	5,577	68,788	473,591	2.27	0.16	19.16	2.73	0.34	4.18	29.78	22.93	
Total for 1884	16,464,414	13,804	14,438	270,989	33,983	307	376	3,602	1,195	5,570	61,025	408,400	0.84	0.38	18.88	2.10	0.31	3.74	24.82	22.74	

N. B.—Districts A in this statement do not include the population or deaths of Towns B. In all the other statements "Districts" include Towns.

B.—MEDICAL SERVICES. CIVIL HOSPITALS AND DISPENSARIES.

(1).—Statement showing the number of Civil Hospitals and Dispensaries in the Bombay Presidency during the year 1885.

Class.	Number open on the 31st December 1884.	Number open during the year.	Number closed during the year.	Number open on the last day of the year.
<i>Bombay Presidency.</i>				
I.	47	47
II.	33	...	1	34
III A....	25	5	...	31
III B....	103	5	...	105
Total ..	208	10	1	217

(2).—Statement showing the number of In-door and Out-door Patients treated in the Civil Hospitals and Dispensaries of the Bombay Presidency during the year 1885.

1 District.	2 IN-DOOR PATIENTS.										3 OUT-DOOR PATIENTS.				4 Total number of Patients treated both In-door and Out-door.		
	A. Total treated during the year.	B. Number cured.	C. Number relieved.	D. Discharged otherwise.	E. Died.	F. Ratio of deaths per cent. to total treated.	G. Number of Beds available.		H. Daily average Number.				Number treated.				
							Males.	Females.	Men.	Women.	Children.	Total.	Attended personally.	Represented by friends.		Total treated.	Average daily Attendance.
Konkan	12,764	8,952	2,333	1,231	1,361	9.8	859	289	605.8	140.7	47.7	793.7	240,524	29,460	2,69,984	2,820.3	2,83,748
Dekkhan	9,927	6,539	940	504	651	7.3	801	304	313.5	73.7	24.0	421.2	542,580	57,569	6,00,399	5,537.8	6,09,426
Gujarat	7,603	5,070	621	558	370	4.8	529	175	304.8	43.4	14.3	342.5	430,420	41,060	4,72,380	5,320.3	4,79,983
Sind	6,576	5,548	324	242	317	4.8	331	106	179.7	16.6	11.5	207.8	189,412	14,468	2,04,378	2,053.5	2,10,954
Aden and Persian Gulf ..	672	447	23	41	92	13.6	107	14	47.5	3.7	0.8	62.0	20,334	351	21,185	243.1	21,857
Total ..	37,642	27,151	4,241	2,636	2,791	7.4	2,430	683	1450.8	278.1	108.3	1,837.2	14,24,220	144,106	15,68,326	15,976.0	16,05,969

* The difference between the joint totals of Columns B, C, D and E, and that given in A, is due to the fact that no account has been taken of patients under treatment at the close of the year.

(3).—Statement showing the Diseases of In-door and Out-door Patients in the Civil Hospitals and Dispensaries of the Bombay Presidency during the year 1885.

1 District.	2 DISEASES.																3 Total Number of In-door and Out-door Patients.	4 SURGICAL OPERATIONS.	
	GENERAL DISEASES.										LOCAL DISEASES.							Major.	Minor.
	Order A.—Febrile or Zymotic Diseases.				Order B.—Constitutional Diseases.						Ophthalmia.	Inflammation of the Ear.	Gonorrhoea.	Respiratory Affections.	Heart Diseases.	Dysentery.			
Konkan	74	67,736	612	6,183	9,181	3,417	406	1,501	356	752							204	1,730	11,533
Dekkhan	76	31,314	3,085	5,923	15,977	5,968	863	2,014	491	326	342	2,477	89,273	18,542	54	23,042	239	11,372	
Gujarat	22	78,977	517	3,080	14,066	5,614	656	2,424	331	581	421	2,088	59,412	16,038	26	26,384	305	8,149	
Sind	22	58,207	1,146	811	6,642	2,034	286	1,300	58	214	221	1,785	26,378	6,112	7	10,043	204	3,483	
Aden and Persian Gulf ..	22	5,573	..	69	928	221	75	199	9	69	22	321	682	533	1	1,203	29	356	
Total ..	153	276,007	5,360	16,066	47,294	18,782	2,388	7,408	1,249	1,012	1,210	8,410	103,278	42,027	84	65,717	1,162	28,834	

1 District.	2 DISEASES.—													3 Total Number of In-door and Out-door Patients.	4 SURGICAL OPERATIONS.	
	LOCAL DISEASES.														Major.	Minor.
	Diarrhoea.	Worms.	Liver Diseases.	Spleen Diseases.	Gonorrhoea and its Complications.	Abscess, Boils and Whitlows.	Skin Diseases.	Ulcers.	Labour, Premature, Natural and Difficult.	Other Local Diseases.	Debility and Old Age.	Poison and Poisoned Wounds.	Injuries.			
Konkan	11,195	81,375	1,247	1,760	2,785	6,714	27,916	4,427	207	47,026	2,453	822	19,458	283,748	1,637	12,438
Dekkhan	13,086	77,329	1,730	2,438	4,122	17,891	97,006	15,155	114	103,641	2,360	2,819	20,372	600,426	1,024	22,737
Gujarat	12,461	94,142	1,357	2,398	4,166	23,516	99,282	19,923	78	77,183	5,847	1,435	13,502	479,983	860	25,612
Sind	4,128	1,129	1,153	3,319	2,432	11,412	19,124	12,298	16	83,207	1,233	903	9,032	210,954	649	15,369
Aden and Persian Gulf ..	455	481	75	207	247	455	1,419	1,690	4	5,071	92	1,399	21,857	21,857	50	1,408
Total ..	41,305	184,899	5,562	8,152	13,742	59,788	33,139	54,496	476	273,124	9,886	6,045	57,768	1,005,988	4,220	77,764

C.—LUNATIC ASYLUMS.

(1).—Statement showing the Admissions, Discharges, &c., of Lunatics in the Lunatic Asylums in the Bombay Presidency during the year 1885.

1 Asylum.	2 Remained on 1st January.			3 Admitted.			4 Re-admitted.			5 Total Population.												6 DISCHARGED.			7 Died.			8 Remaining on 31st December.			9 Daily Average Strength.			10 Daily Average Sick.			11 PERCENTAGE TO																
										A Cured.				B. Transferred to Friends.				C. Other-wise.				D. Total.										Daily Average Strength.			Admissions.																		
										Improved.		Not improved.																A.			B.			C.			D.																
																												Cured.			Died.			Cured.			Died.																
	M. F. T.			M. F. T.			M. F. T.			M. F. T.		M. F. T.		M. F. T.		M. F. T.		M. F. T.		M. F. T.		M. F. T.		M. F. T.		M. F. T.		M. F. T.		M. F. T.		M. F. T.		M. F. T.		M. F. T.		M. F. T.															
Colaba	42	10	52	89	2	91	181	17	143	5	...	5	86	3	88	3	...	3	1	95	2	97	...	2	2	39	8	44	33.8	9.0	47.8	2.5	1.6	4.1	12.8	...	10.4	...	22.2	4.1	5.6	...	5.5	100.0	2.2		
{ European Native	225	44	269	28	5	33	2	1	3	255	60	305	15	3	18	11	2	13	7	1	8	33	6	39	21	2	23	201	42	243	217.2	42.5	269.7	21.8	2.1	23.9	6.9	7.0	6.9	3.6	4.7	8.8	50.0	50.0	50.0	70.0	...	33.3	63.8
Poona	50	21	80	20	...	20	70	21	100	2	...	2	18	1	14	1	16	1	17	4	1	5	50	10	78	60.0	20.0	80.0	18.5	6.9	23.4	8.9	...	2.6	6.6	5.0	6.2	10.0	...	10.0	20.0	...	25.0	
{ Dhārwar	14	7	21	5	1	6	19	8	27	3	...	3	1	1	4	...	4	...	4	...	11	8	10	12.0	7.9	20.6	8.0	0.2	3.2	23.8	...	14.6	31.7	...	19.7	60.0	...	55.0	80.0	...	60.8	
{ Ahmedabad	90	21	111	25	5	29	118	26	142	13	2	14	2	2	4	10	5	15	5	2	7	92	19	111	90.0	20.2	110.2	4.8	1.9	6.7	13.3	9.8	12.7	8.5	9.8	9.8	40.1	40.0	45.1	19.2	40.0	2.8	
{ Haidarabad	112	17	129	48	5	53	160	22	182	17	4	21	17	...	17	80	4	84	7	...	7	117	18	135	119.0	16.0	135.0	8.0	2.0	10.0	14.2	25.0	16.5	5.8	...	5.2	34.6	80.0	38.0	14.2	...	1.7	
Total for 1885	542	120	662	213	18	231	5	1	6	760	189	999	54	0	53	180	7	187	17	2	19	2	...	2	209	18	221	41	7	48	510	114	680	637.6	115.6	634.2	58.0	14.7	73.3	10.0	7.7	9.6	7.6	6.0	7.3	24.7	47.8	29.5	18.8	36.7	20.3		
Total for 1884	490	115	605	261	19	300	12	8	15	763	157	920	54	7	61	108	14	122	7	3	10	4	2	6	173	20	199	48	11	69	542	120	662	514.4	112.0	626.4	61.4	12.8	64.2	10.4	6.2	9.7	9.8	9.8	9.4	19.8	16.6	10.8	17.5	23.1	18.7		

* Transferred to the Station Hospital, Colaba. † Escaped.

(2).—Return of Criminal Lunatics in the Lunatic Asylums of the Bombay Presidency for the year 1885.

1 Asylum.	2 Remaining on 1st January.			3 Admitted.			4 Re-admitted.			5 Total.			6 Discharged, Transferred, &c.			7 Died.			8 Remaining on 31st December.			9 Daily Average Strength.		
	Males	Females	Total	Males	Females	Total	Males	Females	Total	Males	Females	Total	Males	Females	Total	Males	Females	Total	Males	Females	Total	Males	Females	Total
	Colaba	57	1	58	4	2	6	61	3	64	4	...	4	5	...	5	52	3	55	54.7	1.7
Poona
Dhārwar	3	1	4	2	...	2	5	1	6	2	...	2	1	...	1	2	1	3	2.4	1.0	3.4
Ahmedabad	11	2	13	6	...	6	17	2	19	3	...	3	14	2	16	12.4	2.0	14.4
Haidarabad	19	...	19	6	...	6	25	...	25	7	...	7	1	...	1	17	...	17	16.0	...	16.0
Total for 1885	90	4	94	18	2	20	108	6	114	16	...	16	7	...	7	85	6	91	85.5	4.7	90.2
Total for 1884	78	4	82	31	1	32	2	...	2	111	5	116	15	1	16	6	...	6	90	4	94	83.9	3.7	87.6

D.—VACCINATION.

D.—VACCINA

(1).—Statement showing the Particulars of Vaccination in the

Number.	Circles and Districts.	Population of District according to Census of 1881.	Average Population per Square Mile.	Average Number of Vaccinators employed throughout the Season.	Total Number of Persons vaccinated.			Average Number of Persons vaccinated by each Vaccinator.	
					Males.	Females.	Total.		
THE WESTERN REGISTRATION DISTRICT.									
1	Khândesh	1,287,231	124.43	26	P. 18,826 R. 278	18,280 207	37,106 485	1,446	
2	Násik	781,206	131.52	13	P. 9,660 R. 93	9,526 13	19,186 106	1,484	
3	Thána	807,367	205.12	14	P. 9,152 R. 333	9,102 76	18,254 409	1,333	
4	Kolába	482,830	267.76	11	P. 6,937 R. 239	6,636 200	13,573 439	1,274	
5	Native States... { Dang Territory, Local Fund	60,270	15.70	
6		Jawhár	48,556	90.93	1	742	716	1,458	1,458
7		Janjira	76,361	234.96	2	P. 1,269 R. 1	1,257 ...	2,526 1	1,263
Totals by establishments in Western Registration District.									
	{ Cantonment	2,909	P. 43 R. 1,715	44 1,638	87 3,353	87 620	
	{ Municipal	86,843	5,594.38	6	P. 938 R. 42,817	30 41,862	368 84,679	1,478	
	{ Local Fund	3,219,022	148.98	58	P. 605 R. 2,011	466 1,973	1,071 3,984	1,328	
	{ Native States	185,187	39.41	3	P. 2,011 R. 1	1,973 ...	3,984 1	1,328	
	Total ...	3,493,821	132.74	67	P. 46,586 R. 944	45,517 496	92,103 1,440	1,396	
THE PRESIDENCY CIRCLE.									
8	Bombay City (Municipal)	773,196	35,145.27	8	P. 8,101 R. 596	8,420 76	16,521 672	2,149	
THE CENTRAL REGISTRATION DISTRICT.									
9	Ahmednagar	751,228	112.69	13	P. 15,200 R. 296	14,972 83	30,172 379	2,350	
10	Poona*	900,621	168.41	17	P. 14,919 R. 588	14,304 114	29,223 702	1,760	
11	Sholápur	582,487	128.83	12	P. 12,661 R. 376	12,621 50	25,282 426	2,142	
12	Satára	1,062,350	212.98	19	P. 21,413 R. 208	20,176 17	41,589 225	2,201	
13	Ratnágiri	997,090	254.22	14	P. 16,730 R. 325	16,124 163	32,854 488	2,382	
14	Native States ... { Akalkot	58,040	116.54	1	P. 971 R. 36	887 2	1,858 38	1,896	
16		{ Modnimb	13,773	154.75	...	314	271	585	585
16	Satára Jághirs ... { Pant Pratinidhi	58,916	131.80	1	P. 667 R. 5	614 4	1,281 9	1,290	
17		{ Pant Sachiv	145,876	97.84	3	P. 2,184 R. 18	2,107 15	4,291 33	1,441
18		{ Phaltan	58,402	147.11	1	P. 1,021 R. 4	916 ...	1,937 4	1,941
19		{ Jath	55,493	56.69	1	1,121	1,057	2,178	2,178
	Total ...	318,687	96.16	6	P. 4,993 R. 27	4,694 19	9,687 46	1,622	
20	Sávantvádi	174,433	193.81	3	P. 2,826 R. 509	2,879 374	5,705 883	2,196	

TION.

Bombay Presidency during the year 1885-86.

Total.	PRIMARY VACCINATIONS.			RE-VACCINATIONS.		PERCENTAGE OF SUCCESSFUL CASES.		Persons successfully vaccinated per 1,000 of Population.	Average Annual Number of Persons successfully vaccinated during previous five years.		Average Annual Number of Deaths from Small-pox during previous five years.	
	Successful.			Total.	Successful.	Primary.	Re-vaccination.		Number.	Ratio per 1,000.	Number.	Ratio per 1,000.
	Under 1 year.	Over 1 and under 6 years.	Total of all Ages.									
8	9	10	11	12	13	14	15	16	17	18	19	20
37,160	24,948	11,241	36,412	485	392	98.13	80.82	29.75	36,615	29.59	519	0.42
19,252	13,524	5,092	18,755	106	91	97.75	85.85	24.12	19,720	25.24	240	0.31
18,278	9,058	8,400	17,901	409	111	98.07	27.14	22.31	18,675	23.13	482	0.60
13,600	9,441	3,805	13,363	439	316	98.45	71.98	28.33	12,106	25.07	208	0.43
...	264	4.28
1,458	986	468	1,458	100.	...	30.03	1,855	38.20
2,538	1,411	1,088	2,523	1	1	99.88	100.	33.05	2,196	28.76
97	56	11	67	77.01	...	23.57	10	3.37
3,355	2,338	690	3,182	368	93	94.90	25.27	37.80	4,111	51.22	30	0.36
84,838	54,577	27,837	83,182	1,071	817	98.23	76.28	26.39	83,260	25.34	1,419	0.43
3,996	2,397	1,556	3,981	1	1	99.92	100.	21.50	4,051	32.43
92,286	59,368	30,094	90,412	1,440	911	98.16	63.26	26.14	91,432	26.17	1,449	0.41
16,806	13,547	2,246	15,931	672	503	96.43	74.85	21.25	19,853	25.68	101	0.13
30,184	22,205	6,693	29,037	379	276	96.24	72.82	39.02	25,105	33.42	84	0.11
29,247	18,874	11,093	27,139	702	447	92.87	63.68	80.63	21,223	23.56	429	0.48
25,286	18,747	5,162	24,027	426	291	95.04	65.31	41.75	20,371	34.97	97	0.17
41,637	28,641	10,281	39,029	225	177	93.84	78.67	36.90	31,926	30.05	328	0.31
32,915	17,634	18,973	32,207	488	409	98.03	83.81	32.71	24,033	24.10	453	0.45
1,861	1,171	522	1,751	38	28	94.24	73.68	30.65	1,908	32.09
585	407	153	561	95.90	...	40.73	366	26.57
1,307	431	681	1,114	9	4	86.96	44.44	18.98	1,013	17.19
4,291	1,789	2,382	4,287	33	33	99.91	100.	29.61	2,403	16.47
1,937	1,098	715	1,818	4	3	93.86	75.00	31.18	1,330	22.77
2,179	1,097	779	1,881	86.36	...	33.90	1,415	25.50
9,714	4,415	4,557	9,100	46	40	93.94	86.96	23.68	6,161	19.33
5,779	4,519	901	5,453	883	426	95.58	48.24	33.70	5,386	30.88

D.—VACCINA

(1).—Statement showing the Particulars of Vaccination in the

Number.	Circles and Districts.	Population of District according to Census of 1881.	Average Population per Square Mile.	Average Number of Vaccinators employed throughout the Season.	Total Number of Persons vaccinated.			Average Number of Persons vaccinated by each Vaccinator.	
					Males.	Females.	Total.		
1	2	3	4	5	6			7	
TOTALS BY ESTABLISHMENTS IN CENTRAL REGISTRATION DISTRICT.									
	Cantonment	37,381	4,255.40	1	{ P. 845 R. 247	586 60	1,431 307	1,738	
	Municipal	2,680,150	31,318.17	8	{ P. 5,687 R. 594	5,434 69	11,121 663	1,473	
	Local Fund	3,988,380	156.85	66	{ P. 74,391 R. 952	72,177 298	146,568 1,250	2,240	
	Native State	564,933	117.52	10	{ P. 9,104 R. 572	8,731 395	17,835 967	1,880	
	Total ...	4,858,709	160.61	85	{ P. 90,027 R. 2,365	86,928 822	176,955 3,187	2,119	
THE SOUTHERN REGISTRATION DISTRICT.									
21	Belgaum	864,014	185.54	18	{ P. 15,346 R. 879	14,496 205	29,842 1,084	1,718	
22	Dhárwár	882,907	194.70	20	{ P. 16,262 R. 814	15,874 233	32,136 1,047	1,659	
23	Bijápúr	638,493	110.90	9	{ P. 10,530 R. 462	10,283 115	20,813 577	2,377	
24	Kanara	421,840	107.87	14	{ P. 5,427 R. 458	5,130 193	10,557 651	801	
25	Southern Marátha Jág'hira	Sáugli	196,832	219.68	6	{ P. 2,632 R. 41	2,499 11	5,131 52	864
26		Jamkhandi	83,917	170.56	2	{ P. 1,729 R. 23	1,809 5	3,538 28	1,783
27		Miraj (Senior)	55,959	222.94	2	{ P. 1,168 R. 48	1,136 11	2,304 59	1,181
28		Do. (Junior)	30,541	146.83	2	{ P. 325 R. 5	304 6	629 11	320
29		Kurundvád (Elder)	35,187	193.33	1	{ P. 487 R. 124	508 14	995 138	1,133
30		Do. (Younger)	25,811	226.41	1	{ P. 401 R. 11	397 4	798 15	813
31		Mudhol	52,163	144.10	1	{ P. 967 R. 4	964 ...	1,931 4	1,935
32		Rámdurg	29,570	211.21	1	{ P. 496 R. 48	508 4	1,004 52	1,056
	Total ...	509,980	192.81	16	{ P. 3,205 R. 304	3,125 55	16,330 359	1,043	
33	{ Under the Dhárwár Agency. } Savanur State	14,763	210.90	1	{ P. 940 R. 32	1,005 8	1,945 40	1,985	
34	Kolhápúr States	800,189	284.16	13	{ P. 12,641 R. 1,226	12,280 145	24,921 1,371	2,022	
	Totals by Establishments in Southern Registration District.	Municipal	161,140	9,768.20	8	{ P. 4,052 R. 351	3,873 49	7,925 400	1,041
		Local Fund	2,646,114	140.43	53	{ P. 43,513 R. 2,262	41,910 697	85,423 2,959	1,668
		Native State	1,324,932	239.55	30	{ P. 21,786 R. 1,562	21,410 208	43,196 1,770	1,499
	Total ...	4,132,186	169.42	91	{ P. 69,351 R. 4,175	67,193 954	136,544 5,129	1,557	

TION—continued.

Bombay Presidency during the year 1885-86—continued.

PRIMARY VACCINATIONS.				RE-VACCINATIONS.		PERCENTAGE OF SUCCESSFUL CASES.		Persons successfully vaccinated per 1,000 of Population.	Average Annual Number of Persons successfully vaccinated during previous five years.		Average Annual Number of Deaths from Small-pox during previous five years.	
Total.	Successful.			Total.	Successful.	Primary.	Re-vaccination.		Number.	Ratio per 1,000.	Number.	Ratio per 1,000.
	Under 1 year.	Over 1 and under 6 years.	Total of all Ages.									
8	9	10	11	12	13	14	15	16	17	18	19	20
1,431	1,053	317	1,375	307	156	96.09	50.81	40.96	1,448	38.74	13	0.35
11,121	7,328	3,110	10,505	663	462	94.46	69.68	40.92	10,726	41.40	165	0.64
1,46,717	94,720	43,774	139,559	1,250	982	95.22	78.56	35.24	110,484	27.64	1,213	0.30
17,939	10,512	6,133	16,865	967	494	94.56	51.09	30.73	13,821	24.46
1,77,208	113,613	53,334	168,304	3,187	2,094	95.11	65.70	35.07	136,419	28.05	1,391	0.29
29,866	18,307	10,018	28,554	1,084	770	95.68	71.03	33.94	22,240	25.74	613	0.71
32,180	20,150	10,214	30,825	1,048	669	95.92	63.90	35.67	23,541	26.66	651	0.74
20,823	13,515	6,530	20,268	577	390	97.38	67.59	32.35	16,206	25.38	496	0.78
10,594	2,706	5,494	9,482	652	463	89.92	71.12	23.58	10,336	24.50	328	0.78
5,132	2,991	1,720	4,748	52	41	92.54	78.85	24.33	3,430	17.43
3,538	2,427	1,000	3,465	28	18	97.94	64.29	41.51	3,231	38.50
2,314	1,655	470	2,137	59	41	92.75	69.49	38.92	1,716	30.66
629	394	169	566	11	10	89.98	90.91	18.86	572	18.73
999	496	433	952	138	75	95.68	54.35	29.19	748	21.26
798	433	275	708	15	8	68.72	53.33	27.74	722	27.97
1,931	1,574	333	1,911	4	2	98.96	50.00	36.67	1,664	31.90
1,004	707	234	951	52	18	94.72	34.62	32.77	873	29.52
16,345	10,677	4,634	15,438	359	213	94.54	59.33	30.69	12,956	25.40
1,945	1,058	829	1,916	40	25	98.51	62.50	131.48	892	60.42
24,996	16,759	7,136	24,110	1,371	946	96.75	69.00	31.31	20,322	25.40
7,939	5,758	1,408	7,362	400	286	92.90	71.50	47.46	6,053	40.37	71	0.51
85,524	48,920	30,848	81,767	2,961	2,006	95.72	67.79	31.66	66,270	24.09	1,111	0.42
43,286	28,494	12,599	41,464	1,770	1,184	95.99	66.89	32.19	34,170	25.79
136,749	83,172	44,855	130,593	5,131	3,476	95.64	67.77	32.45	106,493	25.77	1,182	0.29

D.—VACCINA

(1.)—Statement showing the Particulars of Vaccination in the

Number.	Circles and Districts.	Population of District according to Census of 1881.	Average Population per Square Mile.	Average Number of Vaccinators employed throughout the Season.	Total Number of Persons vaccinated.			Average Number of Persons vaccinated by each Vaccinator.	
					Males.	Females.	Total.		
1	2	3	4	5	6			7	
THE EASTERN GUJARAT REGISTRATION DISTRICT.									
35	Surat	614,198	369.44	11	P. 9,668 R. 97	9,564 28	19,232 125	1,760	
36	Broach	326,930	224.99	6	P. 4,530 R. 566	4,499 70	9,029 686		
37	Kaira	804,800	500.31	11	P. 13,415 R. 101	11,286 11	24,701 112	2,256	
38	Panch Māhāls	255,479	158.35	6	P. 4,934 R. 438	4,914 64	9,898 502	1,733	
39	Ahmedabad	856,324	224.10	14	P. 14,322 R. 253	13,231 48	27,553 301	1,990	
40	Rewa Kāntha States	543,452	113.41	12	P. 9,507 R. 138	8,916 45	18,423 183	1,550	
41	Mahi Kāntha States	517,485	46.84	8	P. 7,139 R. 21	6,470 6	13,609 27	1,704	
42	Cambay	86,074	245.93	1	P. 1,171 R. 12	991 3	2,162 15	2,177	
43	Surat Agency ... {	Dharampor	101,289	127.57	2	P. 1,904 R. 614	1,914 632	3,818 1,246	1,909
44		Bānsda	34,122	88.86	1	P. 614 R. 10	632 10	1,246 20	1,266
45		Sachin Local Fund	15,721	374.31	...	P. 191 R. 4	195 ...	386 4	390
46	Jambughoda Local Fund	6,440	45.03	...	P. 30 R. ...	29 ...	59 59	59	
Totals by Establishments in Eastern Gujarat Registration District.		Municipal	320,766	40205.69	7	P. 5,185 R. 322	4,934 11	10,119 333	1,493
		Local Fund	2,559,126	247.60	41	P. 41,955 R. 1,137	38,784 210	80,739 1,347	2,002
		Native State	1,282,422	73.84	24	P. 20,335 R. 181	18,923 64	39,258 246	1,646
Total ...			4,162,314	150.20	72	P. 67,475 R. 1,640	62,641 285	130,116 1,925	1,834
THE WESTERN GUJARAT CIRCLE—KATHIAWAR STATES.									
47	Jhālāvād Prānt ... {	Limbdī	43,063	153.80	1	P. 1,458 R. 341	1,431 220	2,889 561	3,450
48		Dhrāngadrā	99,686	87.29	1	P. 1,179 R. 175	1,186 108	2,365 283	2,648
49		In four other States... ..	296,880	103.44	4	P. 5,036 R. 1,676	4,844 1,074	9,880 2,750	3,157
Total ...			439,629	102.43	6	P. 7,673 R. 2,192	7,461 1,402	15,134 3,594	3,121
50	Halār Prānt ... {	Rājkot... ..	61,809	229.77	1	P. 1,207 R. 379	1,224 32	2,431 411	2,959
51		Do. Cantonment... ..	6,013	2696.41		P. 64 R. ...	53 ...	117 ...	
52		Gondal	135,604	197.41	2	P. 2,269 R. 674	2,171 493	4,440 1,167	2,803
53		Morvi	89,964	121.57	1	P. 1,518 R. 571	1,372 350	2,890 921	3,811
54		Navānagar	316,147	93.16	3	P. 3,618 R. 1,444	3,575 1,148	7,193 2,592	3,262
55	In three other States.	74,790	207.13	3	P. 3,735 R. 559	3,616 362	7,351 921	2,757	
Total ...			684,327	116.93	10	P. 12,411 R. 3,627	12,011 2,385	24,422 6,012	3,043

TION—continued.

Bombay Presidency during the year 1885-86—continued.

PRIMARY VACCINATIONS.				RE-VACCINATIONS.		PERCENTAGE OF SUCCESSFUL CASES.		Persons successfully vaccinated per 1,000 of Population.	Average Annual Number of Persons successfully vaccinated during previous five years.		Average Annual Number of Deaths from Small-pox during previous five years.	
Total.	Successful.			Total.	Successful.	Primary.	Re-vaccination.		Number.	Ratio per 1,000.	Number.	Ratio per 1,000.
	Under 1 year.	Over 1 and under 6 years.	Total of all Ages.									
8	9	10	11	12	13	14	15	16	17	18	19	20
19,292	11,821	6,357	18,571	125	55	96.56	44.00	30.33	15,912	25.91	301	0.49
9,123	6,686	1,886	8,639	636	388	95.68	61.01	27.61	9,429	28.84	30	0.09
24,753	18,529	5,552	24,152	112	66	97.78	58.93	30.09	20,588	25.58	40	0.05
9,918	6,731	2,605	9,582	502	340	96.81	67.73	38.84	7,941	31.08	23	0.09
27,665	22,631	4,252	26,938	305	181	97.77	60.13	31.67	25,604	29.90	71	0.08
18,455	8,001	9,086	18,025	183	138	97.84	75.41	33.42	15,574	28.66
13,666	7,982	5,283	13,326	27	18	97.92	66.67	25.79	10,461	20.22
2,174	768	1,247	2,082	17	7	96.30	46.67	24.27	1,412	16.40
3,818	664	2,674	3,661	95.89	...	36.14	2,822	27.87
1,252	667	490	1,236	20	16	99.20	80.00	36.69	1,203	35.31
386	231	138	372	4	3	96.37	75.00	23.85	474	30.15
59	36	17	54	91.53	...	8.39	173	26.86
10,140	8,486	1,298	9,813	336	150	96.98	45.05	31.06	9,548	29.77	199	0.62
81,056	58,179	19,509	78,495	1,348	883	97.22	65.55	31.02	70,573	27.58	266	0.10
30,365	18,082	18,780	38,330	247	179	97.64	73.06	30.03	31,474	24.54
130,561	84,747	39,587	126,638	1,931	1,212	97.33	62.96	30.72	111,595	26.81	465	0.11
2,994	1,606	772	2,398	561	187	83.00	33.33	60.03	1,803	41.87
2,368	1,638	663	2,337	283	248	98.92	87.63	25.93	2,246	22.53
9,885	6,540	2,784	9,366	2,750	1,812	94.80	65.89	37.65	9,419	31.73
15,147	9,784	4,239	14,101	3,594	2,247	93.17	62.52	37.19	13,468	30.63
2,433	1,811	550	2,371	411	370	97.53	90.02	44.34	2,593	41.95
117	98	17	115	98.29	...	19.13	193	32.10
4,440	2,911	1,127	4,064	1,107	643	91.53	55.10	34.72	3,976	29.32
2,902	2,127	491	2,628	923	618	90.93	67.10	36.08	2,670	29.68
7,198	3,610	2,376	6,046	2,592	1,494	84.05	57.64	23.85	6,813	21.55
7,364	4,524	2,313	6,863	921	683	93.36	74.15	100.81	6,639	88.77
24,454	15,081	6,874	22,087	6,014	3,808	90.44	63.34	37.84	22,884	33.44

D.—VACCINA

(1).—Statement showing the Particulars of Vaccination in the

Number.	Circles and Districts.	Population of Districts according to Census of 1881.	Average Population per Square Mile.	Average Number of Vaccinators employed throughout the Season.	Total Number of Persons vaccinated.			Average Number of Persons vaccinated by each Vaccinator.		
					Males.	Females.	Total.			
1	2	3	4	5	6			7		
THE WESTERN GUJARAT CIRCLE—KA'THIAWA'R STATES—continued.										
56	Sorath Pránt	Junágad	387,499	101.97	4	P. 4,353 R. 558	4,034 430	8,387 988	2,344	
57		Jetpur... ..	92,553	165.27	1	P. 1,265 R. 59	1,289 80	2,554 139		2,693
58		Porbandar	71,072	125.42	1	P. 887 R. 842	843 689	1,730 1,531		
59		Bántva	38,517	189.46	1	P. 1,292 R. 453	1,258 294	2,545 747		3,292
60		In four other States ...	50,139	196.74	4	P. 4,450 R. 1,562	4,371 1,152	8,821 2,714		
		Total ...	639,780	118.81	11	P. 12,247 R. 3,474	11,790 2,645	24,037 6,119	2,741	
61	Gohelvá'd Pránt	Bhávnagar	420,708	147.10	6	P. 7,222 R. 764	6,830 485	14,052 1,249	2,550	
62		Pálitána	62,122	203.68	1	P. 1,030 R. 37	1,086 17	2,116 54		2,170
63		Vala	68,296	151.10	1	P. 1,012 R. 28	988 13	2,000 41	2,041	
64		Jasdan	29,037	263.97	1	P. 1,044 R. 191	1,031 143	2,075 384		
		Total ...	580,163	155.66	9	P. 10,308 R. 1,020	9,935 658	20,243 1,678	2,436	
		Káthiáwár States, Total ...	2,343,899	147.69	36	P. 42,639 R. 10,313	41,197 7,090	83,836 17,403	2,812	
65	Pálanpur States	576,478	72.06	7	P. 9,776 R. 683	9,355 717	19,131 1,400	2,933		
	Totals by Establishments in Western Gujarát Circle.	Government	126,019	110.98	2	P. 2,531 R. 391	2,416 39	4,947 480	2,088	
		Native State	2,794,358	106.98	41	P. 49,884 R. 10,605	48,136 7,768	98,020 18,373	2,839	
		Total ...	2,920,377	107.14	43	P. 52,455 R. 10,996	50,552 7,807	1,02,967 18,803	2,832	
THE SIND REGISTRATION DISTRICT.										
66	Karáchi	478,688	33.91	12	P. 8,852 R. 1,823	7,647 1,686	16,499 3,509	1,667		
67	Haidarabad	754,624	83.57	14	P. 12,258 R. 1,407	10,091 409	22,349 1,816	1,726		
68	Thar and Párkar	203,344	15.97	7	P. 5,349 R. 634	4,626 2,251	9,975 2,885	1,837		
69	Shikárpur	834,624	85.09	20	P. 15,564 R. 3,357	12,773 4,059	28,337 7,416	1,788		
70	Upper Sind Frontier	142,543	61.16	4	P. 3,032 R. 728	2,622 1,920	5,654 2,648	2,075		
71	Khairpur State	129,153	21.14	3	P. 2,547 R. 86	2,041 47	4,588 133	1,574		
	Totals by Establishments in Sind Registration District.	Municipal	196,600	5,782.35	7	P. 4,831 R. 2,350	3,603 606	8,434 2,956	1,627	
		Local Fund	2,217,223	46.21	50	P. 40,224 R. 5,599	34,156 9,719	74,380 15,318	1,794	
		Native State	129,153	21.14	3	P. 2,547 R. 86	2,041 47	4,588 133	1,574	
		Total ...	2,542,976	46.99	60	P. 47,602 R. 8,035	39,800 10,372	87,402 18,407	1,763	

TION—continued.

Bombay Presidency during the year 1885-86—continued.

PRIMARY VACCINATIONS.				RE-VACCINATIONS.		PERCENTAGE OF SUCCESSFUL CASES.		Persons successfully vaccinated per 1,000 of Population.	Average Annual Number of Persons successfully vaccinated during previous five years.		Average Annual Number of Deaths from Small-pox during previous five years.				
Total.	Successful.			Total.	Successful.	Primary.	Re-vaccination.		Number.	Ratio per 1,000.	Number.	Ratio per 1,000.			
	Under 1 year.	Over 1 and under 6 years.	Total of all Ages.					8					9	10	11
8,392	41,119	3,045	7,297	988	543	87.00	54.96	20.23	6,741	17.40			
2,554	1,670	603	2,291	139	90	89.70	64.77	25.73	1,724	18.63			
1,730	837	403	1,328	1,531	591	76.76	38.60	27.00	1,787	25.14			
2,545	1,234	1,160	2,509	747	677	98.59	90.63	82.72	2,604	67.61			
8,829	5,430	3,004	8,481	2,714	2,196	96.15	80.91	212.95	8,150	162.55			
24,050	13,290	8,215	21,906	6,119	4,097	91.13	66.95	40.65	21,006	32.83			
14,077	8,193	4,634	12,937	1,249	841	92.07	67.33	32.75	12,618	29.99			
2,119	1,082	582	1,670	54	22	78.92	40.74	27.24	1,847	29.73			
2,000	1,241	354	1,606	41	6	80.30	14.63	23.60	1,728	25.30			
2,088	855	969	1,842	334	174	88.77	52.10	60.43	1,565	53.90			
20,284	11,371	6,539	18,055	1,878	1,043	89.19	62.16	32.92	17,758	30.61			
83,935	49,526	25,867	76,149	17,405	11,195	90.83	64.33	37.26	75,116	32.05			
19,151	11,834	6,301	18,214	1,402	1,045	95.21	74.64	33.41	16,578	28.76			
4,965	3,265	1,256	4,545	432	381	91.87	88.61	39.09	5,192	41.20			
98,121	58,115	30,912	89,818	18,375	11,859	91.63	64.55	36.38	86,502	30.96			
1,03,086	61,380	32,168	94,363	18,807	12,240	91.64	65.10	36.50	91,694	31.40			
16,543	11,831	3,801	16,133	3,509	2,415	97.78	68.82	38.75	19,109	39.92	165	0.34			
22,408	16,558	4,645	21,497	1,816	1,250	96.19	68.83	30.14	24,487	32.45	304	0.40			
9,930	6,638	3,038	9,833	2,885	2,246	98.58	77.85	59.40	13,357	65.69	15	0.07			
28,467	23,503	4,451	27,179	7,437	5,059	95.91	68.22	38.63	34,391	41.21	102	0.12			
5,678	3,774	1,540	5,366	2,648	1,785	94.91	67.41	50.17	6,256	43.89	12	0.08			
4,603	2,694	1,279	4,462	134	91	97.25	68.42	35.25	2,822	21.85			
8,465	6,821	1,261	8,255	2,956	2,110	97.88	71.38	52.72	11,839	60.22	50	0.41			
74,606	54,533	16,264	71,753	16,339	10,645	96.47	69.49	37.16	85,761	38.68	518	0.23			
4,603	2,694	1,279	4,462	134	91	97.25	68.42	35.25	2,822	21.85			
87,674	64,048	18,804	84,470	16,429	12,846	96.65	69.79	38.27	100,422	39.49	598	0.24			

D.—VACCINA

(1).—Statement showing the Particulars of Vaccination in the

Number.	Circles and Districts.	Population of District according to Census of 1881.	Average Population per Square Mile.	Average Number of Vaccinators employed throughout the Season.	Total Number of Persons vaccinated.			Average Number of Persons vaccinated by each Vaccinator.
					Males.	Females.	Total.	
1	2	3	4	5	6			7
THE BARODA CIRCLE.								
72	Baroda States	2,185,005	254.96	31	{ P. 34,891 R. 1,401	31,600 667	65,991 2,068	2,195
THE CUTCH CIRCLE.								
73	Cutch States	512,084	78.78	17	{ P. 10,873 R. 168	10,046 28	20,919 106	1,242
ADEN.								
74	Aden Municipality	34,860	2,662.07	1	417	193	610	610
75	Khelát	{ P. 357 R. 9	278 3	635 12	647
BY ESTABLISHMENTS.								
Total of the Bombay Presidency.	Government	126,019	110.98	2	{ P. 2,531 R. 391	2,416 89	4,947 430	2,688
	Municipal	1,841,220	15,856.18	45	{ P. 29,988 R. 4,551	28,095 841	58,083 5,392	1,411
	Cantonment	40,350	4,593.38	1	{ P. 888 R. 247	630 60	1,518 807	1,825
	Local Fund	14,629,865	117.80	268	{ P. 242,900 R. 10,555	228,889 11,390	471,789 21,945	1,842
	Native State	8,978,074	112.64	160	{ P. 151,288 R. 14,585	143,138 9,180	294,426 23,765	1,989
76	In British Territory	16,503,663	132.95	315	{ P. 273,693 R. 15,351	257,513 12,291	531,206 27,642	1,774
77	In Native State Territory	9,111,865	112.46	161	{ P. 153,902 R. 14,978	145,655 9,219	299,557 24,197	2,011
	Total for 1885	25,615,528	124.86	476	{ P. 427,595 R. 80,329	408,108 21,510	830,763 51,839	1,854
	Total for 1884	25,615,528	124.86	453	{ P. 400,171 R. 86,469	374,140 23,530	774,311 59,999	1,842

TION—concluded.

Bombay Presidency during the year 1885-86—concluded.

Total.	PRIMARY VACCINATIONS.			RE-VACCINATIONS.		PERCENTAGE OF SUCCESSFUL CASES.		Persons successfully vaccinated per 1,000 of population.	Average Annual Number of Persons successfully vaccinated during previous five years.		Average Annual Number of Deaths from small-pox during previous five years.	
	Successful.			Total.	Successful.	Primary.	Re-vaccination.		Number.	Ratio per 1,000.	Number.	Ratio per 1,000.
	Under 1 year.	Over 1 and under 6 years.	Total of all Ages.									
8	9	10	11	12	13	14	15	16	17	18	19	20
66,175	54,404	8,634	63,502	2,070	1,736	96.23	83.95	29.86	60,295	27.59
21,110	14,295	6,064	20,710	201	140	99.00	71.48	40.72	10,275	37.64
610	95	290	583	95.57	...	16.72	565	16.21
635	421	181	614	12	12	96.69	100.
4,965	3,265	1,256	4,545	432	381	91.88	88.60	39.09	5,192	41.20
58,436	44,373	10,303	55,631	5,395	3,604	95.78	66.84	32.17	62,697	34.55	937	0.52
1,528	1,109	328	1,442	307	156	94.99	60.81	39.60	1,457	36.11	13	0.32
472,741	310,929	138,232	454,756	21,969	15,333	96.39	69.87	32.13	416,347	28.29	5,404	0.37
295,230	189,414	86,138	279,746	23,777	15,696	95.01	66.05	32.91	252,459	28.31
532,521	356,329	148,737	511,617	27,669	19,090	96.31	69.06	32.16	480,118	29.00	6,354	0.39
300,379	192,761	87,520	284,503	24,211	16,080	94.97	66.45	32.99	258,034	28.32
532,900	549,090	236,257	796,120	51,890	35,170	95.83	67.84	32.45	738,152	28.82	6,354	0.25
777,100	485,152	238,551	739,593	60,063	39,128	95.49	65.21	30.39	698,368	27.26	4,752	0.19

CHAPTER VII. A.—EDUCATION.

(1).—Abstract Returns of Colleges, Schools, and Scholars in the Bombay Presidency at the end of the Official year 1885-86.

(For details see Statement No. III.)

AREA AND POPULATION.			—	PUBLIC INSTITUTIONS.							PRIVATE INSTITUTIONS.		Grand Total.	Percentage of	
Total Area in Square Miles.	Number of Towns* and Villages.	Population.		University Education.		School Education, General.		School Education, Special.		Total of Public Institutions.	Advanced.	Elementary.			
				Arts Colleges.	Professional Colleges.	Secondary Schools.	Primary Schools.	Training Schools.	All other Special Schools.						
1	2	3	4	5	6	7	8	9	10	11	12	13	14	15	
187,683	Towns ... 269	Males ... 11,966,936	Institutions.	8	4	328	6,593	7	54	6,994	96	2,845	9,935	Institutions to No. of towns and villages. } 28.28	
	Villages ... 36,702	Females ... 11,225,123		49	445	4	...	498	...	23	521		
	Total ... 36,971	Total ... 23,192,059	Total ...	8	4	377	7,038	11	54	7,492	96	2,868	10,456		
				Scholars.	1,041	615	34,614	377,756	592	1,332 §(2,034)	415,950	1,224	64,748	481,922	Male scholars to male population of school-going age.† } 28.84
					...	18	2,922	41,987	97	13	45,037	58	4,110	40,205	Female scholars to female population of school-going age.† } 2.92
			Total ...	1,041	633	37,536	419,743	689	1,345 §(2,034)	460,987	1,282	68,858	531,127	15.26	

* A town contains 5,000 inhabitants or upwards. A village contains less than 5,000 inhabitants. A municipality, whatever its population, is entered as a town.

† The population of school-going age is taken at 15 per cent. of the whole population.

‡ These pupils have already been included in some other column as undergoing general instruction, and are, therefore, not counted twice over.

A.—EDUCATION—continued.

(2.)—Abstract Return of Expenditure on Public Instruction in the Bombay Presidency for the official year 1885-86.

(For details see Statement No. 4.)

1	TOTAL DIRECT EXPENDITURE ON PUBLIC INSTRUCTION.‡							TOTAL INDIRECT EXPENDITURE ON PUBLIC INSTRUCTION.§								17	Remarks.	18
	University Education.		School Education, General.		School Education, Special.		Total.	Univer- sity.	Direc- tion.	Inspec- tion.	Scholar- ship.	Build- ings.	Special Grants for Fur- niture and Appa- ratus.	Miscella- neous.	Total.			
	Arts Colleges.	Professional Colleges.	Secondary Schools.	Primary Schools.	Training Schools.	All other Special Schools.												
2	3	4	5	6	7	8	9	10	11	12	13	14	15	16	17			
	Rs.	Rs.	Rs.	Rs.	Rs.	Rs.	Rs.	Rs.	Rs.	Rs.	Rs.	Rs.	Rs.	Rs.	Rs.	Rs.		
1. Institutions	2,32,200	1,01,598	9,75,034	17,42,057	68,284	1,73,018	82,93,091	88,421	36,348	2,45,530	60,240	8,71,135	46,575	37,564	8,85,808	41,79,490		
{ For Males	1,43,751	1,68,039	25,862	3,37,032	3,37,032		
{ For Females		
Total	2,32,200	1,01,598	11,18,785	19,10,606	94,146	1,73,918	86,31,343	88,421	36,348	2,45,530	60,240	8,71,135	46,575	37,564	8,85,808	45,17,151		
2. (a) Percentages* of Provincial Expenditure included in columns 2-17 to Total Provincial Expenditure on Public Instruction	6.9	4.1	18.7	26.9	4.0	6.8	67.4	1.9	2.6	14.3	2.2	8.5	1.0	2.1	32.6	100		
(b) Percentages* of Local Board Expenditure included in columns 2-17 to Total Local Board Expenditure on Public Instruction	1.9	87.1	2.6	2	91.8	5	6.8	..	1.2	8.2	100		
(c) Percentages* of Municipal Expenditure included in columns 2-17 to Total Municipal Expenditure on Public Instruction	1.2	17.5	76.7	2	9	96.5	5	2.1	9	..	3.5	100		
(d) Percentages* of Total Expenditure in columns 2-17 to Total Expenditure on Public Instruction	6.1	2.3	24.8	42.3	2.1	3.8	80.4	1.9	2.8	5.5	1.4	8.2	1.0	2.8	19.6	100		
AVERAGE ANNUAL COST† OF EDUCATING EACH PUPIL IN	Rs. a. p.	Rs. a. p.	Rs. a. p.	Rs. a. p.	Rs. a. p.	Rs. a. p.	Rs. a. p.	Rs. a. p.	Rs. a. p.	Rs. a. p.	Rs. a. p.	Rs. a. p.	Rs. a. p.	Rs. a. p.	Rs. a. p.	Rs. a. p.		
Departmental Institutions .. .	189 15 1	100 13 2	12 13 0	2 2 1	116 12 1	40 2 6	26 4 3	Cost to Provincial Revenues	6 7 0	1 15 3	0 11 11	38 1 7	0 13 0	2 12 0	Cost to Local and Municipal Boards.. .. .		
{	330 6 6	176 1 3	83 10 2	3 6 9	154 15 1	50 11 7	48 12 6	Total Cost	2 6 10	1 4 1	11 4 5	1 4 3	Local Board Schools † .. .		
{	0 13 10	2 11 10	8 7 6	2 11 9	Total Cost	6 15 11	2 4 8	2 7 1	Municipal Boards Schools † .. .		
{	12 12 5	4 7 8	4 11 10	Total Cost	1 12 5	1 3 5	1 3 8	2 7 1	Institutions in Native States .. .		
{	443 1 1	21 11 2	3 6 8	123 12 9	13 0 0	4 10 11	Total Cost	1 2 0	0 7 1	0 7 7	0 7 7	Aided Institutions		
{	27 0 0	8 12 3	0 15 1	17 13 6	12 9 2	3 12 3	Total Cost	1 0 6	0 8 4	2 0 4	0 11 1	Unaided Institutions		
{	146 9 4	37 5 8	5 1 7	134 10 3	64 3 7	17 2 11	Total Cost	21 1 2	12 12 2	18 13 10	All Institutions		
{	113 7 3	100 13 2	7 7 0	0 14 11	89 10 4	29 7 2	2 2 2	Total Cost	3 7 7	1 8 11	1 14 10	28 11 10	1 3 4	1 15 0	269 1 1		
{	269 1 1	176 1 3	31 10 0	4 11 7	148 4 2	63 6 10	8 2 6											

* The percentages required for 2 (a), 2 (b), 2 (c) are calculated from the figures given in columns 2a, 2b, 2c respectively, of Statement 4.
 † The annual cost is calculated on the direct expenditure only. The average cost of educating each pupil is obtained by dividing the direct expenditure by the average number on the rolls monthly during the year.
 ‡ The average cost of each pupil in Local Board and Municipal Schools is obtained from the figures given in Statement 7.
 § Fractions of a rupee are omitted, except in the columns showing the average annual cost of educating each pupil.

STATISTICAL RETURNS.

[App. VII. A. (2).

A.—EDUCA

(3)—Return of Colleges, Schools and Scholars in the

Class of Institutions.		PUBLIC INSTITUTIONS.																			
		UNDER PUBLIC MANAGEMENT.												UNDER PRIVATE MANAGEMENT.							
		Maintained by the Department.				Maintained by Local and Municipal Boards.				Maintained by Native States.				Aided by the Department or by Local or Municipal Boards.				Unaided.			
		Number of Institutions.	Number of Scholars on the Rolls on 31st March.	Average Monthly Number on the Rolls during the year.	Average daily Attendance.	Number of Institutions.	Number of Scholars on the Rolls on 31st March.	Average Monthly Number on the Rolls during the year.	Average daily Attendance.	Number of Institutions.	Number of Scholars on the Rolls on 31st March.	Average Monthly Number on the Rolls during the year.	Average daily Attendance.	Number of Institutions.	Number of Scholars on the Rolls on 31st March.	Average Monthly Number on the Rolls during the year.	Average daily Attendance.	Number of Institutions.	Number of Scholars on the Rolls on 31st March.	Average Monthly Number on the Rolls during the year.	Average daily Attendance.
1	2	3	4	5	6	7	8	9	10	11	12	13	14	15	16	17	18	19	20	21	
UNIVERSITY EDUCATION.																					
<i>Arts Colleges.</i>																					
English		3	540	466	425	2	68	56	47	3	433	341	311	
<i>Colleges or Departments of Colleges for Professional Training.</i>																					
Law		2	221	181	163	
Medicine		1	296	234	275	
Engineering		1	116	112	96	
Total ..		7	1,178	1,043	959	2	68	56	47	3	433	341	311	
SCHOOL EDUCATION, GENERAL.																					
<i>Secondary Schools.</i>																					
For Boys.. .. English ..		45	10,533	10,100	8,800	110	3,407	3,242	2,580	57	4,937	4,695	3,858	96	12,972	11,810	10,014	20	2,991	2,941	2,459
For Girls.. .. English ..		1	69	71	52	1	17	13	8	47	2,705	2,572	2,102	
Total ..		46	10,607	10,171	8,852	111	3,424	3,255	2,588	57	4,937	4,695	3,858	143	15,677	14,412	12,116	20	2,991	2,941	2,459
<i>Primary Schools.</i>																					
For Boys.. .. .		29	2,037	2,133	1,371	4,349	274,206	263,304	193,861	1,565	83,750	86,351	65,508	638	25,524	24,001	19,388	17	1,163	973	730
For Girls.. .. .		2	214	199	160	236	14,497	13,691	8,259	133	6,921	6,710	4,200	71	6,827	6,160	4,895	3	104	90	63
Total ..		31	2,251	2,332	1,531	4,685	288,703	277,065	202,150	1,698	90,671	93,061	69,708	704	31,951	30,251	24,283	20	1,267	1,063	849
<i>Schools for Special Instruction.</i>																					
Training Schools for Masters ..		4	446	398	344	2	87	88	75	1	59	56	54	
Training Schools for Mistresses ..		2	81	83	69	2	13	12	10	
Schools of Art		1	227	227	167	
Medical Schools		3	155	138	127	
Engineering and Surveying Schools		1	19	19	16	
Industrial Schools	
Other Schools		35	146	131	105	1	165	125	99	1	104	109	66	6	406	378	349	
			(1,325)	(1,678)	(1,327)						(324)	(315)	(291)		(14)	(13)	(14)				
Total ..		46	1,077	994	823	2	164	133	106	6	204	209	151	11	689	647	489	
			(1,325)	(1,678)	(1,327)						(324)	(315)	(291)		(14)	(13)	(14)				
Total of Colleges and Schools of Public Instruction ..		180	15,108	14,540	12,160	4,698	292,291	280,443	204,844	1,763	100,850	98,461	73,525	861	48,450	45,551	38,699	40	4,258	4,004	3,308
			(1,325)	(1,678)	(1,327)						(324)	(315)	(291)		(14)	(13)	(14)				
PRIVATE INSTITUTIONS																					
1. ADVANCED, TEACHING—																					
(a) Arabic or Persian																					
(b) Sanskrit																					
(c) Any other Oriental Classic																					
2. ELEMENTARY, TEACHING a Vernacular only or mainly																				For Boys	..
																				For Girls	..
3. ELEMENTARY, TEACHING KURAN SCHOOLS not conforming to Departmental Standards																				For Boys	..
																				For Girls	..
4. OTHER SCHOOLS not conforming to Departmental Standards																				For Boys	..
																				For Girls	..
5. OTHER SCHOOLS conforming to Departmental Standards																				For Boys	..
																				For Girls	..
Total
Grand Total ..																					

TION.

Bombay Presidency for the Official year 1885-86.

Grand Total of Public Institutions.	Grand Total of Scholars on 31st March.	NUMBER OF SCHOLARS ON THE 31ST OF MARCH LEARNING				CLASSIFICATION OF SCHOLARS ON THE 31ST OF MARCH ACCORDING TO RACE OR CREED.									Remarks.
		English.	A Classical Language.	A Vernacular Language.	Kann.	Europeans and Eurasians.	Native Christians.	Hindus.	Mahomedans.	Portuguese.	Parsis.	Jews.	Aboriginal and Hill Tribes.	Others.	
22	23	24	25	26	27	28a	28b	28c	28d	28e	28f	28g	28h	28i	29
8	1,041	1,041	1,041	7	7	749	24	12	235	7	
2	221	221	3	1	178	2	..	36	1	18 girls.
1	204	204	38	2	86	5	38	123	4	
1	116	116	15	6	72	..	3	19	1	
12	1,674	1,674	1,041	63	16	1,085	31	53	418	13	
323	34,745	34,745	11,082	18,243	..	1,731	1,015	23,997	1,635	1,796	4,366	213	2	..	401 girls. 270 boys.
40	2,791	2,791	54	680	..	1,465	294	121	3	465	390	33	
377	37,536	37,536	11,086	18,328	..	3,196	1,309	24,118	1,638	3,281	4,746	246	2	..	
6,593	3,91,680	19	2,355	3,91,500	..	6	2,335	3,26,911	53,602	323	4,647	404	3,300	1	14,284 girls. 300 boys.
445	28,068	10	142	27,917	..	2	680	22,419	2,180	83	2,426	250	13	..	
7,038	4,19,743	29	2,997	4,19,417	..	8	3,075	3,49,330	56,372	411	7,073	664	3,319	1	
7	692	30	487	592	54	469	69	12 girls.
4	97	97	10	72	4	1	8	2	
1	227	3	142	3	22	30	6	
3	155	155	1	124	20	4	1	5	
1	19	19	16	1	..	2	1 girl.
8	665	44	..	466	47	473	95	3	41	6	
41	279	90	124	16	..	5	..	268	9	4	2	1	
(2,183)															
65	2,034	338	611	1,171	..	21	115	1,554	209	34	84	20	
(2,163)															
7,492	4,60,987	39,677	16,736	4,39,416	..	3,288	4,516	3,76,087	57,747	2,779	12,316	933	3,321	1	14,716 girls in boys' schools. 630 boys in girls' schools.
(2,163)															
84	989	..	989	12	926	..	50	
6	187	..	187	187	
8	107	..	107	107	
1,656	42,135	57	37	42,134	230	33,896	7,487	198	119	172	33	..	
11	340	340	4	187	156	
882	12,303	..	712	1,536	10,555	1,018	11,785	
6	289	289	289	
303	12,208	332	46	12,001	5	8,675	2,212	5	1,284	23	4	..	
5	320	320	2	29	90	..	700	
4	188	41	..	147	24	65	..	99	
1	69	69	69	
2,964	70,140	430	2,079	57,053	10,644	..	241	44,027	23,008	203	2,423	105	37	..	2,860 girls in boys' schools. 16 boys in girls' schools.
10,456	5,31,127	40,607	17,814	4,96,460	10,644	3,288	4,756	4,20,114	80,750	2,932	14,744	1,128	3,368	1	17,376 total girls in boys' schools. 646 .. boys in girls' schools.

A.—EDUCATION—

(4).—Return of Expenditure on Public Instruction in

OBJECTS OF EXPENDITURE.		PUBLIC															
		UNDER PUBLIC MANAGEMENT.															
		MAINTAINED BY THE DEPARTMENT.						MAINTAINED BY LOCAL AND MUNICIPAL BOARDS.						MAINTAINED BY			
1	2a	2b	2c	2d	2e	2	3a	3b	3c	3d	3e	3	4a	4b	4c		
	Rs.	Rs.	Rs.	Rs.	Rs.	Rs.	Rs.	Rs.	Rs.	Rs.	Rs.	Rs.	Rs.	Rs.	Rs.		
UNIVERSITY EDUCATION.	Arts Colleges,																
	(English)	88,514	..	3,000	40,248	22,203	1,53,971	25,092		
	Colleges or Departments of Colleges for Professional Training.																
	Law	3,448	6,698	2,109	12,715		
	Medicine	3,629	26,380	1,304	25,155		
	Engineering	57,850	5,872	..	63,723		
Total ...	1,46,639	..	3,000	79,698	26,182	2,53,569	25,092		
SCHOOL EDUCATION, GENERAL.	Secondary Schools.																
	For Boys...English ...	1,19,121	..	18,380	1,81,310	9,277	3,23,083	6,494	2,723	16,980	12,991	1,105	40,293	99,713	4,939	485	
	„ Girls...English ...	11,203	..	1,500	34	1,333	14,069	575	575	
Total ...	1,30,324	..	19,880	1,81,344	10,600	3,42,157	6,494	2,723	17,555	12,991	1,105	40,868	99,713	4,939	485		
SCHOOL EDUCATION, GENERAL.	Primary Schools.																
	For Boys	3,332	..	1,746	1,109	31	6,278	3,26,563	5,03,478	1,45,830	1,85,392	2,062	12,23,286	2,86,220	39,625	75	
	„ Girls	1,703	1,702	18,747	23,845	26,315	1,204	700	70,917	33,881	2,103	..	
Total ..	5,034	..	1,746	1,109	31	7,980	3,45,315	5,92,318	1,72,295	1,80,508	2,768	12,90,202	3,20,101	41,818	75		
SCHOOL EDUCATION, SPECIAL.	Schools for Special Instruction.																
	Training Schools for Masters ..	35,492	14,472	..	8	..	49,972	10,770	
	Training Schools for Mistresses ..	20,436	3,178	600	..	24	24,248	1,610	
	School of Art	22,967	3,259	5,805	32,041	
	Medical Schools	36,118	500	..	651	..	37,269	
	Engineering and Surveying Schools	1,800	1,800	
	Industrial Schools	1,500	21,840	23,340	4,853	..	
	Other Schools	27,187	..	1,290	2,658	8,999	40,134	..	1,127	1,127	
Total ...	1,44,000	18,150	1,890	6,536	14,838	1,85,464	1,500	1,127	21,840	24,467	17,893	
UNIVERSITY DIRECTION AND INSPECTION.	University Direction	
	Inspection	
	Arts Colleges	11,672	24	476	12,172	1,080	
	Professional Colleges	8,033	4,353	12,386	
	Scholarships held in Secondary Schools ..	3,820	2,649	2,532	13,611	3,185	128	..	
	Primary Schools	92	102	70	264	
	Special Schools other than Training Schools ..	2,175	478	948	3,605	
	Buildings	752	..	2,900	..	106	3,758	20,351	44,612	2,059	67,022	1,41,059	8,977	..
	Furniture and Apparatus (Special grants only) ..	7,082	..	1,000	8,082	3,379	40	1,318	80	5,367	7,370	848	..
	Miscellaneous	23,153	811	..	23,964
Total ..	61,851	3,161	3,900	811	3,465	77,578	24,330	44,744	3,479	90	70	72,653	1,56,277	9,951	
TOTAL EXPENDITURE ON PUBLIC INSTRUCTION ..	4,87,298	21,301	30,416	2,09,608	80,125	8,08,748	3,77,639	5,40,912	1,93,829	1,09,527	25,783	14,37,190	6,19,076	58,708	540		

* This includes expenditure on Police Schools as under :-
 Provincial Rs. 959
 Fees 66
 Other sources 31
 Total Rs. .. 1,056

—continued.

the Bombay Presidency for the Official year 1885-86.

INSTITUTIONS.												TOTAL EXPENDITURE FROM					GRAND TOTAL.
UNDER PRIVATE MANAGEMENT.																	
NATIVE STATES.			AIDED BY THE DEPARTMENT OR BY LOCAL OR MUNICIPAL BOARDS.						UNAIDED.								
Fees.	Endowments and other sources.	Total.	Provincial Revenues.	Local Cess.	Municipal Funds.	Fees.	Endowments and other sources.	Total.	Fees.	Endowments and other sources.	Total.	Provincial Revenues.	Local Cess.	Municipal Funds.	Fees.	All other sources.	
4d	4e	4	5a	5b	5c	5d	5e	5	6a	6b	6	7a	7b	7c	7d	7e	8
Rs.	Rs.	Rs.	Rs.	Rs.	Rs.	Rs.	Rs.	Rs.	Rs.	Rs.	Rs.	Rs.	Rs.	Rs.	Rs.	Rs.	Rs.
2,202	950	23,244	9,400	15,963	24,622	49,985	97,914	..	3,000	58,413	72,573	2,32,200
..	3,843	6,698	2,160	12,715
..	3,629	29,880	1,804	25,153
..	57,856	6,672	..	63,728
2,202	950	23,244	9,400	15,963	24,622	49,985	1,56,089	..	3,000	97,863	76,846	3,33,793
23,013	2,296	1,35,426	97,988	10,099	3,958	1,39,897	1,57,305	4,09,247	52,062	9,920	61,982	2,23,803	12,822	39,318	4,14,273	2,95,020	9,75,036
..	23,378	146	730	43,730	51,123	1,29,107	39,581	146	2,305	48,764	52,456	1,43,761
23,013	2,296	1,35,420	1,26,366	10,245	4,688	1,38,627	2,08,428	5,36,354	52,062	9,920	61,982	2,63,184	12,968	42,123	4,63,037	3,37,475	11,18,787
52,237	18,226	3,96,933	16,366	4,197	9,832	33,666	34,441	93,502	9,154	4,053	13,207	3,46,266	5,72,670	1,57,458	2,81,523	3,34,731	17,42,655
5	3,016	39,095	12,195	223	1,507	5,266	34,773	55,964	..	361	361	32,444	24,066	27,092	6,475	70,930	1,68,039
52,242	21,242	4,35,478	28,561	4,420	11,339	33,632	71,214	1,54,466	9,154	4,414	13,568	3,73,910	6,96,738	1,85,830	2,89,003	4,61,663	19,10,004
2	..	10,722	1,000	6,540	7,540	36,492	14,472	..	10	17,310	68,294
..	4	1,014	20,436	3,178	600	..	1,643	25,862
..	22,967	3,269	5,805	32,941
..	34,118	500	..	651	..	37,269
..	1,800	1,800
..	3	4,856	6,152	..	883	817	24,132	31,984	7,632	..	833	817	50,838	60,150
..	..	660	250	..	143	100	209	707	27,437	1,127	1,433	2,758	9,863	42,623
2	7	21,700	7,402	..	1,031	917	30,831	40,231	1,52,902	19,277	2,921	7,605	85,459	2,63,064
..	27,000	42,445	18,970	89,421
..	36,343	36,343
..	2,01,578	275	..	7,211	30,463	2,45,530
..	340	1,320	980	1,274	2,254	11,672	24	..	980	3,070	16,746
..	8,033	4,353	12,386
..	1,365	4,076	3	4,537	4,540	24	13	38	8,380	2,649	..	27	11,857	22,913
..	..	2,476	497	..	932	1,419	92	590	..	3,473	4,169
..
..	599	..	615	1,214	2,179	473	599	..	1,770	6,028
..	1,392	1,53,323	93,633	..	377	43,902	1,48,027	1,19,791	44,612	4,959	377	2,01,390	3,71,135
295	1,706	10,219	3,265	..	100	3,295	13,403	20,093	134	2,705	2,839	14,326	40	2,413	3,754	26,037	48,575
..	5,809	8,000	13,000	28,753	8,000	..	811	..	37,564
295	4,703	1,71,226	1,07,553	8,000	1,196	4,665	69,778	1,91,182	158	2,717	2,875	4,58,053	50,170	8,676	55,605	3,07,405	8,85,893
82,754	29,198	7,89,376	2,79,252	22,665	18,254	2,49,084	4,04,923	9,74,218	61,374	17,051	78,425	14,09,138	6,85,163	2,41,699	9,12,013	12,68,848	45,17,151

A.—EDUCATION.

(5).—Return of the Stages of Instruction of Pupils in Public Schools for General Education in the Bombay Presidency at the end of the official year 1885-86.

CLASS OF SCHOOLS.	Number of Schools.	Number of Pupils on the Rolls on 31st March.	HIGH STAGE.			MIDDLE STAGE.			UPPER PRIMARY STAGE.			LOWER PRIMARY STAGE.						TOTAL.			
			Comprising all Pupils who have passed beyond the Lower Secondary (Middle) Stage, but have not passed the Matriculation Examination.			Comprising all Pupils who have passed beyond the Upper Primary Stage, but have not passed beyond the Lower Secondary (Middle) Stage.			Comprising all Pupils who have passed beyond the Lower Primary Stage, but have not passed beyond the Upper Primary Stage.			Comprising all Pupils who have not passed beyond the Lower Primary Stage.									
			1			2			3			4			5						
			Boys.	Girls.	Total.	Boys.	Girls.	Total.	Boys.	Girls.	Total.	Boys.	Girls.	Total.	Boys.	Girls.	Total.	Boys.	Girls.	Total.	
SECONDARY SCHOOLS.																					
For Boys	Departmental English.	45	10,538	4,067	...	4,067	5,476	...	5,476	17	...	17	58	...	58	10,538	...	10,538	
	Local Board English.	47	1,186	1,186	...	1,186	1,186	...	1,186	
	Municipal English.	69	2,221	144	...	144	2,076	1	2,077	2,220	1	2,221	
	Native States English.	67	4,037	1,451	...	1,451	3,486	...	3,486	4,037	...	4,037	
	Aided English.	96	12,872	3,461	45	3,461	5,645	78	5,626	1,299	111	1,401	2,084	117	2,201	109	32	12,489	363	12,872	
	Unaided English.	20	2,991	1,259	...	1,259	1,715	17	1,732	2,974	17	2,991	
Total	323	34,745	11,302	45	11,347	10,484	96	10,580	13,07	111	1,418	2,142	117	(2,259)	109	32	141	34,344	401	34,745	
For Girls	Departmental English.	1	69	69	69	69	...	69	
	Municipal English.	1	17	17	17	17	...	17	
	Aided English.	47	2,705	4	103	107	11	682	693	50	573	632	137	923	1,000	50	154	270	2,435	2,705	
Total	49	2,791	4	103	107	11	768	779	50	573	632	137	923	1,000	50	154	213	270	2,521	2,791	
Total Secondary Schools	377	37,536	11,306	148	11,454	10,495	864	20,359	1,376	684	2,050	2,279	1,040	3,319	108	186	354	34,614	2,922	37,536	
PRIMARY SCHOOLS.																					
For Boys	Departmental	20	2,037	617	...	617	730	3	733	684	3	687	2,031	6	2,037	
	Local Board	3,839	2,15,158	64,692	383	64,935	66,082	1,761	67,833	78,470	8,261	82,340	2,04,103	10,995	2,15,158	
	Municipal	460	60,048	21,030	54	21,734	20,427	254	20,731	15,455	1,078	16,533	57,562	1,486	60,048	
	Native States	1,505	89,750	29,628	30	29,658	34,737	160	34,897	23,585	710	24,295	87,850	100	88,750	
	Aided	633	26,524	5,253	31	5,304	9,703	374	10,137	9,591	442	10,023	24,627	897	25,524	
	Unaided	17	1,163	427	...	427	497	...	497	239	...	239	1,163	...	1,163	
Total	6,503	3,01,680	1,22,187	548	1,22,685	1,32,230	2,042	1,34,876	1,23,023	11,094	1,34,117	3,77,396	14,284	3,91,680	
For Girls	Departmental	2	214	67	67	...	89	80	...	67	67	...	214	214	
	Local Board	119	6,300	3	825	828	6	2,002	2,007	24	3,441	3,465	32	6,268	6,300	
	Municipal	117	8,107	3	1,560	1,563	15	2,608	2,623	16	3,993	4,011	34	8,163	8,197	
	Native States	133	9,921	923	2,641	2,541	...	3,452	3,452	...	9,921	9,921
	Aided	71	6,327	73	2,113	2,138	187	2,364	2,501	84	1,654	1,635	204	6,033	6,327	
	Unaided	3	104	23	23	23	...	31	...	50	...	50	...	104	104
Total	445	28,063	79	6,518	5,507	157	9,620	9,788	121	12,550	12,698	370	27,703	28,063	
Total Primary Schools	7,033	4,19,743	1,22,216	6,066	1,28,292	1,32,398	12,268	1,44,661	1,23,147	23,653	1,46,800	3,77,756	41,967	4,19,743	
GRAND TOTAL	7,415	4,57,279	11,300	148	11,454	10,495	864	20,359	1,23,563	6,750	1,30,332	1,34,572	13,308	1,47,980	1,23,315	23,839	1,47,154	4,12,370	44,900	4,57,270	

A.—EDUCATION

(7.)—Return showing the Distribution of Local and Municipal Boards Expenditure

OBJECTS OF EXPENDITURE.		EXPENDITURE OF LOCAL BOARDS ON									
		IN INSTITUTIONS MAINTAINED BY LOCAL BOARDS.									
1		2	3	4	5	6	7	8	9	10	11
		Number of Institutions.	Number of Scholars on the Rolls on the 31st of March.	Average Number on the Rolls monthly during the year.	Average daily Attendance.	Provincial Grants.	Local Rates or Cesses.	Municipal Grants.	Fees.	Endowments and other Sources.	Total.
						Rs.	Rs.	Rs.	Rs.	Rs.	Rs.
UNIVERSITY EDUCATION.	Arts Colleges.										
	English
	Total
SCHOOL EDUCATION, GENERAL.	Secondary Schools.										
	For Boys (English)	47	1,186	1,082	883	2,627	941	2,862	6,097	1,083	13,100
	For Girls (English)
	Total	47	1,186	1,082	883	2,627	941	2,862	6,097	1,083	13,100
SCHOOL EDUCATION, GENERAL.	Primary Schools.										
	For Boys	3,889	2,15,168	2,04,780	1,49,504	2,58,032	5,55,681	20,126	1,35,858	1,311	9,66,453
	For Girls	119	6,300	6,064	3,600	11,730	22,165	...	1,095	640	25,080
	Total	4,008	2,21,468	2,10,744	1,53,104	2,64,762	5,77,796	20,126	1,36,948	2,451	10,02,083
SCHOOL EDUCATION, SPECIAL.	Schools for Special Instruction.										
	Training Schools for Masters
	Training Schools for Mistresses
	Medical Schools
	Industrial Schools	1	155	125	99	1,500	21,840	23,340
	Other Schools	1	9	8	7	...	1,127	1,127
	Total	2	164	133	106	1,500	1,127	21,840	24,467
Inspection
Scholarships held in	Arts Colleges
	Secondary Schools
	Primary Schools	92	70	162
	Special Schools other than Training Schools
Buildings..	17,713	44,612	62,325	
Furniture and Apparatus (Special Grants only)	3,979	40	...	20	...	4,039	
Miscellaneous	
	Total	21,692	44,744	...	20	70	66,526
	GRAND TOTAL	4,057	2,22,808	2,11,959	1,54,098	2,90,581	6,24,008	22,478	1,43,065	25,444	11,06,176

—continued.

on Public Instruction in the Bombay Presidency for the official year 1885-86.

PUBLIC INSTRUCTION.				EXPENDITURE OF MUNICIPAL BOARDS ON PUBLIC INSTRUCTION.																REMARKS.
IN INSTITUTIONS MAINTAINED BY			Total Local Fund Expenditure on Public Instruction.	IN INSTITUTIONS MAINTAINED BY MUNICIPAL BOARDS.										IN INSTITUTIONS MAINTAINED BY			Total Expenditure of Local and Municipal Boards on Public Instruction.			
The Department.	Municipal Boards.	Private Persons or Associations.		Number of Institutions.	Number of Scholars on the Rolls on the 31st of March.	Average Number on the Rolls monthly during the year.	Average daily Attendance.	Provincial Grants.	Municipal Rates.	Local Board Grants.	Fees.	Endowments and other Sources.	Total.	The Department.	Local Boards.	Private Persons or Associations.		Total Municipal Expenditure on Public Instruction.		
Rs.	Rs.	Rs.	Rs.				Rs.	Rs.	Rs.	Rs.	Rs.	Rs.	Rs.	Rs.	Rs.	Rs.	Rs.	Rs.		
...	3,000	3,000	3,000		
...	3,000	3,000	3,000		
...	1,762	10,000	12,822	63	2,221	2,160	1,697	3,867	14,623	1,762	6,804	22	27,193	18,880	2,352	3,958	30,318	52,140		
...	...	146	146	1	17	13	8	...	575	575	1,500	...	780	2,805	2,051		
...	1,732	10,245	12,008	64	2,238	2,173	1,705	3,867	15,203	1,732	6,804	22	27,768	19,880	2,352	4,688	42,123	55,061		
...	12,842	4,107	5,72,670	460	59,048	58,583	44,358	73,536	1,25,754	12,842	49,449	251	2,61,832	1,746	20,126	9,832	1,57,458	7,30,128		
...	1,650	223	24,068	117	8,107	7,728	4,688	7,017	26,415	1,680	109	66	35,287	1,507	27,022	51,890		
...	14,522	4,420	5,96,738	577	67,245	66,311	49,046	80,553	1,52,169	14,522	49,558	317	2,97,110	1,746	20,126	11,329	1,85,880	7,82,118		
14,472	14,472	14,472		
3,178	3,178	600	600	3,778		
500	500	500		
...	883	883	883		
...	1,127	1,290	...	148	1,438	2,505		
18,150	19,277	1,800	...	1,081	2,921	22,168		
275	275	275		
24	24	24		
2,049	2,049	2,049		
...	92	102	102	407	599	691		
478	478	590	590	1,077		
...	41,612	2,638	2,059	4,697	2,900	4,059	49,571		
...	40	1,318	...	10	1,328	1,000	...	100	2,418	2,458		
...	...	8,000	8,000	8,000		
3,426	...	8,000	56,170	2,638	3,470	...	10	6,127	3,900	...	1,199	8,575	64,745		
21,376	10,304	22,665	6,86,163	641	69,483	68,484	50,751	87,058	1,70,651	16,304	56,402	339	3,31,014	30,416	22,478	16,254	2,41,999	9,27,152		

A.—EDUCATION—continued.

(8).—Distribution of all Schools and Colleges in the several Districts under the Government of Bombay and the States subject to administrative supervision.

Districts and Native States.	Vernacular spoken.	Area in Square Miles.	Estimate of Population.	Number of Schools.	Number of Scholars on the Rolls on 31st March 1886.	Percentage of Scholars to Population.	Number of Towns and Inhabited Villages.	Number of Villages with Schools.	Average Number of Square Miles to each Village with a School.	INCREASE AND DECREASE OF THE YEAR.			
										Schools.		Scholars.	
										Increase.	Decrease.	Increase.	Decrease.
1	2	3	4	5	6	7	8	9	10	11	12	13	14
CENTRAL DIVISION.													
<i>British Districts.</i>													
Poona	Maráthi ..	5,348	906,621	395	23,006	2.55	1,185	266	20	22	..	1,714	..
Sholápur	Do. ..	4,531	583,411	245	11,162	1.91	713	185	24	32	..	1,015	..
Satára	Do. ..	4,988	1,062,550	278	17,155	1.61	1,343	212	24	25	..	732	..
Ratnágiri	Do. ..	3,222	997,090	188	14,272	1.43	1,297	151	26	43	..	1,562	..
Thána	Do. ..	3,575	897,367	229	13,909	1.72	1,384	175	22	31	..	390	..
Kolába	Do. ..	1,964	482,830	140	7,306	1.64	1,192	107	17	8	..	98	..
Bombay	Do. and Gujaráti.	22	773,190	218	20,840	3.47	1	1	22	26	..	2,024	..
Total	24,550	5,606,585	1,603	114,259	2.03	7,015	1,097	22	188	..	7,535	..
<i>Native States.</i>													
Akalkot	Maráthi and Kánarose.	498	58,040	24	1,156	1.99	105	17	29	61	..
Modinámb Taluka (Mitra) ..	Maráthi ..	89	10,036	5	174	1.73	12	5	18	..	1	..	20
Mahidurgí	Do. ..	63	10,452	5	174	1.66	15	2	31	31
Miraj Junior (Kuroli Taluka) ..	Do. .. (Not known).	2,745	2,745	2	37	1.36	8	2	2	..
Bhor	Do. ..	1,481	145,376	29	952	0.65	477	25	60	1	..	21	..
Aundh	Do. ..	447	58,916	25	301	1.53	71	20	22	92	..
Phaltan	Do. ..	307	63,402	17	767	1.31	72	14	28	52
Jath	Do. ..	834	49,486	19	677	1.49	110	18	49	1	19
Jawháir	Do. ..	534	43,558	9	231	0.48	116	8	67	2	16
Sávantvádi	Do. ..	900	174,433	56	3,425	1.96	226	51	18	6	..	181	..
Total	5,303	616,942	191	8,494	1.36	1,212	162	33	10	1	857	128
TOTAL, CENTRAL DIVISION	29,853	6,223,527	1,794	122,753	1.97	8,227	1,259	24	103	1	7,392	128
NORTH-EAST DIVISION.													
<i>British Districts.</i>													
Khándesh	Maráthi ..	9,944	1,237,231	457	23,063	1.86	2,663	370	28	30	273
Ahmednagar	Do. ..	6,666	751,223	246	14,634	1.90	1,334	211	27	7	..	99	..
Násik	Do. ..	5,940	781,203	307	14,509	1.88	1,638	217	27	16	..	116	..
TOTAL, NORTH-EAST DIVISION	22,550	2,769,655	1,110	52,256	1.88	5,635	828	27	53	..	215	273
NORTHERN DIVISION.													
<i>British Districts.</i>													
Surat	Gujaráti ..	1,662	614,198	313	22,050	3.59	732	303	5	2	..	299	..
Broach	Do. ..	1,453	326,930	250	14,972	4.58	405	196	7	35	..	348	..
Kaira	Do. ..	1,609	894,300	251	21,007	2.68	581	194	8	25	..	455	..
Ahmedabad	Do. ..	3,821	850,324	233	19,261	2.24	932	158	24	14	..	364	..
Panch Maháls	Do. ..	1,612	256,479	89	4,891	1.91	675	63	26	14	..	877	..
Camp Baroda	Do. ..	1	4,024	4	185	4	1	1	1	1	18
Camp Decsa	Do. ..	5	4,546	2	140	3.07	1	1	5	1
Total	10,164	2,366,901	1,142	82,496	2.87	3,307	916	11	90	..	2,323	22
<i>Native States.</i>													
Káthiáwar Agency	Gujaráti ..	20,559	2,343,899	776	43,387	1.87	4,163	600	34	47	..	1,090	..
Rewa Kántha do.	Do. ..	4,035	819,892	37	5,392	1.06	1,156	76	65	6	..	266	..
Cutch Agency	Do. ..	5,600	512,084	121	7,318	1.42	397	89	73	3	..	237	..
Surat do.	Do. ..	1,220	151,132	37	2,453	1.62	370	31	39	..	2	..	206
Cambay do.	Do. ..	350	86,074	7	746	0.86	85	6	58	1	..	63	..
Mahi Kántha do.	Do. ..	11,049	517,485	23	5,464	1.05	1,816	81	138	6	..	542	..
Pánapur Superintendency ..	Do. ..	3,900	576,478	29	2,477	0.42	1,103	34	236	4	..	294	..
Total	52,618	4,737,044	1,155	68,337	1.44	9,609	917	57	67	2	2,490	208
TOTAL, NORTHERN DIVISION	62,777	7,608,945	2,297	150,363	1.96	12,316	1,633	84	157	2	4,819	230

CHAPTER IX.—MISCELLANEOUS. A.—ECCLESIASTICAL.

Return of Persons according to Religious Denominations in the Bombay Presidency for 1885-86.

1		2		3	4	5	6
Denomination.		NUMBER OF PERSONS.		Number of Ministers or Priests.	Number of Churches for Buildings designed, &c.	Total Annual Income from Government.	Remarks.
		(a) Natives.	(b) Others.				
		About	About			Rs.	
1	Church of England ...	4,000	13,427	63	53	2,66,794	42 Churches consecrated.
2	" of Scotland ...	2,150	568	18	8		
3	Protestant Dissenters ...	1,043	1,354	2	2		
4	Roman Catholics... ..	122,455	5,044	196	137		
5	Greek Church	21					
6	Armenian... ..	35					
7	Syrian	4					
8	Jew	7,952					
9	Parsi	73,973					
10	Hindu	17,834,985					
11	Mahomedan	3,774,360					
12	Buddhist	} 498,766					
13	Jain						
14	Sikh	127,100					
15	Other Sects (not included in the above)	938,267					

B.—LITERATURE AND THE PRESS.

(3).—Return of Presses worked, and Newspapers or Periodical Works published, in the Bombay Presidency including Sind and Aden during the year ending 31st March 1886.

Districts.	Names of Presses.	Names of Proprietors.	PUBLICATIONS THEREAT.		Remarks.
			(a) Newspapers.	(b) Periodicals.	
1	2	3	4		5
<i>Bombay City.</i>					
Hornby Row ...	Bombay Gazette Steam Press.	Grattan Geary ...	Bombay Gazette, Daily... Do. Overland Summary. Do. Weekly.	Maclean's Guide and Indian Railway Travellers' Guide.	
Bake House Street.	The Advocate of India Steam Press.	M. Anderson ...	Advocate of India Daily.	
Apollo Street ... Do. ...	The Kaiser-i-Hind Press. Caxton Printing Works.	Frámji C. Metha G. Claridge ...	Kaiser-i-Hind .. English Mail	
Hummum Street, Fort.	Government Central Press.	Government	G. I. P. Railway Guide. Traders' Advertiser, Bombay Government Gazette, Bombay Civil List, History of Services of Gazetted Officers, Indian Law Reports. (Bombay Series), and Classified List and Distribution Return of the P. W. Department.	
Marine Street, Fort.	The Bombay Jáme-Jamshed Printing Press.	K. M. Shroff ...	Bombay Jáme-Jamshed.	
Bank Road ...	Eagle Printing Press ...	Dádábhoy Bamanji Government ...	Asiatic Advertiser	
Marine Lane ...	Postal Press ...	Mánikji Hoshangji	
Tamarind Lane ...	The Fort Mercantile Press	Kalfaubháí Damáni	Vág-bhatta.	
Hummum Street, Fort.	The Oriental Printing Press.				
Marine Street, Fort.	Alliance do. ...	Kávasji Pestonji and Mánikji Dhanjibhoy. Several Shareholders of the Company.	Satya Mitra ...	The Student's Friend.	Monthly.
Bombay Fort, Green Chonke Street, or the New Bombay Bank Street.	The Duke of Connaught Printing Press.				
Hummum Street ...	Industrial Press...	Barjorji Karsetji	
Elphinstone Circle..	Times of India Steam Press.	Colonel W. Nassaw Lees.	Times of India, Daily ... Do. Bi-weekly. Do. Weekly. Do. Overland Summary. Bombay Exchange Price Current. Chamber of Commerce Daily Import Manifest.	Times of India Calendar and Directory, Indian A. B. C., Monthly Railway Guide, and B. B. and C. I. Railway Monthly Guide.	
Bázár Gate Street.	English and Gujaráti Job Printing Press.	Jiwanji Frámji	
Do. ...	Eastern Printing Press...	Mahomadbhoy Gulám-Husein.	
Bora Bázár Street...	Fort Printing Press ...	Tehmuras Dinshábjí Anklesaria.	Fursad, Trimásik Tiká-kár, Bhagvati Bhágvat, Skand-puránáarth Prákash, Bhav Prákash Bháshántar, Vártik-Subodh, Rasráj Bháratáarth Prákash, Vág-bhatta, Anand Súgar.	
Do. ...	Bombay Merchants Press.	Barjorji Hormasji	
Párai Bázár Street...	The Reporter's Press ...	Merwánji Nowroji ...	Daily Commercial Sales Report.	
Bázár Gate Street...	Commercial Press ...	Dosábhoy Edalji...	
Do. ...	Bombay Samáchar Press.	Mánikji Barjorji...	Bombay Samáchar, Loka Mitra and Dátardu.	Waidya Mitra, and Sukhdukhno Sáthi.	
Do. ...	Akhbár-i-Soudágar Press.	Kávasji Dádábhoy ...	Akhbár-i-Soudágar, Samáchar Darpan and Bombay Chábuk; The Native Merchants Daily Gazette.	Gujaráti Pancháng (Calendar).	
Párai Bázár Street .	National Printing Press.	Alibhoy Gulám Husein ...	Daily Commercial Report.	
Old Beef Market, Fort.	Ruling Press ...	Dámodar Santuji	
Patel Street, Fort...	Daftar A'shkara Press ...	Byránji Fardunji and Company.	Ráat Goftár and Satya Prákash.	Stribodh and The Noor-e-Elum.	
Bázár Gato... Hornby Row ...	Ruling Press ... The Voice of India Printing Press.	Bendoo Sudkáji ... B. M. Malabári Indian Spectator The Voice of India.	

B.—LITERATURE AND THE PRESS—continued.

(3).—Return of Presses worked, and Newspapers or Periodical Works published, in the Bombay Presidency including Sind and Aden during the year ending 31st March 1886—continued.

District.	Names of Presses.	Names of Proprietors.	PUBLICATIONS THEREAT.		Remarks.
			(a) Newspapers.	(b) Periodicals.	
1	2	3	4		5
<i>Bombay City</i> —continued.					
Parsi Bazar Street.	Standard Printing Press.	Jehangir Bezanji Karani.			Dnyan Wardhak. Don Quixote (both in the Gujarati language.)
Mint Road...	Frámji's Press ...	Frámji Shápurji Karáni.			
Dwárkadáś Street,	Gujaráthi Printing Press.	Itchárám Suryáram ...	Gujrati		Arya Dnyan Wardhak.
Modykhána.	Salvation Army Press ...	F. D. S. Tucker ...	Indian War Cry Enlarged and Small Editions, Weekly.		Indian Auxiliary (monthly).
Hornly Row					
Shaik Abdul Rahimán Street.	Rising Star Printing Press.	Mahomadali Dáwood Khán.			
Bhaji Palá Street...	Royal Printing Press ...	Eusufali Abdul Tyeb ...			
Old Jámbli Street...	Ganpat Krishnáji's Press.	Átmáram Kánoba ...			
Mandvi, Shámji Hasáji Street, House No. 229.	Govindji Shámji's Press.	Govindji Shámji...			
Surat Street ...	Anglo-Jewish and Vernacular Press.	Haskiel Bábjáji ...			
Parel Road, Bhendy Bazar.	Kosid-e-Mumbai ...	Gulámali Gulámhusein ...	Kosid-e-Mumbai...		Topan Karbala, six parts of Inshaw Nawrotum (Translation into Gujarati language).
Old Nágpáda, House No. 67.	The Joint Stock Printing Press.	Bhikáji Yeshwant ...	Pandit or the Civil and Military Instructor, and Kárbhári.		
Don Tád, 2nd Street.	Fathe-ul-Karim's Press...	Kázi Fatteh Mahomad and Brothers.			Israré Kasami, Misbahál Hayath, Majma Farsi, Fawáyádú Mabládi, Hast Bahist Diván Ali Mullachasme Sirin Khajinátl Fiquah Arbábé Janan Sugranamah, Kásáid Ahmedi Chamanbi Nazer Sher Ellias Saifu Salat. Guldostnaj Guldostbark.
Nishandarpada ...	Datt Prasád Press ...	Rámji Mahádu and Ganpat Umáji.	Nakh-batul (weekly).	Akhbar	Monthly
Nishanpada ...	Gulám Husein Press ...	Alládin Gulámhusein ...			
Jmarkádi-pácády Street.	Raghunáth Krishnáji's Printing Press.	Raghunáth Krishnáji ...			
New Hanumán Lane.	Bápu Harsett Press ...	Báláji Bápuji ...			Maráthi, Márwády and Gujaráti Almanacs.
Do.	Náráyan Bhiksett's Press.	Náráyan Bhicksett ...			
Do.	Bápu Sadashiv Litho Press.	Moreshtar Bápuji ...			
Shaik Memon Street.	Parsi Printing Press ...	Dhumbáji Pálanji ...			
Do.	Dnyan Darpan Press ...	Mahádev Gopal ...			
Márwády Bazar Road.	Shri Venkateshwar Press.	Gangávisshnu Shricrushnádas.			
Kálkádevi Road ...	Aryan Tract and Book Depót's Printing Press.	B. K. Deware ...			
Dádysett Road.	Family Printing Press ...	Báláji K. Raghunáthji ...	Wártáhar or The Newsmán.		Hindu Dharma Viwechak, Kávyáarth-prakásh, Kumar Sambhav Arya Dharma-prakásh, Arya-prakásh, Shiva Purán, Bharat-Kathasangraha, Student's Friend, Ayurvedasarsangraah, Swadeshvatsal, and Bharat-prakásh.
Sirgaon Road ...	Subodh Prakásh Press ...	Moro Vithal Válvekar ...	Subodh Prakásh		Zoroastrian Calendar and Shri Válmiki Rámáyan.
Dhobi Taláv, Girgaon Road.	Bombay Vernacular Press.	Mancharji Hoshangi Jeigose.			Monthly.
Do.	The Union Press	Nánabhoy Rastamji			
Marine Cross Lane, Dhobi Taláv.	Perseverance Press	Kuvarji Kávasji...			
Kálkádevi Road ...	The Imperial Press	Nowroji Frámji ...			
Do, Bhángwádi.	Ripon Printing Press	Dhanjibhoy Karsetji Ghadiáli and others.	Ripon Reporter, Daily ...	Gul Afshán	Monthly.

B.—LITERATURE AND THE PRESS—continued.

(3).—Return of Presses worked, and Newspapers or Periodical Works published, in the Bombay Presidency including Sind and Aden during the year ending 31st March 1886—continued.

Districts.	Names of Presses.	Names of Proprietors.	PUBLICATIONS THEREAT.		Remarks.
			(a) Newspapers.	(b) Periodicals.	
1	2	3	4		5
<i>Bombay City</i> —continued.					
Kolbhát Lane ...	Gopál Náráyan and Co's. Press.	Vináyak Náráyan	Nil.	
Kálkádevi Road ...	Nirnaya Ságar Press ...	Javji Dádáji	Bálbodh, Sanskrit Reader, Dnyán Vardhak, Bál Mitra, Kútumb Mitra, Bhágwat Bháshántar, Bhágwat Gitá Bháshántar, Kávya Málá, Madhur Vachan, Puranarth-prakásh Don Quixote, Materials for the History of Kávyatha Parbhus.	
Fanasvádi Pársi Chawl.	Arya Pramod Press ...	Náráyan Bháskar and others.	
Kávasji Patel Tank Road.	Advertiser Press... ..	Frámji Kávasji ...	Friend of Bombay Advertiser.	Weekly.
Agiáry Lane	Nichol's Printing Press...	Nicolas DeAlmeida	
Kálkádevi Road ...	Dnyán Ságar Press ...	Shridhar Shivilál	Márwády Chandro Pancháng (Almanac), for Vikram Samvat, 1943.	
1st Bhoiwáda Parel Road	Shri Náráyan Press ...	Náráyan Kánji	Jain Hitechhu and Guyan Trilokya Prabhákar.	
	Gujarát Printing Press ...	Kálidás Sankalchand	
Ghogári Mollia Duncan Road	Hasni Press ...	M. Mahomad Sidik	Kashful-Akhbar	
	Macdoom Press ...	Shaik Dáwood bin Shaik Mahomad.	
Nizámpura Nal Bázár.	Book-selling and General Agency Co.'s Lithograph Press.	Book-selling and General Agency Co., Ld.	
Cowasji Patel Tank Road.	Indu Prakásh Press ...	Sakháram Parashráam ...	Indu Prakásh	
Do.	Bhánu Prakásh Press ...	Ráma Bápu	
Girgaon Back Road.	Dnyán Mitra Press ...	Náráyan Vásudeo Ghumre.	Sanmárga Dipika	Weekly.
Cowasji Patel Tank Road.	Shrikrishna Bhushan Press.	Lakshman Vithoba	
Bába Dhuboo Street	Nat Baye Husein Press...	Abdulali Abdulhusein	Sewket-i-Hind	
Mughbhát Lane	Swadesh Mitra Press ...	Náráyan Lakshman	
Kákadwády Street	Arya Sadan Press ...	Damodar Vináyak Váglé.	
Kándewády Lane ...	The Indian Printing Press.	Sadánand Bálkrishna ...	Subodh Patrika, Bombay Chronicle, Bombay Commercial Gazette, General Advertiser and School Teacher.	Vividh Dnyán Váglé	
Girgaon, Palav road, Kándewády Street.	The Arya Sevak Press ...	Ganesh Mahádev	
Sadáshiv Street ...	Aryotkarsh Press ...	Lakshman Káshináth	
	Jagmitra Printing Press.	Bálkrishna Ganoba and Co.	
Kándewády Street, Girgaon Back Road.	Jagdishwar Press ...	Náráyan Rámchandra	
	Native Opinion Press ...	Hari Mahádev Paránjpe.	Native Opinion	
Khetvádi, 5th Lane.	Minerva Printing Press...	Shámráo Ransord Ráoji.	Prabhákar	
Haines Road	Dinbandhu Press ...	Náráyan Megháji ...	Dinbandhu	
Hycalla	Bombay Education Society's Press.	Nil...	Bombay Educational Record, Asiatic Society's Journal, Bombay Monthly Army List, Army General Orders, Bálbodh Mewá, Indian Antiquary, Dnyánodaya Almanac, Prakáshak, Medical and Physical Society's Transactions, Persian Teacher, The Orientalist, Legends of Punjáb, Bombay Diocesan Record, and the Taprobanian.	

B.—LITERATURE AND THE PRESS—continued.

(3).—Return of Presses worked, and Newspapers or Periodical Works published, in the Bombay Presidency including Sind and Aden during the year ending 31st March 1886—continued.

Districts.	Names of the Presses.	Names of Proprietors.	PUBLICATIONS THEREAT.		Remarks.
			(a) Newspapers.	(b) Periodicals.	
1	2	3	4		5
<i>Bombay City—concluded.</i>					
Belasis Road ...	The Vidya Prakash Printing Press.	Damodar Sawliaram ...	Shet Kariancha Kaiwari.	Vagvilas and Bal-sumitra.	
Upper Duncan Road.	New Hydree Photo-Litho Press.	Eusufali A'damji	
Two Tanks, Byculla.	Anglo-Vernacular Press.	Samant Vishnu ...	Bombay Guardian and Dnyanodaya.	Indian Methodist, Watchman Indian Purity Trumpet and Raj Marg.	
Kamathipura, 5th Lane.	Sufdari Press ...	Shaik Nuruddin Jiwakhan.	
Mazgaon, 1st Carpenter Street,	Mazgaon Printing Press.	Babul Jagannath, Contractor.	Ripon Mitra ...	Vividhadnyan Vistar and Shrishtidnyan (monthly).	Marathi.
<i>Northern Division.</i>					
Ahmedabad ...	Ahmedabad Times Press. United Printing and General Agency Company, Limited.	Kalidas Sankulchand ... Runchodlal Gangaram	Nyaya Darpan ... Gujrat Shalapatrak ... Budhi Prakash ... Audich Hitechu ... Radya Prakash ... Balgnan Vurdhuk ... Hitopdesh Ratna ...	Monthly. Do. Do. Do. Do. Do.
	Ahmedabad Samachar ...	Lalubhai Surchand ...	Ahmedabad Samachar and Vudodra Vatsal (weekly).	Nyaya Tatva and Indian Law Reports.	Do.
	Hitechhu Press ...	Jeysing Mulji ...	Hitechhu (weekly) ...	Wadhwan Darbari and Taluk Subhechuk. Jain Divakur ...	Do. Do.
	Victoria Press ...	Nathu Lal	Do.
	Sumsarbahadur Press ...	Savaijai Raychund ...	Sumsarbahadur (weekly).	Does Job-work.
	Satya Prakash ...	Balakhil Narandas	Do.
	Bajubhai Amichund ...	Bajubhai Amichund	Not working for the present.
	Chuganlal Maganlal Laloo Kevul ...	Chuganlal Maganlal Laloo Kevul	Does Job-work. Not working for the present.
	Samachar Sar ...	Naran Krishnarain	Do.
	Motilal Kalidass ...	Motilal Kalidass	Do.
	Lalobhai Amichund ...	Lalubhai Amichund	Do.
	Kilabhai Kalandass ...	Kilabhai Kalandass	Does Job-work.
	Hargovan Hurjivan ...	Hargovan Hurjivan	Do.
	Ahmedabad Jagdishwar. Nyaya Durshak ...	Dahabhai Dolatram ... Chuganlal Omed ...	Nyaya Darshak Patra (weekly).	Do.
	Prajamat ...	Chunilal Harivaluv ...	Prajamat (weekly)	Do.
Kaira Town in Kaira District.	Kaira Niti Prakash ...	Nagindas Damodar ...	Kaira Niti Prakash	Publication ceased.
	Kaira Vartaman ...	Panchand Fulchand ...	Kaira Vartaman
	Ripon Press ...	Balshankar Jethabhai ...	Mungal Prakash
Nadiad Town in Kaira District.	Satya Sodhak ...	Lakshmilal Ambalal	Do.
	Satya Sagar ...	Ranchhodas Khusaldas	Kaira Khetiwadi and Atnavardhak.	Published once in a month.
	Surajram's Press ...	Surajram Nathulal ...	Prajahit Patrak
	New Gujarat Printing Press.	Chaturbhai Shankarbhai	Aprasid Gujarati and the Gujarat.	Publication ceased.
	Shivshankar Khusal-rao's Press.	Shivshankar Khusal-rao.
Mahudha, Taluka Nadiad.	Manklal Khusaldas Press.	Manklal Khusaldas ...	Kheda Samachar and Cambay Gazette.
	Vidyotejak Press ...	Manilal Bhailal	Vaishnav ...	Published once in a month.
Umreth, Taluka Anand.	Rajaram's Press ...	Bholanath Rajaram and Manilal Rajaram.	Umreth Samachar
Kapadvanj, District Kaira.	Chandra Prakash ...	Mansuk Lal

B.—LITERATURE AND THE PRESS—continued.

(3).—Return of Presses worked, and Newspapers or Periodical Works published, in the Bombay Presidency including Sind and Aden during the year ending 31st March 1886—continued.

District.	Names of Presses.	Names of Proprietors.	PUBLICATIONS THEREAT.		Remarks.
			(a) Newspapers.	(b) Periodicals.	
1	2	3	4		5
<i>Northern Division—continued.</i>					
Kathlāf, Tāluka	Vidyaśagar Press...	Harjiwan Parshotum	} They have not commenced working.
Kapadvāj, Borsad, District	Borsad Samāchār Press...	Dādābhāi Bechar	
Kairā, Panch Mahāls Broach	Dohad Shila Press ... Dnyānodaya Printing Press.	Sukhlād Dolatrām ... Ichhālāl Amratlāl ...	The Chakra-vāk ... Bharuch Vartamān ...	Dnyānodaya.	
	Bhṛagu Kuch Patra ... Bhopalam Kapalam ... Prince of Wales ... Victoria Printing Press	Fulchand Khubchand. Ardesir Dinshāwji ... Bezonji Rastamji Daroda Bharuch Samāchār ... Bharuch Mitra	
Surat	Mission Press ...	J. Shillidy	Satyodaya ...	Does miscellaneous work.
	Prabhākar ... Victoria Press ...	Dalpatrām Gopaldās ... Manchārām Ghelābhāi Gujarāt Mitra and Deshi Mitra.	Do. Do.
	Khodabakhas ... Akhbār Press ... Niti Darpan ... Surat City Central Press. Sodāgar Press ... Ambikā Press ...	Mancherji Jamshedji ... Narotamdās Govindrām. Bhagwāndās Lalubhāi ... Prānjivandās Khusāldās. Nagindās Dāyābhāi ... Bhowānishankar Ravi-shankar. Surāt Akhbār Suria Prakāśh ... Prajā Mitra	Do. Do. Do. Do. Do. Do.
	Niti Sāgar ... New Sodāgar Press ... Police Line Press ... Arunodaya ...	Nārāndās Narsidās ... Dulabhrām Manchārām... Government ... Kāshināth Vishnu Phadke. Arunodaya Newspaper, 523 copies published every Sunday.	Do. Do. Closed.
Thāna	Suryodaya ...	Gopāl Govind Dābak ...	Suryodaya Newspaper, 300 copies published every Monday; Hindu Panch, 560 copies every Thursday.	
<i>Central Division.</i>					
Nāsik	Gangālahari ...	Vishnu Janārdhan Thakāi.	Gangālahari	Weekly.
	Nāsikvritta ...	Hari Trimbak Kāle ...	Nāsik Vritta	Do.
Khāndesh	Khāndesh Vaibhav ...	Ganesh Bhikāji Bahālker.	Khāndesh Vaibhav	Do.
	Aryāvarta ... Shrimat Jagatguru ...	Vithal Lakshman Upāsni. Gopāl Annaji ...	Āryavratra ... Prabodha Chandrika	Do. Do.
mednagar	Nāyasindhu ...	Dāji Chinnāji ...	Nyāyasindhu	170 copies are issued each Monday morning.
	Nagar Samāchar...	Abana Linguji ...	Nagar Samāchār...	175 copies are issued each Saturday morning.
	Jagadadaraha ...	Kāshināth Bahirāo ...	Jagadadarsha	350 copies are issued each Sunday morning.
Poona	Poona Observer ... Deccan Herald ... Dnyān Prakāśh ...	Rustomji Dādābhoy ... Sorābji Juhāngirji ... Wāman Govind Rānade.	Poona Observer ... Deccan Herald ... Dnyān Prakāśh	Books, almanacs, &c. are also printed.
	Dnyān Chakshu ... Shri Shivāji ... Poona Vaibhav ...	Bhāu Govind Sāpkar ... Krishnarāo Bāpu Mānde. Shanker Vishvanāth Kelkar.	Dnyān Chakshu ... Shri Shivāji ... Poona Vaibhav	Do. Do. Do.
	Ārya Bhushan Press ...	Ganesh Moreswar Sohoni.	Marātha (in English); Kesari (in Marāthi); Ārya Bhushan (both in English and Marāthi)	Monthly Magazines and printing of all sorts.

B.—LITERATURE AND THE PRESS—continued.

(3).—Return of Presses worked, and Newspapers or Periodical Works published, in the Bombay Presidency including Sind and Aden during the year ending 31st March 1886—continued.

Districts.	Names of Presses.	Names of Proprietors.	PUBLICATIONS THEREAT.		Remarks.
			(a) Newspapers.	(b) Periodicals.	
1	2	3	4		5
Central Division— continued.					
Poona—contd.	Photozincographic Press.	Government	Photozincographic work (both English and Mará- thi.)	Prints Maps, plans and draw- ings for Gov- ernment.
	Municipal Press ...	Poona Municipality	Does Office work, forms, &c.
	Chitra Shála Press ...	Vásudeo Ganesh Joshi	Prints Pictures, Maráthi Books, &c.
	Datta Prasarak Press ...	Vináyak Vithal Ránade.	Prints Books, almanacs, &c.
	Vritta Prasarak Press ...	Náro Apáji Godbolé	Do.
	Badhi do. ...	Pándurang Vithal Ránade.	Do.
	Jagathitechu Press ...	Ráoji Shridhar Gondhale- kar.	Do.
	Law Printing Press ...	Ganpatráo Hari Khánde- kar.	Prints Law books only.
	Vividah Chitrak Prákash Press.	Ganu bin Vithu Gáikwár.	Prints Pictures only.
	Panch Haud's Mission Press.	Reverend C. Rivington...	Prints Religious books only.
	Orphanage Press... ..	Reverend J. Small	Prints books, &c.
	Yerrowda Central Jail Press.	Government	Prints Forms, circulars, &c., for Depart- mental use as well as for Gov- ernment officers and private in- dividuals.
	Police Press	Do.	Prints Forms, circulars, &c., in connection with Police work.
	Vedánt Parkash Press ...	Káshináth Mahádeo Thate.	Prints Books, almanacs, &c.
	Cutch Party Press ...	Government	Does Office work, &c.
	Sappers and Miners' Press.	Do.	Prints Map plans, &c.
	Small Arms Ammunition Factory Press, Kirkee.	Do.	Prints Cartrid- labels, pi- tickets, &c.
	Quarter-Master General's Office Press.	Do.	Prints Maps a plans, &c.
	Chandrika	Báláji Dáduji Goond	Prints Bo- only.
	Granth Vardhak Press ...	Rango - Rámchandra Sálunké.	Publishes Má- thi bo- almanacs and religious Po- thies.
	Sowjanya Mitra Press ...	Krishnapa Shivápa	Prints Maráthi books and Po- thies.
	Cantonment Fund Press.	Cantonment Committee, Poona.	Prints Forms notices, &c., relating to the Cantonment.
Sholápur	Kalpataru and Anand Vritta Press.	Balvantráo Náráyan Kákdé.	Kalpataru and Anand Vritta.	
	Pandhari Vaibhav Press.	Vishwanáth Náráyan Kámbhle.	Pandhari Vaibhav	
	Sholápur Samáchár Press.	Narsapa Abanna...	Sholápur Samáchár	
	Prabhoda Ratna Press ...	Parling Parbhu Ayá Jan- gan.	Prabhoda Ratna...	
	Sidheshwar Waibhav Press.	Trinubak Hari Khare	Sidheshwar Waibhav	
	Pandhari Samáchár Press.	Govind Sakharám ...	Pandharpur Samáchár	

Closed on the 26th
November 1885.
Opened on the 1st
November 1885.

B.—LITERATURE AND THE PRESS—continued.

(3).—Return of Presses worked, and Newspapers or Periodical Works published, in the Bombay Presidency including Sind and Aden during the year ending 31st March 1886—continued.

Districts.	Names of Presses.	Names of Proprietors.	PUBLICATIONS THEREAT.		Remarks.
			(a) Newspapers.	(b) Periodicals.	
1	2	3	4		5
<i>Central Division—continued.</i>					
Satara	Shubha Suchak ...	Rámchandra Apáji Chitale	Shubha Suchak	Issue no paper.
	Bodha Sudhakar ...	Wámon Krishna Dikshit.	Bodha Sudhakar	
	Maháráshtra Mitra ...	Ganesh Náráyan Kolatkar.	Maháráshtra Mitra	
	Bál Mitra ...	Vishu Vináyak... ..	Sháhu	
	Rámdás ...	Pándurang Sakhárám Káshikar.	
	Columbian Press ...	Reverend H. J. Bruce	
	Árya Janáni ...	Shankar Krishna Dhekané.	Árya Patra	
	Wág Mandir ...	Rámchandra Savairám Márvádi.	Chandanshá	
	Pratoda ...	Krishnáji Dhonddeo Harmalkar.	Pratoda	
	Árya Mani ...	Shripatráo Ganesh Joshi.	Vidushak	
Viráj Váibhav ...	Sakhárám Vithoba Chápeker.	Vrittásár	Censored to issue for some months.	
<i>Southern Division.</i>					
Kolába	Satya Sadan ...	Rávji Hari'Athavale ..	Satya Satan	Saddharmadip and Abala Mitra.	
	Hita Sagar ...	Jagannáth Bhavánishankar.	
	Sudhákár... ..	Náráyan Ganesh...	
Belgaum	Belgaum Samáchar Váni Vilás ...	Hari Bhikáji Sáwant ... Narayen Ganesh Chiplankar.	Belgaum Samáchar Karnátic Mitra	
	Ramtatwa Prakásh ...	Abáji Rámchanda Sávant.	Chikitsak	
	Swadesh-bandhu ...	Hanmant Konher Phadnis.	Karnátic Hitechu	
	Dakshina Mitra ...	Bálkrishna Malhar ...	Dakshina Mitra	
Dhárwár	Dhárwár Writta ..	Antáji Rámchandra Joglekar.	Dhárwár Writta (Maráthi).	Does job-work.
	Dnyán Wardhak ...	Rághavendra Shrinivás Tanapi.	Shála Patrak (Kánarese).	Does job-work.
	Widyáranya ...	Gopál Pándurang Pátkar.	Does job-work.
	Chandrodaya ..	Huchaya bin Sangaya Vibhuti.	Chandrodaya (Kánarese).	Does job-work.
	Karnátak Book Depôt ...	Chanvirápa bin Fakirápa.	Do.
	Dhárwár Waibhav Rasik Ranjani at Gadag ..	Kalyánápa Madanshetti. Gaorishankar Rámprasad	Rasikranjani (Kánarese).	
	Hijápur	Hitechu Press ...	Báláji Ráoji	Hitechhu
Kanara	Shri Rámdás ...	Sitáram Hanmantráo ...	Shri Rámdás	
	Dnyánchandrodaya Lithographic Press, Sirsi.	Bála Prasád bin Shivdayál Mishra.	Nil...	
Ratnágiri	Satya Sudha Lithographic Press, Kárwár.	Krishnáji Raghunáth Thakar.	Satya Sudha	Weekly.
	Jaganmitra ...	Janárdhan Hari Athale...	Jaganmitra	Published every Monday.
	Satyashodhak ...	Hari Náráyan Zimaye ...	Satyashodhak	Published every Sunday.
	Vengurla Writta ...	Vithal Govind Banaollikar.	Vengurla Writta	Published every Thursday.
	Bakul ...	Dharmaráj Náráyan Gándhi.	Bakul	Published every Sunday.
	Mahamadi ...	Sheik Mahomed valad Abdulkádir.	Mahamadi	Do.
	Vicháshil ...	Ganesh Vishráam Pátkar.	Vicháshil	Published every Monday.
<i>Sind.</i>					
Karáchi	Mercantile Press	H. J. Rastonji	Christian Messenger	

B.—LITERATURE AND THE PRESS—concluded.

(3).—Return of Presses worked, and Newspapers or Periodical Works published, in the Bombay Presidency including Sind and Aden during the year ending 31st March 1886.—concluded.

Districts.	Names of Presses.	Names of Proprietors.	PUBLICATIONS THEREAT.		Remarks.
			(a) Newspapers.	(b) Periodicals.	
1	2	3	4		5
<i>Sind—continued.</i>					
Karachi—contd ...	Muffarishul Kalooli Press	Messrs. Mirza Mahomed Sadik, Mirza Mahomed Jaffer and Mirza Ali Akbar.	Muffarishul Kalooli and Munini Islam.	
	Sind Gazette Press ...	W. H. Rattigan, J. Walker, W. M. Towelle, D. P. Masson and Colonel A. Cary.	Sind Gazette and Daily Bulletin.	
	Commissioner's Press ...	Government	Sind Official Gazette.	
	Commercial Press ...	Nowroji and Co. ...	Sind Times, Sind Advertiser and Sind Sudhar.	
	Zoroastrian Press ...	Nowroji Dhanjibhoj	Prints Hand-bills.
	Faiz Osmaish Press ...	Moulvi Mahomed Osman.	Muavin Majma Mahomedi.	
Shikarpur ...	Wales Press ...	Abdul Jabbar valad Fateh Mahomed.	Indus Valley State Railway Advertiser.	None.	
	Victoria Press ...	A. B. Mancherji and Co.	Commercial Gazette.	Do.	
<i>Native States.</i>					
Cutch ...	Bhuj Darbāri Press ...	The Cutch Darbār	Cutch Rājpatra, or the Darbāri Gazette issued every fortnight on the 2nd Sud and 2nd Vad of each native month. Kathiāwār Political Agency Gazette.	Does miscellaneous job-work.
<i>Kāthiāwār.</i>					
Rājkot Civil Station	Kāthiāwār Political Agency Press.	Kāthiāwār Local Funds.	Kāthiāwār Political Agency Gazette.	
Do.	Svadesh Bandhav Press...	Thakar Dāmodar Govardhandās.	
Do.	Kathiāwār General Press.	Kasidās Brijbhukhandās.	Vidnyān Vilās.	
Do.	Svadesh Hit Prakash ...	Mulshankar Rāghavji	
Junāgad ...	Saurāshtra Niti Prakash Press.	His Highness the Navāb of Junāgad.	Dastur-al-Amal ...	Saurāshtra Darpan.	
Navānagar ...	Navānagar Gazette Press.	His Highness the Jām of Navānagar.	Navānagar Darbāri Gazette.	
Bhāvnagar ...	Darbāri Press ...	His Highness the Thākor Sāheb of Bhāvnagar.	Bhāvnagar Darbāri Gazette.	
Dhrāngādra ...	Dhrāngādra Printing Press.	His Highness the Rāj Sāheb of Dhrāngādra.	
Morvi ...	Morvi Darbāri Press ...	His Highness the Thākor Sāheb of Morvi.	Morvi Darbāri Gazette.	
Gondal ...	Gondal Darbāri Press ...	His Highness Thākor Sāheb of Gondal.	Gondal do.	
Wadhvān ...	Balsingji Sāgar Press ...	Sha Chhāganlāl Bhulabhāi.	Wadhvān do.	
Sāvāntvādi...	Sāvāntvādi Political Superintendent's Office Press.	Sāvāntvādi State	None	Used for printing forms, returns, &c.
Kolhāpur ...	Dnyan Sāgar (Lithographic).	Vishnu Vithal Mantri ...	Dnyan Sāgar	Published every Monday.
	Arya Prabodha Do. ...	Sadashiv Vithal Parasnavis.	Dakshina Vritta...	Published every Sunday.
	Mission Press ...	The Society for the Propagation of the Gospel.	
	Vidya Vilās (Lithographic).	Shankar Rāghunāth Gokhāl.	
	State Press ...	Kolhāpur State	Prints official orders, forms, &c., and all other State work English and Marāthi.
Aden ...	Jail ...	Government	
	No name ...	Messrs. Cowasji Dinshaw and Brothers.	

A.—EDUCATION—concluded.

(8).—Distribution of all Schools and Colleges in the several Districts under the Government of Bombay and the States subject to administrative supervision.

Districts and Native States.	Vernacular spoken.	Area in Square Miles.	Estimate of Population.	Number of Schools.	Number of Scholars on the Rolls on 31st March 1886.	Percentage of Scholars to Population.	Number of Towns and inhabited Villages.	Number of Villages with Schools.	Average Number of Square Miles to each Village with a School.	INCREASE AND DECREASE OF THE YEAR.			
										Schools.		Scholars.	
										Increase.	Decrease.	Increase.	Decrease.
1	2	3	4	5	6	7	8	9	10	11	12	13	14
SOUTHERN DIVISION.													
<i>British Districts.</i>													
Belgaum	Maráthi and Kánarese.	4,657	864,014	322	22,715	2.62	1,097	200	17	72	..	2,306	..
Dhárwár	Do. ..	4,535	882,907	523	33,605	3.86	1,286	402	11	120	..	933	..
Bijápur	Do. ..	5,737	633,493	260	18,499	2.11	1,141	287	21	60	..	1,221	..
Kanara	Do. ..	3,911	421,840	224	14,351	3.39	1,109	165	28	60	..	2,854	..
Total	18,860	2,807,254	1,368	84,170	2.9	4,612	1,004	17	312	..	7,319	..
<i>Native States.</i>													
Kolhápur	Maráthi and Kánarese.	2,816	800,189	219	13,064	1.63	1,061	158	1	8	..	544	..
Mitraj	Do. ..	548	100,273	44	3,175	3.11	92	35	15	4	..	262	..
Mudhol	Do. ..	362	52,113	23	1,011	1.98	79	17	21	1	130
Sángli	Do. ..	896	196,832	71	4,211	2.13	240	45	19	5	..	511	..
Savandr	Do. ..	70	14,763	6	338	2.62	24	3	23	68
Rándurg	Do. ..	140	29,570	14	1,095	3.70	88	9	15	3	..	310	..
Jamkhandi	Do. ..	492	83,917	41	1,618	1.92	81	25	19	7	29
Kurundvád	Do. ..	296	60,996	7	300	0.49	72	5	59	..	1	..	1
Total	5,620	1,338,705	425	24,862	1.65	1,687	297	18	28	1	1,627	225
TOTAL, SOUTHERN DIVISION	24,480	4,145,959	1,793	109,032	2.62	6,299	1,301	17	340	1	8,946	228
SIND.													
<i>British Districts.</i>													
Karáchi	Sindhi ..	14,176	473,888	96	6,707	1.3	717	53	267	9	..	573	..
Haidurabad	Do. ..	9,030	754,624	132	8,004	1.0	1,181	87	103	7	..	689	..
Thar and Párkar	Do. ..	12,729	203,344	12	1,114	0.5	70	11	1,157
Shikárpur	Do. ..	9,629	852,986	141	9,138	1.1	1,103	95	101	10	..	322	..
Upper Sind Frontier	Do. ..	2,750	124,181	23	890	0.7	203	17	162	1	..	0	..
Total, Sind	48,012	2,419,823	404	25,853	1.0	3,274	263	183	27	..	1,683	..
Aden	11	24,880	4	230	0.74	9	134
Total, British Districts	124,147	16,490,368	5,721	359,294	2.17	24,458	4,108	29.57	665	..	10,064	429
Total, Native States	63,536	6,602,691	1,771	101,693	1.51	12,508	1,376	46.17	105	4	4,480	564
GRAND TOTAL	187,683	23,102,059	7,492	460,987	1.98	36,966	5,574	33.07	770	4	23,564	993

B.—LITERATURE AND THE PRESS.

(1).—Abstract showing the Total Number of Books registered in the Bombay Presidency in different Languages.

Description of Books.	BOOKS PUBLISHED IN ENGLISH AND OTHER EUROPEAN LANGUAGES.	BOOKS PUBLISHED IN THE VERNACULAR LANGUAGES SPOKEN IN THE PRESIDENCY.											BOOKS PUBLISHED IN INDIAN CLASSICAL LANGUAGES.				Books published in more than one Language.	Total.
	English.	Marathi.	Gujarati.	Hindi.	Marwadi.	Kanarese.	Brij.	Urdu.	Hindu-Sindhi.	Arabic-Sindhi.	Pashtu (Afghani).	Sanskrit.	Persian.	Arabic.	Hebrew.			
Original Works	141	439	539	13	..	3	1	89	5	31	..	11	2	91	1,366	
Translations	9	53	81	3	2	..	1	1	..	104	254	
Republications	18	127	41	14	5	..	1	33	2	4	1	89	17	7	2	43	404	
Total	168	619	711	30	5	3	2	74	7	36	1	100	19	8	2	238	2,023	
Total	168	1,488											129				238	2,023

(2).—Analysis of Publications registered in the Bombay Presidency under Act XXV of 1867 during the year 1885.

No.	Subject.	Books published in English and other European Languages.	Books published in the Vernacular Languages spoken in the Presidency.	Books published in Indian Classical Languages.	Books published in more than one Language.	Remarks.
1	2	3	4	5	6	7
1	Arts	3	21	
2	Biography	2	14	1	1	
3	Drama	90	1	
4	Fiction	2	76	3	2	
5	History	7	32	13	
6	Language	9	85	23	80	
7	Law	7	16	1	1	
8	Medicine	6	13	1	26	
9	Miscellaneous	113	685	15	53	
10	Poetry	5	256	41	22	
11	Politics	4	6	
12	Philosophy (including Mental and Moral Science)	2	52	9	18	
13	Religion	3	52	35	20	
14	Science (Mathematical and Mechanical)	2	27	
15	Science (Natural and other)	2	61	1	
16	Travels and Voyages	1	2	
	Total	168	1,488	129	238	2,023
1	Original Works	141	1,120	13	91	
2	Translations	9	140	1	104	
3	Re-publications	18	228	115	43	
	Total	168	1,488	129	238	2,023
1	Educational Works	19	214	13	57	
2	Non-educational Works	149	1,274	116	181	
	Total	168	1,488	129	238	2,023