

ADMINISTRATION REPORT
OF THE
MUNICIPAL COMMISSIONER
FOR THE
CITY OF BOMBAY

FOR THE YEAR

1934-35.

B. MC-1114
3184



M. A. Karanjawala

BOMBAY :
THE TIMES OF INDIA PRESS

1935.

CONTENTS.

PART I.

	PAGE
STANDING COMMITTEE'S "REVIEW" OF THE REPORT.....	i to vii
COMMISSIONER'S REPORT.....	1-23
Accompaniments.	
1. FINANCIAL ...	Report of the Chief Accountant, with Appendices ... 25-156
2. REVENUE ...	Report of the Assessor and Collector... 157-165 Report of the Town Duty Officer ... 167-169 Report of the City Engineer ... 171-201
	<i>Architectural</i> :—
	Repairs to Municipal Buildings ... 171
	Municipal Building Construction ... 172
	<i>Buildings</i> :—
	Private Building Construction (including set-backs) ... 172-176
	<i>Mechanical</i> :—
	Workshops ... 176-177
	Pumping and Compressor Stations ... 177-179
	Inspection of Factories ... 180
	<i>Works</i> :—
3. PUBLIC WORKS ...	(i) <i>Construction</i> :—
	Roads and Drains (New Works) ... 181-185
	Crushers and Asphalt Plant ... 185-187
	Improvement of Private Streets ... 188
	(ii) <i>Maintenance</i> :—
	Repairs to Drains and Sewers ... 189-191
	Do. to Roads... 191-192
	Tramways ... 193
	Road Material ... 195
	Public Lighting ... 197-199
	Disposal of Town Refuse ... 199
	Sewerage Scheme for the North of the Island... 200-201
	Report of the Deputy Muni. Commissioner (Impts)... 203-241
4. ESTATE AND LAND MANAGEMENT.	New Schemes ... 203-205
	Disposal of lands... 205-207
	Collection of Revenue ... 207-208
	Land Acquisition and Management (Municipal) ... 208-209
	Mahim Development Schemes ... 210-211
	Appendices ... 212-241
5. WATER WORKS ...	Report of the Hydraulic Engineer ... 243-247
6. FIRE BRIGADE ...	Report of the Chief Officer ... 249-255
7. GARDENS... ..	Report of the Superintendent ... 257-263
8. VICTORIA AND ALBERT MUSEUM.	Report of the Curator ... 265-266
9. GENERAL STORES...	Report of the Storekeeper ... 267-269
10. LICENSES	Report of the Superintendent ... 271-277
11. MARKETS	Report of the Superintendent ... 279-284
12. K. E. M. HOSPITAL & G. S. M. COLLEGE.	Report of the Dean ... 285-328
13. EDUCATION	Report of the Schools Committee ... 329-340
14. AUDIT	Auditors' Reports ... 341-369

PART II.

	Health Officer's Report ... 1-50
	Report of the Medical Officer-in-Charge, Arthur Road Hospital ... 53-59
	Report of the Medical Officer-in-Charge, Maratha Hospital ... 60-63
15. PUBLIC HEALTH...	Report of the Municipal Analyst ... 64-72
	Report of the Superintendent of Vaccination ... 73-75
	Vital Statistics of Health Officer's Report .. 77-113
	Summary of Sanitary Inspections ... 117
	Table showing Meteorological Data ... 118

Review by the Standing Committee of the Administration Report of the Municipal Commissioner for the City of Bombay for the Year 1934-35.

Mr. Hoosenally M. Rahimtoola, B.A., M.L.C., J.P., was the Mayor of the Corporation and Mr. M. A. Karanjawala, M.A., LL.B., J.P., the Chairman of the Standing Committee during the year. Mr. Mohanlal M. Desai, B.A., LL.B., was re-appointed Chairman of the Improvements Committee and held the office till 1st October 1934 when he resigned. Mr. Salebhoy K. Barodawalla, J.P., was elected Chairman for the remaining period of the year. Mrs. Khadija Shuffi Tyabji, J.P., was the Chairman of the Schools Committee for the year. During the year there was no change in the personnel of the Corporation except that Mr. Ramji Bharmal who was elected from the B Ward resigned on the 15th November 1934.

2. Mr. H. K. Kirpalani, M.A., I.C.S., held the office of the Municipal Commissioner upto the 9th May 1934 and Mr. I. H. Taunton, B.A. (Cantab.), I.C.S., for the remaining period of the year.

3. The industrial and trading conditions of the City improved slightly during the year. This improvement did not react adequately on the financial condition of the Municipality.

During the year the General Tax was increased from 11 to 12 per cent. for the purpose of meeting the increased contribution to the Improvement Schemes Account. The rates of other taxation continued to be the same as those in the preceding year. The incidence of taxation rose from Rs. 22-7-7 to Rs. 22-14-10. The actual income of Rs. 3,19.33 lacs in the Municipal Account fell short of the original estimate by Rs. 12.10 lacs; it was more, however, than the income of the previous year by Rs. 5.17 lacs. The actual expenditure of Rs. 3,16.19 lacs was Rs. 18.08 lacs less than the original estimate and Rs. 9.33 lacs less than the expenditure of the preceding year. There was thus a small surplus of Rs. 3.14 lacs at the end of the year as against the budgeted deficit of Rs. 2.83 lacs. Although this surplus made its appearance after four successive years of deficit, it was not due to any improvement in the normal income of the Municipality but to the crediting to revenue the sale proceeds of Municipal land Rs. 6.68 lacs, excess accumulations in the Plant and Machinery Depreciation Fund Rs. 5.48 lacs, and interest on Net Premia Fund Rs. 4.28 lacs, and to the reduction in expenditure on account of the temporary deletion of the provisions of Rs. 0.70 lac for Depreciation, Rs. 1.40 lacs for contribution towards the Renewal of Road Surfaces Fund and on account of the step taken to extend the currency of the Loan for Development Schemes from 18 to 30 years, which resulted in a saving of Rs. 6.73 lacs. The Surplus Cash Balance inclusive of the minimum required by law stood at Rs. 10.15 lacs on 31st March 1935 as against Rs. 6.89 lacs on 31st March 1934.

The actual income in the Improvement Schemes Account amounted to Rs. 98.51 lacs against Rs. 97.36 lacs in the previous year, showing an increase of Rs. 1.15 lacs. The actual expenditure amounted to Rs. 1,12.36 lacs as against Rs. 1,10.11 lacs in the previous year, showing an increase of Rs. 2.25 lacs. The net deficit at the end of the year was Rs. 13.85.

4. The total increases in income in the Municipal Account during the year as compared with the actuals of the preceding year amounted to Rs. 25.06 lacs and the decreases Rs. 19.89 lacs, showing a net increase of Rs. 5.17 lacs. The items which mainly contributed to the rise in revenue were (1) General Tax Rs. 11.24 lacs due to increase in the rate from

11 to 12 per cent ; (2) Tobacco Duty Rs. 1.11 lacs ; (3) Water Works Rs. 0.30 lac ; (4) Education, Primary, Rs. 0.29 lac ; (5) Street Cleansing and Conservancy Rs. 0.69 lac ; (6) Roads, Drains and Sewers Rs. 1.16 lacs ; (7) Markets and Slaughter Houses Rs. 0.22 lac and (8) Extraordinary receipts Rs. 5.19 lacs. The main decreases in income were in respect of (1) Cotton Duty Rs. 8.85 lacs due to its abolition and (2) Buildings, Land Acquisition and Management Rs. 6.27 lacs due to smaller proceeds from sale of land.

The main items which contributed to the increase in the receipts of the General Account of the Improvement Schemes were (1) Rent and other proceeds of properties Rs. 1.73 lacs and (2) Municipal contribution Rs. 0.55 lac. As against these increases there was a decrease of Rs. 0.47 lac under Tobacco Duty and of Rs. 0.65 lac under Interest and Profit on Investments.

5. The gross increases in expenditure in the Municipal Account during the year as compared with the actuals of the preceding year amounted to Rs. 5.99 lacs and the decreases aggregated Rs. 15.32 lacs, with the result that there was a net decrease of Rs. 9.33 lacs in the expenditure. The main factors which contributed to the increase in expenditure were (1) General Supervision Rs. 0.20 lac ; (2) Water Works Rs. 0.46 lac ; (3) Fire Brigade Rs. 0.25 lac ; (4) contribution towards Improvement Schemes Rs. 0.55 lac ; (5) Provident Fund, Pensions, etc., Rs. 0.37 lac and (6) other heads Rs. 0.03 lac. These increases were counter-balanced by decreases of (1) Rs. 0.27 lac under Education, Primary ; (2) Rs. 0.60 lac under Street Cleansing and Conservancy ; (3) Rs. 0.36 lac under Roads, Drains and Sewers ; (4) Rs. 1.09 lacs under Mechanical ; (5) Rs. 7.18 lacs under Buildings, Land Acquisition and Management ; (6) Rs. 1.46 lacs under Markets and Slaughter Houses and (7) Rs. 0.23 lac under other heads.

6. The Revised Budget Estimates provision for Loan Works including the amount of subvention for the conversion of privies into water-closets was Rs. 13.15 lacs. Although the demand of Rs. 15.04 lacs made by the Departments in the Revised Estimates was cut down to Rs. 13.04 lacs, the actual expenditure booked amounted to only Rs. 5.47 lacs. While the percentage by which actuals fell short of the Budget Estimates was 61, the percentage by which the actuals fell short of the Revised Estimates was 58 and is the highest during the last 10 years. Such disparity between the estimated and the actual expenditure has become a normal feature in spite of repeated comments in these pages and it is hoped that the executive will view this with concern.

7. The loan liabilities were reduced from Rs. 16,91.47 lacs to Rs. 16,65.35 lacs during the year. The net debt per head was accordingly reduced from Rs. 120-9-9 to Rs. 117-4-5. Rs. 33.62 lacs were repaid to Government and the public and Rs. 0.50 lac to the Special Funds. A provision of Rs. 13 lacs loan was made in the Budget for capital works during the year. Owing to savings accrued on completed works and reduction of the probable expenditure to be incurred during the year, a loan of only Rs. 8.69 lacs was considered sufficient. Eventually this loan was not raised as on the suggestion of the Commissioner an advance of Rs. 8.69 lacs was sanctioned by the Corporation from the Special Funds repayable with interest at 4 per cent. by 30 equated annual instalments. The amount of advances actually taken from the Special Funds during the year was Rs. 8 lacs, viz., Rs. 3 lacs being the balance out of the advance sanctioned in 1933-34 and Rs. 5 lacs out of the advance sanctioned in 1934-35.

The loan liabilities of the Improvement Schemes at the beginning of the year stood at Rs. 17,21.68 lacs. During the year Rs. 0.17 lac were repaid to Government on the basis of equated payments. The outstanding loan liabilities at the close of the year thus stood at Rs. 17,21.51 lacs.

8. The various Special Funds as on 31st March 1935 were (1) Municipal Fire and Accident Insurance Fund—Rs. 7.99 lacs; (2) Worn-out Water Mains Renewal Fund—Rs. 1.64 lacs; (3) Net Premia Fund—Rs. 58.59 lacs; (4) Provident Fund—Rs. 97.61 lacs; (5) Fines Fund—Rs. 4.94 lacs; (6) Plant and Machinery Depreciation Fund—Rs. 16.65 lacs; (7) Renewal of Road Surfaces Fund—Rs. 14.60 lacs; (8) Gardens Fund—Rs. 0.29 lac; (9) Public Monuments Maintenance Fund—Rs. 1.10 lacs; (10) Endowments Fund—Rs. 1.20 lacs and (11) Hospital Fund—Rs. 1.80 lacs. Out of the abovementioned balances to the credit of the Municipal Fire and Accident Insurance Fund, Net Premia Fund, Fines Fund and Renewal of Road Surfaces Fund advances of Rs. 4.91 lacs, Rs. 5 lacs, Rs. 2.95 lacs and Rs. 10.61 lacs have respectively been made for financing Capital expenditure and out of the balance to the credit of the Plant and Machinery Depreciation Fund advances of Rs. 12.71 lacs, Rs. 0.46 lac and Rs. 1.28 lacs have been made from the Fund for financing Capital expenditure, for meeting expenditure on levelling, metalling, etc., private streets and for purchase of Plant and Machinery respectively. No advance has been made from the Provident Fund as the Fund is a Trust Fund. The Hospital Fund was created during the year. The question of stabilizing the Plant and Machinery Depreciation Fund was investigated by the Standing Committee and as a result the Committee decided that Depreciation should be calculated in future in accordance with the Straight Line Method instead of the Sinking Fund Method and that the scrap value of the machinery and the interest received on the Fund should be credited to Revenue. On account of financial stringency the provisions of Rs. 0.70 lac and Rs. 1.40 lacs made during the year for contribution to the Plant and Machinery Depreciation Fund and the Renewal of Road Surfaces Fund were deleted and the amounts transferred to the Surplus Cash Balance.

9. The total net demand in respect of Property Taxes and Wheel Tax amounted to Rs. 2,81.32 lacs against Rs. 2,62.91 lacs for the preceding year, while the collections and outstandings aggregated Rs. 2,44.08 lacs and Rs. 37.24 lacs respectively, against Rs. 2,32.98 lacs and Rs. 29.93 lacs for the year previous. The aggregate demand in respect of the taxes rose by Rs. 18.41 lacs over that of the preceding year and the outstanding by Rs. 7.31 lacs. The percentage of collections to the net demand was 86.76 against 88.62 in the preceding year. The outstandings were however reduced by about Rs. 15.53 lacs by the end of June 1935. The Standing Committee have noted with alarm the growing amount and proportion of the outstandings of the Municipal revenue demand and have considered the explanation offered by the Commissioner and the Assessor and Collector of that growth. In these times of depression the Committee realise the danger to the Municipal finances of such increase in outstandings and they would earnestly impress upon the revenue collecting staff to make every effort to minimize this unwelcome feature.

10. The total net rateable value of properties during the year amounted to Rs. 13,08.88 lacs against Rs. 12,89.40 lacs in the preceding year and Rs. 12,97.33 lacs in the year 1932-33, showing an increase of Rs. 19.48 lacs over that of 1933-34 and of Rs. 11.55 over that of 1932-33. This increase in the rateable value of properties was due to the increase in the two years in the number of properties assessed to the General Tax which rose from 36,872 in 1932-33 to 37,317 in 1933-34 and to 37,688 in 1934-35 as well as to the systematic revision of assessment of owner-occupied properties which was continued during the year. This increase helped to set off to a large extent the effects of the continuous trade depression which was responsible for reducing the rateable value of properties in general.

11. Collection of Riot Tax in respect of the riots that took place in the City from 1929 to 1933 was continued during the year. This additional work involved the issue of 22,643 bills and the actual collection amounted to Rs. 5.10 lacs. With regard to the long outstanding question of compensating the Municipality for this additional work, Government have agreed to amend Section 45 of the City of Bombay Police Act so as to admit of a surcharge of 3 per cent. being added to cover short recoveries and cost of

collection when the Act is next amended. The Commissioner's proposal for requesting Government to increase the surcharge of 3 per cent. to at least 5 per cent. is under the consideration of the Law, Revenue and General Purposes Committee.

12. The total net receipts from Town Duties amounted to Rs. 14.37 lacs against Rs. 14.92 lacs in the preceding year. The decrease was due to the fall in the receipts from sugar and ghee substitutes. The fall in sugar receipts was partly due to the diversion of the trade to ports in Kathiawar and some of the ports between Bombay and Ratnagiri and partly to the local manufacture of Lissa sugar, while the fall in receipts from ghee substitutes was mainly due to less imports of these articles on account of fall in the price of indigenous ghee and to the local manufacture of these products. During the year, Town Duty on cotton was abolished with a view to meeting the competition of rival ports in this trade. This resulted in a loss to the Municipality of about Rs. 8.17 lacs.

Town Duties.

13. In addition to the maintenance of Municipal properties and of those acquired in connection with the various development schemes, the maintenance of City Improvement Trust Buildings was carried out by the Architectural Branch of the Municipality as in the previous year. Except the work of constructing 40 seats of water-closets at Tardeo Flats and the work of constructing 100 semi-permanent rooms for the Health Department Sweepers at Kasarwadi, Dadar, both of which works were financed out of the Fines Fund, no other Municipal building work was undertaken during the year. The road improvement programme was carried out as in the preceding year. The number of applications received during the year for the erection of new private buildings and for alterations to existing ones was 3,095 against 2,967 in the preceding year. During the year under review the scheme for Drainage and Sewerage of the North of the Island was started by undertaking the work of laying a rising main from the Matunga Pumping Station to the Purification Works at Dadar and the installation of the latter mentioned works.

Public Works.

14. The turn-over of the Workshops amounted to Rs. 1.81 lacs against Rs. 1.76 lacs in the previous year. The number of jobs carried out during the year was 3,990 against 3,999 in the previous year. The revised method of debiting the standing charges of the Workshops to Revenue and levying a nominal charge of $3\frac{1}{2}$ per cent. on departmental jobs carried out in the Workshops which was brought into force from the beginning of the year 1933-34 was continued during the year under review. The establishment charges, however, which had been reduced as a result of the new arrangement from Rs. 62,110 in 1932-33 to Rs. 46,088 in 1933-34 rose to Rs. 49,282 in the year under review.

Workshops.

15. Preparation of an inventory of Municipal properties which was undertaken in 1928 by the employment of special staff but held in abeyance since 1930 on the expiry of the term of appointment of the special staff was resumed during the year under review by deputing some permanent staff. The Commissioner reports that after the registration of properties in G Ward and the revision of the enumeration with regard to other Wards necessitated by the lapse of time the valuation of properties would be taken in hand.

Inventory of Municipal properties.

16. During the year 151 plots in the Improvement Schemes comprising an area of 24.76 acres and valued at Rs. 19.31 lacs were let, 3 plots comprising .06 acre were sold outright for Rs. 2,138, and 6 plots comprising an area of 4,636 square yards of a capital value of Rs. 98,550 were resumed. The total number of plots disposed of upto the end of the year was 2,136 comprising an area of 564.44 acres valued at Rs. 681.16 lacs yielding an annual rent of Rs. 27.17 lacs, against 2,000 plots comprising an area of 541 acres valued at Rs. 662.67 lacs and yielding an annual rent of Rs. 26.40 lacs at the end of the previous year. The total revenue demand including arrears amounted to Rs. 63.55 lacs. The amount collected was Rs. 48.62 lacs and written off was Rs. 0.43 lac, leaving arrears amounting to Rs. 14.50 lacs. The percentage of arrears to the demand was 22 against 20 in the previous year.

Estate and Land Management.

▼

43,771 square yards of Municipal land were sold for Rs. 10.97 lacs as against 49,037 square yards for Rs. 11.11 lacs during the preceding year. The total demand in respect of rents from Municipal acquired properties was Rs. 7.25 lacs including demand for arrears. The collection amounted to Rs. 4.70 lacs and writes off to Rs. 0.13 lac, leaving arrears of Rs. 2.42 lacs. The percentage of arrears to the demand was 33 as against 32 in the preceding year.

17. The rainfall at all the Municipal lakes was on the whole satisfactory. Tansa and Vehar overflowed in August and September and Tulsi and Powai overflowed also in July. The quantity of water brought into the City and Suburbs was 27,979 million gallons from Tansa and 4,643 million gallons from Vehar. No water was drawn from Tulsi and Powai. The former was kept as a standby and the water from the latter was not used as it was not potable. The daily average supply to the City and the Suburbs was 89.37 million gallons against 86.77 million gallons in the preceding year, the quantity supplied to the Suburbs being 2.54 million gallons per day as against 2.37 million gallons in the previous year. The average daily supply to the City per head for all purposes was increased from 72.67 gallons to 76.94 gallons. Despite this improvement there were complaints about short supply of water. The cause is attributed to the waste of water, increased number of tappings and defects in the distribution system which, it is reported, are being set right as funds permit. Gauge readings of the flow of the Vaitarna River in connection with the Vaitarna Diversion Scheme continued to be taken during the monsoon of the year. The causes of short supply of water and the question of improving the supply are being investigated by a Committee of the Corporation.

18. The total receipts of the Market Department amounted to Rs. 11.63 lacs inclusive of Rs. 0.17 lac derived from the Dongri Market and the squatters' areas at Wadala and Sion taken over from the City Improvement Trust during the year. The net receipts of the Department therefore amounted to Rs. 11.46 lacs as against Rs. 11.22 lacs in the preceding year. The increase of Rs. 0.24 lac was partly due to higher bids received for the sale of market rights and partly to the increase in the number of buffaloes slaughtered at the Bandra Slaughter Houses. The net receipts from the Municipal Markets amounted to Rs. 3.79 lacs against Rs. 3.66 lacs in the preceding year.

19. The number of Fire Brigade Stations in the City was 12. The aggregate number of calls answered by the Fire Brigade was 527 against 496 in the previous year. The 6 motor ambulances in charge of the Brigade proved very useful. They attended 357 accident calls, 719 Maternity cases and 1,543 hire calls. The receipts from hire amounted to Rs. 9,340 against Rs. 8,750 in the previous year.

20. Stores purchased during the year including the stores taken over from the City Improvement Trust amounted to Rs. 6.54 lacs as against Rs. 5.36 lacs in the previous year. The increase was due to the amalgamation of the Improvement Trust with the Municipality. Of the goods purchased, Indian made articles accounted for Rs. 4.92 lacs and non-Indian Rs. 1.62 lacs. The Committee note with satisfaction that the intake of Indian goods during the year was approximately 75 per cent. of the total against 65 per cent. in the preceding year.

21. The total amount of fees recovered from licences and permits amounted to Rs. 1.73 lacs against Rs. 1.68 lacs in the preceding year. The number of licences granted to hawkers and squatters fell from 27,040 in 1933-34 to 25,931 in the year under review and the fees from Rs. 1.35 lacs to 1.25 lacs. The decrease is due to the discontinuance of licences to hawkers outside reserved areas and of the seizure of goods. The number of prosecutions against infringement of the Municipal law or licence conditions was 4,149 against 3,875 in the preceding year and the number of cases pending at the

end of the year was 427 against 1,076 in the preceding year. The establishment of Honorary Magistrates' Courts for the trial of Municipal cases helped the despatch of the Municipal cases.

22. The City was free from any epidemic during the calendar year 1934.

Public Health. Despite a small increase in the mortality the health conditions of the City were good. The number of live births which was 33,724 exceeded the number of deaths for the fourth time in succession. The number of deaths that took place in the City was 27,370 and was in excess by 196 of deaths in the previous year. This increase was due to a higher number of deaths under diarrhoea and enteritis, diseases of the respiratory system and infantile debility. The birth and death rates were highest among the poorer class of Hindus and lowest among Europeans. The total number of deaths amongst infants under 1 year was 8,253. The infant mortality rate was 245 per 1,000 against 269 in the preceding year. Plague accounted for 31 deaths against 48 in the preceding year and Cholera 13 against 17. Small-pox caused 152 deaths against 2,659 in the previous year. Tuberculosis was responsible for 1,856 deaths as against 1,594 in the previous year. The mortality from Malaria was 101 against 71 in the preceding year. The incidence of Malaria is, however, not reflected so much in the number of deaths as in the number of attacks. The number of patients treated for Malaria in the Municipal dispensaries was 1,931 against 1,107 in the previous year while those admitted in different institutions in the City was 19,750 as against 12,004. These figures mark an unfortunate set-back in the improvement hitherto made.

23. The attendance at the King Edward VII Memorial Hospital continued to increase during the year despite the check exercised

**K. E. M. Hospital and
G. S. M. College.**

by the administration on the admission of in-patients on account of financial stringency. The total number of in-patients treated in the Hospital was 11,206 as against 10,833 in the preceding year, the daily average being 364.9 against 354.5 in the year previous. The highest number of in-patients under treatment on any particular day was 417 as against 410 in the previous year. The total number of out-patients also increased from 2,07,811 in the preceding year to 2,12,434 in the year under report, the corresponding daily average being 672.4 and 683.1 respectively. The highest number of out-patient attendance on any particular day during the year was 926 and the highest number of new admissions in the outdoor department on a single day was 333 as against 910 and 387 respectively, in the previous year. The average cost per in-patient per day was Rs. 2-13-7 as against Rs. 3-0-8 in the preceding year while the average cost per out-patient attendance remained the same as in the last year, viz., Re. 0-7-2. The average cost per in-patient admission was Rs. 34-8-11 as against Rs. 36-2-3 in the preceding year and the average cost per out-patient admission was Rs. 1-5-0 against Rs. 1-4-8 in the previous year. The decrease in the cost per in-patient per day was due to the fall in the prices of diets, drugs, stores, etc., and partly to certain essential repairs being deferred for lack of funds. The rise in the cost per out-patient per day was due partly to the increased expenditure on drugs, dressings and establishment. The arrangement of transferring from the K.E.M. Hospital unclaimed patients about to be discharged to the Helpless Beggars' Relief Committee's Camp at Rowli Hill, Matunga, was continued during the year and helped in relieving the congestion in the Hospital. The number of patients thus transferred during the year was 92.

During the year, the University granted permission to raise the number of admissions to the first year class in the G.S. M. College from 70 to 80. The number of students in the College rose from 374 in the preceding year to 399 in the year under review. Of these 389 were regular students and 10 post-graduates as against 363 and 11 in the year previous. The number of lady students during the year was 30 including 2 post-graduates against 25 in the preceding year. The total expenditure on the College and Hostel was Rs. 2.26 lacs against Rs. 2.14 lacs in the preceding year while the receipts amounted to Rs. 0.99 lac against Rs. 0.93 lac in the previous year. The net cost per student was Rs. 325 against Rs. 333 in the preceding year.

24. The total attendance at the 14 Municipal out-patients dispensaries was 3,10,578 against 2,70,692 in the previous year. The number of cases confined in the Municipal Maternity Homes rose from 4,226 to 4,384. 68.3 per cent. of the total births took place in Maternity Homes in the City against 70.60 in the preceding year.

25. The number of Municipal Schools and classes was 349 against 350 in the previous year, while the number of pupils on the roll rose from 66,920 to 70,184 at the end of the year. The number of ordinary teachers was reduced from 2,175 to 2,047 and the number of special teachers from 158 to 151. The average cost per pupil calculated on the number of pupils on the roll on the last day of the year fell from Rs. 45.1 to Rs. 42.4 and that calculated on the average number of pupils on the roll throughout the year fell from 46.8 to 44.3. There has been a gradual reduction in the cost per pupil during the last few years, the year's average reaching the lowest record since 1920-21. The number of Aided Schools fell from 164 to 147 but the number of pupils attending them increased from 19,492 to 19,982. The average cost per pupil at these schools was Rs. 40.3 against Rs. 44.3 in the Municipal Schools. The scheme for the introduction of free and compulsory primary education in F and G Wards continued to produce satisfactory results. The census of non-attending children carried out in the middle of the year revealed that the number of non-attending children of compulsory age was 4,357 but at the end of the year this number fell to 1,643. The total amount available for expenditure during the year to the Schools Committee including the grant of Rs. 31.16 lacs made by the Corporation amounted to Rs. 31.65 lacs, while the actual expenditure amounted to Rs. 31.41 lacs, leaving a balance of Rs. 0.24 lac. By continuing the shift system, dispensing with the services of a number of non-permanent teachers, stopping further supply of furniture, etc., to schools, reducing expenditure on rent by not engaging any new premises and by cutting down expenditure on Grants-in-aid to private schools and by adopting measures of economy wherever possible the Schools Committee were able to bring down the cost per pupil although the number of pupils rose by over 3,000. It is hoped that such efforts at reducing expenditure will be pursued in future.

26. The Municipal Auditors' report is exhaustive and gives a clear exposition of the financial transactions of the Municipality during the year.

27. In conclusion the Standing Committee desire to express their high appreciation of the very able and valuable services rendered by both Mr. H. K. Kirpalani and Mr. I. H. Taunton whose high administrative ability and financial acumen have been of great help to the Committee.

MUNICIPAL CORPORATION OFFICE,
BOMBAY, 20th November 1935.

JOSEPH ALBAN D'SOUZA,
Chairman, Standing Committee.

Administration Report of the Municipal Commissioner for the City of Bombay for the year 1934-35.

CORPORATION, STANDING COMMITTEE, IMPROVEMENTS COMMITTEE AND SCHOOLS COMMITTEE.

CORPORATION.

Mr. Hoosenally M. Rahimtoola, B.A., M.L.C., J.P., was elected Mayor at the meeting of the Corporation held on the 16th April 1934, and held that office throughout the year.

2. Eighty-two meetings of the Corporation including one Special meeting and one hundred and seventy-nine meetings of the Committees and forty-three meetings of their Sub-Committees, other than those of the Standing Committee and the Improvements Committee, were held during the year.

3. The only change that took place in the personnel of the Corporation during the year was that Mr. Ramji Bharmal, who was elected from the B Ward, resigned his seat on the 15th November 1934.

4. The following Councillors were absent from the meetings of the Corporation for the period shown against them either due to illness or other causes approved by the Corporation under Section 17(b) of the Municipal Act :—

Name	Period
Mr. C. W. E. Arbuthnot, C.I.E., B.E., B.A., (R.U.I.), M.L.C., J.P.	From 15th September to 31st October 1934.
Mr. Gordhandas G. Morarji	From 10th May to 8th October 1934.
Mr. Ishwardas Lakhmidas, J.P.	From 9th April to 19th September 1934.
Mr. Jagmohandas K. Modi, B.A.	From 19th April 1934 to 31st March 1935.
Mr. Jamnadas M. Mehta, M.A., LL.B., Bar-at-Law.	From 19th May to 13th August 1934.
Miss Maniben L. Kara	From 23rd April to 15th July 1934 and again from 19th July 1934 to 8th January 1935.
Khan Bahadur Mohamed I. Curtay, J.P. ..	From 9th July to 12th December 1934.
Mr. Ramji Bharmal	From 1st April to 15th November 1934 when he resigned his seat on the Corpora- tion.
Dr. Sorab P. Mehta, B.A., L.M.& S., J.P. ..	From 1st April to 24th July 1934.
Mr. Sultan M. Chinoy, J.P.	From 18th June to 19th September 1934.
Mr. C. P. G. Wade	From 5th May to 2nd December 1934.

STANDING COMMITTEE.

5. Mr. M. A. Karanjawala, M.A., LL.B., J.P., was elected Chairman of the Standing Committee at their meeting held on the 4th April 1934 and held that office throughout the year.

6. There were fifty-two regular and twenty Special meetings of the Standing Committee and sixty-two meetings of the Sub-Committees thereof during the year.

7. There were forty-five attendances of members for the audit of Municipal Accounts and ninety-nine for the signing of cheques.

IMPROVEMENTS COMMITTEE.

8. Mr. Mohanlal M. Desai, B.A., LL.B., was re-elected Chairman of the Improvements Committee at their meeting held on the 10th April 1934 and held that office till 1st October 1934, when he resigned. The Committee then at their meeting, held on the 9th October 1934, elected Mr. Salebhoy K. Barodawalla, J.P., as Chairman, which office he held till the end of the year. There were thirty-one meetings of the Committee and eight meetings of the Sub-Committees thereof held during the year.

LIST OF COUNCILLORS WHO HELD OFFICE ON 31st MARCH 1935.

- HOOSENALLY M. RAHIMTOOLA, MR., B.A., M.L.C., J.P., *Mayor*.
- M. A. KARANJAWALA, MR., M.A., LL.B., J.P., *Chairman, Standing Committee*.
- S. K. BARODAWALLA, MR., J.P., *Chairman, Improvements Committee*.
- KHADIJA SHUFFI TYABJI, MRS., J.P., *Chairman, Schools Committee*.
- ABDUL LATIF CURTAY, MR., J.P.
- A. R. DIMITMKAR, MR., J.P.
- C. W. E. ARBUTHNOT, MR., C.I.E., B.E., B.A. (R.U.I.), J.P.
- A. P. SABAVALA, MR., B.A., BAR-AT-LAW.
- B. T. DESAI, MR., B.A., LL.B.
- B. S. N. COOPER, MR., J.P.
- B. N. KARANJIA, MR., J.P.
- B. G. PARELKER, MR.
- BYRAMJEEJEEJEEBHOY, SIR, KT., J.P.
- CHIMANLAL MANCHUBHAI, MR.
- J. A. COLLACO, DR., L.M. & S., M.L.C.
- COOVERJI JETHABHAI SHAH, MR.
- D. N. SAHER, DR., L.M. & S., J.P.
- D. G. DALVI, MR., M.A., LL.B.
- D. S. BABREKAR, MR., B.A., LL.B.
- D. S. TYEBJEE, MR.
- JOS. ALBAN D'SOUZA, CAPT., B.A., L.M. & S., I.M.S., M.L.C., J.P.
- DOSTMAHOMED G. KHAIRAZ, MR.
- E. R. HIRJIBEHEDIN, MR., J.P.
- ALWYN EZRA, MR., F.R.G.S., F.Z.S., J.P.
- G. V. DESHMUKH, DR., M.D. (Lond.), F.R.C.S. (Eng.), M.L.A.
- GORDHANDAS GOCULDAS MORARJI, MR.
- GOVINDLAL SHIVLAL MOTILAL, RAJA BAHADUR.
- G. I. GRIFFITHS, MR., J.P.
- GULAM HUSEIN A. SINGLE, MR.
- HAJI ALIMAHOMED JALALUDDIN, MR., J.P.
- HAJI HASAMIBRAHIM, MR.
- HAJI SHAIK MEHERBAKSH HAJI KADER-BAKSH, KHAN BAHADUR, M.L.C., J.P.
- HARILAL J. VORA, MR.
- HARON TARMAHOMED NOORANI, MR.
- HOMI F. PAVRI, DR., M.C.P.S., M.B.B.S.
- HOSEINBHOY A. LALLJEE, MR.
- H. M. CHOWNA, MR., J.P.
- H. P. MODY, MR., M.A., LL.B., M.L.A.
- HUSEIN ABUBAKAR BAIGMAHOMED, MR.
- ISHWARDAS LAKHMIDAS, MR., J.P.
- ISMAIL MAHOMED JAFFER, MR.
- JAFFERBHOY A. LALLJEE, MR.
- JAGMOHANDAS K. MODI, MR., B.A.
- JAMNADAS M. MEHTA, MR., M.A., LL.B., BAR-AT-LAW.
- JAMSETJEE JEEJEEBHOY, SIR, BART.
- J. N. CHOKSY, DR., M.B.B.S.
- JEHANGIR B. BOMON-BEHRAM, SIR, KT., B.A., LL.B., J.P.
- KANJI DWARKADAS, MR., M.A., J.P.
- KARMALI IBRAHIM, KHAN SAHEB, M.B.E., J.P.
- K. F. NARIMAN, MR., B.A., LL.B.
- KHURSHED J. J. CURSETJI, DR., B.A., M.B.B.S., B. HY., M.R.C.S. (Eng.), L.B.C.P. (Lond.)
- K. H. GOREGAOKER, MR., B.A., LL.B., J.P.
- L. G. PRADHAN, MR., B.A., LL.B.
- L. R. TAIRSEE, MR., M.L.C.
- MAHOMED SULEMAN MITHA, MR., M.L.C., J.P.
- MAHOMEDBHAI A. MOONIM, MR.
- MAHOMEDBHOY IBRAHIMBHAI ROWJEE, MR.
- MALINIBAI B. SUKTHANKAR, DR., MRS., M.B.B.S., J.P.
- M. N. BALSARA, DR., L.M. & S., D.P.H. (Cantab.).
- M. V. MEHTA, DR., O.B.E., B.A., F.R.C.P., F.C.P.S., J.P.
- M. A. DABHOLKAR, MR., J.P.
- MANIBEN L. KARA, MISS.
- M. N. TALPADE, MR., B.A., LL.B.
- M. L. DAHANUKAR, MR.
- MOHAMED EBRAHIMSERANG, MR.
- MOHAMED I. CURTAY, KHAN BAHADUR, J.P.
- M. M. KILLEDAR, MR.
- MOHAMED UMER ABDOOL RASUL, MR.
- MOHAMED UMER RAJAB, MR.
- MOHAMEDALLY ALLABUX, MR., J.P.
- MOHANLAL M. DESAI, MR., B.A., LL.B.
- MORESHWAR. C. JAVLE, DR., J.P.
- M. V. DONDE, MR., B.A.
- E. MOSES, DR., M.B.B.S.
- M. D. VELKAR, DR., L. M. & S.
- M. J. DANDEKAR, MR.
- N. M. KALE, MR., B.A., LL.B., S.T.C.D.
- NANABHAI LUXMON, MR.
- MEYER NISSIM, MR., M.A., J.P.
- PHIROZE C. SETHNA, THE HON'BLE SIR, KT., O.B.E., J.P.
- POONSEY H. MEISHERI, DR., F.C.P.S., L.M. & S., J.P.
- PUNJABHAI THAKERSEY, MR.
- P. G. SOLANKI, DR., L.M. & S., M.L.C., J.P.
- RAJARAM K. VAIDYA, MR., B.A.
- RAMCHANDRA A. GOLE, MR.
- RAMCHANDRA M. BHAT, MR., O.B.E., J.P.
- R. S. ASAVALE, RAO BAHADUR, M.L.C., J.P.
- S. G. KENI, MR.
- SAYAJI BHUMAJI AWAR, MR., M.A., LL.B.
- SHANKAR SAMBHAJI GANGLA, MR., B.A.
- SHANTABAI DAUNDKAR, MISS, B.A., J.P.
- W. R. S. SHARPE, MR., M. INST. T., J.P.
- S. C. CAMBATA, MR., J.P.
- SHIVDAS C. THAKKAR, MR.
- SITARAM BHAURAM KENY, MR.
- S. C. JOSHI, MR., M.A., LL.B.
- S. K. BOLE, RAO BAHADUR, M.L.C., J.P.
- W. R. G. SMITH, MR., BAR-AT-LAW, J.P.
- A. SOARES, MR., M.A., LL.B.
- SOHRAB R. DAVAR, PROF., BAR-AT-LAW, J.P.
- SORAB P. MEHTA, DR., B.A., L. M. & S., J.P.
- SOONDERDAS MORARJI, MR.
- SULTAN M. CHINYOY, MR., J.P.
- SYED MUNAWAR, MR., B.A., M.L.C., J.P.
- VASANT S. VELINKAR, MR., B.A., BAR-AT-LAW.
- V. G. RAO, PROF., B.A., LL.B. (Cantab.), BAR-AT-LAW O.A., J.P.
- V. N. CHANDAVARKAR, MR., B.A. (Cantab.), BAR-AT-LAW, J.P.
- V. N. VEDAK, MR., B.A., LL.B.
- VITHALDAS D. GOVINDJEE, MR.
- C. P. G. WADE, MR.
- Y. G. PANDIT, MR.

I. H. TAUNTON, MR., B.A. (Cantab.), I.C.S., J.P., Commissioner; and A. V. SABNIS, MR., B.A., J.P., Secretary.

MEMBERS OF THE STANDING COMMITTEE FOR 1934-35.

M. A. KARANJAWALA, MR., M.A., LL.B., J.P., (Chairman).

C. W. E. ARBUTHNOT, MR., C.I.E., B.E., B.A. (R.U.I.), J.P.
 A. P. SABAVALA, MR., B.A., BAR-AT-LAW.
 J. A. COLLACO, DR., L.M. & S., M.L.C.
 JAFFERBHOYA LALLJEE, MR.
 K. H. GOREGAOKER, MR., B.A., LL.B., J.P.
 L. R. TAIRSEE, MR., M.L.C.
 MAHOMEDBHOY I. M. ROWJEE, MR.
 MOHANLAL M. DESAI, MR., B.A., LL.B.

R. M. BHAT, MR., C.B.E., J.P.
 W. R. G. SMITH, MR., BAR-AT-LAW, J.P.
 A. SOARES, MR., M.A., LL.B.
 SOHRAB R. DAVAR, PROF., BAR-AT-LAW, J.P.
 SORAB P. MEHTA, DR., B.A., L.M. & S., J.P.
 V. G. RAO, PROF., B.A., LL.B. (Cantab.), *BAR-AT-LAW, O.A., J.P.
 Y. G. PANDIT, MR.

MEMBERS OF THE IMPROVEMENTS COMMITTEE FOR 1934-35.

* S. K. BARODAWALLA, MR., J.P., (Chairman).

C. W. E. ARBUTHNOT, MR., C.I.E., B.E., B.A. (R.U.I.), J.P.
 B. G. PARELKAR, MR.
 JAFFERBHOYA LALLJEE, MR.
 † MOHANLAL M. DESAI, MR., B.A., LL.B.
 MEYER NISSIM, MR., M.A., J.P.
 POONSEY H. MEISHERI, DR., F.C.P.S., L.M. & S., J.P.
 P. G. SOLANKI, DR., L.M. & S., M.L.C., J.P.

RAJARAM K. VAIDYA, MR., B.A.
 R. M. BHAT, MR., C.B.E., J.P.
 S. G. KENI, MR.
 S. B. AWAR, MR., M.A., LL.B.
 W. R. S. SHARPE, MR., M. INST. T., J.P.
 S. K. BOLE, RAO BAHADUR., M.L.C., J.P.
 SULTAN M. CHINOY, MR., J.P.
 SYED MUNAWAR, MR., B.A., M.L.C., J.P.

* Was Chairman from 9-10-1934 to 31-3-1935.

† Was Chairman from 10-4-1934 to 1-10-1934.

MEMBERS OF THE SCHOOLS COMMITTEE FOR 1934-35.

KHADIJA SHUFFI, MRS., J.P., (Chairman).

ABDUL LATIF CURTAY, MR., J.P.
 *CASSUMALLY J. RAHIMTOOLA, MR.
 GULAM HUSEIN A. SINGLE, MR.
 HAJI HASHAMIBRAHIM, MR.
 KHURSHED J. J. CURSETJI, DR., M.B.B.S., B.H.Y., M.B.C.S., L.B.C.P.
 *LILAVATI V. VELINKAR, MRS., M.A.
 MALINIBAI B. SUKTHANKAR, DR. MRS., M.B.B.S., J.P.

M. N. TALPADE, MR., B.A., LL.B.
 M. V. DONDE, MR., B.A.
 *NALINIBAI V. DALVI, MRS., B.A., J.P.
 P. G. SOLANKI, DR., L.M. & S., M.L.C., J.P.
 R. A. GOLE, MR.
 R. S. ASAVALE, RAO BAHADUR, M.L.C., J.P.
 SHANTABAI DAUNDKAR, MISS, B.A., J.P.
 *V. C. SETALVAD, MR., B.A., LL.B.

* Non-Councillor Members.

9. Mr. H. K. Kirpalani, M.A., I.C.S., J.P., held charge of the office of the Municipal Commissioner upto 9th May 1934, when he went on leave upto 30th June 1934, when his term of office ended.

10. Mr. I. H. Taunton, B.A., I.C.S., J.P., officiated for Mr. Kirpalani during the period of his leave and was thereafter confirmed in the appointment.

11. Mr. S. A. Shete, B.A., J.P., held the office of the Deputy Municipal Commissioner throughout the year.

12. Mr. H. B. Shivdasani, M.A. (Cantab.), J.P., held the office of the Deputy Municipal Commissioner, (Improvements) throughout the year.

II.—Heads of Departments.

13. Mr. T. K. Roddan, M.Inst.M.&C.E., continued in his appointment of City Engineer upto 31st May 1934, after which he proceeded on leave preparatory to retirement on 10th July 1935 and Mr. N. V. Modak, B.E. (Bom.), A.M.I.C.E., M.I.E. (India), M.R.San.I. (Eng.), Deputy City Engineer was appointed to officiate as City Engineer in his absence.

14. Mr. E. A. Nadirshah, B.A., B.E., B.Sc. (Edin.), A.M.I.C.E., M.I.E. (India), F.I.S.E. (Lond.), Assistant Engineer 1st Grade, was appointed as officiating Deputy City Engineer *vice* Mr. Modak promoted.

15. Mr. N. S. Kowshik, B.A., J.P., Assessor and Collector, was on leave from 22nd to 31st March 1935 and Mr. S. N. Thosar, B.A., LL.B., Dy. Assessor and Collector, officiated for him during the period.

16. Capt. C. M. Flanders, V.S., R.A.V.C., Superintendent of Markets, was on leave from 14th to 29th September 1934, but no arrangement was made during the leave period.

17. Mr. K. P. Guzdar, Superintendent of Licences, was on leave from 1st December 1934 to 31st March 1935 and Mr. G. T. Patankar, Assistant Assessor, acted in his place during the period.

18. Mr. M. K. Variava, L.C.E., Chief Storekeeper, was on leave from 4th May 1934 to 9th June 1934 and Mr. D. D. Asli, Assistant Storekeeper, acted in his place during the period.

19. Mr. A. V. Sabnis, B.A., J.P., Municipal Secretary, was on leave from 16th April 1934 to 15th June 1934 and Mr. D. V. Nadkarni, Assistant Municipal Secretary, acted in his place during the period.

20. Mr. R. V. Parulekar, M.A., M. Ed. (Leeds), J.P., Secretary, Schools Committee, was on leave from 22nd May 1934 to 13th June 1934, but no arrangement was made during the leave period.

21. The following officers continued in their respective appointments throughout the year :—

Dr. Jivraj N. Mehta, M.D. (Lond.), M.R.C.P. (Lond.), Dean, King Edward VII Memorial Hospital and Seth Gordhandas Sunderdas Medical College.

Dr. J. S. Nerurkar, B.Sc., L.M. & S., D.P.H., Executive Health Officer.

Mr. M. R. Tambe, B.A., L.C.E., F.S.A.A., A.I.A., Chief Accountant.

Mr. W. A. Niven, A.M.I.C.E., M.I.E., Hydraulic Engineer.

Mr. E. G. Cameron, M.I.M.E., M.I.E.E., M.R.S.T., 1st Grade Assistant Engineer, Mechanical Branch.

Mr. N. Coombs, L.C.C. (England), Chief Officer, Fire Brigade.

Mr. P. M. Clubwalla, B.A., LL.B., Legal Assistant.

Mr. H. M. Abhyankar, L.C.E., Estate Agent.

Mr. D. N. Baria, L.C.E., M.I.E., Assistant Engineer, 1st Grade.

Mr. D. S. Laud, G.B.V.C., Superintendent of Gardens.

Mr. S. N. Chaubal, B.A., Town Duty Officer.

Mr. D. A. Pai, B.A., Curator, Victoria & Albert Museum.

III.—Financial.

22. While the previous year ended with a gloomy outlook, the year under report closes on a more hopeful note. Four successive years of deficit, abolition of the cotton duty to arrest the diversion of the Port trade, and the coagulation of international trade owing to intensive economic nationalism and the craving for self-sufficiency, gave ample grounds for anxiety. But although the year of report showed no appreciable improvement in world conditions, it marked a more hopeful outlook

General.

for the local textile industry. Some of the mills which had been closed were re-opened under new management, with the result that the proportion of idle machinery was reduced from 40 to 20 per cent. The percentage of looms working night shift also rose from 11 to 33 per cent. The industry enjoyed comparative relief from labour strikes. The position with regard to the Port trade also improved during the year. The volume of this trade increased by 3 per cent and its value by 8 per cent. Imports increased by 6.6 per cent, while exports decreased by 1.1 per cent. The competition of Kathiawar ports though less keen with regard to exports was particularly severe with regard to imports, which considered in terms of value increased in their case by 25 per cent. But this adverse situation is likely to improve if the negotiations of the Government of India with the maritime States of Kathiawar bear fruit. The prosperity of the local textile industry and of the Port trade constitutes the warp and woof of Municipal finance. The improvement recorded in the former, however, has not yet reacted to its full extent on the latter. The position of Municipal finances no doubt slightly improved during the year, as explained below; this was due more to the adoption of certain expedients than to any normal growth in the revenue.

23. According to the Budget Estimates, the income, expenditure and deficit for the year were estimated at Rs. 331.43 lakhs, Rs. 334.26 lakhs and Rs. 2.83 lakhs respectively. The actual income realised was Rs. 319.33 lakhs, and the expenditure incurred was Rs. 316.19 lakhs, so that the year ended with a surplus of Rs. 3.14 lakhs. Though the surplus made its reappearance for the first time after 4 years of deficit, it was not due to any natural improvement in the revenue, which on the contrary has received a permanent set-back of at least Rs. 8 to 9 lakhs on account of the abolition of the Cotton Duty during the year. The loss of this revenue made it necessary to appropriate for the first time towards revenue, the excess interest in the Sinking Fund amounting to Rs. 2.39 lakhs and to reduce by Rs. 6.73 lakhs the debt charges by extending the currency of the Development loans. Further, it became necessary towards the end of the year to defer as a temporary measure the provision of Rs. 0.70 lakh for depreciation and Rs. 1.40 lakhs for the contribution to the Renewal of Road Surfaces Fund. These exceptional steps have brought about the Surplus of Rs. 3.14 lakhs.

24. The actual income during the year, viz., Rs. 319.33 lakhs, shows an increase of Rs. 5.17 lakhs over that of the previous year, viz., Rs. 314.16 lakhs. The total increase was Rs. 20.67 lakhs against which there were decreases amounting to Rs. 15.50 lakhs. The main increases were in respect of General Tax Rs. 11.24 lakhs due to increase in the rate from 11 to 12 per cent, Tobacco Duty Rs. 1.11 lakhs, Water Works Rs. 0.30 lakh, Education (Primary) Rs. 0.29 lakh, Street Cleansing and Conservancy Rs. 0.69 lakh, Roads, Drains and Sewers Rs. 1.16 lakhs, Markets and Slaughter Houses Rs. 0.22 lakh and Extraordinary Receipts Rs. 5.19 lakhs. The main decreases were in respect of Cotton Duty Rs. 8.85 lakhs (due to its abolition) and Buildings, Land Acquisition and Management Rs. 6.27 lakhs, of which Rs. 6.03 lakhs are due to smaller proceeds from the sale of land.

25. The actual expenditure for the year, viz., Rs. 316.19 lakhs shows a decrease of Rs. 9.33 lakhs over that of the previous year, viz., Rs. 325.52 lakhs. The total increases in expenditure amounted to Rs. 1.86 lakhs, viz., Rs. 0.20 lakh under General Supervision, Rs. 0.46 lakh under Water Works, Rs. 0.25 lakh under Fire Brigade, Rs. 0.55 lakh under contribution towards Improvement Schemes, Rs. 0.37 lakh under Provident Fund, Pensions, &c., and Rs. 0.3 lakh under other heads. Against these, the decreases in expenditure amounted to Rs. 11.19 lakhs, viz., Rs. 0.27 lakh under Education (Primary), Rs. 0.60 lakh under Street Cleansing and Conservancy, Rs. 0.36 lakh (Rs. 1.81 lakhs—Rs. 1.45 lakhs on account of

transfer of Debt Charges from XIV—Markets) under Roads, Drains and Sewers, Rs. 1.09 lakhs under Mechanical, Rs. 7.18 lakhs (of which Rs. 6.73 lakhs are due to the extension of the currency of the loan for Development Schemes) under Buildings, Land Acquisition and Management, Rs. 1.46 lakhs (Rs. .01 lakh + Rs. 1.45 lakhs on account of transfer of Debt Charges to VIII—Roads, Drains and Sewers) under Markets and Slaughter Houses and Rs. 0.23 lakh under other heads.

26. The incidence of taxation per head for the year comes to Rs. 22-14-10 against Rs. 22-7-7 for the preceding year.

Incidence of Taxation.

27. The net unhypothecated Surplus Cash Balance on 31st March 1935 (including the minimum required by law), was Rs. 10.15 lakhs against Rs. 6.89 lakhs on 31st March 1934, there being an increase of Rs. 3.26 lakhs of which Rs. 2.10 lakhs are on account of the temporary deletion of the provisions for depreciation and contribution to the Renewal of Road Surfaces Fund.

Surplus Cash Balance.

28. The balance of stock including surplus and obsolete stores on 31st March 1935 was valued at Rs. 5.93 lakhs against Rs. 6.10 lakhs at the close of 1933-34, showing a decrease of Rs. 0.17 lakh.

Stores on hand.

29. The total amount of grants (including renewed and additional grants) was Rs. 338.95 lakhs, while the expenditure amounted to Rs. 31.619 lakhs, leaving an unexpended balance of Rs. 22.76 lakhs. Out of this, grants aggregating Rs. 3.07 lakhs were required to be renewed for expenditure in 1935-36 while Rs. 19.69 lakhs were treated as savings. Out of Rs. 19.69 lakhs, Rs. 6.73 lakhs are due to the reduction in Debt Charges on account of the extension of the currency of the loan for Development Schemes and Rs. 2.10 lakhs due to expenditure deferred.

30. Additional grants sanctioned during the year aggregated Rs. 0.45 lakh against Rs. 0.76 lakh in 1933-34.

31. The expenditure on Capital Works during the year amounted to Rs. 5.55 lakhs.

Loan Works Expenditure.

32. No loan was raised during the year as the expenditure on Capital Works was financed by taking advances from the Special Funds.

Loan floated during the year.

33. Reduction of debt during the year amounted to Rs. 34.12 lakhs. The loan liabilities of the Corporation at the close of the year stood at Rs. 1,665.35 lakhs. The total Sinking Fund upto 31st March 1935 was Rs. 3,30.12 lakhs and was held

Loan Liabilities.
as under :—

	Rs.
Public Securities of the Market value of	3,26,23,108
Cash with the Imperial Bank of India	230
Interest accrued on the above securities upto 31st March 1935	3,88,624
Total ..	3,30,11,962

34. A comparison of the net revenue and the net expenditure for 1933-34 and 1934-35 is shown below in accordance with Standing Committee Resolution No. 12212, dated 3rd February 1892 :—

Particulars.	1933-34.	1934-35.
	Rs.	Rs.
Net revenue after deducting refunds, drawbacks and charges in respect of assessment and collection and granting of refunds—		
General Tax	1,19,13,764	1,30,40,108
Town Duties	12,75,662	12,62,854
Cotton Import Duty	8,86,189	758
Music, etc., and Liquor Licenses and Tobacco Duty ..	4,00,293	5,11,904
Returns from Property and Miscellaneous	10,41,017	10,79,830
Wheel Tax and Tolls	10,57,393	11,46,683
Fire Tax	2,57,584	2,38,540
Markets and Slaughter Houses	4,94,332	6,59,483
Licensing and Removal of Encroachments, etc. .. .	2,47,618	2,49,227
Contribution from Capital Funds to Revenue on account of Loan Works staff	27,906	21,258
Extraordinary receipts	4,57,880	9,76,489
Total ..	1,80,59,638	1,91,87,134
Deficit ..	11,35,628
Total ..	1,91,95,266	1,91,87,134
Net expenditure after deducting receipts—		
General Superintendence	4,13,382	3,47,423
Water Works	2,69,190	2,86,506
Education, Primary	26,10,715	25,54,629
Education, Secondary	50,268	48,796
Public Health Department	8,64,210	8,74,690
Medical Relief and Education	19,79,019	19,60,685
Street Cleansing and Conservancy, Road Watering and Halalkhore Service	Cr. 2,00,458	Cr. 3,29,798
Roads, Drains and Sewers (including Public Lighting) ..	57,95,179	57,71,006
Mechanical	11,33,706	10,17,487
Buildings, Land Acquisition and Management	15,08,746	14,01,900
Gardens and Open Spaces	3,97,414	3,83,631
Miscellaneous	1,40,326	2,30,832
Contribution towards Improvement Schemes	32,84,740	33,39,679
Provident Fund, Pensions, Gratuities and Compassionate allowances	9,48,829	9,85,621
Total ..	1,91,95,266	1,88,73,087
Surplus	3,14,047
Total ..	1,91,95,266	1,91,87,134

Improvement Schemes.

GENERAL ACCOUNT.

35. The income, expenditure and deficit for the year as per Budget Estimates were Rs. 97.88 lakhs, Rs. 112.01 lakhs and Rs. 14.13 lakhs respectively, the corresponding actuals being income Rs. 98.51 lakhs, expenditure Rs. 112.36 lakhs and the deficit Rs. 13.85 lakhs.

Estimates and Actuals
of Income and Expendi-
ture.

36. The actual income for the year, *viz.*, Rs. 98.51 lakhs shows an increase of Rs. 1.15 lakhs over that of the preceding year, *viz.*, Rs. 97.36 lakhs. The main items contributing to the increase were (1) Rents and other proceeds of properties Rs. 1.73 lakhs and (2) Municipal Contribution towards Improvement Schemes Rs. 0.55 lakh, partly set off by a decrease of Rs. 0.47 lakh under Tobacco Duty and of Rs. 0.65 lakh under Interest and Profit on Investments.

37. The actual expenditure for the year, *viz.*, Rs. 112.36 lakhs shows an increase of Rs. 2.25 lakhs over that of the previous year *viz.*, Rs. 110.11 lakhs. The increase is due to the revised method of allocation of the cost of Management and Establishment between General and Capital Account.

Capital Account.

38. The expenditure on Capital Works during the year amounted to Rs. 1.30 lakhs.

39. No loan was raised during the year as the balance in the Capital account proved sufficient to finance the expenditure incurred.

40. Reduction of debt during the year amounted to Rs. 0.17 lakh. The loan liabilities of the Improvement Schemes at the close of the year stood at Rs. 1,721.51 lakhs. The total Sinking Fund required upto 31st March 1935 was Rs. 190.53 lakhs but the actual value was Rs. 213.12 lakhs as under:—

	Rs.
Public Securities of the market value of	2,11,56,450
Cash with the Imperial Bank of India	390
Interest accrued on the above Securities upto 31st March 1935	1,55,932
Total Rs. . .	2,13,12,772

IV.—Assessment and Collection.

41. The General Tax was raised from 11 to 12 per cent during the year in fulfilment of the Corporation's engagement to raise their contribution to C. I. Trust funds from 2 per cent to 3 per cent, from the date of the amalgamation of that body with the Municipality. The rates of taxation otherwise remained unaltered, that is Fire Tax remained at $\frac{1}{2}$ per cent, Water Tax at $3\frac{1}{2}$ per cent, and Halalkhore Tax at 3 per cent. There was also no variation in the rates for the supply of water by meter measurement.

42. The number of properties registered in the Assessment Book at the close of the year rose from 47,749 to 48,241. This increase was due to an increase in the number of buildings from 37,402 to 38,069, and in the number of salt-pans from 68 to 70. Lands including tanks registered a fall from 10,279 to 10,102. Properties newly erected, demolished and enlarged numbered 1,055, 717 and 628 respectively against 1,053, 1,013 and 887 in the preceding year. Out of the total number of properties in the city, 37,688 were assessed to General Tax, 1,358 were exempted and 7,729 were not taxed, being small plots of waste land. The latter, however, do not include waste lands belonging to Government, the Port Trust and the Railways which are separately assessed. The number of Municipal properties exempted from assessment was 1,466.

43. The net demand in respect of property taxes was Rs. 272.75 lakhs, collection Rs. 236.44 lakhs, and outstandings at the close of the year Rs. 36.31 lakhs against Rs. 254.75 lakhs, Rs. 225.72 lakhs and Rs. 29.03 lakhs respectively in the preceding year. The net demand in respect of Wheel Tax amounted to Rs. 8.58 lakhs and collection to Rs. 7.65 lakhs, leaving an amount of Rs. 0.93 lakh unrecovered at the close of the year against Rs. 8.16 lakhs, Rs. 7.27 lakhs and Rs. 0.90 lakh in the preceding year. Of the aggregate outstandings at the end of the year viz., Rs. 37.24 lakhs, Rs. 5.91 lakhs were due from Government, Rs. 6.53 lakhs from the G. I. P. Railway, Rs. 2.86 lakhs from the B. B. & C. I. Railway, Rs. 1.71 lakhs from the Mills, Rs. 0.39 lakh from the Port Trust, Rs. 0.40 lakh from the Improvement Accounts and Rs. 19.45 lakhs from other rate-payers. Some of these outstandings were only technical. Government for some years past have been paying their dues in arrear, and accordingly did so after the close of the year; the amounts outstanding against the two railways had accumulated for the past three years on account of their complaints against the revised values which had not been finally settled before the close of the year; the outstandings from the Mills were mainly due from the Currimbhoy group which went into voluntary liquidation, but legal action for recovery was in progress. The outstandings from the Port Trust were in respect of structures erected by their tenants on monthly tenancy and according to an agreement reached recently they are recoverable from the Trust when the Award for the current quinquennium is finally settled. The outstandings in respect of Improvement schemes were only a matter of departmental adjustment; out of the outstandings of Rs. 19.45 lakhs due from other rate-payers, Rs. 2.51 lakhs were subject-matter of suits and recoverable after they were disposed of, Rs. 0.61 lakh payable by the Court Receiver and Official Assignee, Rs. 0.15 lakh was being recovered in monthly instalments owing to the financial difficulties of the parties. Thus outstandings of Rs. 20.75 lakhs were actually beyond the control of the ward staff. Nevertheless, it is a matter for gratification that the total outstandings of Rs. 37.24 lakhs were reduced to Rs. 21.70 lakhs by the end of June 1935. The percentage of outstandings to the net demand was thus 13.2, but it is reduced to 5.8 if consideration is given to factors beyond the control of the ward staff.

44. The number of claims for 1/5th Drawback amounted to 10,366 and the rebate allowed in respect thereof to Rs. 3.75 lakhs against 9,959 claims and Rs. 3.41 lakhs rebate granted in the previous year. Refund of taxes was allowed in 2,777 cases involving an amount of Rs. 3.63 lakhs against Rs. 5 lakhs in the preceding year. The drawbacks and refunds together amounted to 2.62 per cent., of the net demand.

45. The rateable value of properties in the City at the close of the year was Rs. 1,308.88 lakhs against Rs. 1,289.40 lakhs at the end of the previous year. This increase was due not merely to the construction of additional buildings in the City but also to the revision of assessment which in 32 cases exceeded the previous valuation by Rs. 2,000, raising the aggregate value in respect thereof by Rs. 1.92 lakhs. Owner-occupied properties received careful attention. These properties numbered 894 and the increase of rateable value in their case by systematic revision since 1929 was Rs. 3.72 lakhs. There were 1,016 complaints against assessments amounting to Rs. 51.38 lakhs gross fixed during the currency of the year; on investigation these assessments were reduced to Rs. 45.76 lakhs. There were also 5,572 complaints against original assessments amounting to Rs. 251.01 lakhs gross; on investigation these assessments were reduced to Rs. 233.27 lakhs. The percentage of reductions in these cases amounted to 10.93 and 7.06 respectively against 9 and 7.39 in the preceding year.

46. Collection of the Riot Tax in respect of riots that took place between the years 1929 and 1933 was in progress. Out of the total amount of Rs. 28.50 lakhs to be collected Rs. 11.14 lakhs were recovered up to the end of the year. The number

of bills issued during the year in this respect was 22,643 and the amount collected during the year was Rs. 5.10 lakhs. This arduous work was performed by the staff in addition to their normal duties without extra remuneration.

47. The amount of exemptions allowed in respect of General Tax on properties entitled to such exemption was equivalent to Rs. 10.37 lakhs against Rs. 9.18 lakhs in the preceding year. The remission on account of trade depression offered to mills at 10½ per cent was equivalent to Rs. 1.52 lakhs. The mills were not satisfied however and went in appeal to the Chief Judge of the Small Causes Court, who recently ruled that the gross annual letting value should be arrived at on the basis of the floor area at the rate of Rs. 3 per month per 100 square feet for the main buildings and Rs. 2 per month per 100 square feet for sheds, godowns, etc. The full implications of this judgment will be clear when the areas of the mill premises are measured.

V.—Town Duties.

48. There was no alteration in the rates at which town duties were levied during the year. The gross collections and refunds amounted to Rs. 23.74 lakhs and Rs. 9.36 lakhs respectively against Rs. 24.62 lakhs and Rs. 9.69 lakhs in the preceding year. There was thus a net fall of Rs. 0.55 lakh in the receipts. This fall occurred in the receipts from Sugar and Ghee substitutes, other items in the Schedule recording some improvement. The fall in the Sugar receipts was partly due to the diversion of trade to Kathiawar Ports, partly to the direct landing of sugar consignments at ports between Bombay and Ratnagiri, partly to the local manufacture of Lissa Sugar which reduced the exports of that variety from Japan and China, and partly to the establishment of sugar factories in Western India which reduced foreign imports. The fall in receipts from Ghee-substitutes was due to reduced import of these articles on account of the fall in the price of indigenous ghee, to the starting of two factories in Bombay for the manufacture of these products, to the fact that adulteration of ghee with these products was largely prevented by the vigilance of the Public Health Department, and to the adverse customs duties imposed on them. The total number of refund claims was 37,122 against 34,497 in the preceding year. Proposals for the revision of the Town Duty Schedule were considered by the Law, Revenue and General Purposes Committee and some modifications suggested. A revised schedule has since been submitted and is under the consideration of the Committee. The Town Duty on cotton, which was being levied since 1921, was abolished during the year in order to meet the competition of rival ports in this trade; the loss to the Municipality on this account was Rs. 8.17 lakhs on the average of the receipts for the three previous years.

49. This Department continued to be entrusted with election work. During the year a house to house census was carried out to enrol voters for the General Elections for the triennium 1935-36 to 1937-38. The poll was held on 22nd January 1935. The elections evoked keen interest and the polling averaged 74 per cent. of the electorate. Seven election appeals were filed, 6 in respect of 'B' Ward and 1 in respect of 'E' Ward election. All of them were pending at the close of the year, but have since been decided with the result that the election in 'B' Ward was set aside. Consequently fourteen of the retiring Councillors of the Ward who expressed willingness to serve were deemed to be re-elected under Section 34(1) of the Municipal Act and the vacancy of one who did not wish to continue was filled by election by the Corporation under Section 34(2). The remaining seat was filled recently by a fresh ward election.

VI. Public Works.

ARCHITECTURAL BRANCH.

50. The total number of Municipal and ex-Trust properties was 2,177; of these 542 originally belonged to the Municipality, 243 were acquired in connection with Municipal development schemes and the rest belonged to the ex-Trust. 27 buildings out of

Repairs and Maintenance
of Municipal and ex-Trust
buildings.

the above were demolished during the year being either in unsound condition or absorbed in development schemes. The rates of petty-works contractors for repairs and painting were lower than in the preceding year. The cost of all such works carried out through contract amounted to Rs. 1.68 lakhs. The preparation of the inventory of Municipal properties was resumed during the year. The work was begun in 1928 by a special staff, who had finished the registration of properties from 'A' to 'F' Wards when their term expired. It could not be continued for want of funds, and remained in abeyance since 1930; it was, however, resumed during the year by deputing some of the permanent staff for the purpose. After registration of properties in 'G' Ward and revision of the lists in other Wards necessitated by the lapse of time, the valuation of properties will be taken in hand.

BUILDINGS BRANCH.

51. The number of applications received during the year for erection or alteration of buildings was 3,095 against 2,967 in the preceding year. The number of applications for new construction has been steadily increasing of the last few years and during the year it reached the maximum during the last quinquennium. The number of one-room tenements constructed during the year was 3,972, of two-room tenements 1,320 and of blocks 1,131, against 3,599, 866 and 1,207 respectively in the preceding year. Against this should be set off the number of tenements demolished, *viz.*, one-room 1,287, two-room 116 and blocks 111. The number of prosecutions launched against house-owners for enforcement of building regulations was 2,779, of which 2,031 were withdrawn on compliance with requisitions, 188 resulted in conviction and 560 were either postponed or not taken up for hearing, against, 2,585 prosecutions, 1,645 withdrawals, 67 convictions and 873 postponed or unheard cases in the previous year. The Building Bye-laws which have been in force since 1919 were found to be defective in some respects and their revision was therefore taken in hand.

52. Set-backs valued at Rs. 0.69 lakh were acquired and paid for during the year, against Rs. 1.62 lakhs in the preceding year. The liability outstanding in respect of set-backs sanctioned was Rs. 9.38 lakhs against Rs. 10.15 lakhs in the previous year. The total number of stall-board and weather frame projections permitted during the year was 4,495 and the fees recovered amounted to Rs. 0.82 lakh against 3,491 and Rs. 0.70 lakh in the preceding year, showing an increase of 19 per cent. in the revenue.

MECHANICAL BRANCH.

53. The turnover of the Workshops was valued at Rs. 1.81 lakhs against Rs. 1.76 lakhs in the preceding year. Of this about 47 per cent was for the cost of materials used on jobs and 53 per cent on labour and supervision. The number of jobs carried out was 3,990 against 3,999 in the preceding year. The mechanical transport of the Municipality consisted of 87 motor vehicles the running cost of which was Rs. 3.99 lakhs.

54. During the year, one more electrically driven vertical spindle pump was installed at Love Grove as those previously installed proved economical and efficient. The total working cost of the Love Grove Pumping Station was Rs. 1.61 lakhs against Rs. 1.76 lakhs in the preceding year, showing a reduction of Rs. 0.15 lakh. The cost in terms of sewage pumped works out at Rs. 7½ per million gallons. Since the substitution of electric for steam pumps the working cost of the Pumping Station has been reduced by nearly 34 per cent although the quantity of sewage pumped has increased by 50 per cent. The electric pumps kept the average height of the sewage in the detritus chamber at a low level thus permitting a free outfall at all states of the tide. The conversion of privies and the night working of some of the mills helped to

equalise the flow of the sewage. The toe of the outfall sewer at Love Grove having shown signs of damage was examined by Port Trust experts and a report was obtained, which is under consideration. The cost of the pumping Stations at Matunga, Poibavdi and Purbhadevi was Rs. 0.29 lakh. The electrically driven air compressor stations installed last year at Fergusson Road and Victoria Gardens fulfilled expectations; the running cost amounted to about Rs. 1 lakh. A Rotary Air Compressor Station was installed at Warden Road during the year. The installation of new pumps at Love Grove and the decentralisation of Compressor Stations resulted in a saving of Rs. 1.52 lakhs per annum. All the 20 ejector stations in the city worked satisfactorily.

WORKS BRANCH.

I.—Construction.

55. The cost of road etc., works carried out by contract and departmentally amounted to Rs. 3.34 lakhs and Rs. 0.76 lakh respectively against Rs. 7.77 lakhs and Rs. 0.64 lakh in the preceding year.

Cost of Works.

56. The working of the stone-crushers at Sewri and Love Grove resulted in a net profit of Rs. 4,229 against Rs. 27,824 in the preceding year, the fall being due to lower rates being charged for metal during the year.

Stone crushers.

57. Out of 222 miles of roadway in the city, 44.286 miles have been asphalted, 32.802 miles being done by the Municipality and the rest by the City Improvement Trust. The length of roadway asphalted by the Municipality during the year was 1.968 miles and the net cost thereof amounted to Rs. 1.43 lakhs. The Trust section did not carry out any asphaltting during the year.

Road construction.

58. Action for the improvement of 58 private streets was taken during the year and 5 were declared public, as against 57 and 6 respectively in the preceding year. The total expenditure incurred on this account was Rs. 4,073 and recoveries including amounts due from previous years amounted to Rs. 43,469 against Rs. 11,819 and Rs. 55,337 respectively in the preceding year. Action with regard to the improvement of several private streets had to be deferred as trade depression had impoverished the frontagers.

Private Streets.

II.—Maintenance.

59. Of the 142 miles of pipe sewers, 142.69 miles were cleaned, some sewers being cleaned more than once; of the 17.18 miles of main ovoid and circular sewers 14.08 miles were scraped and out of 195 miles of storm water drains 20.38 miles were cleared of silt. The total expenditure on this account amounted to Rs. 2.44 lakhs against Rs. 2.49 lakhs in the preceding year. The cost of repairs and maintenance of water-bound roads, katcha footpaths and roadside trees was Rs. 0.50 lakh against Rs. 1.11 lakhs in the preceding year. The fall is due to a smaller area being repaired and patched up during the year. The total expenditure on bituminous operations amounted to Rs. 3.68 lakhs against Rs. 3.57 lakhs in the preceding year.

Drains and Sewers.

60. The amount of fees collected for occupation of roads with building materials and scaffoldings was Rs. 0.26 lakh and that collected in respect of other occupations was Rs. 0.41 lakh. The latter is exclusive of rent for tram tracks and way-leave in respect of telephone wires which amounted to Rs. 0.66 lakh and Rs. 0.67 lakh respectively.

Roadside lettings.

61. During the year 8 traffic islands were laid out to improve the flow of traffic and provide safe crossings for pedestrians at wide junctions. At some of these islands parking of motor cars within was allowed in order to leave the roadway free for traffic. Further construction of such islands was stopped as the Municipal liability for their cost was questioned and is now under investigation.

Traffic Islands.

62. The following statement shows the number of lamps under each class, the expenditure incurred thereon for the year of report compared with the preceding year:—

Public Lighting.

Lamps.	1933-34.		1934-35.	
	No.	Cost. Rs.	No.	Cost. Rs.
Gas	7,094	6,17,154	7,155	6,15,875
Electric	1,439	2,73,497	1,455	2,61,646
Bannister	180	38,792	154	38,574
Kerosine Oil	20	708	20	710
	8,733	9,30,151	8,784	9,16,805

In addition to this amount, Rs. 0.79 lakh were spent on erecting new lamps and improving others. The total cost on lighting was thus Rs. 9.96 lakhs against Rs. 9.60 lakhs in the preceding year.

63. Plans and estimates amounting to about Rs. 24 lakhs for the sewerage scheme for the North of the Island were approved in 1933. During the year under review it was proposed to take up (1) remodelling of the existing Pumping Station at Matunga, (2) laying of the rising main from the Matunga Pumping Station to the Purification works, (3) purification works which involved (a) acquisition of land, (b) construction of R. C. C. purification tanks and installation of machinery thereon, (c) chemical laboratory, and (d) servants quarters. As the work in connection with No. (1) depended upon the kind of pumps to be installed, which had not been decided, it could not be undertaken during the year. The work in connection with No. (2) was undertaken and by the end of the year 3,500 ft. of pipe line was laid. As regards 3 (a) out of 8 acres of land required 5.81 acres were acquired. No. (3) (b) was slightly delayed owing to some modifications in the original proposals; but before the close of the year revised proposals were approved and an order was placed with the contractors to proceed with the work at a cost of Rs. 4.82 lakhs. Works in connection with (3) (c) and (d) were in progress.

Sewerage Scheme for the North of the Island.

VII.—Estate and Land Management.

64. No new scheme was notified during the year. Out of 13 acquisition cases outstanding at the beginning of the year, 2 cases were disposed of and one was withdrawn. Out of the remaining 10 cases, Government have sanctioned withdrawal of 2 and the Corporation of 3. This leaves only 5 cases to be dealt with. The compensation estimated to be paid in these cases is Rs. 0.15 lakh. Sixteen references were pending in the High Court in respect of damages claimed for denotification of properties at Dharavi and Worli. The total claim in this behalf amounts to Rs. 28.10 lakhs.

Acquisition Cases and High Court References.

65. The area of developed land permanently leased increased from 24.27 lakhs sq. yds., to 25.42 lakhs sq. yds., and the rent thereof from Rs. 26.4 lakhs to Rs. 27.2 lakhs. The area remaining to be leased was 12.77 lakhs sq. yds., against 13.83 lakhs sq. yds., in the preceding year. The area of undeveloped land was reduced from 73.87 lakhs sq. yds., to 73.84 lakhs sq. yds. The net

Changes in the Trust Estates.

result at the end of the year was that out of 2,879 acres vested in or acquired by the Trust about half remained to be developed, and of the developed area about one-third remained to be leased.

66. The new residential accommodation made available on Improvement Trust Estates during the year excluding shops, etc., amounted to 2,144 tenements of which 2,137 were provided by lessees. The total number of tenements provided hitherto in all the Trust Estates, including those erected by the Development Department and Mills was 53,469, while the number demolished was 34,323. A large number of rooms in the post-war Trust chawls remained vacant in spite of reduction in rents, while pre-war chawls appeared to be favoured as the vacancies were few. The policy of housing Municipal menial staff in the Trust chawls to reduce vacancies therein was continued, with the result that the number of rooms so taken up increased from 171 to 248.

67. The demand for land remained brisk during the year. The number of plots let during the year was 151, the area thereof was 1,19,829 square yards, and the value Rs. 19.31 lakhs. Three plots comprising .06 acre were sold outright for Rs. 2,138. As against this 6 plots were resumed. The total number of plots disposed of upto the end of the year was 2,136 comprising an area of 564.44 acres, valued at Rs. 681.16 lakhs and yielding an annual rent of Rs. 27.17 lakhs, against 2,000 plots comprising an area of 511 acres valued at Rs. 662.67 lakhs and yielding an annual rent of Rs. 26.40 lakhs at the end of the previous year.

68. The net number of acquired or surrendered buildings at the end of the year was 950 containing 6,932 tenements against 979 containing 7,240 tenements at the end of the preceding year. The rent realised from these buildings amounted to Rs. 6.83 lakhs against 7.37 lakhs in the preceding year. Rents from temporary structures amounted to Rs. 2.73 lakhs against Rs. 2.61 lakhs in the preceding year. Rents from letting of lands for cultivation rose from Rs. 0.44 lakh to Rs. 0.48 lakh; while those from lands let out for storing materials fell from Rs. 0.23 lakh to Rs. 0.09 lakh. The total revenue under all these heads thus amounted to Rs. 10.13 lakhs against Rs. 10.65 lakhs, the fall being mainly due to demolition or sale of some structures and reduction of rents in others. The total number of rooms in Trust chawls was 10,074 and their full letting value was Rs. 9.64 lakhs. As against this, the net demand after making allowance for vacancies was Rs. 8.41 lakhs and the collection came to Rs. 8.12 lakhs or 96.45 per cent against 96.25 per cent in the preceding year. The net demand in respect of rooms in the semi-permanent sheds was Rs. 1.15 lakhs and the rents collected amounted to Rs. 1.11 lakhs or 97 per cent. against 96.07 per cent. in the preceding year. The percentage of outgoings to the full letting value of chawls was 49.54 against 48 in the preceding year, of which 11.89 per cent was due to vacancies, 17 per cent to rates and taxes, 8.52 p. c. to repairs and maintenance, 7.50 p. c. to cost of management and 4.46 p. c. to sanitary and other staff, etc. The net annual income from permanent chawls was Rs. 4.87 lakhs (or 3.28 per cent. of the capital cost) while the interest and Sinking Fund charges amounted to Rs. 8.67 lakhs showing a loss of Rs. 3.8 lakhs during the year, which is equivalent to Rs. 37.74 per room per annum against Rs. 35.67 in the preceding year.

69. The total revenue demand including arrears was Rs. 63.55 lakhs, collections amounted to Rs. 48.62 lakhs and writes off to Rs. 0.43 lakh leaving arrears of Rs. 14.50 lakhs. The corresponding figures for the previous year were Rs. 62.48 lakhs, Rs. 48.44 lakhs, Rs. 0.99 lakh and Rs. 13.05 lakhs. The arrears thus amounted to 22 per cent. of the total demand against 20 per cent. in the preceding year.

70. During the year owing to the increasing number of the tenants in arrears a special request was made to the Chief Judge of the Small Causes Court to allow 20 suits to be filed per day against 10 as hitherto. This request was granted and as a result the number of ejectment suits filed rose to 2,692 against 1,184 in the preceding year.

Legal.

71. The demand for Municipal land continued and about 43,771 square yards were sold for Rs. 10.97 lakhs against 49,037 square yards for Rs. 11.11 lakhs in the preceding year. Out of the plots sold, 5 were from the Hornby Road Ballard Pier Scheme and the price fetched by them was Rs. 3.84 lakhs.

Sale of Municipal Lands.

72. The net demand in respect of rents from Municipal properties acquired in connection with development schemes was Rs. 4.87 lakhs, which together with arrears for the previous years amounted to Rs. 7.25 lakhs against Rs. 5.02 lakhs and Rs. 7.22 lakhs in the preceding year. The collections amounted to Rs. 4.70 lakhs (65 per cent.) writes off Rs. 0.13 lakh (2 per cent.), leaving arrears of Rs. 2.42 lakhs (33 per cent.), against about 67 per cent., 1 per cent. and 32 per cent. respectively in the preceding year. The position with regard to outstanding was rendered difficult by unemployment and the depression in trade from which the city had not fully recovered.

Rents and Outstandings of Municipal properties.

VIII.—Water Works.

73. The water supply during the year was drawn entirely from Tansa and Vehar lakes, Tulsi remaining as a standby. Water from Powai lake was not used as it was not potable. The quantity of water drawn from the former lakes was 32,622 million gallons of which Tansa supplied 27,979 million gallons, that is about 86 per cent. and Vehar 4,643 million gallons, that is about 14 per cent. The daily average supply was 89.37 million gallons against 86.77 million gallons in the preceding year. Of this 2.54 million gallons per day were given to the suburbs against 2.37 million gallons per day in the previous year. The average daily supply to the City *per head for all purposes* increased from 72.67 gallons to 76.94 gallons. It will be seen that the draw off both in the City and the suburbs appreciably increased and if despite this improvement there were complaints of short supply, the cause must be found elsewhere, *viz.*, waste, larger number of tappings, which increased during the year from 37,296 to 38,520, and perhaps to some extent defects in the distribution system, which are being set right as funds permit.

Water Supply.

74. The rainfall at all the lakes was on the whole satisfactory; at Tansa it fell below the quinquennial average by 6 per cent, at Vehar, Tulsi and Powai it exceeded it by 23 per cent, 16 per cent, and 13 per cent, respectively. Tansa and Vehar overflowed during August and September, while Tulsi and Powai overflowed also in July.

Rainfall.

75. Gauge readings of the flow of the Vaitarna River in connection with the Vaitarna Diversion scheme continued to be taken during the monsoon. 33 bursts on the water mains system were attended to against 27 in the preceding year; of these only 3 were of major importance. 16,378 leaks were detected and repaired against 17,989 in the preceding year. About 739 miles of water mains were tested for leakage.

Miscellaneous.

IX.—Fire Brigade.

76. Important events during the year were a visit paid by H. E. the Governor to the Head quarters on 27th April 1934 and by His Worship the Mayor with the Members of the Corporation on 2nd March 1935, on both of which occasions a display was given.

Outstanding events.

77. The number of Fire Brigade Stations in the City is 10. Proposals for building additional stations or shifting some of the existing ones to more suitable sites could not be taken up for lack of funds. Three new Petrol Fire Engines were added to the fleet and 4 steam engines were put out of commission.

78. The Brigade answered 527 calls and covered 2,362 miles against 496 calls and 3,272 miles in the previous year. The approximate quantity of water used in extinguishing fires was 18,984 tons against 12,948 in the preceding year. Of the 527 calls attended by the Brigade, 284 were in respect of fires, 6 for rescue operations and 84 false alarms. The balance is accounted for by the fact that at times there were more than one call for the same fire. The number of lives lost by fire was 25 and the estimated loss of property was Rs. 11.01 lakhs showing an increase of Rs. 1.28 lakhs over that of the preceding year. Of this, loss to the extent of Rs. 7.24 lakhs was covered by insurance.

79. The number of fire alarms in the City was 180 of which 26 were private. 58 per cent of the calls were received through this source against 60 per cent in the preceding year. 6 persons were arrested for wrongful interference with these apparatuses, of whom 3 were found mentally defective and let off and 3 were either imprisoned or fined.

80. The number of ambulances in charge of the Brigade continued to be 6. They attended 357 calls in respect of accidents, 719 maternity cases and 1,543 hire calls against 378, 369 and 1,387, respectively in the previous year. The increase in the calls in respect of maternity cases is noticeable. The ambulances conveyed 2,747 persons and covered 20,053 miles. The hire receipts amounted to Rs. 9,340 against Rs. 8,750 in the preceding year.

X.—Public Gardens.

81. Thirteen gardens, 32 recreation grounds or open spaces, 2 fountains, 2 band stands and the Queen's Statue opposite the old C. I. Trust Office, were maintained during the year. The C. P. Tank garden which was closed since the last riots was given to Government for locating a Police Station in it in exchange for a Government plot at Bapty Road which the Municipality had leased for installing an incinerator. The directed games at Mastan Shah Tank, Gilder Tank and the Willingdon Memorial Playground under the supervision of the Y. M. C. A. continued to be popular.

82. There were 62 band performances and 18 Indian music concerts against 127 and 24, respectively, in the preceding year. The fall in the number was due to reduced grants.

83. The number of visitors to the Victoria Gardens was 22,85,120 against 25,07,921 in the previous year, the average attendance per day being 6,260 against 6,871. The Botanical collection at this garden could not be improved during the year for lack of funds. The gardens were utilised by more than 10 film companies on payment of usual fees.

84. The elephant presented to the Zoo by H. H. the Maharajah of Baroda in 1900 died during the year. The most important addition to the Zoo was a pair of black panthers. Thanks are due to the donors who presented a number of animals and birds and to the Director and staff of the Haffkine Institute for performing post-mortem and Bacteriological examination on some of the animals sent to them, and to the B. I. S. N. Co. and the P. & O. Co. for giving transport facilities. Among the distinguished visitors to the gardens and the Zoo were H. R. H. Princess Alice, Countess of Athlone, and Sir Geoffrey Archer, K.C.M.G., ex-Governor of the Sudan.

XI.—Victoria and Albert Museum.

85. As in the previous year the Museum was kept open for 313 days ; but the attendance of visitors increased from 10,32,288 to 10,90,503, the daily average being 3,484 against 3,298 in the preceding year. The steady increase in the attendance maintained during the past few years bears testimony to the increasing popularity of the museum as a centre of attraction particularly for those who reside in the northern part of the city. Two plaster models, one of Shivaji and the other of the island of Bombay, were added to the collection during the year. One specimen each of a Bengal Tiger and an Indian Crocodile were exhibited in a show case. The work of overhauling the specimens, cleaning them and treating them with preservatives where necessary was carried out as usual.

XII.—General Stores.

86. The work of taking over the stores of the C. I. Trust was completed during the year. Stores in hand at the opening of the year amounted to Rs. 6.17 lakhs against Rs. 6.51 lakhs in the preceding year, showing an appreciable fall. Stores purchased during the year, including articles received on transfer, amounted to Rs. 6.54 lakhs against Rs. 5.36 lakhs in the previous year. The increase is due to the amalgamation of the City Improvement Trust with the Municipality, the effect of which was felt only for six months in the previous year against full 12 months in the year of report. Of the goods purchased, Indian made articles accounted for Rs. 4.92 lakhs and non-Indian for Rs. 1.62 lakhs. The in-take of Indian goods during the year was approximately 75 per cent of the total against 65 per cent in the preceding year. Foreign goods were purchased only when suitable Indian substitutes were not available. The value of stores issued (including transfers) was Rs. 7.04 lakhs against Rs. 5.70 lakhs in the preceding year. The stock in hand at the close of the year was reduced from Rs. 6.17 lakhs to Rs. 5.68 lakhs, which includes C. I. Trust stock taken over during the year. Only 7 to 9 per cent of the stock has remained unused for any length of time. Last year attempt was made to separate obsolete stores from the main stock and goods of the value of Rs. 0.60 lakh were so earmarked. It is encouraging to note that this stock has been reduced to Rs. 0.48 lakh during the year and that efforts are being made to use up these stores as far as possible.

87. The number of contracts entered into for annual requirements was 114 exclusive of special contracts and the number of orders placed with the contractors amounted to 6,940 against 112 and 5,535 respectively in the previous year. The number of indents (inclusive of sale-memos.) attended to amounted to 23,040 against 19,160 in the preceding year. Stock Verification disclosed that out of 6,142 items, 6,131 were correct, while in the rest there were only minor discrepancies.

XIII.—Licences.

88. The total number of permits and licences issued under Sections 390 and 394 (*viz.*, for factories and workshops, and storing inflammable material or carrying on dangerous trades) was 17,731 and the fees recovered therefrom amounted to Rs. 1.73 lakhs against 16,791 and Rs. 1.68 lakhs respectively in the preceding year. There was a slight fall in the number of permits issued under Section 390 and the receipts therefrom, but it was more than counterbalanced by increases in licences and licence fees. There was increase in the licences for all items in the Schedule except cloth dyeing, liquid fuel, matches (retail), oil seeds and petroleum (dangerous). Licences were enforced for the trade of farriers during the year.

89. The licence fees outstanding at the close of the year amounted to Rs. 3,789 against Rs. 5,507 in the preceding year. The reduction in the outstandings was due to more prompt disposal of cases by the Honorary Magistrates.

90. The number of permits issued for exhibiting skysigns and advertisements was 2,764 and the receipts therefrom amounted to Rs. 0.58 lakh against 2,555 permits and Rs. 0.53 lakh receipts during the previous year. It is encouraging to note that this income has been steadily rising for some years past.

91. The total number of licences issued to hawkers and squatters during the year was 25,931 against 27,040 in the previous year, while the receipts therefrom (inclusive of removal charges in respect of articles seized) was Rs. 1.25 lakhs against Rs. 1.35 lakhs in the preceding year. The decrease is due to a fall in the number of hand-cart and itinerant hawkers by about 24 per cent., the fall in the former being due to discontinuance of licences in the case of a large number of roving hand-cart hawkers owing to police restrictions on the number of stationary hand-carts to be permitted; while the fall in the number of licences for itinerant hawkers was due to the policy recently adopted by the Corporation according to which the goods of unlicensed hawkers were not to be seized by the Municipality as control over them was transferred to the Police. This tended to increase the number of unauthorised hawkers in the city. It must be obvious that misplaced sympathy with such hawkers has resulted in a loss of revenue to the Municipality of nearly Rs. 11,000 without any commensurate relief to the city. The total revenue of the department from all sources was Rs. 3.57 lakhs against Rs. 3.56 lakhs in the preceding year.

92. The number of prosecutions for infringement of municipal law or licence conditions launched during the year was 3,503 against 3,875 in the preceding year. There were besides outstanding cases of the previous year. Of the aggregate 3,579 were withdrawn on compliance with the law and 569 resulted in conviction, the fines amounting to Rs. 7,307. The number of cases pending at the end of the year was 427 against 1,076 in the preceding year. The appointment of Honorary Magistrates' Courts for the disposal of Municipal cases has made for despatch and resulted in greater respect for municipal law by habitual delinquents. Seven criminal prosecutions were launched against hawkers of which 6 resulted in conviction and the imposition of fines amounting to Rs. 102.

XIV.—Markets.

93. The total revenue of the Department amounted to Rs. 11.63 lakhs inclusive of Rs. 0.17 lakh derived from the Dongri Market and the squatters' areas at Wadala and Sion, taken over from the C. I. Trust during the year. Excluding the latter, therefore, for purposes of comparison with the previous year, the net income amounted to Rs. 11.46 lakhs against Rs. 11.22 lakhs, showing an increase of Rs. 0.24 lakh which was partly due to higher bids received for the sale of market rights and partly to the increase in the number of buffaloes slaughtered at the Bandra Slaughter Houses.

94. The number of Municipal markets was 16 as in the preceding year. The net receipts from these markets were Rs. 3.79 lakhs against Rs. 3.66 lakhs in the previous year. The average percentage of stalls vacant per quarter during the year was 25.4 against 24.7, 23 and 21 in the preceding three years, which must be attributed partly to the continuance of the trade depression and partly to the steady inroads made by squatters and hawkers and partly to new private markets being opened in the City. Except in the case of Masjid Bunder market the receipts in all cases exceeded the expenditure. The receipts deteriorated in the case of the Fort, Bhuleshwar, Fergusson Road, Parbhadevi, Musjid Bunder and Chandanwady markets and advanced in the case of others, when compared with the previous year. The net result was an increase in the receipts by Rs. 0.13 lakh.

95. Two new private markets were opened during the year, one at DeLisle Road and the other at Lalbag, bringing the total to 19. **Private Markets and Slaughter House.** There was also a private Slaughter House at Marine Lines. The licence fees in respect of these, except the two new markets for which the licence fee had not been settled, amounted to Rs. 0.29 lakh against Rs. 0.28 lakh in the previous year. The number of outside meat shops was 162 against 152 in the previous year and the licence fees recovered in respect thereof amounted to Rs. 8,107 and Rs. 7,507 respectively. Besides, Rs. 1,191 were recovered as fees from butchers having stalls in private markets.

96. Unwholesome food including contraband meat destroyed weighed 489,811 lbs. against 4,81,302 lbs. in the previous year; **Unwholesome and Contraband Food.** of this contraband meat amounted to 4,284 lbs. against 4,621 lbs. in the preceding year.

97. The number of animals slaughtered at the Bandra Slaughter House was 8,30,491 against 8,28,095 in the preceding year of which **Animals slaughtered and Fees recovered.** 7,80,185 were sheep and goats, 41,838 cows and bullocks and 8,468 buffaloes. The total number of pigs and piglings slaughtered at the Arthur Road Pig Slaughter House was 2,288 against 1,539 in the preceding year. The total amount of slaughter and removal fees recovered by the department amounted to Rs. 3.53 lakhs against Rs. 3.44 lakhs in the previous year. The amount of Fair fees recovered at the Bandra Slaughter House was Rs. 1.40 lakhs against Rs. 1.38 lakhs in the preceding year. The receipts from the Kurla Slaughter House were Rs. 0.578 lakh against Rs. 0.576 lakh in the preceding year. Other miscellaneous receipts amounted to Rs. 0.98 lakh against about Rs. 1 lakh in the preceding year.

XV.—The King Edward VII Memorial Hospital and the Seth Gordhandas Sunderdas Medical College.

98. The K. E. M. Hospital had again to work in excess of its full complement of 354 beds despite the constant check exercised by the **K. E. M. Hospital.** administration. This feature has now become common, with the result that the administrative staff had to be strengthened during the year. The total number of in-patients admitted and new out-patients treated during the year was 11,206 and 72,636 respectively against 10,833 and 71,754 in the preceding year, while the total out-patient attendance was 2,12,434 against 2,07,811. The daily average number of in-patients was 364.9 against 354.5 in the preceding year, and the daily average of out-patient attendance was 683.1 against 672.4. The highest number of in-patients reached on a single day was 417 and the highest number of out-patients 926. Out of a total number of 11,206 in-patients 1,044 died; in 471 cases the death occurred within three days of admission, which shows that the cases were too far advanced for hospital treatment to be of any avail. If therefore we leave these out of account, the percentage of deaths to the total number of in-patients treated was 5.

99. The total expenditure on the maintenance of the Hospital was Rs. 4.77 lakhs against Rs. 4.87 lakhs in the preceding year. The **Hospital Expenditure.** cost has been steadily brought down during the past five years in spite of the increase in the establishment, resulting in a net reduction of about Rs. 0.50 lakh per annum. The cost per in-patient per day was Rs. 2-13-7 and that per out-patient attendance Rs. 1-5-0 against Rs. 3-0-8 and Rs. 1-4-8 in the previous year. The fall in the former was partly due to the fall in the prices of diets, drugs, stores, etc., and partly to certain essential repairs being deferred for lack of funds. The increase in the out-patient cost was due partly to the increased expenditure on drugs, dressings and establishment. The cost of the nursing establishment was Rs. 80-6-2 per nurse per month against Rs. 83-9-6 in the preceding year if the cost of the P. F. contribution and of the quarters for the menial staff attached to the nurses' quarters are not taken into account.

100. In spite of its many-sided organisation, the Hospital according to the Dean requires to be developed in more directions. He stresses the need for the provision of Radium, the opening of the Venereal Ward waiting to be equipped since 1930, provision of a separate Ward for tubercular patients, construction of a Tonsil Ward and the extension of the electro-cardiograph room. Of these the opening of the Venereal Ward has been brought nearer fruition by separately funding the contributions from the Hospital Maintenance Fund. The provision of Radium may perhaps be unnecessary in view of the proposed establishment of a Radium Institute in the City by the Tata Charities. The other needs may have to wait better times unless private philanthropy meets them.

101. During the year, the University granted permission to raise the number of admissions to the first year class in the College from 70 to 80. The Dean gives an interesting analysis of the educational and social experience of the new entrants which among other things shows that the average age of students at the time of admission was 20. The total number of students (including those in the post-graduate courses) at the College was 399 against 374 in the preceding year. The total expenditure on the College and the Hostel (which now accommodates 134 students) was Rs. 2.26 lakhs and the receipts amounted to about Rs. 1 lakh against Rs. 2.14 lakhs and Rs. 0.93 lakh in the preceding year. The net cost per student was Rs. 325 against Rs. 333 in the preceding year. The cost per student is of course in inverse proportion to the number of students and was highest, viz., Rs. 6,024 in 1925-26 in the year in which the College was opened, when the number of students was lowest.

XVI.—Education,

102. Progress was maintained in primary education during the year in spite of retrenchment. The number of Municipal schools and separate classes was 349 against 350 in the preceding year, but the number of students advanced from 66,920 to 70,184. Progress was more marked on the Marathi and Gujarathi sides than on the Urdu side. The total number of ordinary teachers was 2,077 against 2,175 in the preceding year. Thus although the number of pupils rose by 3,264, the number of teachers fell by 128. The average number of pupils per teacher works out to 34.2 against 30.7 in the preceding year.

103. The number of aided-schools fell during the year from 164 to 147, while the number of pupils attending them rose from 19,492 to 19,982. There was slight reduction on the Marathi, Gujarathi and Urdu sides; but this was set off by increase in the students learning other vernaculars. The total number of teachers (including part-time) in the Aided Schools was 1,049 against 1,128 in the previous year. The average number of pupils per teacher works out to 19.04 against 17.28 in the preceding year. This is much lower than in the Municipal schools, which as stated in the previous para. was 34.2. It must be noted however that about $\frac{1}{3}$ rd of the teachers in the Aided Schools were only part-time. The total amount of grants paid to these schools was Rs. 1.47 lakhs against Rs. 1.59 lakhs in the preceding year. The grants were subjected to a cut of 16 per cent. owing to financial stringency. The average cost per pupil in these schools was Rs. 40.3 which compares favourably with the average cost per pupil in the Municipal schools which was Rs. 44.3. The corresponding averages for the previous year were Rs. 42.4 and Rs. 46.8.

104. The Schools Committee had originally asked for a grant of Rs. 35.62 lakhs but the grant sanctioned by the Corporation was only Rs. 31.16 lakhs against Rs. 31.23 lakhs in the preceding year. This grant together with the opening balance and miscellaneous receipts amounted to Rs. 31.65 lakhs. Owing to reduced grants

the Shift System was extended to almost all schools and the services of 185 non-permanent teachers were dispensed with. The purchase of certain school equipment was deferred and the grants to Aided Schools were cut down. As a result of these and other minor economies the Committee were able to manage within the grant sanctioned although there was an increase in the number of pupils by over 3,000. The actual expenditure incurred was Rs. 31.41 lakhs against Rs. 32.01 lakhs in the preceding year. The expenditure on the Schools Committee's Head Office met out of the General Fund was Rs. 0.61 lakh against Rs. 0.62 lakh in the preceding year. If this expenditure is taken into account the average cost per pupil in Municipal schools referred to in the foregoing para. comes to Rs. 43.3 against Rs. 45.2 in the preceding year. The average cost per pupil has been steadily falling for the last few years and the year's average reached the lowest record since 1920-21.

105. The grant paid by Government during the year towards primary education in the City amounted to Rs. 7.39 lakhs against Rs. 6.95 lakhs in the preceding year. Government made a cut of 12 per cent in the grant during the year against 14 per cent in the preceding year.

Government grants.

106. The annual census taken of non-attending children in F and G Wards, where compulsory primary education has been introduced, revealed that there were 4,357 children of compulsory age that did not attend school. This number was brought down to 1,643 at the close of the year.

Free compulsory Education Scheme.

107. Out of the 70,184 pupils on the roll only 17,795 could be medically examined, i.e., 25.3 per cent against 24.7 per cent in the preceding year. The examination revealed that 34 per cent of the boys and 44.7 per cent of the girls were suffering from one disease or another, against 49 per cent and 65 per cent respectively in the preceding year. This improvement in health is encouraging. The K. E. M. Hospital Clinic for school children treated 2,235 pupils against 2,080 in the preceding year.

Medical Inspection.

108. The experiment with regard to 'Central Schools', i.e., the upper primary schools in which handicrafts are taught, is reported to have worked satisfactorily and all the 22 such schools started previously were maintained with fair success. A revised curriculum of studies shortening the primary school course by one year was approved by the Corporation and sent to Government for sanction.

Miscellaneous.

XVII.—Public Health.

109. The City was free from any epidemic during the calendar year 1934. Despite a small increase in mortality the health of the city was normal. The number of live births again outnumbered deaths and was 33,724, the highest on record, which gives a rate of 29.0 per 1,000 population against 26.6 in the preceding year. The sex proportion among births was 1,047 males to 1,000 females. The birth rate was highest among Hindu low castes, viz., 46 and lowest among Europeans, viz., 15 against 42 and 12 respectively in the preceding year. The lowest number of births registered was in June; this went on increasing upto December and then began to fall till June.

Births.

110. The number of deaths during the year was 27,370, which gives a rate of 23.6 per 1,000 population against 23.4 in the preceding year, the increase being due to increased deaths from diarrhoea, enteritis, diseases of the respiratory system, infantile debility and premature births. The highest death rate was among low caste

Deaths.

Hindus, *viz.*, 38.4 and the lowest among Europeans, *viz.*, 7.3 against 34.3 and 7.2 respectively in the preceding year. The number of deaths was lowest in June as in the case of births. The death rate among males was 20 and amongst females 30 against 19 and 29 respectively in the preceding year. Children under 5 years contributed 46.6 per cent of the total mortality, against 48 per cent in the preceding year.

111. The mortality among infants (under one year) was 8,253 against 8,320 in the preceding year, returning a rate of 245 per 1,000 births registered against 269 in the preceding year. Of the infants that died, 85.8 per cent were born in the city and 14.2 per cent in the mofussil. Diseases of the respiratory system, infantile debility and premature births accounted for 77 per cent against 70.2 in the preceding year. Infants below one month contributed 39.5 per cent against 36.5 per cent in the preceding year. The incidence of infant mortality, as of births was heavy in one room tenements being 77.8 per cent and 70.9 per cent respectively. High infant mortality and high birth rate have a close correlation.

112. The high infant mortality is not however due to any abatement of vigilance on the part of the public health department, but to heavier incidence of diseases of the respiratory system and infantile debility accentuated by poverty and illiteracy. It is difficult to combat infant mortality without attacking the more fundamental problems of poverty and illiteracy. Although the abolition of poverty is beyond the scope of the Municipality, ignorance in the care and nurture of children is being strenuously fought. The Municipal District Nurses paid 31,167 visits to houses inhabited by the poor and carried on educative propaganda in the principles of health and hygiene. Pregnant women were urged to go to maternity homes, and where they refused, confinements were conducted by the nurses at their houses to the number of 1,275, against 29,679 visits and 1,341 confinements in the preceding year. The number of cases confined in the 5 Municipal Maternity Homes (134 beds) was 5,050 against 4,711 in the preceding year. The total number of other public and private maternity Homes was 59 (939 beds) and the number of confinements carried out therein was 19,585. The percentage of births that took place in maternity homes was 68.3 against 70.60 in the preceding year. The measures taken by the Municipality for the reduction of infant mortality were supplemented by the Infant Welfare Society, which maintained 7 centres, 3 maternity homes and one creche.

113. The cases of infectious diseases reported during the year numbered 3,190 against 7,041 in the preceding year. The mortality, from Plague, Cholera, Small-pox and Influenza was 31, 13, 152 and 98 against 48, 17, 2,659 and 76 respectively in the preceding year. Tuberculosis accounted for 1,856 deaths against 1,594 in the preceding year. The death rate from this disease was 1.6 per 1,000 population against 1.4 in the preceding year. The incidence of this disease was noticeably heavy in the age group between 20 to 40. It was also marked among Hindu males and Mahomedan females, in the former probably due to poverty and its attendant evils, and in the latter due to the purdah system. Anti-tuberculosis measures continued unabated. The total attendance at the two out-patient dispensaries was 13,153 and the total number of in-patients treated at the Turner Sanatorium (32 beds) was 201. Treatment at the Sanatorium produced improvement in 76.7 per cent of the cases discharged.

114. The true incidence of venereal diseases is difficult to gauge as the evil is hidden through moral compunction. Even so, the number of cases that come to notice is large enough. The daily attendance at the Municipal clinic at Bellasis Road averaged

115. Malaria was responsible for 101 deaths against 71 in the preceding year. But Malaria is a disease of more wide-spread incidence than is indicated by mere deaths from it; the number of attacks is therefore a more accurate index of its intensity. The number of cases treated in Municipal dispensaries was 1,931 and in the other public hospitals 19,750 against 1,107 and 12,004 respectively in the preceding year. The cases treated by private practitioners are difficult to account for in the absence of any statistics. But in keeping with the above statistics their number must be also large. The figures for the year thus show an unfortunate set-back in the improvement hitherto noticed. The Executive Health Officer is therefore of opinion that any further retrenchment in the Malaria staff cannot but be disastrous to the City.

116. The Municipality maintained during the year 14 dispensaries for free out-patient relief. The total attendance at these dispensaries was 3,10,578 against 2,70,692 in the preceding year. In addition to this, women and children were treated twice a week by 2 temporary Lady Doctors at some of the Municipal dispensaries in the city between 12 noon and 2 p.m. and by the Lady Doctors in charge of the 5 Municipal Maternity Homes at the ante-natal and post-natal clinics attached to the Homes between 1 and 3 p.m. The total attendance at the dispensaries and clinics was 33,088 against 34,628 in the preceding year.

117. The number of prosecutions instituted by the Health Department (exclusive of cases under the Bombay Prevention of Adulteration Act) during the year was 9,985 which together with cases outstanding at the beginning of the year came to 19,686. Against this, the number of cases disposed of was 6,330. The corresponding figures for the previous year were 19,763 and 6,942. The full effect of setting up two special courts of Honorary Presidency Magistrates for the trial of Municipal cases was not experienced during the year as the courts were set up on 15th October 1934 and the public health year closed on 31st December 1934.

XVIII.—Municipal Servants' Act.

118. No circumstances arose in any department of the Municipality in which it was necessary to invoke the provisions of the Municipal Servants' Act.

I. H. TAUNTON,
Municipal Commissioner.

CHIEF ACCOUNTANT'S REPORT

FOR 1934-35.

Contents.

	PAGES
Opening Remarks	27 to 29
Income	29 to 32
Revenue Expenditure (including Lapsed Grants and Savings)	32 to 37
Loans Funds	37
Loan Works Expenditure	37 to 38
Debt and Sinking Funds	39
Liabilities and Assets	39
Investments and Invested Balances	39 to 40
Special Funds	40
Water Works Income and Expenditure Account and Assets and Liabilities	40 to 41
Markets and Slaughter Houses Account	41
Suspense Accounts and Deposits	41 to 42
Reserve Stock and Capital Stores	43
Street Improvements	43
Levelling, Metalling, etc., Private Streets	43 to 44
Conversion of Insanitary Privies into Water-Closets	44
Improvement Schemes—	
General Account—Income and Expenditure, Loans, Capital Account, Expenditure on Schemes, Sinking Funds and Liabilities and Assets	45 to 46
General Remarks... ..	46 to 47
List of Appendices	48
Appendices	50 to 156
Municipal Auditors' Reports	341 to 369

FINANCIAL.

No. A.E./4090 S.R. of 20th September 1935.

FROM

THE CHIEF ACCOUNTANT,
BOMBAY MUNICIPALITY.

To

THE MUNICIPAL COMMISSIONER,
FOR THE CITY OF BOMBAY.

SIR,

I have the honour to submit my report on the accounts of the Municipality and the Improvement Schemes for the year 1934-35.

2. During the year under report, the rates of taxation were as shown below :—

Particulars.	Rates for 1934-35.
General Tax	12 per cent.
Fire Tax	1/2 "
Water Tax on value	3/4 "
Water Tax on Meter measurement	Same as those of the preceding year.
Halalkhore Tax	3 per cent.

3. The following statement sets out in summary form, the transactions for the year, pertaining to Revenue, and the actuals for the preceding year :—

	1934-35.			Actuals for 1933-34.
	Budget.	Revised.	Actuals.	
Opening Balance	Rs. 5,43,000	Rs. 6,89,346	Rs. 6,89,346	Rs. 17,06,074
Income	3,31,43,476	3,21,64,036	3,19,33,106	3,14,15,971
Expenditure	3,34,26,533	3,26,81,781	3,16,19,059	3,25,51,599
	2,83,057 (Deficit)	5,17,745 (Deficit)	3,14,047 (Surplus)	11,35,628 (Deficit)
Balance	2,59,943	1,71,601	10,03,393	5,70,446
Recoupment of Advances, etc.	+19,981	+11,685	+1,18,900
Closing Balance	2,59,943	1,91,582	10,15,078	6,89,346

4. The details of the recoupment of Advances, etc., are :—

Decrease in—

Reserve Stores (including Capital Stores) Balances	Rs. 17,168
Renewed Grants (including contribution towards Improvement Schemes)	1,13,724
	<hr/> 1,30,892

Deduct—

Increase in Miscellaneous Advances outstanding	1,19,207
	<hr/> 11,685

5. The net unhypothecated Surplus Cash Balance on 31st March 1935 is as under :—

Liabilities.		Assets.	
	Rs.		Rs.
Reserve Stock including Capital Stores ..	5,92,856	Surplus Revenue Fund Appendix No. 2 of the Chief Accountant's Adminis- tration Report (1934-35)	39,23,515
Advance for Plant and Machinery ..	21,81,833		
Miscellaneous Advances	1,33,748		
Minimum required by Law	1,00,000		
Surplus Cash Balance	9,15,078		
Total	39,23,515	Total	39,23,515

6. The opening and closing Reserve Stores (including Capital Stores) Balances are as compared below :—

	Opening Balance.	Closing Balance.	Decrease.
	Rs.	Rs.	Rs.
Serviceable Stores	6,10,024	5,92,856	17,168

7. The amount of rates and taxes outstanding at the close of the year 1934-35 stood at Rs. 31,32,698 against Rs. 24,48,967 for the previous year, showing an increase of Rs. 6,83,731.

Outstanding at	General Tax.	Water Tax.	Halalkhore Tax.	Wheel Tax.	Total.
	Rs.	Rs.	Rs.	Rs.	Rs.
31st March 1934	15,99,508	4,38,360	3,21,519	89,580	24,48,967
Do. 1935	21,80,618	4,98,394	3,60,444	93,242	31,32,698
	5,81,110 Increase	60,034 Increase	38,925 Increase	3,662 Increase	6,83,731 Increase

The amount outstanding on account of rates and taxes at the close of each year for the last five years (including that under report) was as under :—

Year.	Outstanding.	Net Demand.	Percentage of outstanding to Net Demand.
	Rs.	Rs.	
1930-31	28,47,779	2,68,49,985	10.60
1931-32	33,29,984	2,79,05,122	11.93
1932-33	*20,28,174	2,77,56,835	7.31
1933-34	*24,48,967	2,62,91,472	9.31
1934-35	*31,32,698	2,81,32,577	11.13

* Exclusive of dues payable by Government.

The outstandings of Rs. 31,32,698 are made up of Rs. 6,52,788 payable by the G. I. P. Railway, Rs. 2,85,680 by the B. B. & C. I. Railway Co., Rs. 1,71,014 by the Mills, Rs. 39,738 for Improvement Schemes Properties, Rs. 38,744 by the Port Trust and the balance of Rs. 19,44,734 by other ratepayers. The reasons for these outstandings have been fully dealt with in the Assessor and Collector's report. The arrears stood reduced to the extent of Rs. 9.62 lakhs as on 30th June 1935.

8. The Loan liabilities at the beginning and at the end of the year were as under :—

Outstanding debt at 1st April 1934.	Loan raised during the year.	Repayment during the year.	Outstanding debt at 31st March 1935.
Rs. 16,91,47,465	Rs. *8,00,000	Rs. 34,11,946	Rs. 16,65,35,519

* The Loan was not raised from the public but advances for this amount were taken from the Special Funds of the Corporation. (Vide Corporation Resolutions Nos. 4960, dated 18th September 1933 and 335, dated 17th September 1934).

It is to be noted that Rs. 20,68,276 were repaid to Government on the basis of equated payments out of revenue, and that Rs. 12,94,000 were repaid to debenture holders out of Sinking Fund Investments including Rs. 1,85,482 out of the Net Premia Fund. A sum of Rs. 49,670 was repaid to Plant and Machinery Depreciation Fund, Renewal of Road Surfaces Fund, Municipal Fire and Accident Insurance Fund and Fines Fund out of Revenue on the basis of equated payment in respect of the advances taken from these Funds for Capital Works.

The State of the Sinking Fund is shown below :—

Amount of Fund at 1st April 1934	Interest, etc., realisations.	Sinking Fund Instalments.	Total.	Withdrawn for (1) repayment of loans and (2) transfer to Net Premia Fund on account of excess accumulations.	Amount of the Fund at 31st March 1935.
Rs. 2,90,72,442	Rs. 12,97,763	Rs. 17,46,732	Rs. 3,21,16,937	Rs. (1) 11,08,518 (2) 6,77,800	Rs. 3,03,30,619

The value of securities held in the Sinking Fund account on the basis of Market rates prevailing on 31st March 1935 including accrued interest exceeded the actuarial amount of the Sinking Fund and consequently the excess investments held in the Sinking Fund Account were transferred to the Net Premia Fund Account.

INCOME.

9. - A detailed comparison between the Budget Estimate and the Actuals will be found in Appendix No. 3. The estimated income for the year was Rs. 3,31,43,476 against which the actuals amounted to Rs. 3,19,33,106 resulting in a decrease of Rs. 12,10,370.

The following are the main heads contributing to the increases and decreases.

Budget Head.	Amount of Increase.	Amount of Decrease.	REMARKS.
	Rs.	Rs.	Rs.
1. General Tax		3,69,916	Decrease under :— (1) Public 10,401 (2) Government 11,434 (3) Mills, due partly to trade depression and partly to the Currimbhoy group consisting of four mills, against which Rs. 1,39,048 are outstanding having gone into voluntary liquidation, thus protracting recovery 2,04,896 Carried forward.. .. . 2,26,731

Budget Head.	Amount of Increase.	Amount of Decrease.	REMARKS
			Rs.
			Brought over 2,26,731
			(4) Railways, due to complaints lodged by them against the revised values and awaiting investigation 1,71,697
			& (5) Improvement Schemes Properties, owing to certain objections raised. 40,554
			Counter balanced by an increase from the Port Trust due to the new award fixed on a profit basis 69,066
			<u>3,69,916</u>
2. Town Duties	87,977		Due to less refunds.
3. Cotton Duty		8,99,242	Due to abolition of the impost with effect from 1st April 1934.
4. Tobacco Duty	43,150		Due to more imports.
5. Interest and profit on investments of Surplus loan and other balances	37,961		Due to larger invested balances and slightly better rate of interest having been realised.
6. Miscellaneous	31,341		Increased receipts from Fines for offenses, from Miscellaneous fees—Law Charges and under minor receipts.
7. Water Tax		1,13,887	Decrease of Rs. 1,40,147 under water by measurement due to smaller consumption of water which was partly set off by an increase of Rs. 21,950 under tax on value.
8. Education	25,875		The balances in the hands of the Schools Committee at the close of the year made up of (1) Rs. 20,000 being the minimum cash balance required under the bye-law relating to the Schools Committee and (2) Rs. 3,960 being the unexpended balance in hand were transferred to the Suspense Account under the head 'Miscellaneous Advances', credit being afforded under this head.
9. Medical Relief and Education .. .		33,996	Due to the transfer of the amount received from the Hospital Maintenance Fund Committee to a Special Fund called the 'Hospital Fund' instead of being credited under this head.
10. Street Cleansing and Conservancy, A—Halalkhore Tax Roads, Drains and Sewers.		26,145	Vide reasons given against item No. 1.
11. A.—Wheel Tax	81,683		Increased receipts of (1) Rs. 41,225 under "Private Conveyances" due partly to the increase in the number of Motor Cars and Lorries and partly to recovery of previous year's outstanding & (2) Rs. 40,458 under 'Public Conveyances' due partly to larger number of vehicles in use during the year and partly to the rate for Hack Victorias being raised from Rs. 63 to Rs. 75 (Standing Committee Resolution No. 7294 of 22nd November 1933.)
12. B. Ground Rent		33,171	The Way Leave Rental of Rs. 33,500 due from the Bombay Telephone Co., Ltd., for the second half of the report year was received during the following year.
13. C. Miscellaneous	15,327		Mainly on account of profit on working the crushers and Supervision charges in respect of work done on behalf of private parties.
14. Mechanical	24,283		Mainly on account of profit on Motor traction.
15. Buildings, Land Acquisition and Management		3,52,147	The decreases aggregated Rs. 4,35,557 comprising Rs. 3,31,956 under sale proceeds of Surplus Land and Rs. 1,03,601 under Rent of Buildings counter-balanced by increases amounting to Rs. 83,410 made up of Rs. 25,018 under Ground Rent, Rs. 14,803 under Sale of Rights, &c., and Rs. 43,589 under Miscellaneous fees.
16. Fire Tax		13,809	Vide reasons given against item No. 1.
17. Licensing and removal of Encroachments on Public Streets.	16,830		Increase under Licenses for dangerous and offensive trades and under Advertisements.
18. Markets and Slaughter Houses .. .	11,722		Increased receipts under squatters' fees, Slaughter fees and Rent of Buildings and Lands counter-balanced by a decrease under Stall Rents.
19. Contribution from Capital Funds to Revenue.		12,118	Due to less expenditure incurred on Capital Works.
20. Extraordinary receipts	2,63,489		Due to transfer to revenue the excess accumulations of interest earned on the Sinking Fund Investments and also due to more receipts on account of interest realised on the investments held in the Net Premia Fund.

10. The position as regards our income from General Tax, Water Tax and Halalkhore Tax will be seen from the sub-joined statement.

1934-35.	Amount.	Total.	Grand Total.	1933-34.	Amount.	Total.	Grand Total.
	Rs.	Rs.	Rs.		Rs.	Rs.	Rs.
1. General Tax (including Fire Tax) at 12½ per cent.—				1. General Tax (including Fire Tax) at 11½ per cent.—			
Total collections booked	1,39,27,875			Total collections booked	1,28,02,105		
Deduct—				Deduct—			
Recoveries for previous years	11,90,888			Recoveries for previous years	11,44,075		
	1,27,36,987				1,16,58,030		
Add—				Add—			
Outstandings for the year at the close of the year	14,37,383	1,41,74,370		Outstandings for the year at the close of the year	12,16,522	1,28,74,552	
2. Water Tax at 3½ per cent. and water charges by measurement and at compounded rate—				2. Water Tax at 3½ per cent. and Water charges by measurement and at compounded rate—			
Total collections booked	62,59,196			Total collections booked	62,31,322		
Deduct—				Deduct—			
Recoveries for previous years	1,70,162			Recoveries for previous years	1,43,848		
	60,89,034				60,87,474		
Add				Add—			
Outstandings for the year at the close of the year	4,07,103	64,96,137		Outstandings for the year at the close of the year	3,85,477	64,72,951	
3. Halalkhore Tax at 3 per cent. and for special service—				3. Halalkhore Tax at 3 per cent. and for special service—			
Total collections booked	31,48,554			Total collections booked	30,88,965		
Deduct—				Deduct—			
Recoveries for previous years	1,80,230			Recoveries for previous years	1,39,773		
	29,68,324				29,49,192		
Add—				Add—			
Outstandings for the year at the close of the year	2,82,576	32,50,900	2,39,21,407	Outstandings for the year at the close of the year	2,77,647	32,26,839	2,25,74,342

Net demand on account of Property Taxes inclusive of refunds for 1934-35	Rs. 2,39,21,407	Rs.
Deduct—Increase in Realisations of General Tax due to one per cent. additional tax	11,33,950	2,27,87,457
Net demand on account of Property Taxes inclusive of refunds for 1933-34	2,25,74,342
Increase	2,13,115

TOWN DUTIES.

11. The various articles on which duty was levied at the time of import under the provisions of Section 192 (1) of the Municipal Act, the amount levied and refunds allowed thereon under Section 195 on their export are shown in Appendix No. 17.

The gross collections for the year were estimated at Rs. 23,85,000, the refunds and commission charges at Rs. 10,85,000 and the net revenue at Rs. 13,00,000. The revenue collected and paid into the Municipal Treasury in the year amounted to Rs. 23,24,505 and after deducting the amount of Rs. 9,36,529 on account of refunds, the net receipts amounted to Rs. 13,87,976 showing a decrease of Rs. 14,762 as compared with the actuals of the previous year.

COTTON DUTY.

12. Bombay Act XX of 1920 under which duty was levied on cotton imported into the City was abolished with effect from 1st April 1934. The collection received in the year was of Rs. 1,858 representing the outstanding balance of the previous year. Out of this amount Rs. 1,062 represented the share due to Government and Rs. 796 that of the Municipality. Out of the latter amount a sum of Rs. 39 has been held in deposit for meeting the Municipal share of an outstanding claim.

REVENUE EXPENDITURE.

13. The final sanctioned grants amounted in the aggregate to Rs. 3,38,94,781 as follows :—

	Rs.
Budget Grants	3,34,26,533
Unexpended grants for previous years renewed for expenditure	4,22,981
Additional Grants	45,267
Final sanctioned grants	<u>3,38,94,781</u>

14. The transfers from one Budget head to another without in any way affecting the total Budget provision for the year amounted to Rs. 2,95,904.

15. In the following statement the final grants sanctioned from 1930-31 are compared with the savings year by year :—

Year.	Final grants sanctioned.	Grants to be renewed for expenditure in the following year.	Expenditure booked against final grants.	Savings on final grants sanctioned.
	Rs.	Rs.	Rs.	Rs.
1930-31	3,46,02,387	6,17,635	3,26,47,552	13,37,200
1931-32	3,37,36,319	4,39,052	3,23,28,729	9,68,538
1932-33	3,33,55,894	3,03,570	3,21,69,117	8,83,207
1933-34	3,39,94,153	4,22,981	3,25,51,599	10,19,573
1934-35	*3,38,94,781	3,07,250	*3,16,19,059	*19,68,472

* The figure of Rs. 3,38,94,781 representing final grants sanctioned included a sum of Rs. 8,83,000 on account of the following items, viz., (1) provision of Rs. 6,73,000 under Debt Charges pending settlement of the question of the extension of the period of the currency of the Loan for Development Schemes from 18 to 30 years, (2) provision of Rs. 70,000 to meet the

annual contribution to the Plant and Machinery Depreciation Fund and (3) provision of Rs. 1,40,000 being the annual contribution to the Renewal of Road Surfaces Fund. Government having accorded their sanction to the extension of the period of the currency of the Loan for Development Schemes, no payment was required to be made under item No. (1). In respect of items Nos. (2) and (3), these provisions were deleted by the Standing Committee and the Corporation on account of financial stringency, while considering the revised estimates for the year submitted with the Budget Estimates for 1935-36. This accounts for the drop in the expenditure booked against final grants and corresponding increase in the savings as compared with the figures for the previous years.

16. The total lapsed grants estimated to be renewed in 1935-36 aggregate Rs. 3,07,250 against Rs. 4,22,981 in 1934-35 and the heads under which the renewals are required will be found in Appendix No. 4.

The more important renewals over Rs. 10,000 and the percentage of renewed grants to grants allotted are shown in the following table :—

Department and Service Heads.	Total Renewals.	Percentage of renewals to total sanctioned grants.
	Rs.	
I—General Supervision, Collection of Revenue, &c. A—General Superintendence—		
(a) Corporation and Standing Committee ..	10,144	3.44
E.—Miscellaneous charges	38,711	35.27
II—Water Works (including debt charges amounting to Rs. 61,007)	74,477	1.10
VI—Medical Relief and Education	19,203	.89
VII—Street Cleansing & Conservancy, Road Watering and Halalkhore service (including debt charges amounting to Rs. 15,785)	49,499	1.61
VIII—Roads, Drains and Sewers (including debt charges amounting to Rs. 54,229)	56,588	.91
IX—Mechanical	11,970	.97
X—Buildings, Land Acquisition and Management (including debt charges amounting to Rs. 10,947)	13,228	.43
XIV—Markets and Slaughter Houses	13,521	2.61

Against the estimate of Rs. 4,03,000 shown in the Revised Estimates for lapsed grants required to be renewed, the actual figure now works out at Rs. 3,07,250, showing a decrease of Rs. 95,750 over the former figure. This figure is made up of Rs. 1,47,152 on account of interest, etc., charges on Municipal debentures due but not paid upto the end of 1934-35 and the balance of Rs. 1,60,098, is intended for meeting liabilities incurred and to be incurred.

17. A detailed comparison between the actual expenditure during 1933-34 and 1934-35, will be found in Appendix No. 4.

The increases in expenditure aggregated Rs. 5,99,023 under certain heads and the decreases amounted to Rs. 15,31,563, under other heads, giving a net decrease of Rs. 9,32,540.

The following were the main factors contributing to the Increases and Decreases :—

Budget Head.	Amount of Increase.	Amount of Decrease.	REMARKS.
	Rs.	Rs.	
I.—General Supervision—			
A.—General Superintendence—			
(a) Corporation and Standing Committee.		15,389	} The decreases mainly represent the amount of proportionate share of cost debitable to Improvement Schemes Account. In the preceding year this amount was shown under a separate head instead of by way of deduction under these heads.
(b) Municipal Commissioner's Personal and General Office.		12,433	
(c) Audit and Accounts ..		37,817	
E.—Miscellaneous charges		20,427	The heads responsible for the decrease are mainly (1) Contribution to Fire and Accident Insurance Fund, Rs. 21,500 due to discontinuance of the contribution since this year. (2) Charges for deficit in overhead cost of Workshops, Rs. 5,564 due to the revised system of Workshops Accounts and (3) Repairs and Taxes Rs. 4,733. These were partly counter balanced by increases mainly under Law Charges Rs. 10,325 and L. A's Establishment Rs. 6,073.
F.—Election expenses	84,938		Due to preparation of Electoral Roll for elections of 1935-36.
Proportion of General Supervision chargeable to Improvement Schemes Account.		Cr. 24,999	The amount chargeable for the year under report is shown by way of deduction under the respective service heads.
II.—Water Works—			
A.—Establishment and Labour ..		9,768	Due to less expenditure partly under labour and partly under salary of the H. E., the preceding year's actuals having included the cost of acting arrangements during the absence of H. E. on long leave.
B.—Repairs and Maintenance ..	44,968		More expenditure under Ordinary Repairs of Rs. 38,650 (Rs. 8,791 on account of painting the new Kasheli Bridge, Rs. 22,787 in respect of cost of repairs to roads over trenches pertaining to the preceding year and Rs. 7,910 for maintenance of trolley track, &c.), and under Extraordinary Repairs of Rs. 6,318.
D.—Miscellaneous		6,160	Decrease mainly under chlorinating the Bombay Water Supply.
Deb ^t charges	12,313		Due to outstanding interest on some of the Municipal loans having been paid during the year.
III.—Education Primary—			
A.—Municipal Institutions		25,151	Due to less contribution to the Schools Committee.
V.—Public Health—			
A.—General Supervision	8,394		Increased expenditure mainly under Establishment on account of cost of acting arrangements and under Disinfection.
C.—Vaccination	5,226		Due to more expenditure on purchase of Lymph.
D.—Malaria		13,583	Due to reduction in the Anti-Malarial staff as a result of Re-organisation of the Malaria Branch.
VI.—Medical Relief and Education—			
A.—Hospitals and Dispensaries—			
(a) Infectious Diseases Hospitals.		19,081	Less expenditure under Arthur Road Hospital of Rs. 14,332, mainly on Epidemics and under Maratha Hospital of Rs. 4,749 mainly on Special Repairs.
D.—Grants-in-aid to Public Medical Institutions.	5,479		Increased contribution to Bai Jerbai Wadia Children's Hospital.
E.—Anti-tuberculosis League Dispensary.	6,071		Due to special repairs to the Turner Sanatorium Buildings.

Budget Head.	Amount of Increase.	Amount of Decrease.	REMARKS.
VI.—Medical Relief and Education—Contd	Rs.	Rs.	
G.—King Edward Memorial Hospital.		10,423	Decrease under Diets, Repairs and Maintenance and under Water supply for which no charge was levied.
H.—Gordhandas Sunderdas Medical College.	14,558		Increase under Stores and Apparatus and under Establishment—Medical supervision due to cost of increments, acting arrangements during the absence of one Professor on long leave and also to the fact that in the preceding year one post of a professor was not filled in during the period the permanent incumbent was appointed officiating Dean. The increase was partly set off by a decrease under Allowances due to the reduction of the rate of conveyance allowance payable to Honorary Lecturers from Rs. 150 to Rs. 100 per month for a portion of the year and under Water supply.
VII.—Street Cleansing and Conservancy—			
A.—Street Cleansing and Conservancy			
(c) Street Cleansing and Sanitation—			
(a) Scavengering ..		12,361	Decrease under Labour and under Lighting due to the cost of lighting Health Dept. chawls being debited to the Fines Fund.
(d) Gully Flushing ..		6,519	Due to less expenditure on purchase of hose and maintenance of hydrants.
(e) Removal of Town Refuse.			
1 Bullock Traction.		33,561	The main decreases were of Rs. 13,251 under labour owing to the introduction of Mechanical Transport and of Rs. 30,652 under Feed of Bullocks due partly to favourable rate for fodder and partly to the introduction of mechanical transport, counter-balanced by an increase of Rs. 8,011 under Repairs and Maintenance of carts and of Rs. 3,996 under Purchase of Live Stock.
3 Loading Sidings.		16,998	Decrease mainly under Maintenance and repairs and under Depreciation.
D.—Halalkhore Service—			
(a) Cleansing and Sanitation.		15,259	Due to reduction in the number of halalkhores on account of subvention scheme
(b) Bullock Traction		10,784	Decrease mainly under Labour and Feed of bullocks.
(c) Miscellaneous		15,525	Decrease mainly under Repairs and Maintenance of Latrines, Urinals, &c., and Chawls and Stables.
New Works	37,172		Larger number of new works executed.
Debt Charges	17,396		Due partly to increase in interest payments to the debenture holders as compared with the previous year and partly to adjustment of charges for the first time on account of interest and equated payments on some of the advances taken from Special Funds for Capital expenditure.
VIII.—Roads, Drains and Sewers—			
A.—General		8,175	Due mainly to the post of Work's Engineer, having been kept vacant during the period, the permanent incumbent of the post was appointed officiating Deputy City Engineer in the arrangement of City Engineer proceeded on leave prior to retirement.

Budget Head.	Amount of Increase.	Amount of Decrease.	REMARKS.
VIII.—Roads, Drains and Sewers— <i>Contd.</i>	Rs.	Rs.	
B.—Maintenance of Roads		1,71,163	The deletion by the Corporation of provision for the year under report for annual contribution to the Plant and Machinery Depreciation Fund and to the Renewal of Road Surfaces Fund, on account of financial stringency, accounts for a decrease of Rs. 15,666 and Rs. 1,36,515 under the respective heads. The main decreases under other heads aggregated Rs. 34,182 (Rs. 10,039 under Establishment, Rs. 14,470 under Ordinary repairs, Rs. 4,628 under Extraordinary repairs and Rs. 5,045 under Street Improvements) which were counter-balanced by an increase of Rs. 13,561 under Repairs and Maintenance—Bituminous Construction.
C.—Public Lighting		12,519	Decrease under Electric lighting.
D.—Cleansing of Drains and Sewers and Street connections.		12,279	Decrease mainly under Repairs and alterations.
Debt charges	1,69,121		Due partly to the Debt Charges in respect of the land at Palton Road and at Byculla hitherto charged to XIV—Markets, &c., having now been transferred to this Service Head and partly to the Debt Charges on works executed during the year.
IX.—Mechanical—			
B.—Pumping and Compressor Stations.			
(b) Pumping Stations in the City—			
(i) Pumping Station; Love Grove.		15,684	Decrease mainly under Labour, Fuel, Repairs and maintenance charges due to electrification of the stations.
(c) Compressor Stations in the City—			
(ii) Compressor Stations Victoria Gardens, Fergusson Road and Warden Road.		16,577	
D.—Transport—			
8. Removal of Town Refuse to Tardeo for Transport to Deonar.		34,796	Decrease of Rs. 24,932 due to the deletion of the provision for depreciation. Other decreases were under Establishment and Repairs and maintenance.
10. Halakhore Service		8,527	Main decrease was of Rs. 6,115 under Depreciation which provision was deleted.
11. Markets and Slaughter Houses.		5,209	Comprises decrease of Rs. 2,127 under Disposal of offal and of Rs. 3,082 under Meat Carriage.
New Works		22,048	Due to smaller number of works executed.
X.—Buildings, Land Acquisition and Management—			
A.—City Engineer's Central Office Establishment.	5,159		Due to acting arrangements in place of the City Engineer proceeded on leave preparatory to retirement.
B.—Inspection and Supervision of Private Buildings.	18,332		Increase due partly to acting arrangements in leave vacancies of Assistant Engineers and the staff under them and partly to increased staff for licensing of Stall Boards.
C.—Architectural		45,567	Due partly to the savings as a result of re-organisation of the staff after the amalgamation of the City Improvement Trust with the Municipality and partly to re-adjustment of the basis of allocation of establishment cost between Municipal Account and Improvement Schemes Account.
D.—Land Acquisition and Management.		54,555	
Proportionate share of cost of Establishment and supervision chargeable to Improvement Schemes Account.		48,488	

Budget Head.	Amount of Increase.	Amount of Decrease.	REMARKS.
	Ra.	Ra.	
X.—Building, Land Acquisition and Management— <i>contd.</i>			
New Works		14,488	Smaller number of New Works executed.
Debt Charges		6,77,664	Due to the extension of the currency of the advance of Rs. 1,41,74,000 taken from Government from 18 to 30 years.
XI.—Fire Brigade	25,516		Increase was recorded of Rs. 5,775 under Telephone connections and of Rs. 27,979 under Fire Alarms, such charges not having had to be paid in the preceding year under the terms of the revised agreement with the Bombay Telephone Co. These increases were partly set off by a decrease of Rs. 10,521 under depreciation provision being deleted on account of financial stringency.
XIII.—Gardens and Open Spaces—			
A.—Gardens.			
(a) Victoria Gardens		6,193	Distributed under various heads, the main items being Establishment and Band expenses.
XIV.—Markets and Slaughter Houses—			
(b) Municipal Markets		6,868	Decrease mainly under Lighting markets and Repairs and Maintenance.
(c) Slaughter Houses		10,519	Decrease under Feed of cattle brought for slaughter and under Repairs and Maintenance.
New Works	13,242		Larger number of New Works executed.
Debt Charges		1,44,488	Due to the transfer to VIII—Roads, Drains and Sewers, the Debt Charges in respect of the land at Palton Road and at Byculla.
XV.—Contribution towards Improvement Schemes.	54,939		Due to more realisation of the General Tax.
XVI.—Provident Fund, Pensions, Gratuities and Compassionate allowances—			
A.—Provident Fund.,	8,188		Due to increments to staff.
B.—Pension, Gratuities, etc.	28,603		The increase under pensions came to Rs. 46,925 which was partly set off by a decrease under gratuities and compassionate allowances of Rs. 18,322.

LOAN FUNDS.

18. In the budget for 1934-35 the loan to be raised in that year was estimated at Rs. 13 lakhs. But owing to the savings accrued on completed works and the probable expenditure that would be incurred during the year a loan of Rs. 8.69 lakhs only was considered sufficient. Instead of raising the money in the open market the Corporation under their Resolution No. 335 of 17th September 1934 sanctioned an advance of Rs. 8.69 lakhs from the Special Funds on the basis of 4 per cent. interest and repayment by means of equated payments within 30 years. The actual amount of advance taken during the year was Rs. 8 lakhs comprised of Rs. 3 lakhs out of the advance of Rs. 11 lakhs sanctioned for 1933-34 and Rs. 5 lakhs out of the advance of Rs. 8.69 lakhs sanctioned for 1934-35.

LOAN WORKS EXPENDITURE.

19. The opening balance on 1st April 1934 on account of Loan Funds excluding the Trust Funds was Rs. 31,405. During the year an advance of Rs. 8 lakhs was taken from the Special Funds for financing the Loan Works expenditure. The total funds thus available were Rs. 39,405. The actual expenditure incurred on the Loan Works during the year amounted to Rs. 5,54,600, leaving an unspent balance of Rs. 2,76,805 at the close of the year.

20. The following statement contrasts the expenditure on Capital Works with the Budget and the Revised Estimates during the last five years :—

Year.	Loan and Trust Funds.			Percentage by which actuals fell short of Budget Estimates.	Percentage by which actuals fell short of Revised Estimates.
	Budget Estimates.	Revised Estimates.	Actuals.		
	Rs.	Rs.	Rs.		
1930-31	30,65,638	24,05,724	14,16,223	53	41
1931-32	*21,17,849	*18,58,887	*13,42,975	37	28
1932-33	*13,40,300	*13,40,666	*9,21,845	31	31
1933-34	*10,08,499	*11,28,421	*8,70,346	14	23
1934-35	*14,00,904	*13,04,889	*5,47,000	61	58

* These figures do not include the amount on account of subvention and discount and other charges on the New Loan.

It may be further noted that the Revised Estimates exclusive of the amount for subvention prepared by the Departmental Officers were cut down from Rs. 15,04,334 to Rs. 14,01,354. The estimates adopted by the Standing Committee and the Corporation were for Rs. 13,14,889 including Rs. 10,000 on account of subvention. The amount of Rs. 5,47,000 shown as the actual expenditure is arrived at as follows :—

Expenditure as shown in the summary of Appendix No. 8 ..	Rs. 5,54,600
<i>Deduct—</i>	
Expenditure on account of subvention	7,600
Rs. ..	5,47,000

It will be seen from the above that although the Departmental Officers' demand for about Rs. 15 lakhs was cut down to Rs. 13 lakhs in the Revised Estimates yet the actual expenditure booked amounted to even less than Rs. 5½ lakhs, i.e., 58 per cent less than the Revised Estimates. I have repeatedly drawn attention in the previous reports to this disparity between Estimates and Actuals. The percentage by which the actuals have fallen short of the Revised Estimates has increased from 23 to 58 which is the highest during the last ten years and is to be very much deplored. In the corresponding paragraph of my report for 1933-34 I said it was gratifying to note the reduction in such percentage from 31 to 23, the latter though large in itself, being the lowest during the preceding 5 years and I do not know if the pendulum of avaricious demands is again on its swing to the other side.

Appendix No. 8.

21. The following statement shows the figures of actual expenditure as compared with the Revised Estimates under the major heads :—

	Revised Estimates.	Actuals.
	Rs.	Rs.
<i>Loan Works.</i>		
II.—Water Works	57,455	30,972
VI.—Medical Relief and Education	14,350	4,388
VII.—Street Cleansing and Conservancy, Road Watering and Halalkhore Service	10,000	7,600
VIII.—Roads, Drains and Sewers	9,85,431	3,57,571
IX.—Mechanical	1,67,553	1,08,766
X.—Buildings, Land Acquisition and Management	80,100	47,204
XIII.—Gardens and Open Spaces	Cr. 1,901
Total Rs. ..	13,14,889	5,54,600

22. Following the classification made of all the Loan Works under three distinctive groups for the purpose of appraising the distinctive character and value to the City in relation to the outlay, the allocation of outstanding debt as at 31st March 1935 and the debt charges involved during 1934-35 will be seen from the following :—

Particulars of City Service.	Amount of Loan Outstanding on 31st March 1935.	Debt Charges for 1934-35.			
		Debt Interest.	Sinking Fund and Repayments.	Bank's Commission and Miscellaneous Loan Charges.	Total Debt Charge.
	Rs.	Rs.	Rs.	Rs.	Rs.
General Services	9,47,61,044	47,32,127	21,22,020	12,160	68,66,307
Self-supporting Services—					
Water Works	6,94,70,092	38,37,272	16,87,709	12,045	55,37,026
Markets and Slaughter Houses	23,04,383	1,35,202	54,949	459	1,90,610
Total Rs.	7,17,74,475	30,72,474	17,42,658	12,504	57,27,636
Grand Total Rs.	16,65,35,519	87,04,601	38,64,678	24,664	1,25,93,943

SINKING FUNDS.

23. From Appendix No. 10 it will be seen that the book value of the Sinking Funds as on 31st March 1935 amounted to Rs. 3,03,30,619 made up of Rs. 3,03,30,389 being the book value of securities and Rs. 230 in cash with the Imperial Bank of India. Valuing the Municipal and Improvement Trust Debentures at par, the market value of Sinking Fund Investments held on 31st March 1935 comes to Rs. 3,26,23,108. This, together with the amount of interest accrued upto 31st March 1935, viz., Rs. 3,88,624 and cash with the Imperial Bank of India, Rs. 230, brings the total amount of Sinking Fund to Rs. 3,30,11,962 which is the amount to which the Sinking Funds should have accumulated upto 31st March 1935.

24. The following statement summarises the debt position at the end of the year during the last three years :—

Year.	Debt Outstanding.	Sinking Fund Accumulations.	Debt Charges.
	Rs.	Rs.	Rs.
1932-33	17,09,24,526	2,98,47,474	1,33,53,226
1933-34	16,91,47,465	2,90,72,442	1,32,22,310
1934-35	16,65,35,519	3,03,30,619	1,25,93,943

LIABILITIES AND ASSETS.

Appendices Nos. 5 and 7.

25. It will be seen that the gross revenue Liabilities of the Corporation stood at Rs. 3,12,17,689, the assets being Rs. 3,51,41,204. The difference of Rs. 39,23,515 represents the Surplus Revenue Funds of which the details are shown in Appendix No. 2.

26. The gross capital liabilities of the Corporation including the balances available on account of Trust Fund and worn-out water mains renewal fund stood at Rs. 16,68,05,698 at the close of the year under report and the assets at Rs. 28,20,69,266 resulting in a surplus of Rs. 11,52,63,568, the details of which are shown in Appendix No. 7.

INVESTMENTS AND INVESTED BALANCES.

27. The total sum of investment and reinvestment in Current Account and Fixed Deposits during the year aggregated to Rs. 4,32,20,000 and the average number of days during which this sum remained invested was 89.87. This is equivalent to an investment of Rs. 1,06,41,598 throughout the year.

The details are as follows :—

Particulars.	Amount.	Average No. of Days.
	Rs.	
(1) Current Account Deposits	1,19,70,000	31.68
(2) Fixed Deposits	3,12,50,000	112.16
Total Rs. ..	4,32,20,000	89.87

The interest earned during the year amounted to Rs. 3,09,327 and the details are as follows :—

	Rs.
(1) On Current Account Deposits	10,389
(2) On Fixed Deposits	2,25,064
	2,35,453
(3) On Investments in Government and other Securities, etc.	73,874
	3,09,327

The average rate of interest on Current Account Deposits was 1 per cent. against 1.18 per cent. in the preceding year. The average rate of interest on fixed deposits was 2.34 per cent. against 2.16 per cent. in the preceding year. The rate realised on fixed deposits ranged from $1\frac{1}{2}$ per cent. to $3\frac{1}{4}$ per cent. The maximum rate realised on fixed deposits in the preceding year was 3 per cent.

The average rate of interest on all deposits was 2.21 per cent. as against 2.04 per cent. in the preceding year.

SPECIAL FUNDS.

Appendices Nos. 6 and 16.

28. The opening balances to the credit of the different special funds, the additions made thereto, and the withdrawals made therefrom and the closing balances during the year are shown in Appendix No. 6. The details of different investments and the current market value are shown in Appendix No. 16, while Appendices Nos. 5 and 7 contain the total amount of paper held in each Fund and the cash balance to its credit at the Imperial Bank of India.

WATER WORKS ACCOUNT.

Appendix No. 12.

INCOME AND EXPENDITURE ACCOUNT.

29. The following statement shows the Income and the Expenditure for the year as contrasted with the Budget Estimates and the Actuals for the preceding year :—

	1934-35.		Actuals for 1933-34.	Increase or Decrease as compared with.	
	Budget.	Actuals.		The Budget.	The Previous Year's Actuals.
	Rs.	Rs.	Rs.	Rs.	Rs.
Income on Value	30,12,600	30,34,550	29,70,809	+ 21,950	+ 63,741
By Measurements	32,89,400	31,49,253	31,73,017	— 1,40,147	— 23,764
Miscellaneous	1,60,000	1,64,310	1,73,774	+ 4,310	— 9,464
	64,62,000	63,48,113	63,17,600	— 1,13,887	+ 30,513
Expenditure—Maintenance	10,92,800	10,91,600	10,57,303	— 1,200	+ 34,297
Debt Charges	55,53,305	55,37,028	55,24,713	— 16,279	+ 12,313
	66,46,105	66,28,628	65,82,016	— 17,479	+ 46,810
Balance	— 1,84,105	— 2,80,513	— 2,64,416

Appendix No. 12A.

ASSETS AND LIABILITIES.

30. The liabilities at the close of the year stood at Rs. 8,56,23,866 and the Assets aggregated Rs. 11,16,60,454. The excess of assets over liabilities thus amounted to Rs. 2,60,36,588.

MARKETS AND SLAUGHTER HOUSES ACCOUNT.

Appendix No. 13.

INCOME AND EXPENDITURE ACCOUNT.

31. The following statement shows the Income and Expenditure for the year as compared with the Budget Estimates and the Actuals for the preceding year :—

	1934-35.		Actuals for 1933-34.	Increase or Decrease as compared with.	
	Budget.	Actuals.		The Budget.	The Previous Year's Actuals.
	Ra.	Rs.	Ra.	Ra.	Ra.
Income	11,32,000	11,43,723	11,21,425	+ 11,723	+ 22,298
Expenditure under IX.—Mechanical, D.—Transport and E.—Refrigerator	78,973	66,396	72,577	— 12,577	— 6,181
Under XIV—Markets and Slaughter Houses	4,91,082	4,68,320	6,14,680	— 22,762	— 1,46,360
	5,70,055	5,34,716	6,87,257	— 35,339	— 1,52,541
Balance	+ 5,61,945	+ 6,09,007	+ 4,34,168

32. The following statement shows the opening and closing balances of recoverable advances for the year 1934-35.

	Balance at the Beginning.	Balance at the Close.	REMARKS.
	Ra.	Ra.	
Departmental Works	37,556	9,669	
Private Works	33,027	30,598	
Asphalt Plant, Crushers, &c.	80,358	4,245	The closing balances of outstanding bills and of Stocks on hand at Asphalt Plant, at Sewri and Love Grove Crushers and for Mechanical transport aggregated
			Ra. 84,034
			Deduct—Profit in respect of Asphalt Plant for 1934-35 to be adjusted during 1935-36 Ra. 68,864
			Amount due on account of Royalty 10,925
Carried forward	1,50,941	44,512	79,789
			4,245

	Balance at the Beginning.	Balance at the Close.	REMARKS.
	Rs.	Rs.	
Brought over ..	1,50,941	44,512	
Municipal Officers	17,751	29,631	
Miscellaneous Advances	8,800	37,733	Includes Rs. 20,000 being the Municipal contribution to the Schools Committee for maintaining the minimum cash balance.
Improvement Schemes	75,226	84,394	This is mainly in connection with advances to meet Court costs and Solicitors' out-of-pocket expenses.
Building Certificate Forms, etc. ..	20	10	
Municipal Contractors, etc.	6,319	410	
Purchase of Coal	17,315	14,475	Represents the value of coal on hand at the close of the year.
Purchase of Petrol	7,466	7,359	Shows the value of petrol on hand at the close of the year together with outstanding bills.
	2,83,838	2,18,524	
Advances from Special Funds for Capital Works.	28,87,020	36,17,350	This represents the aggregate balance out of the advances taken from Special Funds from time to time for Capital Works as sanctioned by the Corporation repayable on the basis of equated payments.
Advance from Plant and Machinery Depreciation Fund for purchase of Machinery, etc.	56,484	1,28,158	This represents advance for purchase of Plant and Machinery to be recovered by means of the provisions for Depreciation to be made in subsequent years.
Charges met out of advance from Plant and Machinery Depreciation Fund for levelling, metalling, etc., private streets.	79,260	46,436	Represents the outstanding balance of recoveries to be made from various frontagers, etc., of Private Streets for cost of improvements carried out under Section 489 of the Municipal Act.
	30,02,764	37,91,944	
Total Rs.	32,86,602	40,10,468	

DEPOSITS.

Appendix No. 14-B.

33. The opening balances on 1st April 1934 stood at Rs. 39,11,262. The credits during the year amounted to Rs. 1,03,41,863 and the debits to Rs. 79,91,479. The closing balances aggregated Rs. 62,61,646 resulting in an increase of Rs. 23,50,384 as compared with the previous year. The above debit and credit figures have swelled on account of transfer entries effected during the year of Rs. 27,69,249 (including Rs. 13,72,813 on account of Improvement Schemes) due to re-allocation according to the revised detailed heads of accounts. The notable increases were of Rs. 1,11,849 under cash deposits from tenderers, Rs. 3,93,342 under cash deposits from private parties received through departmental officers (City Engineer Rs. 41,994, Assessor and Collector Rs. 1,59,345, Estate Agent and Land Manager Rs. 1,81,483 and other officers Rs. 10,520), Rs. 1,35,661 under cash deposits from Lessees, and Rs. 21,97,600 under paper deposits kept in office, counterbalanced by decreases mainly of Rs. 11,208 under cash deposits from contractors, Rs. 1,89,560 under other cash deposits, Rs. 1,41,000 under paper deposits lodged with the Bank and Rs. 1,42,500 under paper deposits from Lessees, etc., kept in Bank.

RESERVE STOCK.

34. The opening balance and the receipts of General Stores during the year as per my books were Rs. 2,27,628 and Rs. 4,55,188 respectively and the issues amounted to Rs. 4,75,893. The closing balance of General Stores was therefore Rs. 2,06,923, i.e., less by Rs. 20,705 than the opening balance.

35. The verification of reserve stock for the year 1934-35 was commenced in December 1934 and completed in March 1935. It is satisfactory to note that this year there were minor discrepancies in the stock resulting in a net deficit of Rs. 3-4-0 only.

DEPARTMENTAL STOCK VERIFICATION.

36. Verification of all stocks of consumable stores including Stationery, Plant, Machinery, Animals, Furniture, &c., was undertaken during the year. The programme of verification was slightly altered and surprise checks instituted in the various offices situated in different Wards in the City. The registers both of the Bombay Municipality and the Improvement Schemes were found posted regularly and minor discrepancies were rectified as early as possible.

Detailed verification of the Central Stores as well as the verification of Line Suspense Account and other stores outside Bombay were also completed and the records of receipts and issues were found to be satisfactory.

37. The balances of General Serviceable Stores in charge of the Storekeeper are compared below for the last five years :—

	Rs.
Balances at the close of 1930-31	3,52,720
Do. do. 1931-32	2,93,533
Do. do. 1932-33	2,72,583
Do. do. 1933-34	2,27,628
Do. do. 1934-35	2,06,923

CAPITAL STORES.

The opening balance of Rs. 2,28,244 together with the receipts of Capital Stores during the year aggregated Rs. 3,63,092 and the issues Rs. 1,79,354 thus resulting in a decrease of Rs. 44,506 in the closing balance of Capital Stores, viz., Rs. 1,83,738 as compared with the opening balance.

STREET IMPROVEMENTS.

38. The provision made in the Revised Loan Works Budget for meeting claims on account of acquisition of setbacks was Rs. 2,00,000, the expenditure being Rs. 68,860.

After deducting all ascertained time barred claims, the undischarged commitments upto 31st March 1935 in regard to setbacks already acquired and sanctioned to be acquired amount to Rs. 10,06,089 against which we have a provision of Rs. 1,00,000 in the Budget for 1935-36. In addition to this further liabilities may be expected on account of further acquisition of setbacks that will be sanctioned during the year 1935-36.

LEVELLING, METALLING, &c., PRIVATE STREETS.

39. The expenditure on the improvement of private streets is financed in the first instance from the Plant and Machinery Depreciation Fund pending recovery from the house owners.

The following statement shows the figures of advance sanctioned, expenditure incurred and recoveries made during the last five years :—

Year.	Grant (Advance from Plant and Machinery Depreciation Fund).	Expenditure.				Recoveries inclusive of Interest and Supervision Charges.
		Actual Expenditure on Works.	Supervision Charges.	Interest, &c., on Advance.	Total.	
	Rs.	Rs.	Rs.	Rs.	Rs.	Rs.
1930-31	1,17,600	18,512	9,445	7,946	35,903	66,905
1931-32	61,610	35,086	8,692	6,607	50,385	63,966
1932-33	70,000	36,907	8,572	5,992	51,471	65,700
1933-34	75,000	11,861	10,450	4,498	26,809	66,439
1934-35	75,000	4,073	7,433	2,734	14,240	47,064
				Total ..	1,78,808	3,10,074

The amount of recoveries to be made, outstanding on 1st April 1930 was Rs. 1,77,702. Adding Rs. 1,78,808 on account of expenditure incurred during the years 1930-31 to 1934-35 and deducting Rs. 3,10,074 recovered during the same period, the amount outstanding at the close of the year 1934-35 comes to Rs. 46,436 as shown in Appendix No. 5.

CONVERSION OF INSANITARY PRIVIES INTO WATER-CLOSETS.

40. The scheme of accelerating the conversion of insanitary basket privies into water-closets by subsidising house owners was sanctioned under Corporation Resolution No. 2087 of 14th June 1927. The total number of privies in sewered area to be converted was estimated at 33,000. Subventions granted to house owners were at the rate of Rs. 100 per seat upto 30th September 1929, thereafter at Rs. 75 per seat up to 30th April 1931, at Rs. 50 per seat from 1st May 1931 to 30th November 1931, no subsidy being payable after 1st December 1931.

The following statement shows the number of privies converted and the subsidy granted for the last seven years :—

Year ending	No. of Privies Converted.						Total	
	At Rs. 100 per seat.	Amount.	At Rs. 75 per seat.	Amount.	At Rs. 50 per seat.	Amount.	No. con- verted.	Amount paid.
		Rs.		Rs.		Rs.		Rs.
31-3-1929 ..	904	90,400	904	90,400
31-3-1930 ..	4752	4,75,200	4752	4,75,200
31-3-1931 ..	4878	4,87,800	2496	1,87,200	7374	6,75,000
31-3-1932 ..	999	99,900	5304	3,97,800	46	2,300	6349	5,00,000
31-3-1933 ..	88	8,800	2306	1,72,950	1365	68,250	3759	2,50,000
31-3-1934 ..	32	3,200	796	59,700	711	35,550	1539	98,450
31-3-1935 ..	3	300	62	4,650	53	2,650	118	7,600
Total ..	11,656	11,65,600	10964	8,22,300	2175	1,08,750	24795	20,96,650

The number of halalkhores before the commencement of the conversion was 2,021 and on 31st March 1935 the number was reduced to 835. Allowing for a part of the reduction due to redistribution of the work, the saving on account of the pay of 1,186 halalkhores amounts to Rs. 3,34,452 per annum as against the debt charges of Rs. 1,44,098 per annum.

IMPROVEMENT SCHEMES.

GENERAL ACCOUNT.

INCOME.

41. The total income for the year amounted to Rs. 98,50,838 as against Rs. 97,36,033 (excluding Rs. 3,05,657 being the contribution from Capital Account on account of the proportionate cost of Management), for the preceding year showing an increase of Rs. 1,14,805 mainly due to (1) increased Land Revenue realizations of Rs. 1.73 lakhs and (2) increased contribution from the Corporation of Rs. 0.55 lakh counterbalanced by a decrease in the Tobacco Duty receipts of Rs. 0.47 lakh and under interest and profit on investments of Rs. 0.65 lakh. This income of Rs. 98.51 lakhs is made up of Land Revenue Rs. 50.89 lakhs, Municipal contribution Rs. 33.40 lakhs, Tobacco Duty Rs. 10.95 lakhs and Miscellaneous Rs. 3.27 lakhs. A detailed comparison between the Budget estimates and the actuals will be found in Appendix No. 24.

EXPENDITURE.

42. The total expenditure for the year aggregated Rs. 1,12,36,448 as against Rs. 1,10,11,385 (excluding Rs. 3,05,657 on account of the cost of Management chargeable to Capital Account) for the preceding year, showing an increase of Rs. 2,25,063. This is made up of an increase of Rs. 2.07 lakhs under cost of Management and Establishment due to the revised method of allocation of the cost between General Account and Capital Account (*vide* Standing Committee Resolution No. 513 of 22nd August 1935) and of Rs. 0.33 lakh under Debt charges counterbalanced by a decrease mainly of Rs. 0.13 lakh under Maintenance of Properties and Streets. The expenditure of Rs. 112.36 lakhs comprises expenditure under Maintenance of properties and streets of Rs. 13.81 lakhs (inclusive of Rs. 6.08 lakhs on account of Cost of Management and Establishment) and under Debt charges of Rs. 98.53 lakhs. Appendix No. 25 gives a comparison between the Budget estimates and the actuals.

43. The net deficit for the year amounts to Rs. 13,85,610 as shown in Appendix No. 23.

LOANS.

44. The Loan liabilities at the beginning of the year stood at Rs. 17,21,67,876. During the year Rs. 16,980 were repaid to Government on the basis of equated payments. The outstanding Loan liabilities at the close of the year thus stood at Rs. 17,21,50,896. Out of this, the amount outstanding on account of Government Loans shown in Appendix No. 30 as Rs. 8,88,56,896 requires some explanation as that much amount is not really due to Government. Out of the debentures held by Government, debentures are re-purchased every year for the purpose of Sinking Fund investments and the debentures thus held on 31st March 1935 amount to Rs. 1,14,50,000. The liability to Government on this account amounts therefore to Rs. 7,74,06,896. In the revised Budget estimates for the year 1934-35 the loan to be raised was estimated at Rs. 4 lakhs but as there was sufficient balance in the Capital Account no loan was raised.

CAPITAL ACCOUNT.

45. The opening balance on 1st April 1934 was Rs. 51,43,931. During the year under report the receipts on account of sale proceeds of land and buildings amounted to Rs. 9,17,609. There was also an accretion of Rs. 11,091 on account of the repayment on 31st March 1933 of the principal amount due in respect of the advance of Rs. 35 lakhs taken from Government on 31st March 1932 out of Capital Account instead of by a debit to the General Account in 1932-33. The total Funds thus available were Rs. 60,72,631. Against this, the expenditure incurred on works amounted to Rs. 1,29,606. The deficit in the General Account for the year amounted to Rs. 13,85,610 and was met from the balance in the Capital Account. The unspent balance at the close of the year thus stood at Rs. 45,57,415, which was inclusive of the Debentures for Rs. 42.74 lakhs to be deposited with Government as Security for loans raised from Government.

EXPENDITURE ON SCHEMES.

Appendix No. 27.

46. The actual expenditure incurred during the year on Schemes amounted to Rs. 1,29,606 (Gross expenditure Rs. 1,78,844 less Cr. Rs. 49,238 for sale of stores) as against the Revised Estimates of Rs. 4,99,674 (including Rs. 55,901 on account of the Cost of Management and Establishment). The total expenditure on Schemes up to 31st March 1935 amounted to Rs. 18,35,75,650 of which Rs. 14,53,359 is discount on loans.

SINKING FUNDS.

47. The state of the Sinking Fund is shown below :—

Amount of Fund at 1st April 1934.	Interest &c. realizations.	Sinking Fund Instalments.	Amount of the Fund at 31st March 1935.
Rs. 1,91,09,981	Rs. 9,02,002	Rs. 7,14,752	Rs. 2,07,26,735

From Appendix No. 29 it will be seen that in the books of Accounts the Sinking Fund as on 31st March 1935 amounts to Rs. 2,07,26,735 of which Rs. 2,07,26,345 represents the book value of the securities and Rs. 390 is cash with the Imperial Bank of India. Valuing the B. I. Trust and Municipal Debentures at par, the market value of the Sinking Fund Investments held on 31st March 1935 comes to Rs. 2,11,56,450. This, together with the amount of interest accrued upto 31st March 1935 viz., Rs. 1,55,932 and cash with the Imperial Bank of India viz., Rs. 390 brings the total amount of Sinking Fund to Rs. 2,13,12,772 against Rs. 1,90,52,562 the amount to which the Sinking Fund should have accumulated upto 31st March 1935.

LIABILITIES AND ASSETS.

Appendix No. 26.

48. The gross capital liabilities of the Improvement Schemes including Book-value of lands comprised in Schedules "W" and "X" stood at Rs. 17,69,47,314 at the close of the year under report and the assets at Rs. 21,36,56,218 resulting in a surplus of Rs. 3,67,08,904 the details whereof are shown in Appendix No. 26. This surplus represents the aggregate accumulations of Sinking Fund together with re-payment of Loans plus the sale proceeds of lands and special grants from the Government of India, and less the deficits on General Account to date.

GENERAL REMARKS.

(000 Omitted).

49. The first thing that would strike any one seeing the total figures of Income and Expenditure for the year under report is the surplus of Rs. 3,14 at the end of the year. After a series of deficit years one may feel inclined to heave a sigh of relief at seeing the surplus and to believe that at last the Municipality has turned the corner. But unfortunately such is not the position. Until the normal income for the year begins to balance the expenditure, the position cannot be considered as satisfactory. In order to understand the real position it is, therefore, necessary to ascertain the normal income and expenditure of the Corporation by excluding therefrom the result of the extraordinary steps which have contributed to this result.

Taking the income side first, it will be seen that the actuals for the year amount to Rs. 3,19,33. The extraordinary items of receipts which have contributed to this total are (1) sale proceeds of land Rs. 6,68, (2) transfer from Plant and Machinery Depreciation Fund Rs. 5,48 and (3) interest on Net Premia Fund Rs. 4,28 the total of such items being Rs. 16,44. Although sale proceeds of land have been credited to revenue since 1929-30, it will be admitted that it is not an ordinary item of revenue and besides from the current year the sale proceeds are proposed to be credited to Capital. The proposal has been approved by the Standing Committee and is awaiting the sanction of the Corporation. If the total of Rs. 16,44 is deducted from the total income of Rs. 3,19,33 the normal income of the Corporation from real sources of revenue would amount to Rs. 3,02,89.

Coming to the expenditure side, the actuals for the year will be found to have been Rs. 3,16,19. This expenditure would have been more by Rs. 2,10 but for the fact that the provision for depreciation amounting to Rs. 70 and the contribution of Rs. 1,40 towards the Fund for the Renewal of Road Surfaces, were temporarily deleted for reasons mentioned in paragraph 5 of the remarks of the Standing Committee on Budget Estimate A for the year 1935-36. The expenditure has also been less by Rs. 6,73 on account of the extraordinary step taken to extend the currency of the Development Loan from 18 to 30 years. Although, as a

result of this the debt charges will continue to be less upto the year 1942-43 its adverse effect will begin to be felt thereafter until the loan is fully repaid. However, omitting this aspect from consideration, for the present, the normal expenditure for the year may be taken as Rs. 3,18,29 which when compared with the income of Rs. 3,02,89 brings out a deficit of Rs. 15,40 as against the surplus of Rs. 3,14.

As far as future is concerned the gap of Rs. 15,40 may be taken as reduced by Rs. 6,90. Because extraordinary receipts in the form of interest on Net Premia Fund and excess interest on the Sinking Fund may be relied upon for some time to come. At present such amount may be taken at Rs. 3,40 but it may go on decreasing. On the expenditure side there will be a reduction of about Rs. 3,50 in debt charges on account of the conversion of the Loan for Development Schemes of Rs. 50,00 and Rs. 75,00. The gap to be filled up may therefore be taken at Rs. 8,50. The expenditure other than that of debt charges is generally of a growing nature and is likely to be more so for some time in future, as it has been considerably starved for the last few years for want of funds. As far as debt charges are concerned it all depends upon the net result of loans repaid and new loans raised.

The task of balancing the budget is bound to be more and more difficult every year and unless additional sources of revenue are forthcoming the task may become well nigh impossible.

As regards the position of the Improvement Schemes the accounts for the year show a deficit of Rs. 13,85. However, in the current year the loan of Rs. 3,70,00 will be converted on favourable terms and on that account a saving of Rs. 13,00 or so may be expected. This will effect a considerable improvement in the financial position.

I have the honour to be,

Sir,

Your most obedient servant,

M. R. TAMBE,

Chief Accountant.

APPENDICES.

MUNICIPAL ACCOUNT.

- No. 1.—General Financial Statistics.
- No. 2.—Statement of Surplus Revenue Fund for 1934-35.
- No. 3.—Statement showing the Income realised during 1934-35 as compared with estimates for the year as also with the actuals for the preceding year.
- No. 4.—Statement showing the expenditure during 1934-35 as compared with the Final sanctioned grants and the Actuals for the preceding year.
- No. 5.—Balance Sheet (Revenue) as at 31st March 1935.
- No. 6.—Statement of Special Funds for 1934-35.
- No. 7.—Balance Sheet (Capital Funds) as at 31st March 1935.
- No. 8.—Block Account, showing details of Capital Expenditure upto 31st March 1935.
- No. 9.—Statement showing (1) the total amount of Municipal loans raised, (2) the expenditure incurred there against and (3) the invested balances of the loans on 31st March 1935.
- No. 10.—Statement showing the actual investment on account of the Sinking Fund of different Municipal loans upto 31st March 1935 compared with the amounts which should have accumulated upto that date on the basis of the fixed instalments and the sums set aside as Sinking Fund as at 31st March 1935.
- No. 11.—Statement showing outstanding loans due by the Municipality, the interest outstanding on 1st April 1934 on the different loans, the amount payable for the year 1934-35 the amount paid by the Imperial Bank of India and in office during that year and the balances outstanding on 31st March 1935.
- No. 12.—Water Works, Income and Expenditure Account, including statement of income realizations for 1934-35 and preceding 5 years from water supply through meters.
- No. 12A.—Water Works Assets and Liabilities.
- No. 13.—Markets and Slaughter Houses, Income and Expenditure Account for 1934-35.
- No. 14.—Statement of Advance Accounts for 1934-35.
- No. 14A.—Statement of Advance Accounts out of Special Funds for 1934-35.
- No. 14B.—Statement of Deposit Accounts for 1934-35.
- No. 14C.—Statement of Reserve Stores Stock Accounts for 1934-35.
- No. 14D.—Statement of interest accrued but not paid in respect of the Municipal loans outstanding on 31st March 1935.
- No. 15.—Statement of amounts of receipts and expenditure respectively credited and debited to the Municipal Fund during the year 1934-35 and the balance at the credit of the Fund at the close of the year 1934-35 (i.e., 31st March 1935).
- No. 16.—Comparison of Face, Purchase, and Market values at 31st March 1935 of the different securities held in the Special Funds.
- No. 16A.—Comparison of Face, Purchase and Market values at 31st March 1935 of the different securities held in the Sinking Funds.
- No. 16B.—Statement showing the amounts of and the objects for which the donations held under Public Monuments Maintenance Fund are received from different parties upto 31st March 1935.
- No. 16C.—Statement showing the amounts of and the object for which the endowments held under Endowments Fund were received from different parties upto 31st March 1935.
- No. 17.—Statement of Town Duties collected and refunds allowed in 1934-35.
- No. 18.—Statement of net proceeds of Cotton Duty during 1934-35 and the share of the Government and the Municipality.
- No. 19.—Statement of the Income of the Bombay Municipality from 1865 to the close of the financial year 1934-35.
- No. 20.—Statement of the Expenditure of the Bombay Municipality from 1865 to the close of the financial year 1934-35.
- No. 21.—Contrasted statement of Income and Expenditure from the year 1865 to the financial year 1934-35.

IMPROVEMENT SCHEMES ACCOUNT.

- No. 22.—General Financial Statistics.
- No. 23.—General Account for the year 1934-35.
- No. 24.—General Account for 1934-35—Details of Income.
- No. 25.—General Account for 1934-35—Details of Expenditure.
- No. 26.—Balance Sheet (Capital Account) as at 31st March 1935.
- No. 27.—Block Account showing capital expenditure upto 31st March 1935.
- No. 28.—Statement showing scheduled lands as specified in the Schedules W to Z annexed to Act XIII of 1933.
- No. 29.—Statement showing the actual investments on account of the Sinking Fund of different Improvement Trust Loans upto 31st March 1935 compared with the amounts which should have accumulated upto that date on the basis of the fixed Instalments and the sums set aside as Sinking Fund, as at 31st March 1935.
- No. 30.—Statement showing outstanding loans of the Bombay Improvement Trust due by the Municipality, the interest outstanding on 1st April 1934 on the different loans, the amount payable for the year 1934-35, the amount paid during that year and the balances outstanding on 31st March 1935.
- No. 31.—Comparison of Face, Purchase and Market values at 31st March 1935 of the different securities held in the Sinking Fund.

Appendix No. 1.

General Financial Statistics.

	1930-31.	1931-32.	1932-33.	1933-34.	1934-35.
<i>General.</i>					
1. Area of the City (acres) ..	15,714	15,714	15,714	15,714	15,714
2. Population	1,161,383	1,161,383	1,161,383	1,161,383	1,161,383
<i>Rates and Assessments.</i>					
3. Ratable value .. Rs.	13,50,26,397	13,18,35,939	12,97,33,261	12,89,40,777	13,08,88,611
4. Ratable value per head of population	Rs. 116-10-4	Rs. 113-8-3	Rs. 111-11-4	Rs. 111-0-4	Rs. 112-11-2
5. Properties registered in the Assessment Book ..	46,515	46,554	47,255	47,749	48,241
<i>Income.</i>					
	Rs.	Rs.	Rs.	Rs.	Rs.
	@ 11 per cent	@ 11 per cent	@ 11 per cent.	@ 11 per cent.	@ 12 per cent.
6. General Tax	1,29,50,889	1,29,37,243	1,20,42,746	1,22,45,281	1,33,68,984
7. Income from other sources	1,90,95,783	1,89,76,933	1,79,59,635	1,91,70,690	1,85,64,122
Total Income .. Rs.	3,20,46,672	3,19,14,176	3,00,02,381	3,14,15,971	3,19,33,106
8. Incidence of Taxation per head	Rs. 24-1-2	Rs. 23-2-0	Rs. 22-2-9	Rs. 22-7-7	Rs. 22-14-10
<i>Loans.</i>					
	Rs.	Rs.	Rs.	Rs.	Rs.
9. Debt outstanding ..	17,94,36,065	17,72,55,245	17,09,24,526	16,91,47,465	16,65,35,519
10. Redemption and Sinking Funds in hand or invested	3,06,71,480	3,27,97,995	2,98,47,474	2,90,72,442	3,03,30,619
11. Net Loan Debt	14,87,64,585	14,44,57,250	14,10,77,052	14,00,75,023	13,62,04,900
12. Net Debt per head of population	Rs. 128-8-3	Rs. 124-6-2	Rs. 121-7-7	Rs. 120-9-9	Rs. 117-4-5
<i>Expenditure.</i>					
	Rs.	Rs.	Rs.	Rs.	Rs.
13. Primary Education ..	29,44,897	30,61,145	31,92,895	31,80,443	31,54,141
14. Medical Relief and Education	18,23,641	17,40,480	17,13,017	16,56,005	16,48,685
15. <i>Water Works.</i>					
Maintenance ..	12,66,526	11,91,970	10,88,457	10,57,303	10,91,600
Debt charges ..	56,10,183	55,83,634	55,32,392	55,24,713	55,37,026
16. Other City services ..	1,36,26,773	1,30,83,516	1,28,21,522	1,34,35,538	1,31,30,690
17. Debt charges—excluding water works	73,75,532	76,67,984	78,20,834	76,97,597	70,56,917
Total Expenditure .. Rs.	3,26,47,552	3,23,28,729	3,21,69,117	3,25,51,599	3,16,19,059

M. R. TAMBE,
Chief Accountant.

I. H. TAUNTON,
Municipal Commissioner.

APPENDIX No. 2.

Revenue Account for the year ended 31st March 1935.

Particulars.	Details.	Total.	Particulars.	Details.	Total.
	Rs. a. p.	Rs. a. p.		Rs. a. p.	Rs. a. p.
To Revenue Expenditure as per Appendix No. 4 ..		3,16,19,059 6 2	By Revenue of previous year renewed for payment of contribution towards Improvement Schemes during 1934-35.	22,26,453 0 4	
„ Revenue Expenditure to be incurred in 1935-36 and provided for as renewed grants.	3,07,250 0 0		„ Revenue of previous years renewed for the year 1934-35.	4,22,981 0 0	
„ Contribution towards Improvement Schemes during 1935-36.	22,28,460 0 8	25,35,710 0 8	„ Revenue Receipts as per Appendix No. 3.. ..		26,49,434 0 4
„ Balance being Surplus for the year		4,27,771 4 7			3,19,33,106 11 1
		3,45,82,540 11 5			3,45,82,540 11 5
Balance being Surplus Revenue Fund as at 31st March 1935 as per Appendix No. 5.		39,23,515 0 5	Surplus Revenue Fund as at 1st April 1934		34,95,743 11 10
			Surplus for the year		4,27,771 4 7
		39,23,515 0 5			39,23,515 0 5

M. R. TAMBE,
Chief Accountant

I. H. TAUNTON,
Municipal Commissioner.

STATEMENT showing the Net Receipts during the Financial year 1934-35 from all sources as contrasted

Actuals for 1933-34.	PARTICULARS.	Details of Actuals.	Actuals for 1934-35.	Budget Estimate for 1934-35.
1	2	3	4	5
Rs. a. p.		Rs. a. p.	Rs. a. p.	Rs. a. p.
	1.—General Tax, Indirect Taxation and Miscellaneous Revenue.			
	A—General Tax at 12 per cent.—			
At 11 per cent.				
89,54,505 10 10	(1) From the Public	99,25,999 12 3		99,36,400 0 0
5,20,506 10 0	(2) " Government	5,56,366 1 0		5,67,800 0 0
10,56,412 5 0	(3) " Port Trust	11,52,166 0 10		10,83,100 0 0
2,67,409 4 0	(4) For Improvement, Schemes Properties.	2,11,846 2 0		2,52,400 0 0
7,34,498 7 0	(5) From Mills	9,29,803 12 0		11,34,700 0 0
4,75,366 8 0	(6) " G. I. P. Railway	3,39,681 4 0		4,69,500 0 0
2,36,582 7 0	(7) " B. B. & C. I. Railway	2,53,121 6 0		2,95,000 0 0
1,22,45,281 3 10			1,33,68,984 6 1	1,37,38,900 0 0
	B—Town Duties—			
16,17,883 0 2	(1) Through Port Trust	15,09,718 11 4		18,00,000 0 0
5,19,481 5 7	(2) " G. I. P. Railway	5,85,315 0 11		4,25,000 0 0
2,32,309 15 6	(3) " B. B. & C. I. Railway	2,29,471 8 5		1,60,000 0 0
23,60,674 5 3			(a) 23,24,505 4 8	23,85,000 0 0
9,57,936 4 0	•Deduct—Refunds and Commission charges ..		(b) 9,36,528 11 0	10,85,000 0 0
14,02,738 1 3			13,87,976 9 8	13,00,000 0 0
8,86,189 7 6	C—Cotton Import Duty (Municipal Share 1/4th of net receipts)		757 13 7	9,00,000 0 0
	D—Licenses—			
2,295 8 0	Land, Conveyance, Music Licenses (issued by the Commissioner of Police)		3,004 6 0	2,300 0 0
1,43,750 0 0	E—Liquor Licenses—Commutated payment from Government (Act V of 1878)		1,43,750 0 0	1,43,750 0 0
2,54,247 7 0	F—Tobacco Duty—1/4th of Net receipts from Government (Act IV of 1857 as amended by Act I of 1932)		3,65,150 0 1	3,22,000 0 0
2,21,253 12 9	G—Interest and Profit on Investments of Surplus Loan and other Balances		2,12,961 7 2	1,75,000 0 0
	H—Miscellaneous—			
6,029 10 0	(1) Contribution from Municipal servants towards Pensions, etc., Fund	5,216 11 0		6,000 0 0
32,156 2 0	(2) Fines for offences against the Law	68,221 14 0		50,000 0 0
5,626 13 5	(3) Sale proceeds of unserviceable Tools and Plant	3,831 6 0		6,000 0 0
33,374 5 2	(4) Miscellaneous receipts	19,461 15 2		10,000 0 0
5,885 0 0	(5) Miscellaneous fees	15,822 14 1		6,000 0 0
86,207 5 8	(6) Rent of buildings and lands	76,786 1 1		80,000 0 0
1,69,279 4 3	Total, H—Miscellaneous		1,89,340 13 4	1,58,000 0 0
1,53,25,034 12 7	Carried forward Ra.		1,56,71,925 7 11	1,67,39,950 0 0

(a) These are net receipts after deducting Commission charges amounting to Rs. 70,081-5-4.

(b) This is exclusive of Commission charges amounting to Rs. 70,081-5-4.

COM E.

with the Actuals for 1933-34, the Original Budget Estimate and the Revised Estimate.

Revised Estimate for 1934-35.	Compared with the Actuals for 1933-34.		Compared with the Original Estimate.		Compared with the Revised Estimate.	
	Increase.	Decrease.	More.	Less.	More.	Less.
6	7	8	9	10	11	12
Rs. a. p.	Rs. a. p.	Rs. a. p.	Rs. a. p.	Rs. a. p.	Rs. a. p.	Rs. a. p.
1,01,65,900 0 0	9,71,494 1 5	10,400 3 9	2,39,900 3 9
5,20,600 0 0	35,859 7 0	11,433 15 0	35,866 1 0
11,52,200 0 0	95,753 11 10	69,066 0 10	33 15 2
2,01,700 0 0	55,563 2 0	40,553 14 0	10,146 2 0
8,90,100 0 0	1,95,305 5 0	2,04,896 4 0	39,703 12 0
7,01,000 0 0	1,35,685 4 0	1,29,818 12 0	3,61,318 12 0
2,73,000 0 0	16,538 15 0	41,878 10 0	19,878 10 0
1,39,04,400 0 0	13,14,951 8 3	1,91,248 6 0	69,066 0 10	4,38,981 10 9	65,716 15 0	6,21,131 8 11
17,75,000 0 0	1,08,164 4 10	2,90,281 4 8	2,65,281 4 8
4,50,000 0 0	74,833 11 4	1,60,315 0 11	1,35,315 0 11
1,75,000 0 0	2,838 7 1	69,471 8 5	54,471 8 5
24,00,000 0 0	74,833 11 4	1,11,002 11 11	2,29,786 9 4	2,90,281 4 8	1,89,786 9 4	2,65,281 4 8
11,00,000 0 0	21,407 9 0	1,48,471 5 0	1,63,471 5 0
13,00,000 0 0	74,833 11 4	89,595 2 11	2,29,786 9 4	1,41,809 15 8	1,89,786 9 4	1,01,809 15 8
1,858 0 0	8,85,431 9 11	8,99,242 2 5	1,100 2 5
3,004 0 0	708 14 0	704 6 0	0 6 0
1,43,750 0 0
3,55,000 0 0	1,10,902 9 1	43,150 0 1	10,150 0 1
1,75,000 0 0	8,292 5 7	37,961 7 2	37,961 7 2
5,000 0 0	812 15 0	783 5 0	216 11 0
40,000 0 0	36,065 12 0	18,221 14 0	28,221 14 0
5,000 0 0	1,795 7 5	2,168 10 0	1,168 10 0
10,000 0 0	13,912 6 0	9,461 15 2	9,461 15 2
9,000 0 0	9,937 14 1	9,822 14 1	6,822 14 1
80,000 0 0	9,421 4 7	3,213 14 11	3,213 14 11
1,49,000 0 0	46,003 10 1	25,942 1 0	37,506 11 3	6,165 13 11	44,723 6 3	4,382 8 11
1,60,32,012 0 0	15,47,400 4 9	12,00,509 9 5	4,18,175 2 8	14,86,199 10 9	3,68,337 11 10	7,28,424 3 11

STATEMENT showing the Net Receipts during the Financial year 1934-35 from all sources as contrasted

Actuals for 1933-34.	PARTICULARS.	Details of Actuals.	Actuals for 1934-35.	Budget Estimate for 1934-35.
1	2	3	4	5
Rs. a. p.		Rs. a. p.	Rs. a. p.	Rs. a. p.
1,53,25,034 12 7	Brought over Rs.		1,56,71,925 7 11	1,67,39,950 0 0
	2.—Water Works.			
	Water Tax and other Miscellaneous Water Works Revenue—			
29,70,808 13 11	(1) On Ratable Value	30,34,549 14 0		30,12,600 0 0
31,73,017 7 8	(2) By Measurement per 1,000 gallons ..	31,49,252 12 8		32,89,400 0 0
67,095 1 0	(3) Rent of Water Meters	68,393 7 0		66,000 0 0
87,495 6 0	(4) Compounded Tax	75,392 14 6		74,000 0 0
5,112 2 0	(5) Rent of Buildings and Lands ..	5,993 2 0		6,000 0 0
63,03,528 14 7	(6) Miscellaneous—	63,33,582 2 2		64,48,000 0 0
14,071 1 4	Miscellaneous receipts	14,530 11 11		14,000 0 0
63,17,599 15 11			63,48,112 14 1	64,62,000 0 0
	3.—Education, Primary.			
6,94,732 0 0	A.—Contribution from Government ..	7,49,875 0 0		7,24,000 0 0
25,840 12 3	B.—Miscellaneous—			
7,20,572 12 3	Miscellaneous Receipts		7,49,875 0 0	7,24,000 0 0
	4.—Education, Secondary.			
8 0 0	Miscellaneous—			
	Miscellaneous Receipts		59 7 0	50 0 0
	5.—Public Health Department.			
	Miscellaneous—			
5,570 13 5	(1) Miscellaneous Receipts	7,436 11 1		5,000 0 0
17,885 0 3	(2) Miscellaneous fees	19,160 13 0		18,000 0 0
47,470 4 0	(3) Rent of Buildings and Lands ..	47,153 7 6		48,000 0 0
12,238 8 0	(4) Sale of rights	795 8 0		12,600 0 0
83,164 9 8			74,546 7 7	83,500 0 0
	6.—Medical Relief and Education.			
2,800 8 0	A.—Interest realised on donations from the Public		2,800 8 0	2,800 0 0
	B.—Miscellaneous—			
711 5 1	(1) Miscellaneous Receipts	535 4 1		40,000 0 0
4,213 3 9	(2) Miscellaneous fees	6,594 13 9		4,000 0 0
668 8 0	(3) Rent of Buildings and Lands ..	445 6 0		600 0 0
5,593 0 10			7,575 7 10	44,600 0 0
91,528 3 0	C.—Receipts from Gordhandas Sunderdas Medical College		99,840 2 0	97,300 0 0
2,396 12 0	D.—Receipts from King Edward Memorial Hospital		2,287 12 1	1,800 0 0
1,02,318 7 10	Total, 6.—Medical Relief, etc.		1,12,503 13 11	1,46,500 0 0
2,25,48,698 10 3	Carried forward Rs.		2,29,57,023 2 6	2,41,56,000 0 0

No. 3—continued.

COM E.

with the Actuals for 1933-34, the Original Budget Estimate and the Revised Estimate.

Revised Estimate for 1934-35.	Compared with the Actuals for 1933-34.		Compared with the Original Estimate.		Compared with the Revised Estimate.	
	Increase.	Decrease.	More.	Less.	More.	Less.
6	7	8	9	10	11	12
Rs. a. p.	Rs. a. p.	Rs. a. p.	Rs. a. p.	Rs. a. p.	Rs. a. p.	Rs. a. p.
1,60,32,012 0 0	15,47,400 4 9	12,00,509 9	4,18,175 2 8	14,86,199 10 9	3,68,337 11 10	7,28,424 3 11
30,72,900 0 0	63,741 0 1	23,764 11 0	21,949 14 0	1,40,147 3 4	13,952 12 8	38,350 2 0
31,35,300 0 0
69,000 0 0	1,298 6 0	12,102 7 6	2,393 7 0	606 9 0
74,000 0 0	1,392 14 6	1,392 14 6
6,500 0 0	881 0 0	6 14 0	506 14 0
63,57,700 0 0	65,920 6 1	35,867 2 6	25,736 3 6	1,40,154 1 4	15,845 11 2	39,463 9 0
14,000 0 0	459 10 7	530 11 11	530 11 11
63,71,700 0 0	66,380 0 8	35,867 2 6	26,266 15 5	1,40,154 1 4	15,876 7 1	39,463 9 0
7,14,600 0 0	55,143 0 0	25,875 0 0	35,275 0 0
.....	25,840 12 3
7,14,600 0 0	55,143 0 0	25,840 12 3	25,875 0 0	35,275 0 0
10 0 0	51 7 0	9 7 0	49 7 0
5,000 0 0	1,865 13 8	2,436 11 1	2,436 11 1
16,000 0 0	1,275 12 9	1,160 13 0	1,160 13 0
47,000 0 0	316 12 6	846 8 6	153 7 6
1,200 0 0	11,443 0 0	11,704 8 0	404 9 0
71,200 0 0	3,141 10 5	11,759 12 6	3,597 8 1	12,551 0 6	3,750 15 7	404 8 0
2,800 0 0	0 8 0	0 8 0
500 0 0	176 1 0	39,464 11 11	35 4 1
4,500 0 0	2,381 10 0	2,594 13 9	2,094 13 9
500 0 0	223 2 0	154 10 0	54 10 0
5,500 0 0	2,381 10 0	399 3 0	2,594 13 9	39,619 5 11	2,130 1 10	54 10 0
1,02,000 0 0	8,311 15 0	2,540 2 0	2,159 14 0
1,800 0 0	108 15 11	487 12 1	487 12 1
1,12,100 0 0	10,693 9 0	508 2 11	5,623 3 10	39,619 5 11	2,618 5 11	2,214 8 0
2,33,01,622 0 0	16,82,809 15 10	12,74,485 7 7	4,79,547 5 0	16,78,524 2 6	4,25,907 15 5	7,70,506 12 11

STATEMENT showing the Net Receipts during the Financial year 1934-35 from all sources as contrasted

Actuals for 1933-34.	PARTICULARS.	Details of Actuals.	Actuals for 1934-35.	Budget Estimate for 1934-35.
1	2	3	4	5
Rs. a. p.		Rs. a. p.	Rs. a. p.	Rs. a. p.
2,25,48,698 10 3	Brought over Rs.		2,29,57,023 2 6	2,41,56,000 0 0
	7.—Street cleansing and Conservancy, Road Watering and Halalkhore Service.			
	A.—Halalkhore Tax—			
29,61,674 5 9	(1) On Ratable value	30,20,691 5 8		30,47,200 0 0
1,27,290 10 0	(2) For special service	1,27,863 3 0		1,27,500 0 0
30,88,964 15 9			31,48,554 8 6	31,74,700 0 0
	B.—Miscellaneous—			
25,644 0 0	(1) Sale of Rights	37,908 9 3		28,000 0 0
4,630 14 9	(2) Miscellaneous Receipts	2,707 13 5		5,000 0 0
13,689 15 3	(3) Miscellaneous Fees	14,258 15 0		13,000 0 0
67,029 1 0	(4) Rent of Buildings and Lands	65,734 7 0		67,000 0 0
1,10,993 15 0			1,20,609 12 8	1,13,000 0 0
31,99,958 14 9			32,69,164 5 2	32,87,700 0 0
	8.—Roads, Drains and Sewers.			
	A.—Wheel Tax and Government contribution in lieu of Tolls—			
7,36,453 12 6	(1) Private conveyances	7,66,225 2 4		7,25,000 0 0
2,95,939 2 4	(2) Public conveyances	3,55,458 2 0		3,15,000 0 0
25,000 0 0	(3) Contribution from Govt. in lieu of Tolls	25,000 0 0		25,000 0 0
10,57,392 14 10			11,46,683 4 4	10,65,000 0 0
	B.—Ground Rent—			
65,524 9 0	(1) From Tramway Co.	65,524 9 0		65,000 0 0
41,384 7 7	(2) „ Telephone Co.	33,500 0 0		67,000 0 0
1,06,909 0 7	(3) „ Private Parties	40,804 2 7		41,000 0 0
			1,39,828 11 7	1,73,000 0 0
	C.—Miscellaneous—			
67,715 3 0	(1) Miscellaneous receipts	48,022 15 9		40,000 0 0
28,287 10 10	(2) Miscellaneous fees	35,696 14 2		23,000 0 0
29,013 5 2	(3) Rent of Buildings and Lands	34,606 14 0		40,000 0 0
1,25,016 3 6			1,18,326 11 11	1,03,000 0 0
1,715 8 0	D.—Interest realised on donations		1,799 2 6	1,700 0 0
12,91,033 10 11	Total, 8.—Roads, Drains and Sewers		14,06,637 14 4	13,42,700 0 0
	9.—Mechanical.			
	Miscellaneous—			
28,427 11 1	Miscellaneous receipts		35,783 5 7	11,500 0 0
2,70,68,118 15 0	Carried forward Rs. .		2,76,68,608 11 7	2,87,97,900 0 0

No. 3—continued.

C O M E.

with the Actuals for 1933-34, the Original Budget Estimate and the Revised Estimate.

Revised Estimate for 1934-35.	Compared with the Actuals for 1933-34.		Compared with the Original Estimate.		Compared with the Revised Estimate.	
	Increase.	Decrease.	More.	Less.	More.	Less.
6	7	8	9	10	11	12
Rs. a. p.	Rs. a. p.	Rs. a. p.	Rs. a. p.	Rs. a. p.	Rs. a. p.	Rs. a. p.
2,33,01,822 0 0	16,82,809 15 10	12,74,485 7 7	4,79,547 5 0	16,78,524 2 6	4,25,907 15 5	7,70,506 12 11
30,55,000 0 0	59,016 15 9	26,508 10 8	34,308 10 8
1,34,900 0 0	572 9 0	363 3 0	7,036 13 0
31,89,900 0 0	59,589 8 9	363 3 0	26,508 10 8	41,345 7 6
40,000 0 0	12,264 9 3	9,908 9 3	2,091 6 9
5,000 0 0	1,923 1 4	2,292 2 7	2,292 2 7
15,000 0 0	568 15 9	1,258 15 0	741 1 0
66,000 0 0	1,294 10 0	1,265 9 0	265 9 0
1,26,000 0 0	12,833 9 0	3,217 11 4	11,167 8 3	3,557 11 7	5,390 3 4
33,15,900 0 0	72,423 1 9	3,217 11 4	11,530 11 3	30,066 6 1	46,735 10 10
7,65,000 0 0	29,771 5 10	41,225 2 4	1,225 2 4
3,00,000 0 0	59,518 15 8	40,458 2 0	55,458 2 0
25,000 0 0
10,90,000 0 0	89,290 5 6	81,683 4 4	56,683 4 4
65,000 0 0	524 9 0	524 9 0
67,000 0 0	33,500 0 0	33,500 0 0	33,500 0 0
41,000 0 0	580 5 0	195 13 5	195 13 5
1,73,000 0 0	33,500 0 0	580 5 0	524 9 0	33,695 13 5	524 9 0	33,695 13 5
68,000 0 0	19,692 3 9	8,022 15 9	19,977 0 3
29,000 0 0	7,409 3 4	12,696 14 2	6,696 14 2
32,000 0 0	5,593 8 10	5,393 2 0	2,606 14 0
1,29,000 0 0	13,002 12 2	19,692 3 9	20,719 13 11	5,393 2 0	9,303 12 2	19,977 0 3
1,700 0 0	83 10 6	99 2 6	99 2 6
13,93,700 0 0	1,35,876 12 2	20,272 8 9	1,03,026 13 9	39,088 15 5	66,610 12 0	53,672 13 8
11,500 0 0	7,355 10 6	24,283 5 7	24,283 5 7
2,80,22,722 0 0	18,98,465 8 3	12,97,975 11 8	6,18,388 3 7	17,47,679 8 0	5,16,802 1 0	8,70,915 5 5

STATEMENT showing the Net Receipts during the Financial year 1934-35 from all sources as contrasted

Actuals for 1933-34.	PARTICULARS.	Details of Actuals.	Actuals for 1934-35.	Budget Estimate for 1934-35.
1	2	3	4	5
Rs. a. p.		Rs. a. p.	Rs. a. p.	Rs. a. p.
2,70,68,118 15 0	Brought over..		2,76,68,608 11 7	2,87,97,900 0 0
	10.—Buildings, Land Acquisition and Management.			
12,71,064 15 2	A.—Sale-proceeds of Surplus Land	6,68,043 15 7		10,00,000 0 0
2,49,648 5 9	B.—Rent of Buildings	2,12,398 13 2		3,16,000 0 0
78,498 0 9	C.—Ground Rent	1,00,017 15 7		75,000 0 0
	D.—Miscellaneous—			
15,436 11 1	(1) Sale of Rights and Miscellaneous Receipts	28,802 14 10		14,000 0 0
1,49,907 13 10	(2) Miscellaneous fees	1,29,588 13 1		87,000 0 0
1,797 6 0	(3) Rent of Buildings and Lands	1,000 5 0	
17,66,353 4 7			11,39,852 13 3	14,92,000 0 0
	11.—Fire Brigade.			
	A.—Fire Tax at $\frac{1}{4}$ per cent.			
4,06,744 0 0	(1) From the Public	4,13,162 11 0		4,14,000 0 0
23,659 5 0	(2) " Government	25,153 10 0		23,700 0 0
48,018 11 0	(3) " Port Trust	48,006 15 2		45,100 0 0
12,138 4 0	(4) For Improvement Schemes Properties	8,688 6 0		10,500 0 0
33,898 15 0	(5) From Mills	39,674 14 0		47,300 0 0
21,610 3 0	(6) " G. I. P. Rly.	13,669 5 0		19,600 0 0
10,754 4 0	(7) " B. B. & C. I. Rly.	10,535 1 0		12,300 0 0
5,56,823 10 0			5,58,890 14 2	5,72,500 0 0
	B.—Miscellaneous—			
9,847 10 3	Miscellaneous Receipts		13,951 4 0	10,000 0 0
5,66,671 4 3			5,72,842 2 2	5,82,500 0 0
	12.—Licensing and Removal of Encroachment on Public Street.			
	A.—Licenses for Dangerous and Offensive Trades		1,75,145 4 3	1,66,000 0 0
1,67,463 1 0	B.—Removal of encroachment on Public Streets—			
	Licenses for Squatters and Hawkers and fees for Removal of Encroachment		1,24,835 13 0	1,30,000 0 0
1,34,905 8 0	C.—Miscellaneous—			
1,076 13 0	(1) Miscellaneous Receipts	1,098 3 0		900 0 0
53,093 15 0	(2) Advertisements	57,651 6 7		45,000 0 0
54,170 12 0			58,749 3 7	45,900 0 0
3,56,539 5 0			3,58,730 4 10	3,41,900 0 0
	13.—Gardens and Open Spaces.			
	Miscellaneous—			
367 14 0	(1) Miscellaneous Receipts	771 8 6		200 0 0
50,709 3 0	(2) Rent of Buildings and Lands	50,831 8 0		50,600 0 0
51,077 1 0			51,603 0 6	50,800 0 0
	14.—Markets and Slaughter Houses.			
	Miscellaneous—			
3,05,619 10 5	(1) Stall Rents	3,05,868 3 1		3,20,000 0 0
1,26,540 1 0	(2) Squatters' fees	1,32,057 7 0		1,20,000 0 0
1,36,000 0 0	(3) Fair ground and feeding fees	1,40,000 0 0		1,40,000 0 0
4,01,487 7 0	(4) Slaughter fees	4,07,551 7 0		4,00,000 0 0
1,08,186 11 4	(5) Miscellaneous Receipts	1,14,949 13 2		1,10,000 0 0
12,476 7 8	(6) Rent of Buildings and Lands	15,918 14 0		10,000 0 0
29,114 3 9	(7) Cold Storage rent	27,376 12 0		32,000 0 0
11,21,424 9 2			11,43,722 8 3	11,32,000 0 0
	15.—Contribution from Capital Funds to Revenue on account of Loan Works Staff		21,258 1 0	33,376 0 0
27,906 8 3				
	16.—Extraordinary Receipts.			
	(a) Transfer from Plant and Machinery Depreciation Fund	5,48,000 0 0		5,48,000 0 0
2,75,000 0 0	(b) Interest on Net Premia Fund	4,28,489 1 6		1,65,000 0 0
1,82,880 0 7				
4,57,880 0 7			9,76,489 1 6	7,13,000 0 0
3,14,15,970 15 10	Total Income Rs. ..		3,19,33,106 11 1	3,31,43,476 0 0

M. R. TAMBE,
Chief Accountant.

No. 3—concluded.

C O M E.

with the Actuals for 1933-34, the Original Budget Estimate and the Revised Estimate.

Revised Estimate for 1934-35.	Compared with the Actuals for 1933-34.		Compared with the Original Estimate.		Compared with the Revised Estimate.	
	Increase.	Decrease.	More.	Less.	More.	Less.
6	7	8	9	10	11	12
Rs. a. p.	Rs. a. p.	Rs. a. p.	Rs. a. p.	Rs. a. p.	Rs. a. p.	Rs. a. p.
2,80,22,722 0 0	18,98,465 8 3	12,97,975 11 8	6,18,388 3 7	17,47,679 8 0	5,16,802 1 0	8,70,915 5 5
6,00,000 0 0	6,03,020 15 7	3,31,956 0 5	68,043 15 7
2,15,000 0 0	37,249 8 7	1,03,601 2 10	2,601 2 10
97,000 0 0	21,519 14 10	25,017 15 7	3,017 15 7
33,000 0 0	13,366 3 9	14,802 14 10	4,197 1 2
1,10,000 0 0	20,319 0 9	42,588 13 1	19,588 13 1
.....	797 1 0	1,000 5 0	1,000 5 0
10,55,000 0 0	34,886 2 7	6,61,386 9 11	83,410 0 6	4,35,557 3 3	91,651 1 3	6,798 4 0
4,23,500 0 0	6,418 11 0	837 5 0	10,337 5 0
23,700 0 0	1,494 5 0	1,453 10 0	1,453 10 0
48,000 0 0	11 11 10	2,908 15 2	6 15 2
8,400 0 0	3,449 14 0	1,811 10 0	288 6 0
37,100 0 0	5,775 15 0	7,625 2 0	2,574 14 0
29,200 0 0	7,940 14 0	5,930 11 0	15,530 11 0
11,400 0 0	219 3 0	1,785 15 0	864 15 0
5,81,300 0 0	13,688 15 0	11,621 10 10	4,360 9 2	17,969 11 0	4,323 13 2	26,732 15 0
12,000 0 0	4,103 9 9	3,951 4 0	1,951 4 6
5,93,300 0 0	17,792 8 9	11,621 10 10	8,311 13 2	17,969 11 0	6,275 1 2	26,732 15 0
1,71,000 0 0	7,682 3 3	9,145 4 3	4,145 4 3
1,18,000 0 0	10,069 11 0	5,164 3 0	6,835 13 0
900 0 0	21 6 0	198 3 0	198 3 0
50,000 0 0	4,557 1 7	12,651 0 7	7,651 0 7
50,900 0 0	4,578 7 7	12,849 3 7	7,849 3 7
3,39,900 0 0	12,260 10 10	10,069 11 0	21,994 7 10	5,164 3 0	18,830 4 10
636 0 0	403 10 6	571 8 6	135 8 6
50,664 0 0	122 5 0	231 8 0	167 8 0
51,300 0 0	525 15 6	803 0 6	303 0 6
3,12,000 0 0	248 8 8	14,131 12 11	6,131 12 11
1,40,000 0 0	5,517 6 0	12,057 7 0	7,942 9 0
1,40,000 0 0	2,000 0 0
4,05,000 0 0	6,064 0 0	7,551 7 0	2,551 7 0
1,10,000 0 0	6,763 1 10	4,949 13 2	4,949 13 2
16,000 0 0	3,442 6 4	5,918 14 0	81 2 0
27,000 0 0	1,737 7 9	4,623 4 0	376 12 0
11,50,000 0 0	24,035 6 10	1,737 7 9	30,477 9 2	18,755 0 11	7,878 0 2	14,155 7 11
28,814 0 0	6,648 7 3	12,117 15 0	7,555 15
5,48,000 0 0	2,73,000 0 0
3,75,000 0 0	2,45,609 0 11	2,63,489 1 6	53,489 1 6
9,23,000 0 0	5,18,609 0 11	2,63,489 1 6	53,489 1 6
3,21,64,036 0 0	25,06,575 5 8	19,89,439 10 5	10,26,874 4 3	22,37,243 9 2	6,95,228 10 5	9,26,157 15 4

I. H. TAUNTON,
Municipal Commissioner.

Appendix EXPEN

STATEMENT showing the Actuals as compared with the Final Sanctioned

Actuals for 1933-34.	PARTICULARS.	Details of Actuals.	Actuals for 1934-35.	Final Grants sanctioned for Expenditure during 1934-35
1	2	3	4	5
Rs. a. p.		Rs. a. p.	Rs. a. p.	Rs. a. p.
	I.—General Supervision, Collection of Revenue, etc.			
	A.—General Superintendence—			
89,879 4 10	(a) Corporation and Standing Committee	74,490 1 0		1,07,437 0 0
95,092 13 11	(b) Municipal Commissioner's Personal and General Office. ..	82,660 0 11		96,920 0 0
1,92,736 2 10	(c) Audit and Accounts	1,54,918 9 3		1,93,388 0 0
3,77,708 5 7			3,12,068 11 2	3,97,745 0 0
	B.—Collection of Revenue—			
3,31,516 13 4	(a) Property and Wheel Tax Establishment	3,28,875 15 4		3,36,440 0 0
8,957 3 11	(b) Town Duty Collections	8,828 12 6		10,827 0 0
1,18,119 3 8	(c) Town Duty Refund Branch ..	1,16,294 5 6		1,23,855 0 0
4,58,593 4 11			4,53,999 1 4	4,71,122 0 0
23,738 15 1	C.—Upkeep of Municipal Head Office ..		23,699 10 11	27,174 0 0
61,293 2 8	D.—General Stores		62,330 1 5	64,448 0 0
75,878 2 8	E.—Miscellaneous Charges		55,451 4 2	1,09,754 0 0
4,414 8 2	F.—Election Expenses		89,352 5 4	1,08,560 0 0
35,674 0 0	New Works		35,353 10 10	35,757 0 0
10,37,300 7 1	Debt Charges		10,32,254 13 2	12,14,560 0 0
24,999 1 8	<i>Deduct—Proportionate share debitable to Improvement Schemes</i>		*
10,12,301 5 5			10,32,254 13 2	12,14,560 0 0
	II.—Water Works.			
4,67,978 1 6	A.—Establishment and Labour	4,58,209 13 1		4,62,658 0 0
1,97,421 14 8	B.—Repairs and Maintenance	2,42,390 13 3		2,51,347 0 0
30,580 0 0	C.—Meters	30,550 12 4		30,765 0 0
1,34,553 12 11	D.—Miscellaneous	1,28,393 6 11		1,36,606 0 0
4,663 2 7	New Works	813 7 0		1,755 0 0
55,24,712 14 8	Debt Charges	55,37,026 5 0		56,57,036 5 6
2,22,106 7 10	Proportion of General Supervision and Collection of Revenue	2,31,241 13 6		2,47,603 0 0
65,82,016 6 2			66,28,826 7 1	67,87,770 5 6
	III.—Education, Primary.			
31,77,293 8 5	A.—Municipal Institutions	31,52,141 4 6		31,77,818 0 0
3,150 0 0	B.—Aided Institutions	2,000 0 0		2,800 0 0
1,50,844 5 0	Debt Charges	1,50,363 1 0		1,52,242 1 0
33,31,287 8 5			33,04,504 5 6	33,32,860 1 0
	IV.—Education, Secondary.			
14,746 5 4	A.—Municipal Institutions	14,495 4 10		15,130 0 0
35,530 0 0	B.—Aided Institutions	34,360 0 0		34,360 0 0
50,276 5 4			48,855 4 10	49,490 0 0
	V.—Public Health Department.			
4,92,992 0 8	A.—General Supervision	5,01,386 14 11		5,08,973 0 0
15,176 15 10	B.—Epidemics	14,305 1 7		16,184 0 0
48,723 14 2	C.—Vaccination	53,950 7 11		55,998 0 0
1,73,506 2 5	D.—Malaria	1,59,922 9 5		1,68,900 0 0
7,30,399 1 1		7,29,565 1 10		7,50,055 0 0
1,09,75,881 9 4	0 Carried over Rs. ..		1,10,14,240 14 7	1,13,84,680 6 6

* The amount chargeable to the Improvement Schemes Account is shown by way of deduction under the respective service heads.

No. 4.

DITURE.

Grants for 1934-35 and the Actuals for the preceding year.

Final Grants compared with the Actuals.			Compared with the Actuals for 1933-34.	
Balance Unexpended.	Required to be renewed in 1935-36.	Savings.	Increase.	Decrease.
6	7	8	9	10
Ra. a. p.	Ra. a. p.	Ra. a. p.	Ra. a. p.	Ra. a. p.
32,946 15 0	10,144 0 0	22,802 15 0	15,389 3 10
14,259 15 1	120 0 0	14,139 15 1	12,432 13 0
38,469 6 9	275 0 0	38,194 6 9	37,817 8 7
85,676 4 10	10,539 0 0	75,137 4 10	65,639 9 5
7,564 0 8	884 0 0	6,680 0 8	2,640 14 0
1,998 3 6	132 0 0	1,866 3 6	128 7 5
7,560 10 6	368 0 0	7,192 10 6	1,824 14 2
17,122 14 8	1,384 0 0	15,738 14 8	4,594 3 7
3,474 5 1	418 0 0	3,056 5 1	39 5 2
2,117 14 7	806 0 0	1,311 14 7	1,036 14 9
54,302 11 10	38,711 0 0	15,591 11 10	20,426 14 6
19,207 10 8	565 0 0	18,642 10 8	84,937 13 2
403 5 2	14 0 0	389 5 2	320 5 2
1,82,305 2 10	52,437 0 0	1,29,868 2 10	85,974 11 11	91,020 5 10
....	Or. 24,999 1 8
1,82,305 2 10	52,437 0 0	1,29,868 2 10	85,974 11 11	66,021 4 2
4,448 2 11	250 0 0	4,198 2 11	9,768 4 5
8,956 2 9	1,612 0 0	7,344 2 9	44,968 14 7
214 3 8	214 3 8	29 3 8
8,212 9 1	3,388 0 0	4,824 9 1	6,160 6 0
941 9 0	941 9 0	3,849 11 7
1,20,010 0 6	61,007 0 0	59,003 0 6	12,313 6 4
16,361 2 6	8,220 0 0	8,141 2 6	9,135 5 8
1,59,143 14 5	74,477 0 0	84,666 14 5	66,417 10 7	19,807 9 8
25,676 11 6	946 0 0	24,730 11 6	25,151 14 11
800 0 0	800 0 0	1,150 0 0
1,879 0 0	311 0 0	1,568 0 0	481 4 0
28,355 11 6	2,057 0 0	26,298 11 6	26,783 2 11
634 11 2	18 0 0	616 11 2	251 0 6
....	1,170 0 0
634 11 2	18 0 0	616 11 2	1,421 0 6
7,586 1 1	1,217 0 0	6,369 1 1	8,394 14 3
1,878 14 5	314 0 0	1,564 14 5	871 14 3
2,047 8 1	93 0 0	1,954 8 1	5,226 9 9
8,977 6 7	26 0 0	8,951 6 7	13,583 9 0
20,489 14 2	1,650 0 0	18,839 14 2	13,621 8 0	14,455 7 3
3,70,439 7 11	1,28,989 0 0	2,41,450 7 11	1,52,392 6 6	1,14,033 1 3

Appendix
EXPEN

Actuals for 1933-34.	PARTICULARS.	Details of Actuals.	Actuals for 1934-35.	Final Grants sanctioned for Expenditure during 1934-35.
1	2	3	4	5
Rs. a. p.		Rs. a. p.	Rs. a. p.	Rs. a. p.
1,09,75,881 9 4	Brought forward Rs. ..		1,10,14,240 14 7	1,13,84,680 6 6
7,30,399 1 1	V.—Public Health Department. brought forward ..	7,29,565 1 10		7,50,055 0 0
	E.—Miscellaneous—			
13,638 12 10	(a) Cemeteries	12,094 10 3		12,707 0 0
22,503 1 2	(b) Laboratory	25,614 5 4		25,899 0 0
42,927 3 11	(c) Mahaluxmi Dhobiwada	43,284 4 10		49,045 0 0
329 11 2	(d) Dharmashalas	335 15 1		442 0 0
5,544 4 1	(e) Destruction of dogs	5,665 10 7		6,667 0 6
84,943 1 2		86,994 14 1		94,760 0 0
1,234 5 0	New Works	2,451 2 0		4,667 0 0
83,046 15 0	Debt charges	83,072 8 8		84,137 5 6
8,99,623 6 3			9,02,083 10 7	9,33,619 5 6
	VI.—Medical Relief and Education.			
	A.—Hospitals and Dispensaries—			
	(a) Infectious Diseases Hospitals—			
10,968 0 0	I.—Establishment	10,968 0 0		10,968 0 0
97,416 5 5	II.—Arthur Road Hospital for Infectious Diseases.	83,084 6 7		91,440 0 0
58,293 9 10	III.—Maratha Hospital for Plague and other Diseases	53,544 12 4		56,354 0 0
1,66,677 15 3		1,47,597 2 11		1,58,762 0 0
82,122 4 11	(b) Maternity Homes	82,201 12 4		88,733 0 0
66,357 3 0	(c) Dispensaries for out-patients ..	64,625 15 1		65,598 0 0
3,15,157 7 2		2,94,424 14 4		3,13,093 0 0
13,782 0 1	B.—Medical and Nursing Assistance to Poor People in their Houses ..	13,894 10 9		14,384 0 0
4,14,500 0 0	C.—Statutory Contribution to Govt. Medical Institutions	4,14,500 0 0		4,14,500 0 0
1,31,181 5 3	D.—Grants-in-Aid to Public Medical Institutions, Convalescent Homes, Isolation Asylums, Sanitary Societies, etc.	1,36,660 7 3		1,51,070 0 0
45,972 10 8	E.—Anti-tuberculosis League Dispensary.	52,044 3 9		55,317 0 0
25,002 11 2	F.—League for combating Venereal Diseases	23,485 10 1		24,471 0 0
4,94,018 6 5	G.—King Edward VII Memorial Hospital	4,83,595 1 3		5,14,442 0 0
2,12,895 5 4	H.—Gordhandas Sunderdas Medical College	2,27,454 5 1		2,36,956 0 0
3,494 14 6	New Works	2,625 2 10		4,067 0 0
4,21,914 0 0	Debt charges	4,21,258 4 0		4,31,761 2 2
20,77,918 12 7			20,69,942 11 4	21,60,061 2 2
1,39,53,423 12 2	Carried over Ra. ..		1,39,86,267 4 6	1,44,78,360 14 2

No. 4—continued.

DITURE.

Final Grants compared with the Actuals.			Compared with the Actuals for 1933-34.	
Balance Unexpended.	Required to be renewed in 1935-36.	Savings.	Increase.	Decrease.
6	7	8	9	10
Rs. a. p.	Rs. a. p.	Rs. a. p.	Rs. a. p.	Rs. a. p.
3,70,439 7 11	1,28,989 0 0	2,41,450 7 11	1,52,392 6 6	1,14,033 1 3
20,489 14 2	1,650 0 0	18,839 14 2	13,621 8 0	14,455 7 3
612 5 9	1 0 0	611 5 9	1,544 2 7
284 10 8	8 0 0	276 10 8	3,111 4 2
5,760 11 2	2,181 0 0	3,579 11 2	357 0 11
106 0 11	65 0 0	41 0 11	6 3 11
1,001 5 5	6 0 0	995 5 5	121 6 6
7,765 1 11	2,261 0 0	5,504 1 11	3,595 15 6	1,544 2 7
2,215 14 0	1,087 0 0	1,128 14 0	1,216 13 0
1,064 12 10	442 0 0	622 12 10	25 9 8
31,535 10 11	5,440 0 0	26,095 10 11	18,459 14 2	15,999 9 10
.....
8,355 9 5	710 0 0	7,645 9 5	14,331 14 10
2,809 3 8	2,809 3 8	4,748 13 6
11,164 13 1	710 0 0	10,454 13 1	19,080 12 4
6,531 3 8	2,530 0 0	4,001 3 8	79 7 5
972 0 11	307 0 0	665 0 11	1,731 3 11
18,668 1 8	3,547 0 0	15,121 1 8	79 7 5	20,812 0 3
489 5 3	67 0 0	422 5 3	112 10 8
.....
14,409 8 9	2,708 0 0	11,701 8 9	5,479 2 0
3,272 12 3	102 0 0	3,170 12 3	6,071 9 1
985 5 11	275 0 0	710 5 11	1,517 1 1
30,846 14 9	4,902 0 0	25,944 14 9	10,423 5 2
9,501 10 11	5,165 0 0	4,336 10 11	14,559 15 9
1,441 13 2	570 0 0	871 13 2	869 11 8
10,502 14 2	1,867 0 0	8,635 14 2	655 12 0
90,118 6 10	19,203 0 0	70,915 6 10	26,301 12 11	34,277 14 2
4,92,093 9 8	1,53,632 0 0	3,38,461 9 8	1,97,154 1 7	1,64,310 9 3

Appendix EXPEN

Actuals for 1933-34.	PARTICULARS.	Details of Actuals.	Actuals for 1934-35.	Final Grants sanctioned for Expenditure during 1934-35.
1	2	3	4	5
Rs. a. p.		Rs. a. p.	Rs. a. p.	Rs. a. p.
1,39,53,423 12 2	Brought forward Rs. ..		1,39,86,267 4 6	1,44,78,360 14 2
	VII.—Street Cleansing and Conservancy, Road Watering and Halalkhore Service.			
	A.—Street Cleansing and Conservancy—			
1,93,370 9 5	(a) Superintendence			1,94,881 0 0
42,810 7 4	Inspection	1,91,276 14 4		43,325 0 0
	(b) Veterinary	41,373 12 6		
	(c) Street Cleansing and Sanitation—			
9,52,102 0 8	(a) Scavengering	9,39,740 10 2		9,41,930 0 0
72,337 7 0	(b) Road Scraping	73,446 11 0		73,765 0 0
87,262 5 10	(d) Gully Flushing	80,743 0 9		90,608 0 0
13,47,882 14 3	cc	13,26,581 0 9		13,44,509 0 0
	(e) Removal of Town Refuse to Tardeo for transport to Deonar—			
2,79,895 13 8	1. Bullock Traction	2,46,334 10 6		2,83,916 0 0
955 3 3	2. Incineration	1,099 9 0		1,504 0 0
1,08,316 5 1	3. Loading Siding	91,317 12 10		1,16,849 0 0
3,89,167 6 0		3,38,752 0 4		4,02,269 0 0
92,565 11 9	(f) Miscellaneous	94,060 11 9		1,04,555 0 0
18,29,616 0 0		17,59,393 12 10		18,51,333 0 0
1,97,834 4 6	B.—Transport of refuse, etc., to Deonar	1,97,703 7 9		2,25,586 0 0
30,212 11 6	C.—Road Watering	27,156 5 9		35,000 0 0
	D.—Halalkhore Service—			
2,71,792 1 1	(a) Cleansing and Sanitation	2,56,533 0 10		2,64,608 0 0
58,870 3 3	(b) Bullock Traction	48,085 5 5		60,037 0 0
71,689 7 10	(c) Miscellaneous	56,164 6 11		71,840 0 0
4,02,351 12 2		3,60,782 13 2		3,96,485 0 0
2,590 11 0	New Works	39,762 12 5		51,772 0 0
4,71,435 15 0	Debt Charges	4,88,832 11 0		5,19,587 12 2
20,34,041 6 2			28,73,631 14 11	30,79,763 12 2
	VIII.—Roads, Drains and Sewers.			
1,47,376 11 1	A.—General	1,39,201 10 6		1,51,066 0 0
10,63,027 2 7	B.—Maintenance of Roads	8,91,863 8 2		10,84,672 0 0
10,04,049 1 5	C.—Public Lighting	9,91,529 12 10		9,97,393 0 0
3,01,426 4 10	D.—Cleansing of Drains and Sewers and Street connections	2,89,147 0 7		2,96,696 0 0
25,15,879 3 11		23,11,742 0 1		25,29,827 0 0
55,193 14 7	New Works	53,938 8 9		60,829 0 0
33,19,923 4 4	Debt Charges	34,89,044 14 3		36,30,074 6 1
58,90,996 6 10			58,54,725 7 1	62,20,730 6 1
2,27,78,461 9 2	Carried over Rs.		2,27,14,624 10 6	2,37,78,855 0 5

No. 4—continued.

DITURE.

Final Grants compared with the Actuals.			Compared with the Actuals for 1933-34.	
Balance unexpended.	Required to be renewed in 1935-36.	Savings.	Increase.	Decrease.
6	7	8	9	10
Rs. a. p.	Rs. a. p.	Rs. a. p.	Rs. a. p.	Rs. a. p.
4,92,093 9 8	1,53,632 0 0	3,38,461 9 8	1,97,154 1 7	1,64,310 9 3
3,604 1 8	827 0 0	2,777 1 8	2,093 11 1
1,951 3 6	92 0 0	1,859 3 3	1,436 10 10
2,189 5 10	1,300 0 0	889 5 10	12,301 6 6
318 5 0	87 0 0	231 5 0	1,109 4 0
9,864 15 3	25 0 0	9,839 15 3	6,519 5 1
17,927 15 3	2,331 0 0	15,596 15 3	1,109 4 0	22,411 1 6
37,581 5 6	40 0 0	37,541 5 6	33,561 3 2
404 7 0	404 7 0	144 5 9
25,531 3 2	17,244 0 0	8,287 3 2	16,998 8 3
63,516 15 8	17,284 0 0	46,232 15 8	144 5 9	50,559 11 5
10,494 4 3	4,534 0 0	5,960 4 3	1,495 0 0
91,939 3 2	24,149 0 0	67,790 3 2	2,748 9 9	72,970 12 11
27,882 8 3	235 0 0	27,647 8 3	130 12 9
7,843 10 3	7,843 10 3	3,056 5 9
8,074 15 2	500 0 0	7,574 15 2	15,259 0 3
11,951 10 7	4,730 0 0	7,221 10 7	10,784 13 10
15,675 9 1	2,323 0 0	13,352 9 1	15,525 0 11
35,702 2 10	7,553 0 0	28,149 2 10	41,568 15 0
12,009 3 7	1,777 0 0	10,232 3 7	37,172 1 5
30,755 1 2	15,785 0 0	14,970 1 2	17,396 12 0
2,06,131 13 3	49,499 0 0	1,56,632 13 3	57,317 7 2	1,17,726 14 5
11,864 5 6	260 0 0	11,604 5 6	8,175 0 7
1,92,808 7 10	1,893 0 0	1,90,915 7 10	1,71,163 10 5
5,863 3 2	6 0 0	5,857 3 2	12,519 4 7
7,548 15 5	200 0 0	7,348 15 5	12,279 4 3
2,18,084 15 11	2,359 0 0	2,15,725 15 11	2,04,137 3 10
6,890 7 3	6,890 7 3	1,255 5 10
1,41,029 7 10	54,229 0 0	86,800 7 10	1,69,121 9 11
3,66,004 15 0	56,588 0 0	3,09,416 15 0	1,69,121 9 11	2,05,392 9 8
10,64,230 5 11	2,59,719 0 0	8,04,511 5 11	4,23,593 2 8	4,87,430 1 4

Appendix
EXPEN

Actuals for 1933-34.	PARTICULARS.	Details of Actuals.	Actuals for 1934-35.	Final Grants sanctioned for Expenditure during 1934-35.
2		3	4	5
Rs. a. p.		Rs. a. p.	Rs. a. p.	Rs. a. p.
2,27,78,461 9 2	Brought forward Rs.		2,27,14,624 10 6	2,37,78,855 0 5
	IX.—Mechanical.			
70,086 7 1	A.—Mechanical Engineer's Office Establishment	74,895 8 7		79,063 0 0
	B.—Pumping and Compressor Stations—			
9,287 7 0	(a) Inspection and Supervision	9,501 2 4		9,587 0 0
	(b) Pumping Stations in the City—			
1,76,243 12 3	(i) Pumping Station, Love Grove	1,60,559 1 9		1,92,714 0 0
	(ii) Pumping Station, Parel Poibavdi	4,302 15 2		5,485 0 0
	(iii) Pumping Station, Parbhadevi	1,241 13 2		1,536 0 0
	(c) Compressor Stations in the City—			
45,559 13 5	(i) Compressor Station, Calaba	43,422 13 6		48,823 0 0
1,78,449 1 6	(ii) Compressor Station, Victoria Gardens, Fergusson Road and Warden Road ..	1,61,871 6 5		1,93,092 0 0
5,893 12 9	(d) Flood Gates	3,577 2 0		6,308 0 0
4,15,433 14 11		3,84,476 6 4		4,57,545 0 0
10,375 11 8	C.—Supervision of Factories, Workshops and Workplaces ..	11,719 15 0		11,852 0 0
	D.—Transport—			
15,080 8 6	1. Inspection and Supervision ..	16,366 3 7		16,850 0 0
3,543 12 6	2. Upkeep of M.C.'s motor ..	1,994 8 6		3,587 0 0
69 2 0	3. „ of S.S.'s motor ..	18 0 0		350 0 0
3,523 14 6	4. „ of H.O.'s motor ..	2,334 0 6		2,868 0 0
3,682 0 0	5. „ of Motor Hearses ..	3,649 14 0		5,339 0 0
10,502 10 0	6. „ of Motor Ambulances ..	7,716 0 6		9,803 0 0
18,519 6 4	7. Road Scraping	16,815 15 6		18,426 0 0
2,84,530 8 0	8. Removal of Town Refuse to Tardeo for Transport to Deonar	2,49,734 4 0		2,86,729 0 0
17,399 1 5	9. Upkeep of motor silt wagons ..	13,264 13 6		16,075 0 0
28,112 0 3	10. Halakhore service	19,684 7 6		24,659 0 0
	11. Markets and Slaughter Houses—Disposal of—			
8,644 6 0	(a) Offal	6,517 5 6		8,585 0 0
44,460 15 0	(b) Meat carriage	41,378 4 6		51,547 0 0
53,105 5 0		47,895 10 0		60,132 0 0
4,38,968 4 6		3,79,373 13 7		4,44,818 0 0
19,471 13 7	E.—Refrigerator	18,500 2 9		20,216 0 0
	F.—Oiling and greasing surplus Machinery			150 0 0
40,649 11 0	New Works	18,601 6 0		35,960 0 0
1,07,148 6 0	Debt Charges	1,65,702 15 0		1,80,509 12 0
11,62,134 4 9			10,53,270 3 3	12,30,113 12 0
2,39,40,595 13 11	Carried over Rs.		2,37,67,894 13 9	2,50,08,968 12 5

No. 4—continued.

DITURE.

Final Grants compared with the Actuals.			Compared with the Actuals for 1933-34.	
Balance Unexpended.	Required to be renewed in 1935-36.	Savings.	Increase.	Decrease.
6	7	8	9	10
Rs. a. p.	Rs. a. p.	Rs. a. p.	Rs. a. p.	Rs. a. p.
10,64,230 5 11	2,59,719 0 0	8,04,511 5 11	4,23,593 2 8	4,87,430 1 4
4,167 7 5	85 0 0	4,082 7 5	4,809 1 6
85 13 8	85 13 8	213 11 4
32,154 14 3	1,947 0 0	30,207 14 3	15,684 10 6
1,182 0 10	1,182 0 10	4,302 15 2
294 2 10	294 2 10	1,241 13 2
5,400 2 6	28 0 0	5,372 2 6	2,136 15 11
31,220 9 7	871 0 0	30,849 9 7	16,577 11 1
2,730 14 0	2,730 14 0	2,316 10 9
73,068 9 8	2,346 0 0	70,722 9 8	5,768 7 8	36,716 0 3
132 1 0	15 0 0	117 1 0	1,344 3 4
483 12 5	29 0 0	454 12 5	385 11 1
1,592 7 6	1,592 7 6	1,549 4 0
332 0 0	332 0 0	51 2 0
533 15 6	533 15 6	1,189 14 0
1,689 2 0	2 0 0	1,687 2 0	32 2 0
2,086 15 6	322 0 0	1,764 15 6	2,786 9 8
1,610 0 6	419 0 0	1,191 0 6	1,703 0 10
36,094 12 0	927 0 0	36,067 12 0	34,706 4 0
2,810 2 6	2,810 2 6	4,134 3 11
5,074 8 6	541 0 0	4,533 8 6	8,527 8 9
2,067 10 6	2,067 10 6	2,127 0 6
10,168 11 6	1,072 0 0	9,096 11 6	3,082 10 6
12,236 6 0	1,072 0 0	11,164 6 0	5,209 11 0
65,444 2 5	3,312 0 0	62,132 2 5	385 11 1	59,980 2 0
1,715 13 3	2 0 0	1,713 13 3	971 10 10
150 0 0	150 0 0
17,358 10 0	4,129 0 0	13,229 10 0	22,048 5 0
14,806 13 0	2,081 0 0	12,725 13 0	1,445 7 0
1,76,843 8 9	11,970 0 0	1,64,873 8 9	12,297 7 7	1,21,161 9 1
12,41,073 14 8	2,71,689 0 0	9,69,384 14 8	4,35,890 10 3	6,08,591 10 5

Appendix EXPEN.

Actuals for 1933-34.	PARTICULARS.	Details of Actuals.	Actuals for 1934-35.	Final Grants sanctioned for Expenditure during 1934-35.
1	2	3	4	5
Rs. a. p.	Rs.	Rs. a. p.	Rs. a. p.	Rs. a. p.
2,39,40,595 13 11	Brought forward Rs. ..		2,37,67,894 13 9	2,50,08,968 12 5
	X.—Buildings, Land Acquisition and Management—			
	A.—City Engineer's Central Office Establishment	1,16,496 5 5		1,23,308 0 0
1,11,337 3 11	B.—Inspection and Supervision of Private Buildings	2,22,721 5 5		2,26,608 0 0
2,04,388 10 8	C.—Architectural	62,282 7 3		87,024 0 0
1,07,849 12 0	D.—Land Acquisition and Management	72,083 1 5		99,467 0 0
1,26,638 4 6	E.—Proportionate charge on account of Improvement Schemes Supervision	5,709 4 9	
3,030 15 0		4,79,292 8 3		5,36,407 0 0
5,53,244 14 1	Proportionate share of cost of Establishment, and Supervision chargeable to Improvement Schemes	Cr. 5,242 4 0	
Cr. 53,730 13 10		4,74,050 4 3		5,36,407 0 0
4,99,514 0 3	New Works	1,162 0 0		1,162 0 0
15,650 8 11	Debt Charges	17,54,123 15 0		25,11,359 4 11
24,31,788 14 0			-22,29,336 3 3	30,48,928 4 11
29,46,958 7 2				
2,68,593 5 8	XI.—Fire Brigade	2,94,109 12 0		3,22,552 0 0
423 3 0	New Works	292 10 8		2,890 0 0
40,070 2 6	Debt Charges	39,899 11 6		40,536 5 0
3,09,086 13 2			3,34,302 2 2	3,65,978 5 0
	XII.—Licensing and Removal of Encroachments on Public Streets.			
	A.—Licensing Establishment	74,061 9 6		75,191 0 0
69,890 6 6	B.—Removal of Encroachment on Public Streets	35,431 6 7		46,287 0 0
38,778 6 1	New Works	10 0 0		640 0 0
262 3 0			1,09,503 0 1	1,22,118 0 0
1,08,920 15 7				
	XIII.—Gardens and Open Spaces.			
	A.—Gardens			
	(a) Victoria Gardens	1,10,763 9 9		1,18,895 0 0
1,10,956 11 8	(b) Miscellaneous Gardens, Open Spaces, B and Stands, etc.	27,936 14 3		29,803 0 0
32,160 1 1		1,38,700 8 0		1,48,698 0 0
1,49,116 12 9	B.—New Gardens, Recreation Grounds, etc.	6,666 9 10		8,346 0 0
7,060 0 5	New Works	381 1 0		598 0 0
364 1 4	Debt Charges	2,38,654 14 0		2,45,809 0 1
2,40,652 13 0			3,84,403 0 10	4,03,451 0 1
3,97,793 11 6				
	XIV.—Markets and Slaughter Houses,			
	A.—Markets and Slaughter Houses—			
	(a) Central Office	39,463 2 0		39,733 0 0
39,243 0 0	(b) Municipal Markets	1,28,271 4 3		1,45,790 0 0
1,35,139 9 11	(c) Slaughter Houses	77,380 13 1		96,741 0 0
87,900 4 2		2,45,115 3 4		2,82,264 0 0
2,62,282 14 1	New Works	14,535 14 3		17,331 0 0
1,293 5 8	Debt Charges	1,90,609 11 0		1,96,372 9 7
3,35,098 2 0	Proportion of General Supervision & Collection of Revenue	18,059 0 0		20,682 0 0
16,005 9 1			4,68,319 12 7	5,16,649 9 7
6,14,679 14 10				
32,84,740 0 3	XV.—Contribution towards Improvement schemes.		33,39,679 8 6	34,34,887 0 0
	XVI.—Provident Fund, Pensions, Gratuities, and Compassionate Allowances.			
	A.—Provident Fund	3,39,795 9 0		3,42,000 0 0
3,31,607 0 0	B.—Pensions, Gratuities, etc.	6,45,825 4 0		6,51,800 0 0
6,17,221 12 0			9,85,620 13 0	9,93,800 0 0
9,48,828 12 0				
3,25,51,599 6 5	Total Rs.		3,16,19,059 6 2	3,38,94,781 0 0

M. R. TAMBE,
Chief Accountant.

No. 4—concluded.

DITURE.

Final Grants compared with the Actuals.			Compared with the Actuals for 1933-34.	
Balance Unexpended.	Required to be renewed in 1935-36.	Savings.	Increase.	Decrease.
6	7	8	9	10
Rs. a. p.	Rs. a. p.	Rs. a. p.	Rs. a. p.	Rs. a. p.
12,41,073 14 8	2,71,689 0 0	9,69,384 14 8	4,35,890 10 3	6,08,591 10 5
6,811 10 7	80 0 0	6,731 10 7	5,150 1 6
3,886 10 7	529 0 0	3,357 10 7	18,332 10 9
24,741 8 9	113 0 0	24,628 8 9	45,567 4 9
27,383 14 7	322 0 0	27,061 14 7	54,555 3 1
Dr. 5,709 4 9	Cr. 5,709 4 9	2,678 5 9
57,114 7 9	1,044 0 0	56,070 7 9	26,170 2 0	1,00,122 7 10
5,242 4 0	1,237 0 0	4,005 4 0	Cr. 48,488 9 10
7,57,235 5 11	10,947 0 0	7,46,288 5 11	14,488 8 11
8,19,592 1 8	13,228 0 0	8,06,364 1 8	26,170 2 0	6,77,664 15 0
28,442 4 0	254 0 0	28,188 4 0	25,516 6 4	7,43,787 5 11
2,597 5 4	2,323 0 0	274 5 4
636 9 6	2 0 0	634 9 6	130 8 4
31,676 2 10	2,579 0 0	29,097 2 10	25,516 6 4	170 7 0
1,129 6 6	186 0 0	943 6 6	4,181 3 0	300 15 4
10,855 9 5	177 0 0	10,678 9 5
630 0 0	630 0 0	3,346 15 6
12,614 15 11	993 0 0	11,621 15 11	4,181 3 0	252 8 0
8,131 6 3	118 0 0	8,013 6 3	3,590 2 6
1,866 1 9	1,866 1 9
9,997 8 0	118 0 0	9,879 8 0	6,193 1 11
1,679 6 2	1,679 6 2	4,223 2 10
216 15 0	216 15 0	16 15 8	10,416 4 9
7,154 2 1	166 0 0	6,988 2 1	903 0 7
19,047 15 3	284 0 0	18,763 15 3	16 15 8	1,997 15 0
269 14 0	93 0 0	176 14 0	220 2 0	13,407 10 4
17,518 11 9	3,383 0 0	14,135 11 9
19,360 2 11	6,020 0 0	13,340 2 11	6,868 5 8
37,148 12 8	9,496 0 0	27,652 12 8	220 2 0	10,519 7 1
2,795 1 9	2,156 0 0	639 1 9	13,242 8 7
5,762 14 7	301 0 0	5,461 14 7	1,44,488 7 0
2,623 0 0	1,568 0 0	1,055 0 0	2,053 6 11
48,329 13 0	13,521 0 0	34,808 13 0	15,516 1 6	1,61,876 3 9
95,207 7 6	95,207 7 6	54,939 8 3
2,204 7 0	2,204 7 0	8,188 9 0
5,974 12 0	4,956 0 0	1,018 12 0	28,603 8 0
8,179 3 0	4,956 0 0	3,223 3 0	36,792 1 0
22,75,721 9 10	3,07,250 0 0	19,68,471 9 10	5,99,023 0 0	15,31,563 0 3

I. H. TAUNTON,
Municipal Commissioner.

Appendix

REVENUE ACCOUNT BALANCE

Liabilities.	Rs.	a.	p.	Rs.	a.	p.
Debts—						
Due on Cash Bills Outstanding Account	17,167	9	11			
„ Cheques payable	1,95,366	6	6			
„ Stores purchased, Outstanding Accounts	61,646	15	9			
„ Outstanding Charges for 1934-35 and previous years	3,07,250	0	0			
„ „ „ on account of Interest accrued but not paid (Vide details shown in Appendix No. 14D.)	16,48,668	11	4			
Improvement Schemes—						
Contribution falling due in 1935-36	22,28,467	0	8			
Deposits in Cash and Public Securities from Contractors and private parties. (Vide details as shown in Appendix No. 14 B.)	62,61,645	15	10	1,07,20,205	12	0
Public Monuments Maintenance Fund (vide details as shown in Appendix No. 16 B.)						
Public Monuments Maintenance Fund (vide details as shown in Appendix No. 16 B.)				1,09,710	13	0
Endowments Fund (vide details shown in Appendix No. 16 C.)				1,19,550	2	0
Stock Account—						
Capital Purchases Account, &c.	14,992	5	0			
Stock Adjustment Account	4,719	2	0	19,711	7	0
Special Funds as at 31st March 1935.—						
Fire and Accident Insurance Fund	7,98,509	10	4			
Net Premia Fund	58,58,837	3	8			
Provident Fund	97,61,130	6	4			
Fines Fund	4,93,838	5	5			
Plant and Machinery Depreciation Fund	16,64,848	3	9			
Renewal of Road Surfaces Fund	14,59,511	13	6			
Gardens Fund	20,278	6	9			
Hospital Fund	1,79,556	8	8	2,02,45,510	10	5
Loan Redemption Fund—						
Amount held in General Fund for repayment of 40 Lakhs Loan debentures due 1929				3,000	0	0
Carried forward Rs. ...				3,12,17,688	12	5

No. 5.

SHEET AS AT 31st MARCH 1935.

Assets.		Ra. a. p.	Ra. a. p.
Cash at Bank	...	9,73,814 3 2	
Cash in Office	...	596 15 0	
Municipal Loans—Interest warrants Payable Account	...		9,74,401 2 2 28,364 15 5
B. I. Trust Loans Interest warrants Payable Account	...		6,361 0 4
Interest on B. I. Trust Loans Payable Account	...		4,378 15 4
Debts—			
Due for Stores sold	...		4,266 7 0
Stock—(Vide Appendix No. 14 C.)			
Stock (Reserve Stores)	...	2,06,923 4 8	
Line Suspense Account	...	86,092 1 5	
Line Suspense Account—Surplus and Obsolete Stores	...	43,512 14 4	
Do. do. (General)	...	48,166 3 11	
Water Works Imprest	...	2,404 0 6	
City Engineer's Department (Works Engineer)	...	22,019 6 10	
		4,09,117 15 8	
Capital Stores—			
Stock	...	1,83,738 9 3	5,92,856 6 11
Plant and Machinery	...		21,81,832 10 5
Advances Recoverable—(Vide Appendix No. 14.)			
Departmental Works	...	9,668 14 0	
Private Works	...	30,597 15 5	
Asphalt Plant, Crushers, &c.	...	4,244 12 11	
Municipal Officers	...	29,630 9 6	
Sundries—Mis. - Advances	...	1,22,137 13 11	
Municipal Tenderers, Contractors, &c.	...	409 9 0	
Purchase of Coal	...	14,474 9 9	
Purchase of Petrol	...	7,358 13 0	
			2,18,523 1 6
Advances out of Special Funds—(Vide Appendix No. 14-A.)			
Advances from Plant and Machinery Depreciation Fund for :—			
Purchase of Plant and Machinery	...	1,28,157 15 0	
Levelling, metalling, etc. private streets	...	46,436 0 1	
Advance for meeting Capital Expenditure from :—			
Municipal Fire and Accident Insurance Fund	... 4,91,085 0 0		
Net Premia Fund	... 5,00,000 0 0		
Fines Fund	... 2,94,651 0 0		
Plant and Machinery Depreciation Fund...	... 13,70,602 10 0		
Renewal of Road Surfaces Fund	... 10,61,011 7 0		
		36,17,350 1 0	37,01,944 0 1
Deposits in Public Securities—			
With the Imperial Bank of India	...	5,11,140 0 0	
In Office	...	33,92,500 0 0	
			39,03,640 0 0
Carried forward Rs.	...		1,17,06,568 13 2

Appendix
REVENUE ACCOUNT BALANCE

	Rs a. p.	Rs. a. p.
Brought over Rs. ..		3 12,17,688 12 5
Surplus Revenue Fund as per Appendix No. 2		39,23,515 0 5
Total Rs.		3,51,41,203 12 10

M. R. TAMBE,
Chief Accountant.

No. 5—concluded.

SHEET AS AT 31st MARCH 1935.

Investments—	Brought over		Deposits in Cash, Fixed and current a/c.	Rs. a. p.
	In Securities.			Rs. a. p.
	Face Value.	Actual cost.		
	As per Appendix No. 16.			
Special Funds.	Rs.	Rs. a. p.	Rs. a. p.	
Municipal Fire and Accident Insurance Fund	3,33,500	3,07,020 7 0	404 3 4	1,17,06,568 13 2
Net Premia, &c., on different Municipal Loans	27,67,300	25,09,859 14 0	28,48,977, 5 8	
Provident Fund ...	1,08,85,200	97,60,758 12 9	371 9 7	3,07,424 10 4
Fines Fund	2,10,900	1,98,748 15 0	458 6 5	53,58,837 3 8
Plant and Machinery Depreciation Fund...	2,31,100	2,19,338 4 0	318 8 8	97,61,130 6 4
Renewal of Road Sur- faces Fund	4,33,900	3,98,100 10 0	899 12 6	1,99,187 5 5
Gardens Fund	31,700	29,016 4 0	262 2 9	2,19,651 10 8
Hospital Fund	1,84,900	1,79,513 7 0	43 1 8	3,98,500 6 6
Surplus Funds.				29,278 6 9
3½ % Loan 1947-50	25,300	24,703 0 0		1,79,556 8 8
4 % " 1960-70	5,77,700	5,07,387 8 0		1,64,53,566 10 4
4½ % " 1955-60	1,100	908 2 0		
5 % Tax Free Loan 1945-55.	1,300	1,526 11 0		
6 % Bombay Imp. Trust Deb.	2,49,400	2,49,400 0 0		
Fixed Deposits	37,52,700 0 0	
Current Account Deposits	22,14,666 1 5	
Cash with Imperial Bank of India	57 15 11	
	8,54,800	7,53,923 5 0	59,67,884 1 4	67,51,807 6 4
Public Monuments Maintenance Fund.				
(Vide Appendix No. 16 B.)..	1,15,100	1,09,710 13 0	1,09,710 13 0
Endowments Fund.				
(Vide Appendix No. 16 C.) ...	1,29,300	1,19,550 2 0	1,19,550 2 0
Total Rs. ..				2,29,260 15 0
				3,51,41,208 12 10

(a) For Face, Purchase and Market values of each kind of securities held in the Special Funds, please see Appendix No. 16 attached.

I. H. TAUNTON,
Municipal Commissioner.

Appendix No. 6.

Statement of Special Funds for 1934-35.

Municipal Fire and Accident Insurance Fund.

(Corporation Resolution No. 4572 of 4th October 1888, Corporation Resolution No. 4479 of 5th October 1914, Standing Committee Resolution No. 3451 of 2nd July 1924, Corporation Resolution No. 13888 of 18th February 1926.)

	<i>Dr.</i>	<i>Cr.</i>
	Rs. a. p.	Rs. a. p.
Balance on 1st April 1934		7,60,413 14 10
Contributions for the year		6,482 0 0
Interest realized		31,113 3 6
Profit on conversion of Securities		930 0 0
Expenditure during the year	429 8 0	
Balance on 31st March 1935 as per Balance Sheet, Appendix No. 5 :—		
Amount advanced for financing Capital	Rs. a. p.	
Expenditure	4,91,085 0 0	
Amount held in Securities and cash	3,07,424 10 4	
	7,98,509 10 4	
Total Rs. ...	7,98,939 2 4	7,98,939 2 4

Worn-out Water Mains Renewal Fund.

(Standing Committee Resolution No. 12512 of 22nd February 1893 and Corporation Resolution No. 13406 of 9th March 1893.)

	Rs. a. p.	Rs. a. p.
Balance on 1st April 1934		1,57,172 11 2
Interest realized		7,214 15 8
Profit on conversion of securities		145 0 0
Expenditure incurred during the year	187 13 1	
Balance on 31st March 1935 as per Balance Sheet, Appendix No. 7..	1,64,344 13 9	
Total Rs. ...	1,64,532 10 10	1,64,532 10 10

Net Premia Fund.

(Corporation Resolution Nos. 5294 of 19th November 1888, 9222 of 11th December 1893 and 5179 of 15th November 1906 and Standing Committee Resolution No. 3343 of 28th August 1907.)

	Rs. a. p.	Rs. a. p.
Balance on 1st April 1934		55,99,552 7 7
Profit on conversion of Securities		7,122 8 0
Sale of water-marked paper		299 1 4
Transfer from Sinking Funds—		
On account of excess accumulations	Rs. a. p. 6,77,800 7 5	
<i>Less—</i>		
Excess of interest on the Sinking Fund accumulations during 1934-35 included in Rs. 6,77,800-7-5 transferred to Revenue.	2,39,362 1 5	
Amount transferred to meet repayment of Loans	1,85,482 0 0	4,38,438 6 0
Expenditure for purchase of water-marked paper during the year ..	1,093 3 3	
Balance on 31st March 1935 as per Balance Sheet, Appendix No. 5—		
Amount advanced for financing Capital	Rs. a. p.	
Expenditure	5,00,000 0 0	
Amount held in Securities and Cash	53,58,837 3 8	
	*58,58,837 3 8	
Total Rs. ...	60,45,412 6 11	60,45,412 6 11

* Out of this, Rs. 25,88,594 belong to Water Works Account.

Appendix No. 6—continued.
Statement of Special Funds for 1934-35.

Provident Fund.
 (Corporation Resolution No. 5598 of 7th September 1920.)

Dr.

Cr.

	Rs.	a.	p.	Rs.	a.	p.	Rs.	a.	p.
Balance on 1st April 1934 —									
Amount of subscribers' accounts—									
Other than Trust and Schools Committee Employees ..	50,95,117	7	0						
Trust Employees	9,06,057	9	2						
Schools Committee's Employees	21,19,089	6	0						
Excess Interest, Profit on sale of Securities, &c. ..	3,88,539	11	4						
							85,08,804	1	6
Net receipts on account of Subscribers' and Municipal Contributions for 1934-35 in respect of Employees other than Trust, and Schools Committee's Employees.	5,97,590	5	0						
<i>Add—</i>									
Amount of Provident Fund Account of Trust Employees transferred to this account	2,503	8	0						
				6,00,093	13	0			
Interest allowed on Provident Fund Accounts of employees other than Trust's and Schools Committee's	2,61,172	3	0						
							8,61,266	0	0
Receipts on account of Subscriptions and Municipal Contribution in respect of Provident Fund Accounts of Trust Employees during 1934-35	90,574	7	0						
<i>Add—</i>									
Interest allowed on the Provident Fund Accounts of the Trust Employees for the year 1934-35	43,840	11	0						
				1,34,415	2	0			
<i>Deduct—</i>									
Payments to Trust Employees during 1934-35	92,376	3	0						
				42,038	15	0			
<i>Deduct—</i>									
Amount of Provident Fund Account of Trust Employees transferred as above	2,503	8	0						
							39,535	7	0
Net receipts on account of Subscriptions and contribution in respect of Schools Committee's Employees during 1934-35	2,02,914	14	0						
<i>Add—</i>									
Interest allowed on Provident Fund Accounts during 1934-35	1,08,129	13	0						
							3,11,044	11	0
Amount of excess interest realised on Investments during 1934-35							7,125	2	10
Profit on account of conversion of Securities							33,355	0	0
Balance on 31st March 1935 as per Balance Sheet, Appendix No. 5				97,61,130	6	4			
				97,61,130	6	4	97,61,130	6	4

Fines Fund.

(Corporation Resolution No. 1217 of 12th May 1919.)

	Rs.	a.	p.	Rs.	a.	p.
Balance on 1st April 1934				4,91,125	5	2
Interest realized during the year				20,288	11	5
Net Recoveries of fines during the year				22,581	15	0
Profit on conversion of Securities				1,850	0	0
Expenditure during the year	42,007	10	2			
Balance on 31st March 1935 as per Balance Sheet, Appendix No. 5—						
Amount advanced for financing capital expenditure						
Amount held in Securities and Cash	2,94,051	0	0			
	1,99,187	5	5			
				4,93,838	5	5
Total Rs.				5,35,845	15	7

Plant and Machinery Depreciation Fund.

(Corporation Resolution No. 5533 of 1st September 1924.)

	Rs.	a.	p.	Rs.	a.	p.
Balance on 1st April 1934				22,26,149	15	7
Interest realized during the year				76,992	2	2
Amount of depreciation on plant and machinery credited to Fund account during the year				5,077	0	0
Value of scrap of Plant and Machinery sold				2,355	0	0
Expenditure on purchase of Plant and Machinery for replacement	97,728	6	0			
Profit on conversion of Securities				2	6	0
Transfer to Revenue	5,48,000	0	0			
Balance on 31st March 1935 as per Balance Sheet, Appendix No. 5 :—						
Amount advanced for financing capital expenditure	12,70,602	10	0			
Amount advanced for meeting expenditure on levelling, metalling, etc., Private streets	46,436	0	1			
Amount advanced for purchase of Plant and Machinery pending adjustment against provisions for depreciation in subsequent years	1,28,157	15	0			
Amount held in Securities and Cash	2,19,651	10	8			
				16,64,848	2	9
Total Rs.				23,10,576	9	9

Appendix No. 6—concluded.
Statement of Special Funds for 1934-35.

Renewal of Road Surfaces Fund.
(Corporation Resolution No. 774 of 27th April 1925.)

	Rs.	a.	p.	Rs.	a.	p.
Balance on 1st April 1934				13,95,489	9	6
Interest realized during the year				64,022	4	0
Contribution from Revenue during the year					
Balance on 31st March 1935 as per Balance Sheet, Appendix No. 5—						
	Rs.	a.	p.			
Advance for financing Capital Expenditure	10,61,011	7	0			
Amount held in Securities and Cash	3,98,500	8	6	14,59,511	13	6
Total Rs.	14,59,511	13	6	14,59,511	13	6

Gardens Fund.
(Corporation Resolution No. 912 of 1st May 1930.)

	Rs.	a.	p.	Rs.	a.	p.
Balance on 1st April 1934				22,078	10	9
Recoveries during the year				7,925	8	3
Interest realized during the year				1,122	4	9
Profit on conversion of Securities				37	8	0
Expenditure incurred during the year	1,885	9	0			
Balance on 31st March 1935 as per Balance Sheet, Appendix No. 5.	29,278	6	9	31,163	15	9
Total Rs.	31,163	15	9	31,163	15	9

Levelling, Metalling, &c., Private Streets Fund.
(Corporation Resolution No. 9427 of 23rd January 1922 and Corporation Resolution No. 11147 of 7th January 1926.)

	Rs.	a.	p.	Rs.	a.	p.
Expenditure incurred out of the amount advanced from Plant and Machinery Depreciation Fund as on 1st April 1934	79,259	8	9			
Expenditure during the year	14,240	5	7			
Recoveries on account of expenditure during the year				44,329	8	1
Interest charges during the year	8,703	11	7	11,438	1	9
Advance from Plant and Machinery Depreciation Fund as at 31st March 1935				46,436	0	1
Total Rs.	1,02,203	9	11	1,02,203	9	11

Public Monuments Maintenance Fund.

	Rs.	a.	p.	Rs.	a.	p.
Balance on 1st April 1934				1,09,710	13	0
Balance on 31st March 1935 as per Balance Sheet, Appendix No. 5	1,09,710	13	0	1,09,710	13	0
Total Rs.	1,09,710	13	0	1,09,710	13	0

Endowments Fund.

	Rs.	a.	p.	Rs.	a.	p.
Balance on 1st April 1934				1,14,265	4	0
Endowments during the year				5,284	14	0
Balance on 31st March 1935 as per Balance Sheet, Appendix No. 5	1,19,550	2	0	1,19,550	2	0
Total Rs.	1,19,550	2	0	1,19,550	2	0

Hospital Fund.
(Corporation Resolution No. 497 of 15th November 1934.)

	Rs.	a.	p.	Rs.	a.	p.
Donations received from the Hospital Maintenance Fund Committee during the years 1933-34 and 1934-35				1,78,471	13	7
Interest realized during the year				1,084	11	1
Balance on 31st March 1935 as per Balance Sheet, Appendix No. 5	1,79,556	8	8	1,79,556	8	8
Total Rs.	1,79,556	8	8	1,79,556	8	8

M. R. TAMBE,
Chief Accountant.

I. H. TAUNTON,
Municipal Commissioner.

Appendix

CAPITAL FUND BALANCE

Liabilities.	Rs. a. p.	Rs. a. p.	Rs. a. p.
Loans Outstanding:—			
Due to Government—			
(Vide details as shown in Appendix No. 11)		8,31,73,668 15 9	
Due to Public—			
(Vide details as shown in Appendix No. 11)		7,97,44,500 0 0	
(Advances from Special Funds, vide Appendix No. 11) ..		36,17,350 1 0	
		16,65,35,519 0 9	
Trust Fund Account:—			
Balance out of donation received for Maternity Home at Chhas Moholla		52,614 15 5	
Donation from Sir Currimbhoy Ebrahim for the construction of a Primary School building:—			
Balance on 1st April 1934	50,310 3 3		
Interest	1,177 4 1		
		51,487 7 4	
Donation from Seth Jamnadas Lalubhai Charities for the construction of a Museum Hall at Gordhandas Sunderdas Medical College:—			
Balance on 1st April 1934		163 10 10	
Donation from the N. M. Wadia Charities for Deep X-Ray Therapy Apparatus at King Edward Memorial Hospital:—			
Balance on 1st April 1934		1,568 3 6	
		1,05,834 5 1	
Worn-out Water Mains Renewal Fund Account			1,64,344 13 9
Surplus—			
CAPITAL ASSETS AT ORIGINAL COST OVER LIABILITIES:—			
Sinking Fund on Loan	3,03,30,618 9 10		
Loans Redemption Fund	5,27,45,080 1 6		
Unbooked Property	45,37,835 11 11		
Premia on Loans	2,93,848 11 11		
Contributions from Special Funds	8,03,171 0 3		
" " Revenue for Loan Works Establishment.	17,869 15 8		
" " G. I. P. Ry.	3,74,000 0 0		
" " Port Trust	1,56,500 0 0		
" " Government for Schools	5,00,000 0 0		
" " Worn-out Water Mains Renewal Fund ..	7,69,489 10 11		
" " Land and Buildings Fund	74,80,433 12 8		
" " Development Fund	1,34,32,075 7 8		
" " Revenue towards Bai Jerbai Wadia Hospital for Children	7,00,000 0 0		
" " Trust fund (Vide details in Appendix No. 7 of the Chief Accountant's Administration Report for 1933-34)	35,41,971 14 10		
		11,56,82,845 1 2	
Deduct—			
Assets written off		4,19,277 9 9	
		11,52,63,567 7 5	
Total Rs. ...			28,20,69,265 11 0

M. R. TAMBE,
Chief Accountant.

No. 7.

SHEET AS AT 31ST MARCH 1935.

Assets.		Rs. a. p.	Rs. a. p.
Block Account:—			
Loan Funds—			
Property and Assets at original cost as per Appendix No. 8	...	23,48,61,981 15 9	
<i>Deduct</i> —Subventions granted for the conversion of privies into water-closets, shown below	...	20,96,650 0 0	
<i>Add</i> —		23,27,65,331 15 9	
Subventions granted for the conversion of privies into water-closets	...	20,96,650 0 0	23,48,61,981 15 9
Trust Fund—			
Expenditure as per Appendix No. 8	...		85,41,971 14 10
Worn-out Water Mains Renewal Fund.—			
Expenditure as per Appendix No. 8	...		7,69,439 10 11
Unbooked Property.—			
As per valuation of 1884	...		45,37,835 11 11
Municipal Land and Buildings Fund:—			
Land purchased and Buildings erected as per Appendix No. 8	...	43,03,043 6 8	
Temporary advance to Development Fund	...	31,77,390 6 0	74,80,433 12 8
Investments.—			
	In Securities.	In Cash.	
	Face Value.	Actual Cost.	Cash Deposits.
As per Appendix No. 10.			
	Rs. a. p.	Rs. a. p.	Rs. a. p.
Sinking Fund	3,18,86,600 0 0 225,000 0 0	3,03,30,888 7 8	230 2 2
			(a) 3,03,30,618 9 10
Loan & Trust Funds.			
8½ per cent. Bombay Development Loan	2,500 0 0	2,598 7 0	
3½ per cent. Loan 1947-50	81,200 0 0	79,982 0 0	
	83,700 0 0	82,580 7 0	3,00,058 10 4
			* 3,82,639 1 4
SPECIAL FUNDS.			
Worn-out Water Mains Renewal Fund	1,93,400 0 0	1,63,949 12 0	396 1 9
			† 1,64,344 13 9
Total Rs.			28,20,69,265 11 0

(a) For Face, Purchase and Market values for each kind of securities held in the Sinking Funds, please see Appendix No. 16A.

* Inclusive of Rs. 1,05,834-5-1 on account of Trust Funds.

† For Face, Purchase and Market values for each kind of securities held, please see Appendix No. 16.

L. H. TAUNTON,
Municipal Commissioner.

Appendix No. 8.

SUMMARY.

	Capital Expenditure upto 31st March 1934.	Expended during the year.	Total Capital Expenditure upto 31st March 1935.
	Rs. a. p.	Rs. a. p.	Rs. a. p.
(1) Loan Funds.			
I.—General Supervision, Collection of Revenue, &c.	20,39,476 4 10	20,39,476 4 10
II.—Water Works	9,47,06,268 8 6	30,971 14 10	9,47,37,240 7 4
III.—Education, Primary	21,89,007 12 11	21,89,007 12 11
V.—Public Health Department	14,03,214 13 0	14,03,214 13 0
VI.—Medical Relief and Education	67,41,578 13 8	4,388 7 0	67,45,967 4 8
VII.—Street Cleansing and Conservancy, Road Watering and Halalkhore Service	84,75,478 8 11	7,600 0 0	84,83,078 8 11
VIII.—Roads, Drains and Sewers	6,18,21,419 8 3	3,57,571 7 1	6,21,78,990 15 4
IX.—Mechanical	26,93,592 5 2	1,08,765 8 4	28,02,357 13 6
X.—Buildings, Land Acquisition and Management	4,15,15,942 4 3	47,203 14 11	4,15,63,146 3 2
XI.—Fire Brigade	10,59,485 14 9	10,59,485 14 9
XIII.—Gardens and Open Spaces	36,73,427 13 2	Cr. 1,901 1 5	36,71,526 11 9
XIV.—Markets and Slaughter Houses	77,34,363 7 4	77,34,363 7 4
Discount and other Charges on Loans	2,54,125 10 3	2,54,125 10 3
(1) Loan Works—Total Rs. ..	23,43,07,381 13 0	5,54,600 2 9	23,48,61,981 15 9
(2) Trust Fund.			
Works executed	35,41,971 14 10	35,41,971 14 10
(3) Worn-out Water Mains Renewal Fund.			
Works executed	7,69,251 13 10	187 13 1	7,69,439 10 11
(4) Land and Buildings Fund.			
Lands purchased and buildings erected	43,03,043 6 8	43,03,043 6 8
Grand Total Rs. ..	24,29,21,649 0 4	5,54,787 15 10	24,34,76,437 0 2

Appendix No. 8.

Block Account showing details of Capital Expenditure upto 31st March 1935.

	Capital Expenditure upto 31st March 1934.	Expended during the year.	Total Capital Expenditure upto 31st March 1935.
I.—GENERAL SUPERVISION, COLLECTION OF REVENUE, ETC.	Rs. a. p.	Rs. a. p.	Rs. a. p.
Works completed (as per Report for 1933-34)	20,39,476 4 10	20,39,476 4 10
II.—WATER WORKS, ORDINARY.			
Works completed (as per Report for 1933-34)	4,47,37,515 15 0	4,47,37,515 15 0
Laying an additional length of 6" water mains in C.I.T. Scheme at Dharavi	7,186 8 1	7,186 8 1
	4,47,44,702 7 1	4,47,44,702 7 1
Works in progress:—			
Providing additional water mains in Mahim Development Scheme	12,781 3 8	3,645 2 6	16,426 6 2
Laying 9" and 6" water mains in Mazagaon-Sewri Reclamation	23,348 2 3	23,348 2 3
Providing water mains in the layout of New Road at Back Bay Reclamation Scheme			
Providing 6" water main in the proposed road between south end of Cuffe Parade and the south end of Block No. 5	3,978 10 1	3,978 10 1
	12,781 3 8	30,971 14 10	43,753 2 6
II.—Water Works, Ordinary, Total Rs. ..	4,47,57,483 10 9	30,971 14 10	4,47,88,455 9 7
II.—Water Works—			
Tansa Triplication:—			
Works completed (as per Report for 1933-34)	4,99,48,784 13 9	4,99,48,784 13 9
II.—Water Works, Total Rs. ..	9,47,06,268 8 6	30,971 14 10	9,47,37,240 7 4
III.—EDUCATION.			
SCHOOL BUILDINGS—			
Works completed (as per Report for 1933-34).. .. .	21,89,007 12 11	*21,89,007 12 11
V.—PUBLIC HEALTH.			
Works completed (as per Report for 1933-34)	14,03,214 13 0	14,03,214 13 0
VI.—MEDICAL RELIEF AND EDUCATION.			
Works completed (as per Report for 1933-34)	67,35,004 14 11	†67,35,004 14 11
Works in progress—			
Construction of a Museum Hall at Gordhandas Sunderdas Medical College. (Part expenditure booked under Trust Fund)	6,573 14 9	4,419 4 6	10,993 3 3
Construction of one New Ward for Small-pox unit at Arthur Road Hospital	Cr. 30 13 6	Cr. 30 13 6
	6,573 14 9	4,388 7 0	10,962 5 9
VI.—Medical Relief, &c., Total Ra. ..	67,41,578 13 8	4,388 7 0	67,45,967 4 8
VII.—STREET CLEANSING, CONSERVANCY, ROAD WATERING AND HALALKHORE SERVICE.			
Works completed (as per Report for 1933-34)	63,86,428 8 11	63,86,428 8 11
Works in progress—			
Conversion of insanitary basket privies into Water-closets by subsidizing House Owners	20,89,050 0 0	7,600 0 0	20,96,650 0 0
VII.—Street Cleansing, &c., Total Ra. ..	84,75,478 8 11	7,600 0 0	84,83,078 8 11

* Inclusive of Government share of contribution of Rs. 5 lakhs.

† Exclusive of Rs. 30,000 expended out of the donation from Sir Ibrahim Rahimtoola, Kt., for combined School and Dispensary at Sandhurst Road.

Appendix No. 8—continued.

	Capital Expenditure upto 31st March 1934.	Expended during the year.	Total Capital Expenditure upto 31st March 1935.
	Rs. a. p.	Rs. a. p.	Rs. a. p.
VIII.—ROADS, DRAINS AND SEWERS.—			
ROADS AND OVERBRIDGES—			
ROADS—			
Works completed (as per Report for 1933-34)	97,29,781 14 2	*97,29,781 14 2
Remaking Roads in accordance with demands of heavy traffic	55,46,200 9 10	1,62,479 15 7	57,08,680 9 5
Widening Globe Mill passage (Municipal share)	1,19,562 15 11	1,19,562 15 11
New Foot-paths	7,35,040 5 3	5,823 2 8	7,40,863 7 11
	64,00,803 15 0	1,68,303 2 3	65,69,107 1 3
	1,61,30,585 13 2	1,68,303 2 3	1,62,98,888 15 5
OVERBRIDGES—			
Works completed (as per Report for 1933-34)	43,42,958 5 1	43,42,958 5 1
Dadar Overbridge.. .. .	5,53,534 13 0	Cr. 630 0 0	5,52,904 13 0
	48,96,493 2 1	Cr. 630 0 0	48,95,863 2 1
STREET IMPROVEMENTS—			
Street Improvements in different places—			
Set-backs.. .. .	84,76,078 8 1	68,859 11 8	85,44,938 3 9
Special Street Improvements	19,000 0 0	†19,000 0 0
	84,95,078 8 1	68,859 11 8	85,63,938 3 9
Roads, Overbridges and Street Improvements, Total Rs. ..	2,95,22,157 7 4	2,36,532 13 11	2,97,58,690 5 3
DRAINS AND SEWERS—			
Works completed (as per Report for 1933-34)	2,87,66,449 2 2	2,87,66,449 2 2
Construction of an Ovoid Sewer in Palton Road from the Junction of Carnac Road and Sydenham Avenue to Junction of Palton Road and Hornby Road. Covering up the water course in Delisle Road	1,46,349 0 0	1,46,349 0 0
Providing a sewer in Lamington Road..	9,290 13 10	9,290 13 10
Providing a sewer in Thakurdwar Road.	1,03,335 10 5	1,03,335 10 5
Construction of a new Drainage outfall at Love Grove	63,716 3 7	63,716 3 7
	22,50,632 7 9	Cr. 1,901 1 5	22,48,731 6 4
	3,13,39,773 5 9	Cr. 1,901 1 5	3,13,37,872 4 4
Works in progress—			
Main sewerage and Drainage of the City—			
(1) Acquisition of land at Tulsi Pipe Line Scheme for accommodating underground works..	5,30,276 8 6	5,000 0 0	5,35,276 8 6
(2) Preliminary expenses	2,21,704 6 9	6,315 3 0	2,28,019 9 9
(3) Fees for the preparation of plans and estimates, etc., in connection with the Schemes for the Storm Water Drainage and Sewerage and Sewage disposal of the City.	1,44,492 15 6	1,44,492 15 6
(4) Sewerage Scheme for the Northern Part of the Island—			
(i) Main gravitation Sewers
(ii) Rising Mains	74,816 15 10	74,816 15 10
(iii) Pumping Stations	81 14 9	81 14 9
(iv) Purification Works	9,808 10 3	9,808 10 3
(v) Transformer Stations
Establishment charges	12,576 9 0	12,576 9 0
	97,284 1 10	97,284 1 10
Main Sewerage, &c.—Total Rs. ..	8,96,473 14 9	1,08,599 4 10	10,05,073 3 7
Improvement to the sewerage system at Setalwad and Warden Roads	62,915 13 2	14,340 5 9	77,286 2 11
Deepening the storm-water channel at Love Grove	68 15 3	68 15 3
	9,59,488 11 2	1,22,939 10 7	10,82,428 5 9
Drains and Sewers, Total Rs. ..	3,22,99,262 0 11	1,21,038 9 2	3,24,20,300 10 1
VIII—Roads, Drains & Sewers, Total Rs. ..	6,18,21,419 8 3	3,57,571 7 1	6,21,78,990 15 4

* Inclusive Rs. 1,56,500 contributed by the Port Trust for Wari Bunder Road.
† This was paid out of the Road Improvement Fund.

Appendix No. 8—continued.

	Capital Expenditure upto 31st March 1934.	Expended during the year.	Total Capital Expenditure upto 31st March 1935.
	Rs. a. p.	Rs. a. p.	Rs. a. p.
IX.—MECHANICAL.			
WORKS COMPLETED—(as per Report for 1933-34)	25,30,585 5 4	25,30,585 5 4
New Sealed Sewage main from Arthur Road ejector to the gravitation sewer in Clerk Road	22,256 1 7	22,256 1 7
	25,52,841 6 11	25,52,841 6 11
Works in progress:—			
Improving the ejector system in the city.	1,40,721 6 10	11,211 7 11	1,51,932 14 9
Providing two electrically driven pumps at Love Grove Pumping Station ..	29 7 5	23,452 2 3	23,481 9 8
Improvements to the ejector system in the Colaba area—Compressor Plant at Colaba	74 4 7	74 4 7
Renewing the existing sealed sewage main in Fergusson Road	34,853 14 9	34,858 14 9
Providing new ejectors, sealed sewage main and air main at Colaba Road for the drainage of the new buildings under construction at Colaba	39,168 10 10	39,168 10 10
	1,40,750 14 3	1,08,765 8 4	2,49,516 6 7
IX—Mechanical, Total Rs... ..	26,93,592 5 2	1,08,765 8 4	28,02,357 13 6
X.—BUILDINGS, LAND ACQUISITION AND MANAGEMENT.			
COMPLETED WORKS TRANSFERRED FROM—			
XII.—Building Regulations and other measures for Public Safety:—			
(As per Report for 1933-34)	17,292 2 5	17,292 2 5
Golanji Hill Road (Part expenditure booked under VIII.—Roads, etc.) ..	7,67,193 12 0	Cr. 1,001 0 8	7,66,192 11 4
Hornby Road to Ballard Pier Road ..	1,87,81,576 12 8	3,412 3 10	1,87,84,989 0 6
Dalal Street	3,91,156 8 1	3,91,156 8 1
Mahim Park	57,26,321 11 6	14,933 3 6	57,41,254 15 0
Mahaluxmi Overbridge	12,96,827 6 10	12,96,827 6 10
Plant and Machinery	20,673 0 2	20,673 0 2
	2,69,83,749 3 3	17,344 0 8	2,70,01,093 9 11
MAHIM DEVELOPMENT SCHEMES.			
Scheme I.—Construction of a proposed road from Lady Jamshedji Road to Mahim Station	4,33,231 3 8	4,33,231 3 8
Scheme II.—Construction of two proposed roads and a park between Nardulla Tank and Dadar Kumbharwada	7,63,105 12 8	7,63,105 12 8
Scheme III.—Extension of the new DeLisle Road northwards to Lady Jamshedji Road	18,26,514 14 2	22,701 13 0	18,49,216 11 2
Scheme IV.—Widening and Improving Lady Jamshedji Road	33,29,120 12 7	6,817 0 1	33,35,937 12 8
Scheme V.—Road in continuation of Mahim Bazaar Cross Road to Tulsi Pipe Line Road	3,13,952 3 5	Cr. 184 4 10	3,13,767 14 7
Scheme VI.—Proposed Road between Matunga and Dadar Station connecting Lady Jamshedji Road with Tulsi Pipe Line Road (Road marked A, B)...	63,485 1 8	63,485 1 8
Scheme VII.—Roads to be constructed in the area south of proposed Road between Matunga and Dadar Station as per Scheme No. VI (Roads marked B D, C D and D E)	3,99,412 4 7	525 0 0	3,99,937 4 7
Scheme VIII.—Roads to the south and north of E. D. Sassoon Dye Works ..	2,75,385 5 6	2,75,385 5 6
Laying mains in Mahim Development Schemes	96,706 11 4	96,706 11 4
Diversion of water mains affected by the Mahim Development Works	3,148 14 10	3,148 14 10
	75,04,063 4 5	29,859 8 3	75,33,922 12 8
Interest on Capital	70,10,837 10 2	70,10,837 10 2
X.—Buildings, Land Acquisition and Management, Total Rs.	4,15,15,942 4 3	47,203 14 11	4,15,63,146 3 2

Appendix No. 8—concluded.

	Capital Expenditure upto 31st March 1934.	Expended during the year.	Total Capital Expenditure upto 31st March 1935.
	Rs. a. p.	Rs. a. p.	Rs. a. p.
XI.—FIRE BRIGADE.			
Works completed (as per Report for 1933-34)	10,59,485 14 9	10,59,485 14 9
XIII.—GARDENS AND OPEN SPACES			
Works completed (as per Report for 1933-34)	3,51,237 12 7	3,51,237 12 7
Filling in part of Storm Water Reservoir	33,22,190 0 7	Cr. 1,901 1 5	33,20,288 15 2
XIII.—Gardens and Open Spaces, Total Rs.	36,73,427 13 2	Cr. 1,901 1 5	36,71,526 11 9
XIV.—MARKETS AND SLAUGHTER HOUSES			
Works completed (as per Report for 1933-34)	77,34,363 7 4	77,34,363 7 4
Discount and other charges on the Loans..	2,54,125 10 3	2,54,125 10 3
TRUST FUNDS—			
Works completed (as per report for 1933-34)	35,41,971 14 10	35,41,971 14 10
Worn-out Water Mains Renewal Fund.			
Works completed (as per Report for 1933-34)	6,87,070 4 1	6,87,070 4 1
Works in progress—			
Replacing Water Mains less than 6" by larger ones in F & G Wards	70,102 14 10	70,102 14 10
Replacing 24" Main through old Government House Compound	11,478 10 11	187 13 1	11,666 8 0
	81,581 9 9	187 13 1	81,769 6 10
Worn-out Water Mains Renewal Fund, Total Rs. ..	7,69,251 13 10	187 13 1	7,69,439 10 11
LAND AND BUILDINGS FUND—			
Lands purchased and buildings erected out of the Municipal Land and Buildings Fund—			
Works completed (as per Report for 1933-34)	43,03,043 6 8	43,03,043 6 8

M. R. TAMBE,
Chief Accountant.

I. H. TAUNTON,
Municipal Commissioner.

Appendix

Statement showing (1) the total amount of Municipal Loans

	Amount raised.	Amounts repaid out of cash balances.	Net Amount available for expenditure.	I—General Superintendence, Collection of Revenue.	II—Water Works.
1	2	3	4	5	6
	Rs. a. p.	Rs. a. p.	Rs. a. p.	Rs. a. p.	Rs. a. p.
Total of different Municipal loans raised (as per Annual Report for 1933-1934)	23,11,13,599 2 3	1,06,33,000 0 0	22,04,80,599 2 3		
Advance from Special Funds in 1934-35	8,00,000 0 0	8,00,000 0 0		
Grand Total Rs. ..	23,19,13,599 2 3	1,06,33,000 0 0	22,12,80,599 2 3	13,87,455 11 5	9,39,82,592 10 9
Works executed out of Special Funds and Contributions :—					
(1) Out of Contributions from—					
G. I. P. Railway for removing and relaying 32 rd Vihar Main South of Kurla					
Port Trust for Wari Bunder Road					
Government for Construction of Primary School Buildings					
(2) Out of Premia on Loans					
(3) Out of Special Funds :—					
Invested Fund					
Nesbit Road Invested Fund					
Road Improvement Fund					
Loan Works Establishment					
Development Fund Receipts					
Contribution from Revenue towards Bai Jerbai Wadin Hospital for Children					
				21,21,732 3 8	9,47,37,240 7 4
Deduct—					
Plague Expenditure					
Amounts written off on account of properties not existing					
				82,305 14 10
				20,39,476 4 10	9,47,37,240 7 4

M. R. TAMBE,
Chief Accountant.

No. 9.

raised (2) the expenditure incurred there-against and (3) the invested balances of the Loans on 31st March 1935.

III—Education, Primary.	V—Public Health.	VI—Medical Relief and Education.	VII—Street Cleansing, Conservancy, Road Watering and Halalkhore Service.	VIII—Roads, Drains and Sewers.	IX—Mechanical.	X—Buildings, Land Acquisition and Management.	XI—Fire Brigade.	XIII—Gardens and open spaces.	XIV—Markets and Slaughter Houses.	Discount and other charges on Loans.	Total amount expended on works upto 31st March 1935.	Balance unexpended on 1st April 1935
7	8	9	10	11.	12 . . .	13	14	15	16	17	18	19
Rs. a. p.	Rs. a. p.	Rs. a. p.	Rs. a. p.	Rs. a. p.	Rs. a. p.	Rs. a. p.	Rs. a. p.	Rs. a. p.	Rs. a. p.	Rs. a. p.	Rs. a. p.	Rs. a. p.
16,89,007 12 11	34,07,127 10 0	60,45,967 4 8	81,80,850 5 8	6,22,46,116 6 4	28,02,357 13 6	2,85,74,035 11 9	10,59,485 14 9	36,53,666 12 1	77, 1,014 10 4	2,54,125 10 3	22,10,03,704 6 0	2,76,804 12 3
5,00,000 0 0	1,56,500 0 0
.....
.....	49,844 8 0
.....	19,000 0 0
.....
.....	3,02,317 3 8	1,22,69,110 7 5
.....
.....	7,00,000 0 0
21,89,007 12 11	34,07,127 10 0	67,45,967 4 8	84,83,167 8 11	6,24,71,460 14 4	28,02,357 13 6	4,15,63,146 3 2	10,59,485 14 9	36,71,526 11 9	77,74,863 6 2
.....	20,00,000 0 0
.....	3,912 13 0	89 0 0
.....	20,03,912 13 0
21,89,007 12 11	14,03,214 13 0	67,45,967 4 8	84,83,078 8 11	6,21,78,990 15 4	28,02,357 13 6	4,15,63,146 3 2	10,59,485 14 9	36,71,526 11 9	77,34,363 7 4

Total Receipts (Col. 4)	Rs. a. p.	22,12,80,699 2 2
Total Expenditure (Col. 18)	Rs. a. p.	22,10,03,704 6 0
Balance	Rs. a. p.	2,76,804 12 3

J. H. TAUNTON,
Municipal Commissioner

Appendix No. 10. SINKING FUND.

STATEMENT showing the Actual Investments on account of the Sinking Fund of different Municipal Loans upto 31st March 1935, compared with the amounts which should have accumulated upto that date on the basis of the Fixed Instalments and the sums set aside as Sinking Fund as at 31st March 1935.

NAME OF LOAN.	Amount raised.	When raised.	When repayable.	Amount of Annual Sinking Fund Instalment.	Date when Sinking Fund commenced.	Amount of Sinking Fund which should have accumulated upto 31st March 1935 at Compound Interest.
1	2	3	4	5	6	7
6 and 6½ per cent. Municipal Loans (4 per cent. basis).	Rs.			Rs		Rs.
50 Lakhs Loan for Sanitary, Drainage, Water, Roads, etc., Works.	50,00,000	23rd Nov. 1920	1st November 1950 or at the option of the Corporation on or after 1st November 1935.	89,150	1st November 1921	16,57,902
1st Instalment of 75 Lakhs out of 1½ Crores Loan for Water Works, Roads and Overbridges, Drainage, Sowerage, etc., Works.	75,00,000	5th Nov. 1921.	1st November 1951 or at the option of the Corporation on or after 1st November 1936.	1,33,725	1st November 1922.	22,60,482
60 Lakhs Loan for the Improvement of Water Supply in Bombay.	1,60,00,000	Between 22nd Sept. 1924 and 31st March 1925 (First issue). Between 18th Nov. 1924 and 31st March 1925 (Second issue).	1st December 1954	2,85,280	1st December 1925.	34,70,772
					Total ..	73,89,156
1 and 6 per cent. Municipal Loans (3½ per cent. basis).						
147 Lakhs Tansa Water Works Loan ..	1,47,00,000	Between 5th June 1886 and 24th Dec. 1891.	(a) Between 1st January 1928 and 1st Jan. 1953.	3,40,615	1st January 1893 ..	7,14,216
Rs. 2,48,000 Agripada House Sullage Water Connections Loan.	2,48,000	Between 1st Jan. and 1st July 1890.	1st July 1929	1,000
35 Lakhs various Sanitary Works Loan.	35,00,000	Between 25th Sept. 1890 and 1st Jan. 1892.	1st July 1930	3,000
10 Lakhs Loan for the Conversion of S. W. Reservoir at Clerk Road into a Public Park.	(A) 10,00,000	2nd July 1920.	1st July 1980	5,089	1st July 1921	92,313
25 Lakhs Loan for the construction of roads, miscellaneous works including Development Works.	25,00,000	1st Jan. 1928.	1st January 1958	48,428	1st January 1929 ..	3,80,040
37 Lakhs Loan (1929-30)	26,21,500	From 19th July 1929 to 1st August 1929.	1st August 1959	50,782	1st August 1930 ..	2,78,664
31-43 Lakhs Loan for the repayment of 40 Lakhs Loan due 19th December 1929.	26,14,000	Do. ...	1st August 1959 or at the option of the Corporation on or after 1st August 1949 on giving three months' notice by public advertisement.	50,637	Do ...	2,77,871
28 Lakhs Loan for the repayment of Rs. 39,94,000 out of 6 per cent. 50 Lakhs Loan due 1st August 1929.	8,45,500	Do. ...	1st August 1959 or at the option of the Corporation on or after 1st August 1954 on giving three months' notice by public advertisement.	16,379	Do ...	89,881
40 Lakhs Loan (1930-31)	40,00,000	From 20th Sept. 1930 to 6th Oct. 1930.	1st September 1960 or at the option of the Corporation on or after 1st September 1950 on giving 3 months' notice by public advertisement.	77,484	1st June 1931 ..	3,36,117
					Total ...	21,73,102
					Carried forward ..	95,62,258

(A)—This amount has been raised from the Western India Turf Club Ltd., and the debentures issued to Western India Turf Club, Ltd., are to be repurchased by the Municipal Corporation after 20 years from 1st July 1920, the date on which the loan was raised for investment against the Sinking Funds on the Municipal Loans.

(a) Rs.	Repayable on
2,00,000	1-1-1938.
52,01,500	1-1-1933.
22,08,500	1-1-1943.
17,00,000	1-1-1946.
10,00,000	1-1-1948.
43,00,000	1-1-1953.

Rs. 1,47,00,000

Less—

Rs. 2,00,000	Repaid on 1st January 1928.
" 52,76,500	Repaid from 1-1-33 to 31-3-35.
Rs. 54,76,500	
Rs. 92,23,500	

+ All the Sinking Fund Instalments were re-arranged during 1906-07 on a 3½ per cent. basis as per Corporation Resolution No. 4946 of 9th February 1905 and were further re-arranged from 1st April 1928 as per Corporation Resolution No. 6114 of 12th September 1927.

Appendix No. 10—contd.

NAME OF LOAN.	Amount raised.	When raised.	When repayable.	Amount of Annual Sinking Fund Instalment.	Date when Sinking Fund commenced.	Amount of Sinking Fund which should have accumulated up to 31st March 1935 at Compound Interest.
1	2	3	4	5	6	7
	Rs.			Rs.	Brought over ..	Rs. 85,62,258
<i>4 per cent. Municipal Loans (3½ per cent. basis.)</i>						
23½ Lakhs Loan for Drainage and other works.	23,25,000	12th and 31st January 1894 and 11th and 15th July 1895.	1st July 1935	27,532	1st July 1896 ..	22,77,589
15½ Lakhs Loan for Sewerage, Wari Bunder, etc., Roads, Burial Ground and certain Water Works— 2nd Instalment	5,75,000 raised at 4 per cent.	17th July 1899	1st July 1936	4,762	1st July 1897 ..	5,41,405
25 Lakhs Loan for Sewerage, Water, etc., Works.	25,00,000	17th and 18th July 1899.	1st November 1939 ..	29,773	1st November 1900.	19,98,781
19½ Lakhs Loan for Sewerage, Roads and other Sanitary Works.	19,25,000	18th and 19th July 1899 and Sept. 1900.	1st June 1940	22,810	1st Jun. 1901 ..	14,86,861
24½ Lakhs Loan for certain Sewerage and Water Works.	24,75,000	6 lakhs between 15th June and 1st July 1901, 11 lakhs between 23rd Aug. and 31st Oct. 1901. 4 lakhs between 19th Aug. and 28th Oct. 1902 and 3½ lakhs on 9th Sept. 1903.	1st June 1943	29,439	1st June 1904 ..	16,38,800
22½ Lakhs Loan for certain Water Works.	12,75,000	1st Sept. 1904.	1st August 1934	8,000
30 Lakhs Loan for Buildings, Drainage Works, etc.	30,00,000	1st Nov. 1920.	1st January 1951	58,118	1st January 1922 ..	10,36,246
					Total ..	89,86,692
					Carried forward ..	1,85,48,950

Appendix No. 10—concl.

NAME OF LOAN.	Amount raised.	When raised.	When repayable.	Amount of Annual Sinking Fund Instalment.	Date when Sinking Fund commenced.	Amount of Sinking Fund which should have accumulated up to 31st March 1935 at Compound Interest.
1	2	3	4	5	6	7
	Rs.			Rs.	Brought over	Rs. 1,85,48,950
<i>4 per cent. Municipal Loans (3 per cent. basis).</i>						
2nd 2½ Lakhs Loan for Sewerage Works.	24,75,000	12 lakhs on 3rd Sept. 1905 and 12½ lakhs on 9th Sept. 1907.	1st August 1945	32,323	1st August 1907	14,37,296
13½ Lakhs Loan for the construction of Quarters for Halalkhore and Biggaris.	13,50,000	7th Aug. 1908.	1st May 1938	28,376	1st May 1909	11,24,060
15 Lakhs Loan for Street Improvements	15,00,000	29th July 1909.	1st May 1949	19,893	1st May 1910	7,45,226
30 Lakhs Loan for the acquisition of sites, for the construction of various Overbridges in the City.	30,00,000	29th July 1909 and 10th Aug. 1910.	1st May 1949	40,448	1st November 1910 and subsequent instalments from 1st May 1911 and 1st May 1929.	14,82,315
55 Lakhs Loan for Miscellaneous Works	55,00,000	7th and 10th Aug. and 1st Nov. 1911 and 1st Aug. 1913.	1st June 1942	1,21,632	1st June 1914	35,75,177
70 Lakhs Loan for reduplication of Tansa Main and other Auxiliary Works.	70,00,000	9th Sept. 1913, 22nd July 1914 and 10th April 1915.	1st June 1915	78,148	1st June 1915	21,52,352
90 Lakhs Loan for Street Improvements	20,00,000	9th Sept. 1913 and 24th Sept. 1915.	1st May 1955	26,524	1st May 1916	6,84,514
43 Lakhs Loan for Drainage, Water and Miscellaneous Works.	43,00,000	1st Aug. and 24th Sept. 1915.	1st May 1945	90,382	1st May 1916	23,32,536
					Total Rs.	1,35,33,476
<i>3½ per cent. Municipal Loans (3½ per cent. basis).</i>						
15½ Lakhs Loan for Sewerage, Wari Bunder, etc., Roads, Burial Ground and certain Water Works (1st Instalment).	10,00,000 raised at 3½ per cent.	1st Dec. 1896	1st July 1936	14,508	1st July 1897 and subsequent instalment, from 1st July 1929.	9,29,536
					Total Rs.	9,29,536
					Grand Total Rs.	3,30,11,962

NAME OF FUND.	Amount actually invested upto 31st March 1935.				Amount of Interest accrued upto 31st March 1935, collected and invested in 1935-36.	Total of Columns 5 and 6.
	Amount of Sinking Fund invested upto 31st March 1934.	Sinking Fund Instalments paid in 1934-35.	Interest, &c. accumulations invested in 1934-35.	Total.		
1	2	3	4	5	6	7
Sinking Funds	Rs. a. p. 2,90,72,442 2 1	Rs. a. p. 17,46,732 0 0	Rs. a. p. 12,97,762 15 2	Rs. a. p. 3,21,16,937 1 3	Rs. a. p.	Rs. a. p.
Deduct—Withdrawn for repayment of Loans				* 11,08,518 0 0		
Deduct—Excess accumulations transferred to Net Premia Fund.				3,10,08,419 1 3		
Total Sinking Funds				8,77,800 7 5		
In Public Securities as detailed in Appendix No. 16-A.				3,03,30,618 9 10		
In Cash with the Imperial Bank of India				3,03,30,388 7 8		
Total				230 2 2		
				3,03,30,618 9 10	3,88,624 2 4	3,07,19,242 12 2

¶ Rs. 49,40,000 repayable on 1st June 1954.

“ 20,80,000 “ “ 1st June 1974.

Rs. 70,00,000

* The amount met from the Net Premia Fund on account of repayment of Loans representing the difference between the market value and book value of the securities withdrawn from the Sinking Fund is Rs. 1,85,482-0-0.

§ The market value of the securities on 31st March 1935 is Rs. 3,26,23,107-11-6, as shown in Appendix No. 16-A and after adding the cash balance of Rs. 230-2-2 and the interest accrued upto 31st March 1935 on these securities of Rs. 3,88,624-2-4 the total amount of Sinking Fund is Rs. 3,30,11,962.

M. R. TAMBE,
Chief Accountant.

I. H. TAUNTON,
Municipal Commissioner.

Appendix

STATEMENT showing Outstanding Loans due by the Municipality, the interest Outstanding on 1st Imperial Bank of India and in office during that year

No.	Particulars of Loans.	Rate of Interest.	Balance due on 1st April 1934.	Amount raised in 1934-35.	Total.	Amount re-paid in 1934-35
1	2	3	4	5	6	7
Loans raised from Government.			Rs. a. p.	Rs. a. p.	Rs. a. p.	Rs. a. p.
1	Vahar Water Works Debt	4 per cent. ..	15,01,115 2 9	15,01,115 2 9 ^A	54,940 15 0
2	The 50 Lakhs Loan for Drainage, Water, Roads and other Works (part of Bombay Development Loan)	6½ per cent. ..	50,00,000 0 0	50,00,000 0 0 ^(a)
3	1st Instalment out of the Loan of Rs. 1½ crores for Water Works, Roads, Drainage and Sewerage, &c.	6½ per cent. ..	75,00,000 0 0	75,00,000 0 0 ^(a)
4	2nd Instalment out of the Loan of Rs. 1½ crores for Water Works, Roads, Drainage and Sewerage, &c.	5½ per cent. (inclusive of Income Tax.) 4½ per cent.	38,87,024 7 0 19,02,825 3 0	38,87,024 7 0 ^(b) 19,02,825 3 0 ^(b)	1,21,080 11 0 63,873 13 0
5	140 Lakhs Loan for General Supervision, Fire Brigade, &c., purposes	5½ per cent. 5½ per cent.	91,39,669 0 0 20,20,002 8 0	91,39,669 9 0 ^(b) 20,20,002 8 0 ^(b)	2,84,701 2 0 59,493 14 0
6	65 Lakhs Loan for Tansa Triplication Scheme.	5½ per cent. ..	52,35,746 2 0	52,35,746 2 0 ^(b)	1,54,204 5 0
7	2½ Crores Loan for Water Works, General Supervision and Development, &c., purposes.	5½ per cent. 5½ per cent.	87,20,319 14 0 1,02,50,929 2 0	87,20,319 14 0 ^(b) 1,02,50,929 2 0 ^B	2,56,893 3 0 3,01,913 4 0
8	2 Crores Loan for major Development Works..	5 per cent. 5 per cent. 5½ per cent.	1,06,21,308 2 0 19,38,248 15 0 43,28,948 14 0	1,06,21,308 2 0 ^(b) 19,38,248 15 0 ^B 43,28,948 14 0 ^(b)	2,97,355 10 0 54,263 9 0 1,05,934 13 0
9	150 Lakhs Loan (1925-26)	5½ per cent. 5 per cent... 5 per cent... 5 per cent... 5 per cent...	34,63,165 2 0 26,32,355 11 0 35,08,802 4 0 17,95,241 15 0 17,95,242 2 0	34,63,165 2 0 ^(b) 26,32,355 11 0 ^(b) 35,08,802 4 0 ^(b) 17,95,241 15 0 ^(b) 17,95,242 2 0 ^(b)	84,746 15 0 63,536 3 0 84,715 15 0 40,340 14 0 40,340 15 0
Total Loans raised from Government			8,52,41,945 0 9	8,52,41,945 0 9	20,68,276 1 0
Loans raised from the Public.						
1	The Sanitary Works Loan of 1888 (Rs. 7 Lakhs)	5 per cent. ..	1,500 0 0	1,500 0 0	1,500 0 0
2	The Tansa Water Works Loan (Rs. 147 Lakhs).	5 per cent. ..	92,46,000 0 0	92,46,000 0 0	22,500 0 0
3	The Drainage and Water Works Loan of 1888 (Rs. 12 Lakhs)	5 per cent. ..	1,500 0 0	1,500 0 0	1,500 0 0
4	The Miscellaneous Works Loan of 1888-89 for Drainage and Water Works, Markets and Roads (Rs. 10,08,500)	5 per cent. ..	1,500 0 0	1,500 0 0	1,500 0 0
5	The Agripada House Sullage Water Connections Loan (Rs. 2,48,000)	5 per cent. ..	1,000 0 0	1,000 0 0
6	The 35 Lakhs Various Sanitary Works Loan of 1800-01	5 per cent. ..	3,000 0 0	3,000 0 0
7	The Loan of 23½ Lakhs for Drainage and other Works	4 per cent. ..	23,25,000 0 0	23,25,000 0 0 ^(a)
8	The 15½ Lakhs Loan for Sewerage, Wari Bunder, &c., Roads, Burial Ground and certain Water Works (1st instalment of Rs. 10 lakhs)	3½ per cent. ..	15,75,000 0 0	15,75,000 0 0 ^(a)
9	Do. do. (2nd instalment of Rs. 5½ Lakhs) ..	4 per cent. ..	15,75,000 0 0	15,75,000 0 0 ^(a)
Carried over .. Rs.			1,31,54,500 0 0	1,31,54,500 0 0	27,000 0 0
Carried over ... Rs.			8,52,41,945 0 9	8,52,41,945 0 9	20,68,276 1 0

A.—The loan is payable on monthly instalments of Rs. 9,498 (Principal and Interest) out of Revenue. No Sinking Fund has been created for this loan.

B.—These loans are raised for development purposes. The programmes of repayment have been approved under Corporation Resolutions Nos. 5253 of 11th September 1928 and 81 of 3rd May 1934.

C.—Debentures in respect of these loans have remained unpaid owing to their not having been surrendered for repayment upto 31st March 1935. The debentures do not carry any interest from and after the due dates and will be paid when surrendered for repayment by the holders out of the Sinking Fund Investments.

D.—This includes debentures of Rs. 15,000 in respect of 147 Lakhs Loan due on 1st January 1933 which have remained unpaid owing to their not having been surrendered for repayment upto 31st March 1935. The debentures do not carry any interest from and after the due date and will be paid when surrendered for repayment by the holders out of the Sinking Fund Investments.

(a) As under the terms of these loans the bonds cannot be repaid to the holders before the dates stipulated in the debentures, the Sinking Fund has been invested as shown in detail in Appendix No. 10.

(b) These loans are repayable out of revenue in annual equal instalments including principal and interest based on the amortisation of the loans within a period of 30 years. No Sinking Fund has been created for these loans.

No. 11.

April 1934 on the different Loans, the amount payable for the year 1934-35, the amount paid by the and the balances outstanding on 31st March 1935.

Balance due on 31st March 1935.		Interest outstanding on 1st April 1934.		Interest payable in 1934-35.		Total Interest due.		Deduct Interest paid by the Imperial Bank of India and in office.		Outstanding Balance on 31st March 1935.		Remarks
8		9		10		11		12		13		14
Ra.	a. p.	Ra.	a. p.	Ra.	a. p.	Ra.	a. p.	Ra.	a. p.	Ra.	a. p.	
14,46,174	3 9		59,035	1 0	59,035	1 0	59,035	1 0		
50,00,000	0 0		3,78,364	0 0	3,78,364	0 0	3,75,113	6 10	3,250	9 2	
75,00,000	0 0		5,67,545	0 0	5,67,545	0 0	5,62,670	1 2	4,874	14 10	
37,65,943	12 0		2,13,786	5 0	2,13,786	5 0	2,13,786	5 0		
18,38,951	6 0		90,384	3 0	90,384	3 0	90,384	3 0		
83,54,988	7 0		5,02,681	14 0	5,02,681	14 0	5,02,681	14 0		
19,60,508	10 0		1,18,983	2 0	1,18,983	2 0	1,05,986	3 0	12,996	15 0	
50,81,541	13 0		3,08,396	12 0	3,08,396	12 0	2,74,711	1 0	33,685	11 0	
84,63,486	11 0		10,68,445	14 0	10,68,445	14 0	9,95,371	1 0	73,074	13 0	
99,49,015	14 0		9,46,479	11 0	9,46,479	11 0	8,65,674	6 0	80,805	5 0	
1,03,23,952	8 0										
18,83,985	6 0										
42,23,014	1 0										
33,78,418	3 0		6,77,106	2 0	6,77,106	2 0	6,77,106	2 0		
25,62,819	8 0										
34,25,086	5 0										
17,54,901	1 0										
17,54,901	3 0										
8,31,73,668	15 9		49,31,208	0 0	49,31,208	0 0	47,22,519	12 0	*2,08,688	4 0	
.....		2,061	3 7		2,061	3 7		* 2,061	3 7	
(a) 92,23,500	0 0	14,516	8 1	4,60,425	0 0	4,74,941	8 1	4,60,987	0 0	13,954	8 1	
.....		394	7 0		394	7 0		* 394	7 0	
.....		296	15 7		296	15 7		* 296	15 7	
0 1,000	0 0	117	14 0		117	14 0		117	14 0	
0 8,000	0 0	891	14 8		891	14 8		891	14 8	
23,25,000	0 0	12,199	2 0	93,000	0 0	1,05,199	3 0	93,927	3 0	9,272	0 0	
15,75,000	0 0	290	0 0	58,000	0 0	58,290	0 0	58,030	0 0	260	0 0	
1,31,27,500	0 0	30,766	1 11	6,11,425	0 0	6,42,193	1 11	6,14,944	3 0	24,496	4 9	
										*2,752	10 2	
8,31,73,668	15 9		49,31,208	0 0	49,31,208	0 0	47,22,519	12 0	*2,08,688	4 0	

* To be treated as savings.

Appendix

No.	Particulars of Loans.	Rate of Interest.	Balance due on 1st April 1934.	Amount raised in 1934-35.	Total.	Amount re-paid in 1934-35.
1	2	3	4	5	6	7
	Brought forward Rs. ..		Rs. a p. 8,52,41,945 0 9	Rs. a p.	Rs. a p. 8,52,41,945 0 9	Rs. a p. 20,68,276 1 0
	Brought forward Rs. ..		1,31,54,500 0 0	1,31,54,500 0 0	27,000 0 0
	Loans raised from the Public—contd.					
10	25 Lakhs Loan for Sewerage, Water and other Sanitary Works	4 per cent. ..	25,00,000 0 0	25,00,000 0 0	(a)
11	10½ Lakhs Loan for Sewerage, Roads and other Sanitary Works	4 per cent. ..	19,25,000 0 0	19,25,000 0 0	(a)
12	24½ Lakhs Loan for certain Sewerage and Water Works	4 per cent. ..	24,75,000 0 0	24,75,000 0 0	(a)
13	12½ Lakhs Loan for certain Water Works ..	4 per cent. ..	12,75,000 0 0	12,75,000 0 0	12,67,000 0 0
14	The 2nd 24½ Lakhs Loan for certain Sewerage Works	4 per cent. ..	24,75,000 0 0	24,75,000 0 0	(a)
15	13½ Lakhs Loan for the construction of Quarters for Halalkhores and Biggaries ..	4 per cent. ..	13,50,000 0 0	13,50,000 0 0	(a)
16	The 15 Lakhs Loan for Street Improvements.	4 per cent. ..	15,00,000 0 0	15,00,000 0 0	(a)
17	The 30 Lakhs Loan for the acquisition of sites for the construction of Overbridges ..	4 per cent. ..	30,00,000 0 0	30,00,000 0 0	(a)
18	The 55 Lakhs Loan for Drainage, Sanitary, Water and other Miscellaneous Works ..	4 per cent. ..	55,00,000 0 0	55,00,000 0 0	(a)
19	The 70 Lakhs Loan for re-duplication of Tansa Main and other Auxiliary Works ..	4 per cent. ..	70,00,000 0 0	70,00,000 0 0	(a)
20	The 20 Lakhs Loan for Street Improvements.	4 per cent. ..	20,00,000 0 0	20,00,000 0 0	(a)
21	The 48 Lakhs Loan for Drainage, Water, Roads and Miscellaneous Works	4 per cent. ..	48,00,000 0 0	48,00,000 0 0	(a)
22	The 40 Lakhs Loan for the construction of Sanitary Buildings, acquisition of Lands for Street Improvements and for executing Drainage and Water Works	6 per cent. ..	3,000 0 0	3,000 0 0
23	The 10 Lakhs Loan for the Conversion of the Storm Water Reservoir at Clerk Road into a Public Park	5 per cent. ..	10,00,000 0 0	10,00,000 0 0	(a)
24	The 30 Lakhs Loan for the construction of Building and Drainage Works and the acquisition of Land for different purposes ..	4 per cent. ..	30,00,000 0 0	30,00,000 0 0	(a)
25	160 Lakhs Loan for the improvement of the Water Supply in Bombay (First Issue) ..	6 per cent. ..	67,77,000 0 0	67,77,000 0 0	(a)
26	Do. do. (Second Issue) ..	6 per cent. ..	92,23,000 0 0	92,23,000 0 0	(a)
27	Rs. 25 Lakhs Loan (1927-28)	5 per cent. ..	25,00,000 0 0	25,00,000 0 0	(a)
28	Rs. 27 Lakhs Loan (1928-30)	5 per cent. ..	26,21,500 0 0	26,21,500 0 0	(a)
29	Rs. 81½ Lakhs Loan for the repayment of Rs. 40 Lakhs Loan due 19th December 1929	5 per cent. ..	26,14,000 0 0	26,14,000 0 0	(a)
30	Rs. 28 Lakhs Loan for the repayment of Rs. 39,94,000 out of 6 per cent. 50 Lakhs Loan due 1st August 1929	5 per cent. ..	8,45,500 0 0	8,45,500 0 0	(a)
31	Rs. 40 Lakhs Loan (1950-60)	6 per cent. ..	40,00,000 0 0	40,00,000 0 0	(a)
	Total Loans raised from the Public ..	Rs. ..	8,10,38,500 0 0	8,10,38,500 0 0	12,94,000 0 0
	Advances from Special Funds.					
1	Advance from Plant and Machinery Depreciation Fund	5 per cent. ..	7,97,302 11 0	7,97,302 11 0	13,651 14 0
2	Advance from Renewal of Road Surfaces Fund ..	4½ per cent. ..	7,74,499 0 0	7,74,499 0 0	18,487 9 0
3	Advance from Plant and Machinery Depreciation Fund	4½ per cent. ..	1,45,218 0 0	1,45,218 0 0	2,529 3 0
4	Do. do. do. do.	4½ per cent. ..	3,50,000 0 0	3,50,000 0 0	5,737 0 0
5	Advance from Municipal Fire and Accident Insurance Fund	4 per cent. ..	5,00,000 0 0	5,00,000 0 0	3,915 0 0
6	Advance from Fines Fund	4 per cent. ..	3,00,000 0 0	3,00,000 0 0	5,349 0 0
7	Advance from Renewal of Road Surfaces Fund ..	4 per cent.	3,00,000 0 0	3,00,000 0 0
8	Advance from Net premia Fund	4 per cent.	5,00,000 0 0	5,00,000 0 0
	Total Advances from Special Funds Rs. ..		28,67,019 11 0	8,00,000 0 0	36,67,019 11 0	49,669 10 0
	GRAND TOTAL ..	Rs. ..	16,91,47,464 11 9	8,00,000 0 0	16,99,47,464 11 9	34,11,945 11 0

(a) As under the terms of these loans the bonds cannot be repaid to the holders before the dates stipulated in the debentures, the Sinking Fund has been invested as shown in detail in Appendix No. 10.

(b) Debentures in respect of this loan have remained unpaid owing to their not having been surrendered for repayment up to 31st March 1935. The debentures do not carry any interest from and after the due date and will be paid when surrendered for repayment by the holders.

M. R. TAMBE,
Chief Accountant.

No. 11—concluded.

Balance due on 31st March 1935.	Interest outstanding on 1st April 1934.	Interest payable in 1934-35.	Total Interest due.	Deduct Interest paid by the Imperial Bank of India and in Office.	Outstanding Balance on 31st March 1935.	Remarks.
8	9	10	11	12	13	14
Rs. a. p.	Rs. a. p.	Rs. a. p.	Rs. a. p.	Rs. a. p.	Rs. a. p.	
8,31,73,668 15 9	49,31,208 0 0	49,31,208 0 0	47,22,619 12 0	*2,08,688 4 0	
1,31,27,500 0 0	30,768 1 11	6,11,425 0 0	6,42,193 1 11	6,14,944 3 0	*2,752 10 2 24,498 4 9	
25,00,000 0 0	1,510 12 0	1,00,000 0 0	1,01,510 12 0	99,700 0 0	1,810 12 0	
19,25,000 0 0	7,757 11 4	77,000 0 0	84,757 11 4	79,794 13 0	4,963 14 4	
24,75,000 0 0	4,183 3 8	99,000 0 0	1,03,183 3 8	1,00,068 2 0	3,115 1 8	
(b) 8,000 0 0	3,242 3 4	77,000 0 0	20,242 3 4	19,658 3 0	585 13 4	
24,75,000 0 0	1,373 4 0	99,000 0 0	1,00,373 4 0	99,463 4 0	910 0 0	
13,50,000 0 0	7,981 0 0	54,000 0 0	61,981 0 0	52,329 8 0	9,651 8 0	
15,00,000 0 0	2,462 2 0	60,000 0 0	62,462 2 0	58,331 5 0	4,130 13 0	
30,00,000 0 0	19,892 2 0	1,20,000 0 0	1,39,892 2 0	1,17,761 5 0	22,130 13 0	
55,00,000 0 0	2,20,000 0 0	2,20,000 0 0	2,20,000 0 0	
70,00,000 0 0	8,269 15 2	2,80,000 0 0	2,88,269 15 2	2,79,185 13 0	9,084 2 2	
20,00,000 0 0	1,328 2 0	80,000 0 0	81,328 2 0	80,970 0 0	358 2 0	
43,00,000 0 0	1,72,000 0 0	1,72,000 0 0	1,72,000 0 0	
(b) 3,000 0 0	1,161 14 2	1,161 14 2	1,161 14 2	
10,00,000 0 0	50,000 0 0	50,000 0 0	50,000 0 0	
30,00,000 0 0	1,20,000 0 0	1,20,000 0 0	1,20,000 0 0	
67,77,000 0 0	30,932 10 0	4,06,620 0 0	4,37,552 10 0	4,20,049 11 0	17,503 13 0	
92,23,000 0 0	39,230 4 0	5,53,380 0 0	5,92,610 4 0	5,78,087 1 0	14,523 3 0	
25,00,000 0 0	1,25,000 0 0	1,25,000 0 0	1,25,000 0 0	
26,21,500 0 0	11,105 15 11	1,31,075 0 0	1,42,180 15 11	1,36,654 10 0	5,526 5 11	
26,14,000 0 0	13,007 1 0	1,30,700 0 0	1,43,707 1 0	1,34,825 5 0	8,881 12 0	
8,45,500 0 0	3,957 14 0	42,275 0 0	46,232 14 0	43,898 12 0	2,334 2 0	
40,00,000 0 0	17,536 3 7	2,40,000 0 0	2,57,536 3 7	2,41,712 0 0	15,824 3 7	
7,97,44,500 0 0	2,05,810 8 1	37,89,475 0 0	39,94,285 8 1	38,44,432 2 0	*2,752 10 2 1,47,100 11 11	
7,83,650 13 0	39,865 2 0	39,865 2 0	39,865 2 0	
7,61,011 7 0	34,852 7 0	34,852 7 0	34,852 7 0	
1,42,698 13 0	6,534 13 0	6,534 13 0	6,534 13 0	
3,44,263 0 0	15,750 0 0	15,750 0 0	15,750 0 0	
4,91,085 0 0	41,400 0 0	41,400 0 0	38,509 9 0	*2,890 7 0	
2,94,651 0 0	39,000 0 0	39,000 0 0	2,136 15 9	*36,863 0 3	
3,00,000 0 0	
5,00,000 0 0	
36,17,350 1 0	1,77,402 6 0	1,77,402 6 0	1,37,648 14 9	*39,753 7 3	
16,65,35,519 0 9	2,05,810 8 1	88,97,085 6 0	91,02,895 14 1	87,04,600 12 9	1,47,100 11 11 *2,51,194 5 5	

* To be treated as savings.

I. H. TAUNTON,
Municipal Commissioner.

Appendix:
Water Works
Revenue Account for

INCOME.		Rs. a. p.
Water Tax and other Miscellaneous Water Works Revenue— <i>vide</i> details in Appendix No. 3		* 63,48,112 14 1
* This includes Rs. 31,49,252-12-8 being the amount of Water Tax by measurement, realised during 1934-35 as shown in the following Statement :—		
Total Rs.		63,48,112 14 1

Net Revenue Account

		Rs. a. p.
Surplus brought down		52,56,512 12 0

STATEMENT showing the quantity of Water by meter supplied under different Sub-heads and the Water Tax by measurement realized at different rates for the uniform quantity of 1,000 gallons, as required by Corporation Resolution No. 6570 of 15th February 1912.

PARTICULARS.	1920-30.		1930-31.		1931-32.		1932-33.		1933-34.		1934-35.	
	Gallons.	Amount.	Gallons.	Amount.	Gallons.	Amount.	Gallons.	Amount.	Gallons.	Amount.	Gallons.	Amount.
Hotels *	5,06,02,100	Rs. a. p. @ As. 14 47,705 11 0	5,09,33,350	Rs. a. p. @ As. 14 44,568 11 0	4,36,33,700	Rs. a. p. @ As. 14 38,215 0 0	3,37,45,600	Rs. a. p. @ As. 14 29,547 6 0	4,01,01,000	Rs. a. p. @ As. 14 35,088 8 0	4,56,08,270	Rs. a. p. @ As. 14 39,907 4 0
Cotton Factories	80,05,31,935	@ As. 10 5,15,044 14 0	1,22,19,31,570	@ As. 10 7,64,953 9 0	1,41,97,96,325	@ As. 10 8,87,397 14 0	1,63,72,68,995	@ As. 10 9,61,525 0 0	1,38,50,11,850	@ As. 10 8,53,122 10 0	1,29,71,16,380	@ As. 10 8,18,694 10 0
Flour Factories	2,05,53,800	@ As. 14 17,984 8 0	1,68,46,900	@ As. 14 14,740 8 0	1,50,55,000	@ As. 14 13,173 0 0	1,52,80,650	@ As. 14 13,370 10 0	1,64,01,100	@ As. 14 14,350 15 0	1,86,48,100	@ As. 14 16,317 1 0
Other Factories	49,25,78,420	@ As. 14 3,79,150 5 0	23,48,63,740	At different rates. @ As. 1 2,27,203 4 0	26,95,72,790	At different rates. @ As. 10 2,30,326 6 0	23,24,91,760	At different rates. @ As. 10 2,02,538 14 9	20,07,82,700	At different rates. @ As. 10 1,77,411 0 0	24,02,97,431	At different rates. @ As. 10 2,08,258 15 0
Milk Cattle Stables ..	21,87,00,185	@ As. 10 1,39,649 11 0	20,08,45,475	@ As. 10 1,25,273 5 0	21,69,38,550	@ As. 10 1,35,857 7 0	22,46,31,410	@ As. 10 1,41,574 10 0	20,45,67,490	@ As. 10 1,27,854 13 0	20,11,28,454	@ As. 10 1,25,892 14 0
Government Properties (a) ..	55,38,16,450	At different rates. @ As. 14 8,09,068 3 0	46,56,02,100	At different rates. @ As. 14 2,89,033 15 0	67,23,99,800	At different rates. @ As. 14 4,20,249 14 0	53,01,38,100	At different rates. @ As. 14 3,31,338 5 0	54,90,49,360	At different rates. @ As. 14 3,43,155 14	52,26,02,994	At different rates. @ As. 14 3,26,627 4 0
Railways	1,03,48,09,200	At different rates. @ As. 14 8,90,102 7 0	78,19,37,275	At different rates. @ As. 14 6,29,917 12 0	61,48,37,125	At different rates. @ As. 14 4,84,972 2 0	60,09,09,000	At different rates. @ As. 14 4,53,533 4 0	58,26,00,600	At different rates. @ As. 14 4,52,377 4 0	50,45,83,310	At different rates. @ As. 14 3,63,758 0 0
Port Trust	54,52,32,800	At different rates. @ As. 14 4,77,123 7 0	47,95,90,285	At different rates. @ As. 14 4,19,641 8 0	46,31,35,429	At different rates. @ As. 14 4,05,243 8 0	42,79,42,100	At different rates. @ As. 14 3,74,449 5 0	43,79,46,000	At different rates. @ As. 14 3,83,202 15 0	46,93,79,900	At different rates. @ As. 14 4,10,707 5 0
Suburbs (b)	82,95,98,790	At different rates. @ As. 14 8,00,160 1 9	64,11,55,300	At different rates. @ As. 14 2,17,593 3 5	59,77,33,750	At different rates. @ As. 14 2,10,596 6 0	80,69,35,240	At different rates. @ As. 14 3,27,542 11 0	83,50,82,630	At different rates. @ As. 14 3,36,985 14 0	89,59,39,760	At different rates. @ As. 14 3,32,089 14 0
Miscellaneous (c)	94,78,21,215	At different rates. @ As. 14 4,46,127 2 8	54,92,35,329	At different rates. @ As. 14 3,68,811 0 0	57,64,66,400	At different rates. @ As. 14 3,97,912 10 4	63,30,39,741	At different rates. @ As. 14 4,33,506 2 4	64,41,81,305	At different rates. @ As. 14 4,49,407 10 8	65,50,60,973	At different rates. @ As. 14 5,07,004 9 8
Total	5,50,83,74,945	85,73,731 6 5	4,07,25,40,324	31,01,734 6 5	4,88,94,18,899	32,23,944 3 4	5,04,23,32,596	32,68,902 4 1	4,87,66,23,895	31,73,017 7 8	4,85,06,65,552	31,49,252 12 8

(a) The rates charged are in accordance with the Water Rules for the respective years;
(b) The rate charged is Annas 6 to Annas 14 per 1,000 gallons.
(c) The rates charged vary from Annas 10 to Rs. 1.

Carried forward Rs. .. 52,56,512 12 0

No. 12.
Account.
 the year ended 31st March 1935.

EXPENDITURE	Rs. a. p.	Rs. a. p.	Rs. a. p.	Rs. a. p.
General Superintendence (1/5th proportion of)	90,295 0 1			
Assessment and Collection Charges (1/5th proportion of) ..	1,40,946 13 5	2,81,241 13 6		
Maintenance of Water Works (vide Appendix No. 4) ..	8,59,544 13 7			
New Works (vide Appendix No. 4)	818 7 0	8,60,368 4 7		
			10,01,600 2 1	
Surplus carried down	52,56,512 12 0	63,48,112 14 1
Total Rs.	63,48,112 14 1

for the year ended 31st March 1935.

	Rs. a. p.	Rs. a. p.	Rs. a. p.	Rs. a. p.
Interest on Water Works Loans (Debt)—				
<i>Due to Government—</i>				
Vehar Debt	59,035 1 0			
50 Lakhs Loan for Drainage, Water, etc., Works	37,511 0 0			
1 1/2 Crores Loan	6,23,337 13 2			
65 Lakhs Loan for Tansa Triplication Scheme	2,74,711 1 0			
2 Crores Loan for Major Development Works	4,66,141 2 0			
2 1/2 Crores Loan for General Supervision, Water Works, etc.	6,635 2 0			
150 Lakhs Loan 1925-26	4,96,223 8 0	10,62,594 10 2		
<i>Due to the Public—</i>				
12 1/2 Lakhs Loan	18,944 2 8			
147 Lakhs Tansa Water Works Loan	4,80,987 0 0			
35 Lakhs Various Sanitary Works Loan			
13 1/2 Lakhs Loan	27 8 0			
23 1/2 Lakhs Drainage and other Works Loan	9,893 0 0			
15 1/2 Lakhs Sewerage, Wari Bunder, etc., Works Loan	6,365 0 0			
25 Lakhs Sewerage, etc., Works Loan	9,238 0 0			
24 1/2 Lakhs Sewerage and Water Works Loan	24,503 0 0			
55 Lakhs for Miscellaneous Works	16,043 15 0			
70 Lakhs for Reduplication of the Tansa Main and other Auxiliary Works	2,78,817 0 0			
43 Lakhs for Drainage, Water, Roads and Miscellaneous Works	5,002 8 0			
160 Lakhs for Improvement of water supply in Bombay (First issue)	4,20,049 11 0			
Do. Do. (Second issue)	5,78,087 1 0			
25 Lakhs for construction of roads, miscellaneous works	1,252 15 8			
31.43 Lakhs Loan	23,709 0 0			
37 Lakhs Loan	2,157 0 0			
40 Lakhs Loan	7,991 10 0	18,73,148 6 8		
<i>Advances from Special Funds—</i>				
Rs. 8 1/2 Lakhs advance from Plant and Machinery Depreciation Fund	421 8 0			
Rs. 5 Lakhs advance from Net Premis Fund	107 8 0	528 14 0		
Commission to the Imperial Bank of India for payment of interest on the Water Works portion of the different Loans		8,436 12 0	38,37,271 14 10	
Miscellaneous Loan Charges including Commission paid to the Imperial Bank of India for drawing interest on Sinking Fund Investments		3,608 2 2	12,044 14 2	
Reduction of debt or investment of Sinking Fund of the following Water Works Loans:—				
Vehar Debt		54,940 15 0		
Tansa Water Works Loan of Rs. 147 Lakhs		3,40,615 0 0		
Carried forward Rs.		3,95,555 15 0	38,49,316 13 0	

Appendix
Water Works
Net Revenue Account for

	Rs. a. p.
INCOME—contd.	
Brought forward Rs.	52,56,512 12 0
Total Rs.	55,37,026 5 0
Deficit—Excess of Expenditure over Income	2,80,513 9 0

M. R. TAMBE,
Chief Accountant.

No. 12—contd.

Account—contd.

the year ended 31st March 1935—contd.

EXPENDITURE—contd.	Rs. a. p.	Rs. a. p.	Rs. a. p.
Brought forward Rs.	3,95,555 15 0	38,49,316 13 0	
12½ Lakhs Loan ..	23,140 0 0		
23½ Lakhs Loan for Drainage and other Works ..	2,886 0 0		
15½ Lakhs Loan for Sewerage, Wari Bunder, etc., Works..	2,637 0 0		
25 Lakhs Loan for Sewerage, etc., Works ..	2,759 0 0		
24½ Lakhs Loan ..	7,206 0 0		
13½ " " ..	15 0 0		
55 " " ..	8,870 0 0		
70 Lakhs Loan for Reduplication of the Tansa Main and other Auxiliary Works ..	78,045 0 0		
43 " " for Drainage, Water, Roads and Miscellaneous Works ..	2,676 0 0		
50 " " for Drainage, Water, etc., Works ..	8,915 0 0		
1½ Crores Loan for " " " " ..	2,29,152 5 0		
65 Lakhs Loan for Tansa Triplication Scheme ..	1,54,204 5 0		
2 Crores Loan for Major Development Works..	2,33,706 5 0		
160 Lakhs Loan for the improvement of the water-supply in Bombay...	2,55,280 0 0		
2½ Crores Loan for General Supervision, Water Works, etc., purposes..	3,724 10 0		
150 Lakhs Loan 1925-26 ..	2,32,337 2 0		
25 Lakhs Loan 1927-28 ..	485 0 0		
31-43 Lakhs Loan ..	12,659 0 0		
37 Lakhs Loan ..	800 0 0		
40 Lakhs Loan ..	2,562 0 0		
8½ Lakhs advance from Plant and Machinery Depreciation Fund ..	143 14 0		
		16,87,709 8 0	
Total Rs. ..			55,37,026 5 0

I. H. TAUNTON,
Municipal Commissioner.

Appendix
WATER WORKS
SCHEDULE OF LIABILITIES AND

LIABILITIES.	Rs. a. p.	Rs. a. p.	Rs. a. p.
I.—DEBT PRINCIPAL.			
Due to Government—			
Government of Bombay on account of Vehar Debt ...	14,46,174	3 9	
50 Lakhs Loan for Drainage, Water, &c., Works... ..	5,00,000	0 0	
1½ Crores do. do.	94,23,426	15 3	
2½ Crores Loan	1,22,740	0 0	
65 Lakhs Loan for Tansa Triplication Scheme	50,81,541	13 0	
2 Crores Loan for Major Development Works... ..	86,59,090	1 0	
150 Lakhs Loan (1925-26)	93,42,617	3 0	
			3,45,75,550 4 0
Due to the Public—			
Water Works portion of the 35 Lakhs Various Sanitary Works Loan	901	0 0	
Tansa Water Works Loan of 147 Lakhs	92,23,500	0 0	
Water Works portion of 13½ Lakhs Loan	728	6 6	
Water Works portion of the 23½ Lakhs Loan for Drainage and other Works	2,39,522	5 7	
Water Works portion of the 15½ Lakhs Loan for Sewerage, Wari Bunder, &c., Roads, Burial Ground and certain Water Works	1,81,772	5 4	
Water Works portion of the 25 Lakhs Loan for Sewerage, Roads and other Works	2,31,652	1 8	
Water Works portion of the 24½ Lakhs Loan for certain Sewerage and Water Works	6,06,035	2 9	
12½ Lakhs Loan for certain Water Works... ..	7,710	0 0	
Water Works portion of the 55 Lakhs Loan for Miscellaneous Works	4,01,097	12 2	
70 Lakhs Loan for the Reduplication of the Tansa Main and other Auxiliary Works	69,90,737	0 5	
Water Works portion of 43 Lakhs Loan for Miscellaneous Works	1,27,313	8 6	
40 Lakhs Loan for the construction of Sanitary Buildings, acquisition of lands for Street Improvements and for executing Drainage and Water Works... ..	750	0 0	
160 Lakhs Loan for the improvement of the water-supply in Bombay	1,60,00,000	0 0	
Water Works portion of the 25 Lakhs Loan (1927-28)... ..	25,059	6 11	
Water Works portion of 81-43 Lakhs Loan	6,53,500	0 0	
Water Works portion of 37 Lakhs Loan	38,619	8 6	
Water Works portion of 40 Lakhs Loan (1923-29)	1,32,250	0 0	
			3,48,61,148 5 4
Advances from Special Funds—			
Rs. 8½ Lakhs Advance from Plant and Machinery Depreciation Fund	8,167	13 0	
Rs. 5 Lakhs Advance from Net Premia Fund	25,186	0 0	
			33,353 13 0
II.—SINKING FUNDS ON MUNICIPAL LOANS (invested as per contra)			
			6,94,70,092 6 4
			1,34,00,835 6 0
III.—SPECIAL FUNDS—			
Worn-out Water Mains Renewal Fund (invested as per contra)			1,64,344 13 9
Net Premia Fund (invested as per contra)			25,88,594 0 0
			27,52,938 13 9
IV.—CAPITAL ACCOUNT—			
General Reserve being Assets in excess of Liabilities			2,60,36,587 11 11
TOTAL Rs. ...			11,16,80,454 0 0

M. R. TAMBE,
Chief Accountant.

No. 12A.

ACCOUNT.

ASSETS AT 31st MARCH 1935.

ASSETS.	Rs. a. p.	Rs. a. p.	Rs. a. p.
I. Properties—			
Water Works executed out of Loan, Surplus and Reserve Funds (<i>vide</i> Appendix No. 8)—			
Out of Loan and Reserve Funds—			
Ordinary Works	4,47,88,455 9 7		
Tansa Completion Works	4,99,48,781 13 9		
	9,47,37,240 7 4		
Works executed out of Worn-out Water Mains Renewal Fund	7,69,439 10 11		
		9,55,06,680 2 3	9,55,06,680 2 3
II. Investments—			
1. Imperial Bank of India Municipal Loans Sinking Fund Deposit Account—			
Sinking Funds		1,34,00,835 0 0	
2. Imperial Bank of India—Worn-out Water Mains Renewal Fund Deposit Account (<i>vide</i> Appendix No. 6)			
		1,64,344 13 9	
3. Imperial Bank of India—Net Premia on different Municipal Loans Deposit Account (<i>vide</i> note* to Appendix No. 6)			
		25,88,594 0 0	
		1,81,53,773 13 9	1,81,53,773 13 9
TOTAL Rs. ...			11,18,60,454 0 0

I. H. TAUNTON,
Municipal Commissioner.

Appendix
Markets and Slaughter
Revenue Account for the year

INCOME.	Amount. Rs. a. p.
Income for the year— <i>Vide</i> details in Appendix No. 3	11,43,722 8 3
Total Rs. ...	11,43,722 8 3

Net Revenue Account for the year

	Rs. a. p.
Surplus brought down	7,99,616 9 11
Total Rs. ...	7,99,616 9 11

M. R. TAMBE,
Chief Accountant.

No. 13.

Houses Account.

ended 31st March 1935.

EXPENDITURE.		Rs. a. p.	Rs. a. p.
General Superintendence (2½ per cent. proportion of)	18,059 0 0	
Maintenance Charges of Markets and Slaughter Houses (<i>vide</i> Appendix No. 4)—			
	Rs. a. p.		
Amount shown under IX.—Mechanical, D—Transport and E—Refrigerator	66,393 12 9		
“ “ “ XIV.—Markets and Slaughter Houses	2,45,115 3 4	8,11,511 0 1	
New works (<i>vide</i> Appendix No. 4)	14,535 14 3	
			8,44,105 14 4
Surplus carried down		7,99,616 9 11
Total Rs.		11,43,722 8 3

ended 31st March 1935.

Interest on Loans.		Rs. a. p.	Rs. a. p.	Rs. a. p.
Due to Government—				
Rs. 50 Lakhs Loan	52,466 0 0		
“ 1½ Crores	9,593 0 0		
“ 140 Lakhs	17,899 4 0		
“ 2 Crores	84,685 2 0	1,14,648 6 0	
Due to Public—				
Rs. 25 Lakhs Loan 1927-28	11 12 0		
“ 55 “ “	3,107 9 0		
“ 43 “ “	2,320 0 0		
“ 30 “ “	8,000 0 0		
“ 37 “ “	4,951 0 0	18,390 5 0	
Advances from Special Funds—				
Rs. 8½ Lakhs from Plant and Machinery Depreciation Fund.		2,167 9 0	
Commission to the Imperial Bank of India for the payment of interest on the portions of the different Loans...		242 0 0	1,33,201 4 0
Miscellaneous Loan Charges including Commission paid to the Imperial Bank of India for drawing interest on Sinking Fund Investments		217 4 0	1459 4 0
Reduction of debt or investment of Sinking Fund.				
Rs. 43 Lakhs Loan		1,219 0 0	
“ 55 “ “		1,718 0 0	
“ 50 “ “		12,469 0 0	
“ 30 “ “		3,874 0 0	
“ 1½ Crores		8,525 0 0	
“ 140 Lakhs		10,121 14 0	
“ 25 “ “		5 0 0	
“ 2 Crores		19,434 14 0	
“ 37 Lakhs		1,840 0 0	
“ 8½ Lakhs advance from Plant and Machinery Depreciation Fund...		742 7 0	54,949 3 0
Balance—Income in excess of expenditure			1,90,609 11 0
				6,09,006 14 11
Total Rs.			7,99,616 9 11

I. H. TAUNTON,
Municipal Commissioner.

Appendix No. 14.

Statement of Advance Accounts for 1934-35.

Dr.

Cr.

Opening Balance on 1st April 1934.	Debits during 1934-35.	Closing Balance on 31st March 1935.	Total.	Name of Account.	Opening Balance on 1st April 1934.	Credits during 1934-35.	Closing Balance on 31st March 1935.	Total.
Rs. a. p.	Rs. a. p.	Rs. a. p.	Rs. a. p.		Rs. a. p.	Rs. a. p.	Rs. a. p.	Rs. a. p.
				<i>Departmental Works.</i>				
748 13 4	7,769 14 6	8,518 11 10	Water Works	8,004 1 4	514 10 6	8,518 11 10
....	369 7 6	369 7 6	Printing Press	369 7 6	369 7 6
10,770 14 0	1,94,434 15 11	2,05,205 13 11	Workshops	1,97,783 7 11	7,422 6 0	2,05,205 13 11
26,036 0 0	3,27,885 4 9	3,53,921 4 9	Roads, Buildings and Drainage	3,52,558 14 9	1,362 6 0	3,53,921 4 9
37,555 11 4	5,30,459 10 8	5,68,015 6 0	Total	5,58,346 8 0	9,668 14 0	5,68,015 6 0
				<i>Private Works.</i>				
81 13 0	718 10 2	800 7 2	Workshops	578 15 0	221 8 2	800 7 2
8 1 0	3 1 0	Roads and Buildings	3 1 0	3 1 0
489 6 1	13 6 0	502 12 1	Levelling, Metalling, etc., Private Streets.	126 0 0	376 12 1	502 12 1
3,533 3 5	20,314 8 8	23,847 11 8	Water Works	21,167 4 5	2,680 7 3	23,847 11 8
17,922 15 8	1,14,003 5 4	1,31,926 5 0	Roads, Buildings and Drainage	1,14,773 5 3	17,152 15 9	1,31,926 5 0
740 7 8	2,868 13 0	3,609 4 8	Government of Bombay for sanitary and Anti-malarial measures in the Back Bay reclamation area.	2,884 12 0	724 8 8	3,609 4 8
516 14 7	5,806 1 8	6,323 0 3	<i>Government of Bombay.</i>	5,749 5 3	573 11 0	6,323 0 3
994 6 7	1,218 8 8	2,212 15 3	Working of the Lethal Chamber for the destruction of stray dogs.	1,166 13 10	1,046 1 5	2,212 15 3
8,744 15 10	20,337 2 3	29,082 2 1	Health Department	21,263 4 0	7,818 14 1	29,082 2 1
33,027 3 10	1,65,280 7 4	1,98,307 11 2	Total	1,67,709 11 9	30,597 15 5	1,98,307 11 2
70,582 15 2	6,95,740 2 0	7,66,323 1 2	Carried forward	7,26,056 3 9	40,266 13 5	7,66,323 1 2

Appendix No. 14—continued.

Statement of Advance Accounts for 1934-35

Dr. IN HAND

Cr.

Opening Balance on 1st April 1934.	Debits during 1934-35.	Closing Balance on 31st March 1935.	Total.	Name of Account.	Opening Balance on 1st April 1934.	Credits during 1934-35.	Closing Balance on 31st March 1935.	Total.
Rs. a. p.	Rs. a. p.	Rs. a. p.	Rs. a. p.		Rs. a. p.	Rs. a. p.	Rs. a. p.	Rs. a. p.
70,582 15 2	6,95,740 2 0		7,66,323 1 2	Brought over	7,26,056 3 9	40,266 13 5	7,66,323 1 2
28,831 4 6	1,46,698 15 5	(a) 43,376 12 1	2,18,907 0 0	<i>Asphalt Plant, Crushers, etc.</i>	2,18,907 0 0	2,18,907 0 0
800 7 4	61,875 9 8	62,676 1 0	Asphalt Plant	58,995 4 0	(b) 3,680 13 0	62,676 1 0
845 14 0	81,109 11 0	81,455 9 0	Sewri Crushers	1,81,140 13 0	(c) 315 6 0	81,455 9 0
50,380 14 2	60,576 12 10	1,10,957 11 0	Mechanical Transport	67,332 5 0	(d) 43,625 6 0	1,10,957 11 0
80,358 8 0	3,50,261 0 11	43,376 12 1	4,73,996 5 0	Love Grove Crushers	4,26,374 12 0	47,621 9 0	4,73,996 5 0
....	4,15,834 4 5	4,15,834 4 5	<i>Municipal Officers.</i>	4,15,834 4 5	4,15,834 4 5
12,030 9 6	6,200 0 0	18,230 9 6	Dishonoured cheques	210 0 0	18,020 9 6	18,230 9 6
5,595 0 0	10,000 0 0	15,595 0 0	Standing advance for Contingent Expenses.	3,985 0 0	11,610 0 0	15,595 0 0
125 0 0	125 0 0	Motor Cars and motor cycles to officers.	125 0 0	125 0 0
17,750 9 6	4,32,034 4 5	4,49,784 13 11	Cycle advances to subordinates	4,20,154 4 5	29,630 9 6	4,49,784 13 11
1,68,692 0 8	14,78,035 7 4	43,376 12 1	16,90,104 4 1	Total	15,72,585 4 2	1,17,518 15 11	16,90,104 4 1
				Carried over			

(a) Stock on hand ..	Rs. a. p.	22,217 1 0	(c) Outstanding bills ..	Rs. a. p.	132 6 0
Outstanding bills ..	3,269 15 0		Stores Abstract for March 1935 ..	183 0 0	
		25,487 0 0			315 6 0
Deduct—Profit for 1934-35 to be adjusted in 1935-1936 ..	68,863 12 1		(d) Stock on hand ..	54,305 14 0	
			Outstanding bill ..	244 8 0	
Credit Balance Ra. ..	43,376 12 1				54,550 6 0
			Less—Amount due on a/c of Royalty up to end of 1930-31 ..	10,925 0 0	
(b) Stock on hand ..	3,680 13 0				Total Ra. 43,625 6 0

Appendix No. 14—concluded.

Statement of Advance Accounts for 1934-35.

Dr.

Cr.

Opening Balance on 1st April 1934.	Debits during 1934-35.	Closing Balance on 31st March 1935.	Total.	Name of Account.	Opening Balance on 1st April 1934.	Credits during 1934-35.	Closing Balance on 31st March 1935.	Total.
Rs. a. p.	Rs. a. p.	Rs. a. p.	Rs. a. p.		Rs. a. p.	Rs. a. p.	Rs. a. p.	Rs. a. p.
1,68,692 0 8	14,78,035 7 4	43,376 12 1	16,90,104 4 1	Brought over	15,72,585 4 2	1,17,518 15 11	16,90,104 4 1
8,799 7 0	1,87,250 7 4	1,96,049 14 4	Miscellaneous Advances	1,58,316 9 0	37,733 5 4	1,96,049 14 4
75,226 5 2	27,386 13 9	1,02,613 2 11	Improvement Schemes	18,218 14 3	84,394 4 8	1,02,613 2 11
10 3 2	538 5 11	548 9 1	Building Certificate forms	542 8 0	6 1 1	548 9 1
10 4 0	582 6 10	592 10 10	Building Repair certificate forms...	588 8 0	4 2 10	592 10 10
84,046 3 4	2,15,758 1 10	2,99,804 5 2	Total	1,77,666 7 3	1,22,137 13 11	2,99,804 5 2
6,318 8 0	7,908 0 8	14,226 8 8	Municipal Contractors	13,316 15 8	409 9 0	14,226 8 8
.....	0 14 0	0 14 0	" Tenderers	0 14 0	0 14 0
17,315 4 7	14,097 2 2	31,412 6 9	Purchase of Coal	16,937 13 0	14,474 9 9	31,412 6 9
7,465 11 0	1,17,785 13 0	1,25,251 8 0	" of Petrol	1,17,892 11 0	7,358 13 0	1,25,251 8 0
.....	46,569 13 8	46,569 13 8	Municipal Workshops	46,569 13 8	46,569 13 8
2,83,837 11 7	18,80,155 4 8	43,376 12 1	22,07,369 12 4	Grand Total	19,45,469 14 9	2,61,899 13 7	22,07,369 12 4

† Includes Rs. 20,000 on account of Municipal Contribution to the Schools Committee for maintaining the minimum Cash Balance as required under Bye-law No. 10 relating to the Schools Committee.

Advances to Solicitors	Rs. 13,330 3 0
" for Court costs	" 61,397 10 7
" for Municipal Taxes	" 8,183 15 0
Other misc. items	" 1,482 8 1

Rs. 84,394 4 8

M. R. TAMBE,
Chief Accountant.

I. H. TAUNTON,
Municipal Commissioner.

Appendix No. 14-A.

Statement showing advances out of Special Funds during 1934-35.

Dr.

Cr.

Opening Balance on 1st April 1934.	Debits during 1934-35.	Total	Name of Account.	Credits during 1934-35.	Closing Balance on 31st March 1935.	Total
Rs. a. p.	Rs. a. p.	Rs. a. p.		Rs. a. p.	Rs. a. p.	Rs. a. p.
....	429 8 0	429 8 0	Charges met out of—			
			Municipal Fire and Accident Insurance Fund.	429 8 0	429 8 0
....	42,007 10 2	42,007 10 2	Fines Fund	42,007 10 2	42,007 10 2
....	1,892 2 0	1,892 2 0	Garden Fund	1,892 2 0	1,892 2 0
....	1,093 3 3	1,093 3 3	Net Premia Fund	1,093 3 3	1,093 3 3
			Advance from Plant and Machinery Depreciation Fund for—			
56,484 7 0	1,69,401 14 0	2,25,886 5 0	Purchase of Machinery, &c. pending adjustment against the provisions for depreciation in subsequent years	97,728 6 0	1,28,157 15 0	2,25,886 5 0
79,259 8 9	23,268 11 8	1,02,528 4 5	Levelling, metalling, etc., Private Streets ..	56,092 4 4	46,436 0 1	1,02,528 4 5
			Advances for Capital Works from—			
5,00,000 0 0	5,00,000 0 0	Municipal Fire and Accident Insurance Fund.	8,915 0 0	4,91,085 0 0	5,00,000 0 0
3,00,000 0 0	3,00,000 0 0	Fines Fund	5,349 0 0	2,94,651 0 0	3,00,000 0 0
12,92,520 11 0	12,92,520 11 0	Plant and Machinery Depreciation Fund.	21,918 1 0	12,70,602 10 0	12,92,520 11 0
7,74,499 0 0	3,00,000 0 0	10,74,499 0 0	Renewal of Road Surfaces Fund	13,487 9 0	10,61,011 7 0	10,74,499 0 0
....	9,00,000 0 0	9,00,000 0 0	Net Premia Fund	4,00,000 0 0	5,00,000 0 0	9,00,000 0 0
30,02,763 10 9	14,38,093 1 1	44,40,856 11 10	Total ..	6,48,912 11 9	37,91,944 0 1	44,40,856 11 10

107

M. R. TAMBE,
Chief Accountant.

I. H. TAUNTON,
Municipal Commissioner.

Appendix No. 14-B.

Statement of Deposit Accounts for 1934-35.

Dr.			Cr.																	
Debits during 1934-35.			Closing Balance on 31st March 1935.			Total			Name of Account			Opening Balance on 1st April 1934.			Credits during 1934-35.			Total		
Rs.	s.	p.	Rs.	s.	p.	Rs.	s.	p.		Rs.	s.	p.	Rs.	s.	p.	Rs.	s.	p.		
70,695	4	6	70,695	4	6	(a) Cash Deposits from contractors	70,695	4	6	70,695	4	6		
81,879	0	0	81,879	0	0	(aa) Cash Deposits from Tenderers	81,879	0	0	81,879	0	0		
									(b) Cash Deposits from private parties received through Departmental Officers.—											
32,840	11	9	32,840	11	9	1. City Engineer	32,840	11	9	32,840	11	9		
3,728	0	0	3,728	0	0	(c) Other Cash Deposits	3,728	0	0	3,728	0	0		
76	9	0	76	9	0	(d) Income-tax on behalf of Government through Chief Accountant on Municipal Establishment.	76	9	0	76	9	0		
63,400	0	0	63,400	0	0	(e) Paper Deposits from Tenderers (kept in office) ..	63,400	0	0	63,400	0	0		
366	0	0	366	0	0	(g) Court Attachments	366	0	0	366	0	0		
8,150	8	0	8,150	8	0	(k) (Government of Bombay) Land conveyance Licenses, through Chief Accountant on Account of License fees, Badges, etc.	8,150	8	0	8,150	8	0		
500	0	0	500	0	0	(l) Contractors securities held under objection ..	500	0	0	500	0	0		
10,38,000	0	0	10,38,000	0	0	(m) Paper Deposits kept in Office	10,38,000	0	0	10,38,000	0	0		
96,800	0	0	96,800	0	0	(n) Paper Deposit from Lessees (Impts.)	96,800	0	0	96,800	0	0		
13,72,813	1	3	13,72,813	1	3	(o) Deposits in respect of Improvement Schemes ..	13,72,813	1	3	13,72,813	1	3		
27,69,249	2	6	27,69,249	2	6	Carried forward	27,69,249	2	6	27,69,249	2	6		

Appendix No. 14-B.—continued.

Statement of Deposit Accounts for 1934-35.

Dr.

Cr.

Debits during 1934-35.	Closing Balance on 31st March 1935.	Total.	Name of Account.	Opening Balance on 1st April 1934.	Credits during 1934-35.	Total.
Rs. a. p.	Rs. a. p.	Rs. a. p.		Rs. a. p.	Rs. a. p.	Rs. a. p.
27,69,249 2 6	27,69,249 2 6	Brought forward ..	27,69,249 2 6	27,69,249 2 6
73,504 4 1	67,180 8 3	1,40,684 12 4	A Cash Deposits from contractors.—	1,40,684 12 4	1,40,684 12 4
			(1) From contractors		
3,86,816 1 6	1,93,727 11 0	5,80,543 12 6	(2) „ Tenderers	5,80,543 12 6	5,80,543 12 6
28,800 0 0	28,800 0 0	(3) „ candidates for election, etc.	28,800 0 0	28,800 0 0
4,89,120 5 7	2,60,908 3 3	7,50,028 8 10	Total	7,50,028 8 10	7,50,028 8 10
			B Cash Deposits from private parties received through Departmental Officers.—			
1,82,868 5 10	3,16,988 14 10	4,99,857 4 8	1. City Engineer	2,41,789 10 7	2,58,067 10 1	4,99,857 4 8
62,968 5 9	42,217 6 6	1,05,185 12 3	2. Hydraulic Engineer	38,743 13 0	66,441 15 3	1,05,185 12 3
15,20,924 0 2	3,70,954 3 9	18,91,878 3 11	3. Assessor and Collector	2,11,608 7 0	16,80,269 12 11	18,91,878 3 11
4,703 6 0	3,842 11 7	8,546 1 7	4. Executive Health Officer	2,863 15 7	5,682 2 0	8,546 1 7
			5. Estate Agent and Land Manager—			
			I. Improvement Schemes	4,63,060 0 4	4,63,060 0 4
1,26,049 6 8	3,97,010 9 8	4,63,060 0 4	II. Municipal Properties	3,22,019 0 11	3,22,019 0 11
1,47,681 11 2	1,74,337 5 9	3,22,019 0 11	6. Other Officers.. .. .	15,744 4 4	66,150 13 4	81,895 1 8
60,083 4 2	21,811 13 6	81,895 1 8	Total ..	5,10,750 2 6	28,61,691 6 10	33,72,441 9 4
21,05,278 7 9	12,67,163 1 7	33,72,441 9 4	Carried forward Rs. ..	82,79,999 5 0	36,11,719 15 8	68,91,719 4 8
53,63,647 15 10	15,28,071 4 10	68,91,719 4 8				

Appendix No. 14-B—concluded.

Dr.

Statement of Deposit Accounts for 1934-35.

Cr.

Debits during 1934-35.	Closing Balance on 31st March 1935.	Total.	Name of Account.	Opening Balance on 1st April 1934.	Credits during 1934-35.	Total.
Rs. a. p.	Rs. a. p.	Rs. a. p.		Rs. a. p.	Rs. a. p.	Rs. a. p.
53,63,647 15 10	15,28,071 4 10	68,91,719 4 8	Brought forward ..	32,79,999 5 0	36,11,719 15 8	68,91,719 4 8
8,99,836 5 5	1,26,419 10 2	10,26,255 15 7	C—Other cash deposits ..	3,02,022 8 3	7,24,233 7 4	10,26,255 15 7
6,06,394 12 5	7,03,515 0 10	13,09,909 13 3	D—Cash deposits from Lessees	13,09,909 13 3	13,09,909 13 3
			E—Paper deposits (Kept in Office)—			
6,01,400 0 0	33,32,400 0 0	39,33,800 0 0	(1) From contractors, etc.	39,33,800 0 0	39,33,800 0 0
1,62,100 0 0	60,100 0 0	2,22,200 0 0	(2) From Tenderers	2,22,200 0 0	2,22,200 0 0
200 0 0	200 0 0	(3) From candidates for election	200 0 0	200 0 0
12,300 0 0	12,300 0 0	(4) Securities held under objection	12,300 0 0	12,300 0 0
7,76,000 0 0	33,92,500 0 0	41,68,500 0 0	Total	41,68,500 0 0	41,68,500 0 0
2,03,100 0 0	2,56,440 0 0	4,59,540 0 0	F—Paper Deposits from Municipal employees and contractors lodged with the Imperial Bank of India.	3,29,240 0 0	1,30,300 0 0	4,59,540 0 0
1,42,500 0 0	2,54,700 0 0	3,97,200 0 0	G—Paper deposits from lessees, &c., lodged with the Imperial Bank of India.	3,97,200 0 0	3,97,200 0 0
79,91,479 1 8	62,61,645 15 10	1,42,53,125 1 6	Total ..	39,11,261 13 3	1,03,41,863 4 3	1,42,53,125 1 6

110

M. R. TAMBE,
Chief Accountant.

I. H. TAUNTON,
Municipal Commissioner.

Appendix No. 14-C.

Statement of Reserve Stock for 1934-35.

Dr.

Cr.

Opening balance on 1st April 1934.	Debits during 1934-35.	Total	Name of Account.	Credits during 1934-35.	Closing balance on 31st March 1935.	Total
Rs. a. p.	Rs. a. p.	Rs. a. p.		Rs. a. p.	Rs. a. p.	Rs. a. p.
2,27,628 2 10	4,55,188 11 2	6,82,816 14 0	General Stores Department	4,75,893 9 4	2,06,923 4 8	6,82,816 14 0
2,28,243 14 3	1,34,848 14 0	3,63,092 12 3	Capital Stores	1,79,354 3 0	1,83,738 9 3	3,63,092 12 3
85,796 12 5	580 5 0	86,377 1 5	Line Suspense Account	285 0 6	86,092 1 5	86,377 1 5
43,512 14 4	43,512 14 4	Line Suspense Account—Surplus and Obsolete Stores.	43,512 14 4	43,512 14 4
.....	50,417 0 11	50,417 0 11	Do do do do (General.)	2,250 13 0	48,166 3 11	50,417 0 11
2,535 13 2	1,671 1 1	4,206 14 3	Water Works	1,802 13 9	2,404 0 6	4,206 14 3
22,306 1 9	22,306 1 9	City Engineer's Department (Works Engineer)	286 10 11	22,019 6 10	22,306 1 9
6,10,023 10 9	6,42,706 0 2	12,52,729 10 11	Total	6,58,873 2 0	5,92,856 8 11	12,52,729 10 11

111

M. R. TAMBE,
Chief Accountant.

I. H. TAUNTON,
Municipal Commissioner.

APPENDIX No. 14-D.

Statement showing 'Interest accrued but not paid' in respect of the following Municipal Loans credited to suspense account pending adjustment in their respective years of repayment, outstanding on 31st March 1935.

Year of adjustment.	Particulars of Loans	Amount of Interest accrued but not paid outstanding.		Date of Maturity of the Loan.
		Rs.	a. p.	
1923-24	Rs. 23½ Lakhs Loan..	23,250	0 0	1-7-1935
"	" 15½ " " ..	14,500	0 0	1-7-1936
"	" 13½ " " ..	22,500	0 0	1-6-1938
"	" 25 " " ..	41,666	10 8	1-11-1939
"	" 19½ " " ..	25,666	10 8	1-6-1940
"	" 55 " " ..	73,333	5 4	1-6-1942
1922-23	" 147 " " Portion Rs. 22,08,500	55,212	8 0	1-1-1943
1923-24	" 24½ " " ..	33,000	0 0	1-6-1943
"	" 43 " " ..	71,666	10 8	1-5-1945
1922-23	" 147 " " Portion Rs. 17,00,000	42,500	0 0	1-1-1946
1923-24	" 2nd 24½ " " ..	16,500	0 0	1-8-1946
1922-23	" 147 " " Portion Rs. 10,00,000	25,000	0 0	1-1-1948
1923-24	" 15 " " ..	25,000	0 0	1-5-1948
"	" 30 " " (Overbridges)	50,000	0 0	1-5-1949
"	" 50 " " ..	1,48,112	1 4	1-11-1950
1925-26	" 30 " " (Mis. Works)	30,000	0 0	1-1-1951
1923-24	" 75 " " Out of 1½ Crores Loan	2,22,168	2 0	1-11-1951
1922-23	" 147 " Loan—Portion Rs. 43,00,000	1,07,500	0 0	1-11-1936
1923-24	" 70 " Loan—Portion Rs. 49,40,000	65,866	10 8	1-1-1953
1924-25	" 160 " " ..	3,20,000	0 0	1-6-1954
1923-24	" 20 " " ..	33,333	5 4	1-12-1954
1927-28	" 25 " " ..	31,250	0 0	1-5-1955
1929-30	" 37 " " ..	21,846	0 0	1-1-1958
"	" 31-43 " " ..	21,784	0 0	1-8-1959
"	" 28 " " ..	7,046	0 0	1-8-1949
1923-24	" 70 " " Portion Rs. 20,60,000	27,466	10 8	1-8-1959
1925-26	" 10 " " ..	12,500	0 0	1-6-1974
1932-33	" 40 " " ..	80,000	0 0	1-7-1980
				1-9-1960
				or after 1-9-1950
	Total Rs.	16,48,668	11 4	

M. R. TAMBE,
Chief Accountant.

I. H. TAUNTON,
Municipal Commissioner.

Statement showing the amounts of the Receipts and Expenditure respectively credited at the credit of the Fund at the close of the

	Details.	Total.
	Rs. a. p.	Rs. a. p.
Balance on 1st April 1934.		24,09,367 9 1
Receipts—A. Revenue Account		
1. General Tax, Indirect Taxation and Mis. Revenue.	A General Tax 1,33,68,984 6 1 B. Town Duties 13,87,976 9 8 C. Cotton Import Duty 757 13 7 D. Licenses—Land Conveyance, Music—etc., Licenses 3,004 6 0 E. Liquor Licenses 1,43,750 0 0 F. Tobacco Duty 3,65,150 0 1 G. Interest and Profit on Investments of Surplus Loan and other balances 2,12,961 7 2 H. Miscellaneous 1,89,340 13 4	1,56,71,925 7 11
2. Water Works—Water Tax and other Mis. Water Works Revenue..		63,48,112 14 1
3. Education—Primary		7,49,875 0 0
4. Education—Secondary		59 7 0
5. Public Health Department		74,546 7 7
6. Medical Relief and Education		1,12,503 13 11
7. Street Cleansing and Conservancy, Road Watering and Halalkhore Service—		
A. Halalkhore Tax	31,48,554 8 6	
B. Miscellaneous	1,20,609 12 8	
8. Roads, Drains and Sewers—		32,69,164 5 2
A. Wheel Tax and Government Contribution in lieu of Tolls	11,46,683 4 4	
B. Ground Rent	1,39,828 11 7	
C. Miscellaneous	1,18,326 11 11	
D. Interest realized on Donations	1,799 2 6	
9. Mechanical		14,06,637 14 4
10. Buildings, Land Acquisition and Management—		35,783 5 7
A. Sale Proceeds of Surplus Land	6,68,043 15 7	
B. Rent of Building	2,12,398 13 2	
C. Ground Rent	1,00,017 15 7	
D. Miscellaneous	1,59,392 0 11	
11. Fire Brigade—		11,39,852 13 3
A. Fire Tax	5,58,890 14 2	
B. Miscellaneous	13,951 4 0	
12. Licensing and Removal of Encroachments on Public Streets—		5,72,842 2 2
A. Licenses for Dangerous and Offensive Trades	1,75,145 4 3	
B. Removal of Encroachments on Public Streets	1,24,835 13 0	
C. Miscellaneous	58,749 3 7	
13. Gardens and Open Spaces		3,58,730 4 10
14. Markets and Slaughter Houses		51,603 0 6
15. Contribution from Capital Funds to Revenue on account of Loan Works Staff		11,43,722 8 3
16. Extraordinary Receipts		21,258 1 0
		9,76,489 1 6
Total Revenue Receipts		3,19,33,106 11 1

and debited to the Municipal Fund during the year 1934-35 and the balance year 1934-35 (i.e., 31st March 1935).

		Details.	Total.	REMARKS.
		Rs. a. p.	Rs. a. p.	
I. General Sa- pervision of Collection of Revenue, etc.	Expenditure A.—Revenue Account—			
		A. General Superintendence	3,12,068 11 2	
		B. Collection of Revenue	4,53,999 1 4	
		C. Upkeep of Municipal Head Office	23,699 10 11	
		D. General Stores	62,330 1 5	
		E. Miscellaneous Charges	55,451 4 2	
		F. Election Expenses	89,352 5 4	
	Debt Charges	35,353 10 10	10,32,254 13 2	
II.	Water Works	10,90,786 11 1		
	Do. New Works	813 7 0		
	Do. Debt Charges	55,37,026 5 0	66,28,626 7 1	
III.	Education—Primary	31,54,141 4 6		
	Do. Debt Charges	1,50,363 1 0	33,04,504 5 6	
IV.	Education—Secondary		48,855 4 10	
V. Public Health Department.	A. General Supervision	5,01,386 14 11		
	B. Epidemics	14,305 1 7		
	C. Vaccination	53,950 7 11		
	D. Malaria	1,59,022 9 5		
	E. Miscellaneous	86,994 14 1		
	New Works	2,451 2 0		
	Debt Charges	83,972 8 8	9,02,083 10 7	
VI. Medical Relief and Education.	A. Hospitals and Dispensaries—			
		(a) Infectious Diseases Hospitals	1,47,597 2 11	
		(b) Maternity Homes	82,201 12 4	
		(c) Dispensaries for Outpatients	64,625 15 1	
		B. Medical and Nursing Assistance, to poor in their homes	13,894 10 9	
		C. Statutory Contribution to Government Medical Institutions	4,14,500 0 0	
		D. Grants-in-aid to Public Medical Institutions, &c.	1,36,060 7 3	
		E. Anti-Tuberculosis League Dispensary	52,944 3 9	
		F. Dispensary for Combating Venereal Diseases	23,425 10 1	
		G. King Edward Memorial Hospital	4,83,595 1 3	
	H. Gordhandas Sunderdas Medical College	2,27,454 5 1		
	New Works	2,625 2 10		
	Debt Charges	4,21,258 4 0	20,69,042 11 4	
VII. Street Cleansing and Conservancy, Road Watering and Halal- khore Service.	A. Street Cleansing and Conservancy		17,59,393 12 10	
		B. Transport of Refuse, &c., to Deonar	1,07,703 7 9	
		C. Road Watering	27,156 5 9	
		D. Halalkhore Service	3,60,782 13 2	
		New Works	39,762 12 5	
	Debt Charges	4,88,832 11 0	28,73,031 14 11	
VIII. Roads Drains and Sewers	A. General		1,39,201 10 6	
		B. Maintenance of Roads	8,91,863 8 2	
		C. Public Lighting	9,91,529 12 10	
		D. Cleansing of Drains and Sewers and Street connections	2,89,147 0 7	
		New Works	53,938 8 9	
	Debt Charges	34,89,044 14 3	58,54,725 7 1	
IX. Mechanical	A. Mechanical Engineer's Office Staff		74,895 8 7	
		B. Pumping and Compressor Stations and Flood Gates	3,84,476 6 4	
		C. Supervision of Factories, Workshops and work places	11,719 15 0	
		D. Transport	3,79,373 13 7	
		E. Refrigerator	18,500 2 9	
		New Works	18,601 6 0	
		Debt Charges	1,65,702 15 0	10,53,270 3 3
X. Build- ings, Land Acquisition and Mana- gement.	A. City Engineer's Central Office Establishment		1,16,496 5 5	
		B. Inspection and Supervision of Private Buildings	2,22,721 5 5	
		C. Architectural	62,282 7 3	
		D. Land Acquisition and Management	72,083 1 5	
		E. Proportionate charge on account of Improvement Schemes	5,709 4 9	
		supervision	1,162 0 0	
	New Works	17,54,123 15 0		
	Debt Charges	5,709 4 9		
	Proportionate share of cost of Establishment and Supervision Chargeable to Improvement Schemes	Cr. 5,242 4 0	22,20,336 3 3	
XI. Fire Brigade		2,94,109 12 0	
	Do. New Works	292 10 8		
	Do. Debt Charges	39,899 11 6	3,34,302 2 2	
XII. Licensing and removal of Encroachments on Public Streets		1,09,493 0 1	
	New Works	10 0 0	1,09,503 0 1	
XIII. Gardens and Open Spaces		1,45,367 1 10	
	Do. New Works	381 1 0		
	Do. Debt Charges	2,38,654 14 0	3,84,403 0 10	
XIV. Markets and Slaughter Houses		2,63,174 3 4	
	Do. New Works	14,535 14 3		
	Do. Debt Charges	1,90,699 11 9	4,68,319 12 7	
XV. Contribution to the City Improvement Trust			33,39,679 8 6	
XVI. Provident Fund, Pensions, Gratuities and Compassionate Allow- ance			9,85,620 13 0	
Total Revenue Expenditure			3,16,19,059 6 2	

	Details.		Total.	
	Rs.	a. p.	Rs.	a. p.
RECEIPTS.—B—CAPITAL ACCOUNT—				
Loan Funds—				
Debt—Principal—				
Advance from Renewal of Road Surface Fund	3,00,000	0 0		
Advance from Net Premia Fund	5,00,000	0 0	8,00,000	0 0
Trust Fund—				
Interest, etc., on investments			1,177	4 1
Worn-out Water Main Renewal Fund—				
Interest on Investments	7,214	15 8		
Conversion of 4½ % Bonds into 3½ % Loan	5,811	8 0	13,026	7 8
Advances—				
Capital Stores Account			3,07,278	9 0
Total Capital Account Receipts			11,21,482	4 9
Receipts C.—Suspense Account.				
Inperial Bank of India and other Local Banks on account of Sundry Deposits			4,81,36,797	3 2
Loan Redemption Fund			34,40,016	14 0
Sinking and Special Funds Accounts			77,35,425	7 8
Provident Fund—Recoveries			17,87,620	5 0
Fines Fund Do.			22,582	15 0
Gardens Fund Do.			7,925	8 3
Workshops Recoveries			46,569	13 8
Reserve Stores Account			4,85,003	5 0
Purchase Stores Account			4,35,776	14 7
Do. of Petrol			1,17,892	11 0
Do. of Coal			16,937	13 0
Departmental Works			5,58,346	8 0
Private Works			1,67,709	11 9
Sinking Funds (Paper and Cash Account)			30,08,268	4 3
Special Funds (Do. Do.)			45,87,829	3 3
Loan Funds (Do. Do.)			47,34,305	13 2
			4,66,292	14 8
Deposit Account			1,03,41,863	4 3
Love Grove Crushers			67,332	5 0
Sewri Crushers			58,995	4 0
Mechanical Transport			81,140	3 0
Asphalt Plant			2,18,907	0 0
Municipal Contractors			13,816	15 8
„ Tenderers			0	14 0
Sundries—Miscellaneous Advances			1,77,666	7 3
Officers—				
(a) Dishonoured Cheques	4,15,834	4 5		
(b) Standing Advances for Contingent Expenses	210	0 0		
(c) Motor Cars and Motor Cycles to Officers	3,985	0 0		
(d) Cycle Advances to Subordinates	125	0 0	4,20,154	4 5
Advances—Special Funds				
Bombay Municipal Corporation Loans—Interest warrants payable account			6,48,912	11 9
Cash Bills outstanding Account			46,94,332	3 7
Cheques payable			4,75,714	14 11
Interest on B. I. Trust Loans Payable Account			7,37,86,472	14 10
Investment on account of conversion of 4 per cent. & 4½ per cent. Loan into 3½ per cent. Loan			14,97,978	2 8
City of Bombay Improvement Trust Interest Warrants Payable Account			1,07,368	12 0
Improvement Schemes Fund			46,843	12 0
(a) Sinking Fund			13,77,160	9 4
(b) Capital Fund			30,86,467	9 0
Improvement Schemes Fund Account—				
(a) Sinking Fund Account			17,19,227	7 11
Total.—Suspense Account Receipts			17,45,75,657	1 0

No. 15—continued

	Details.		Total.		REMARKS.
	Rs.	a. p.	Rs.	a. p.	
EXPENDITURE B.—CAPITAL ACCOUNT—					
Loan Funds—					
II. Water Works, ordinary	30,971	14 10			
VI. Medical Relief and Education	4,388	7 0			
VII. Street Cleansing, Conservancy, Road Watering and Halal-khore Service	7600	0 0			
VIII. Roads, Drains and Sewers	3,57,571	7 1			
IX. Mechanical	1,08,765	8 4			
X. Buildings, Land Acquisition and Management	47,203	14 11			
XIII. Gardens and Open Spaces	Cr. 1,901	1 5			
			5,54,600	2 0	
Worn-out Water Mains Renewal Fund—					
Expenditure on Works	187	13 1			
Conversion of 4½ % Bonds into 3½ per cent Loan	5,666	8 0			
			5,854	5 1	
Advances—					
Capital Stores			2,49,633	1 0	
Total Capital Account Expenditure .. .			8,10,087	8 10	
Expenditure C.—Suspense Account.					
Imperial Bank of India and other Local Banks on account of Sundry Deposits			4,98,45,286	9 6	
Sinking and Special Funds Accounts			52,30,067	8 5	
Interest accrued but not paid			8,500	0 0	
Provident Fund Recoveries			17,87,620	5 0	
Fines Fund .. Do.			22,582	15 0	
Gardens Fund .. Do.			7,925	8 3	
Workshops			46,569	13 8	
Reserve Stores Account			5,16,618	9 2	
Purchase Stores Account			3,99,871	10 2	
Purchase of Petrol			1,17,785	13 0	
Purchase of Coal			14,097	2 2	
Departmental Works			5,30,459	10 8	
Private Works			1,65,280	7 4	
Sinking Funds			42,60,444	12 0	
Special Funds			45,53,002	8 0	
Surplus Funds			45,13,082	14 0	
Loan Funds			4,12,870	0 0	
Debt—Principal—Repayment of Loans			34,28,925	14 0	
Deposit Account			79,91,479	1 8	
Love Grove Crushers			60,570	12 10	
Sewri Crushers			61,875	9 8	
Mechanical Transport			81,109	11 0	
Asphalt Plant			1,46,698	15 5	
Municipal Contractors			7,908	0 8	
„ Tenderers			0	14 0	
Sundries—Miscellaneous Advances			2,15,758	1 10	
Officers—					
(a) Dishonoured Cheques	4,15,834	4 5			
(b) Standing Advances for Contingent Expenses	6,200	0 0			
(c) Motor Cars and Motor Cycles to Officers	10,000	0 0			
(d) Cycle Advances to Subordinates					
			4,32,034	4 5	
Advances—Special Funds			14,38,093	1 1	
Bombay Municipal Corporation Loans—Interest warrants payable account			46,87,771	3 5	
Cash Bills Outstanding Account			4,75,021	6 2	
Cheques payable			7,30,88,400	0 8	
City of Bombay Improvement Trust Interest Warrants Payable Account			53,204	12 4	
Investment on account of conversion of 4 per cent. and 4½ per cent. Loan into 3½ per cent. Loan			1,07,368	12 0	
Improvement Schemes Fund—					
(a) Sinking Fund			20,93,914	3 9	
(b) Capital Fund			24,99,951	0 0	
Interest on Bombay Improvement Trust Loans Payable Account			14,35,326	3 0	
Improvement Schemes Fund Account—					
(a) Sinking Fund			1,02,473	13 6	
Total—Suspense Account Expenditure .. .			17,26,45,957	15 9	

Appendix

	Details.		Total.	
	Rs.	a. p.	Rs.	a. p.
RECEIPTS—D.—IMPROVEMENT SCHEMES ACCOUNT—				
General Account—				
I. Rent and other proceeds of properties		50,88,646	2 0
II. Contribution towards Improvement Schemes from the Municipal Corporation		33,39,679	8 6
III. Receipts on account of Tobacco Duty		10,95,449	15 11
IV. Interest and Profits on Investments		3,25,834	3 0
VI. Miscellaneous		1,228	0 11
VII. Appropriation from Capital Account to meet deficit in General Account		13,85,610	1 6
Total Rs. ..			1,12,36,447	15 10
Capital Account—				
II. Sale proceeds of Land and Buildings..		9,17,608	12 4
VI. Revenue Surplus		13,85,610	1 6
Total Rs. ..			4,68,001	5 2
Total General and Capital Accounts ..			1,07,68,446	10 8

SUMMARY.

Receipts.			Disbursements.	
Rs.	a. p.		Rs.	a. p.
24,09,367	9 1	Balance on 1st April 1934—		
3,19,33,106	11 1	A—Revenue Account	3,16,19,059	6 2
17,21,482	4 9	B—Capital	8,10,087	8 10
17,45,75,657	1 0	C—Suspence	17,26,45,957	15 9
1,07,68,446	10 8	D—Improvement Schemes Account	1,13,66,054	3 8
21,83,98,692	11 6	Total ..	21,64,41,159	2 5
		* Balance on 30th March 1935	43,66,901	2 2
22,08,08,060	4 7	Total ..	22,08,08,060	4 7

M. R. TAMBE,
Chief Accountant.

No. 15—concluded.

	Details.	Tot.†.	REMARKS.
	Ra. a. p.	Ra. a. p.	
EXPENDITURE—D.—IMPROVEMENT SCHEMES ACCOUNT—			
General Account—			
A.—Maintenance of Properties and Streets		13,80,761 15 8	
B.—Cost of Management and Establishment	5,83,653 8 1		
D.—Proportionate charge on account of Municipal Supervision	71,771 3 8		
Deduct—	6,55,424 11 9		
Proportionate share of Management and Establishment chargeable to General Account	Rs. 6,08,359 1 9		
" " " to Capital Account "	47,065 10 0	6,55,424 11 9	
		
C.—Debt Charges	98,55,686 0 2	
Total Rs. ..		1,12,36,447 15 10	
Capital Account—			
Improvement and Street Schemes, etc.	1,78,844 9 7	
Miscellaneous	Cr. 49,238 5 9	
Total Rs. ..		1,29,606 3 10	
Total General and Capital Expenditure ..		1,13,66,054 3 8	

	Ra. a. p.
Bank's reconciliation :—	
* Balance as per Bank's Pass Book	8,78,100 12 9
Add—	
Revenue sent to the Bank on 29th March 1934 but acknowledged on 1st April 1935	1,46,813 13 6
	10,24,974 10 3
Less—	
Uncashed Cheques	51,100 7 1
Balance in Bank as per Day Book (Column No. 10)	9,73,814 3 2
" " Office in Government Promissory Notes, etc.	Rs. 33,92,500-0-0
Balance in Office in Cash	586-15-0
	33,93,086 15 0
	43,66,901 2 2

I. H. TAUNTON,
Municipal Commissioner.

Appendix No. 16.

Comparison of Face, Purchase and Market Values at 31st March 1935 of the different Securities held in the following Special Funds.

Names of Fund.	Particulars of Securities.	Face value.	Purchase rate.	Actual cost	Market	Value at Market
		Rs.	per cent.	at Purchase rate.	rates per cent.	rates.
		Rs.	Rs. a. p.	Rs. a. p.	Rs. a. p.	Rs. a. p.
Municipal Fire and Accident Insurance Fund.	3½ per cent. Government Promissory Notes ...	9,100	60 0 0	5,460 0 0	90 11 0	8,706 0 0
	Do. do. ...	500	64 15 0	324 11 0		
	3½ per cent. Loan 1947-50	3,500	96 0 0	3,360 0 0	101 8 0	41,919 8 0
	Do. do. ...	37,800	98 8 0	37,233 0 0		
	4 per cent. Bombay Improvement Trust Debentures ...	42,200	Par.	42,200 0 0	101 8 0	84,143 8 0
	Do. do. ...	10,000	89 0 0	8,900 0 0		
	Do. do. ...	7,200	88 0 0	6,336 0 0		
	Do. do. ...	23,500	84 8 0	19,857 8 0		
	4 per cent. Loan 1960-70	49,500	94 4 0	46,653 12 0	104 4 0	2,03,913 0 0
	Do. do. ...	89,500	92 8 0	82,787 8 0		
	Do. do. ...	56,600	88 0 0	49,808 0 0		
6* per cent. Bombay Improvement Trust Debentures ...	4,100	Par.	4,100 0 0	101 8 0	4,161 8 0	
Total Rs. ...	3,33,500		3,07,020 7 0		3,42,843 8 0	
Worn-out Water Mains Renewal Fund.	3½ per cent. Government Promissory Notes ...	47,400	60 0 0	28,440 0 0	90 11 0	42,985 14 0
	3½ per cent. Loan 1947-50	3,000	96 0 0	2,880 0 0	101 8 0	9,033 8 0
	Do. do. ...	5,900	98 8 0	5,811 8 0		
	4 per cent. Bombay Improvement Trust Debentures ...	1,700	Par.	1,700 0 0	101 8 0	1,725 8 0
	4 per cent. Loan 1960-70	15,900	94 4 0	14,985 12 0	104 4 0	1,41,154 8 0
	Do. do. ...	1,10,500	92 8 0	1,02,212 8 0		
Do. do. ...	9,000	88 0 0	7,920 0 0			
Total Rs. ...	1,93,400		1,63,949 12 0		1,94,899 6 0	
Net Premia Fund	3 per cent. Government Promissory Notes ...	900	48 0 0	432 0 0	77 12 0	699 12 0
	3½ Do. do. ...	46,000	60 0 0	27,600 0 0	90 11 0	42,623 2 0
	Do. do. ...	1,000	62 10 0	626 4 0		
	4 per cent. Bombay Improvement Trust Debentures ...	200	Par.	200 0 0	101 8 0	203 0 0
	4 per cent. Loan 1960-70	17,800	Par.	17,800 0 0	104 4 0	17,80,381 8 0
	Do. do. ...	9,08,700	88 0 0	7,99,656 0 0		
	Do. do. ...	10,800	92 8 0	9,990 0 0		
	Do. do. ...	31,800	88 6 0	28,103 4 0		
	Do. do. ...	7,38,700	87 10 0	6,47,285 14 0		
	5 per cent. Ten Year Bonds 1935	16,500	96 0 0	15,840 0 0	100 12 0	16,623 12 0
	3½ per cent. Loan 1947-50	2,88,900	98 8 0	2,84,566 8 0	101 8 0	10,09,823 8 0
Do. do. ...	7,06,000	96 0 0	6,77,760 0 0			
Total Rs. ...	27,67,300		25,09,859 14 0		28,50,354 10 0	
Provident Fund	3½ per cent. Government Promissory Notes ...	13,71,100	60 0 0	8,22,660 0 0	90 11 0	15,12,032 11 0
	Do. do. ...	10,000	68 11 0	6,868 12 0		
	Do. do. ...	1,57,000	75 10 0	1,18,731 4 0		
	Do. do. ...	1,29,200	75 14 6	98,070 14 0	104 4 0	37,70,514 0 0
	4 per cent. Loan 1960-70	1,23,300	94 4 0	1,16,210 4 0		
	Do. do. ...	17,34,200	92 8 0	16,04,135 0 0		
	Do. do. ...	47,500	88 6 0	41,978 2 0		
	Do. do. ...	9,27,700	87 10 0	8,12,897 2 0		
	Do. do. ...	7,84,100	88 0 0	6,90,008 0 0		
	3½ per cent. Loan 1947-50	13,60,300	98 8 0	13,39,895 8 0	101 8 0	16,22,579 0 0
	Do. do. ...	2,38,300	96 0 0	2,28,768 0 0		
	5 per cent. Loan 1940-43	8,97,600	98 0 0	8,79,648 0 0	108 14 0	9,77,262 0 0
	5 per cent. Ten Year Bonds 1935	2,31,000	96 0 0	2,12,160 0 0	100 12 0	9,90,876 4 0
	Do. do. ...	7,62,500	101 0 0	7,70,125 0 0		
	6 per cent. Municipal Debentures ...	8,64,500	99 3 9	8,57,881 2 9	123 8 0	10,67,657 8 0
	6* per cent. Bombay Improvement Trust Debentures	1,91,000	Different rates.	1,92,531 4 0	101 8 0	4,34,217 0 0
	Do. do. ...	2,36,800	Par.	2,36,800 0 0		
5 Do. do. ...	6,18,500	Different rates.	5,65,335 0 0	111 8 0	6,89,627 8 0	
Do. do. ...	1,81,300	Do.	1,40,693 0 0			
4 Do. do. ...	25,000	84 4 0	21,062 8 0	101 8 0	2,13,759 0 0	
Do. do. ...	4,300	Par.	4,300 0 0			
Total Rs. ...	1,08,85,200		97,60,758 12 9		1,12,78,524 15 0	
Carried over Rs. ...	1,41,79,400		1,27,41,588 12 9		1,46,66,522 7 0	

*The rate of interest on 6 per cent. Bombay Improvement Trust Debentures 1935-80 has been reduced from 6 per cent. to 4½ per cent. from 1935-36.

Appendix No. 16—contd.

Comparison of Face, Purchase and Market Values at 31st March 1935 of the different Securities held in the following Special Funds.

Name of Fund.	Particulars of Securities.	Face value.	Purchase rate. per cent.	Actual cost at Purchase rate.	Market rates per cent.	Value at Market rates.
		Rs.	Rs. a. p.	Rs. a. p.	Rs. a. p.	Rs. a. p.
	Brought forward Rs. ..	1,41,79,400		1,27,41,588 18 9		1,46,60,622 7 0
Fines Fund	3½ per cent. Government Pro- missory Notes	15,700	60 0 0	9,420 0 0	90 11 0	14,872 12 0
	Do. do.	500	64 15 0	324 11 0		
	Do. do.	200	81 11 0	163 6 0	104 4 0	29,190 0 0
	4 per cent. Loan 1960-70 ...	17,200	94 4 0	16,211 0 0		
	Do. do.	10,800	88 0 0	9,504 0 0	101 8 0	94,090 8 0
	3½ per cent. Loan 1947-50 ...	75,200	98 8 0	74,072 0 0		
	Do. do.	17,500	96 0 0	16,800 0 0	111 4 0	1,891 4 0
	4½ per cent. Loan 1955-60 ...	1,700	82 6 0	1,400 6 0		
	4 per cent. Bombay Port Trust Debentures	8,000	70 0 0	2,100 0 0	102 0 0	3,060 0 0
	4 per cent. Bombay Improve- ment Trust Debentures ...	66,900	Par.	66,900 0 0	101 8 0	70,186 8 0
	Do. do.	2,200	84 4 0	1,853 8 0		
	Total Rs. ...	2,10,900		1,98,748 15 0		2,18,241 0 0
Plant and Machinery Depreciation Fund.	3½ per cent. Loan 1947-50 ...	7,600	96 0 0	7,296 0 0	101 8 0	14,920 8 0
	Do. do.	7,100	98 8 0	6,993 8 0		
	4 per cent. Loan 1960-70 ...	47,400	92 8 0	43,845 0 0	104 4 0	1,15,092 0 0
	Do. do.	63,000	87 10 0	55,203 12 0		
	4 per cent. Bombay Improve- ment Trust Debentures ...	1,06,000	Par.	1,06,000 0 0	101 8 0	1,07,580 0 0
	Total Rs. ...	2,31,100		2,19,338 4 0		2,37,602 8 0
Renewal of Road Surfaces Fund.	3½ per cent. Loan 1947-50 ...	1,15,800	96 0 0	1,11,168 0 0	101 8 0	1,17,537 0 0
	4 per cent. Loan 1960-70 ...	1,61,500	92 8 0	1,49,387 8 0		
	Do. do.	70,100	87 10 0	61,425 2 0	104 4 0	3,31,619 4 0
	Do. do.	86,500	88 0 0	76,120 0 0		
	Total Rs. ...	4,33,900		3,98,100 10 0		4,49,156 4 0
Gardens Fund	3½ per cent. Loan 1947-50 ...	3,400	96 0 0	3,264 0 0	101 8 0	5,075 0 0
	Do. do.	1,600	98 8 0	1,576 0 0		
	4 per cent. Loan 1960-70 ...	800	Par.	800 0 0	104 4 0	22,622 4 0
	Do. do.	1,800	87 10 0	1,577 4 0		
	Do. do.	15,800	88 0 0	13,904 0 0	101 8 0	5,075 0 0
	Do. do.	900	94 4 0	848 4 0		
	Do. do.	2,400	92 8 0	2,220 0 0	101 8 0	5,075 0 0
	4 per cent. Bombay Improve- ment Trust Debentures ...	3,900	Par.	3,900 0 0		
	Do. do.	1,100	84 4 0	926 12 0		
	Total Rs. ...	81,700		29,016 4 0		32,772 4 0
Hospital Fund	3½ per cent. Government Pro- missory Notes	1,74,100	97 1 0	1,68,985 18 0	90 11 0	1,64,779 3 0
	Do. do.	7,800	98 7 6	7,483 10 0		
	3½ per cent. Loan 1947-50 ...	1,400	98 8 0	1,379 0 0	101 8 0	1,421 0 0
	4 per cent. Loan 1960-70 ...	1,800	92 8 0	1,665 0 0	104 4 0	1,876 8 0
	Total Rs. ...	1,84,900		1,79,513 7 0		1,68,076 11 0
	Grand Total Rs. ...	1,52,71,900		1,37,66,806 5 9		1,57,87,471 2 0

M. R. TAMBE,
Chief Accountant.

I. H. TAUNTON,
Municipal Commissioner

Appendix No. 16-A.

Comparison of Face, Purchase and Market Values at 31st March 1935 of the different Securities held in the Sinking Funds.

N.B.—Special attention is invited to para. 23 of the Chief Accountant's Report.

Particulars of Securities.	Face value.	Purchase rate per cent.	Book value.		Market rates per cent.	Value at Market rates. (Municipal and Improvement Trust Debentures being valued at par.)				
			Rs.	a. p.		Rs.	a. p.			
4 per cent. Municipal Debentures ..	1,34,17,100	Par.	1,34,17,100	0 0	} Par.	1,34,17,100	0 0			
4 " " " ..	55,900	84½	47,235	8 0		55,900	0 0			
4 " " " ..	21,500	84½	18,113	12 0		21,500	0 0			
5 " " " ..	50,37,000	Par.	50,37,000	0 0		50,37,000	0 0			
6 " " " ..	1,000	"	1,000	0 0		1,000	0 0			
6 " " " ..	78,000	99-3-9	77,402	13 0		78,000	0 0			
4 per cent. Bombay Improvement Trust Debentures.	21,41,200	84½	18,03,961	0 0		} Par.	26,80,800	0 0		
4 " " " ..	1,50,000	84½	1,26,750	0 0						
4 " " " ..	3,89,600	Par.	3,89,600	0 0						
4 per cent. Bombay Improvement Trust (coupon) Debentures.	3,76,600	84½	3,18,227	0 0		} Par.	5,00,000	0 0		
4 " " " ..	1,23,400	84½	1,03,964	8 0						
6 per cent. Bombay Improvement Trust Debentures.	1,57,800	Par.	1,57,800	0 0	Par.	1,57,800	0 0			
4 per cent. Loan 1960-70	1,79,200	"	1,79,200	0 0	} 104½	64,46,507	4 0			
4 " " " ..	30,42,300	75	22,81,725	0 0						
4 " " " ..	5,00,000	75-0-6	3,75,156	4 0						
4 " " " ..	19,43,200	88	17,10,016	0 0						
4 " " " ..	2,98,300	92½	2,75,927	8 0						
4 " " " ..	2,20,700	88½	1,95,043	10 0						
3½ per cent. Loan 1947-50	13,96,200	96	13,40,352	0 0				} 101½	27,92,874	0 0
3½ " " " ..	2,00,000	94½	1,89,625	0 0						
3½ " " " ..	6,50,000	94-13-6	6,16,484	6 0						
3½ " " " ..	5,05,400	98½	4,97,819	0 0						
4½ per cent. Loan 1955-60	5,00,000	79½	3,98,750	0 0	111½	5,56,250	0 0			
5 per cent. Loan 1940-43	3,52,200	98	3,45,156	0 0	} 108½	5,46,770	4 0			
5 " " " ..	1,50,000	106½	1,60,312	8 0						
4 per cent. Bombay Improvement Trust Sterling Debentures.	£ 25,000	£ 80 at ls. 6d.	2,66,666	10 8	Par. at ls. 6½d.	3,31,606	3 6			
Total Rs. ..	3,18,86,600		3,03,30,388	7 8		3,26,23,107	11			
£ ..	25,000									

M. R. TAMBE,
Chief Accountant.

I. H. TAUNTON,
Municipal Commissioner.

Appendix No. 16-B.

Statement showing the amount of and object for which the donations held under Public Monuments Maintenance Fund were received from different parties up to 31st March 1935.

Name of donor.	Object for which the donation is given.	Particulars of Securities.	Face value.	Rate per cent.	Book value.
			Rs.	Rs. a.	Rs. a.
Sir Mangaldas Nathoobhoy	Donation for the maintenance of Sir Mangaldas Nathoo- bhoy Clock at Mumbadevi.	3½ per cent. Government Paper, 1879 ..	500	Par	500 0
The Secretary, Tata Memorial	Donation for the maintenance of J. N. Tata Statue ..	8½ " " " 1900-01 ..	1,200	"	1,200 0
The Secretary, Ranade Memorial	Donation for the maintenance of Ranade Statue ..	4 per cent. Bombay Improvement Trust Loan due 1962. ..	1,000	"	1,200 0
Mr. P. J. Mistri	Donation for the maintenance of N. M. Petit Statue at Gowalia Tank Road.	3½ per cent. Government Paper, 1900-01 ..	200	"	200 0
Messrs. J. D. Framroz, R. B. Jeejeebhoy and P. O. Sethna.	Donation for the maintenance of Sir D. M. Petit Statue ..	3½ " " " 1900-01 ..	2,000	"	3,000 0
Mr. Cassumally Jairajbhoy Peerbhoy ..	Donation for the maintenance of Sir D. M. Petit Statue ..	3½ " " " 1879 ..	1,000	"	1,000 0
Mr. Cassumally Jairajbhoy Peerbhoy ..	Donation for the maintenance of a fountain at the junc- tion of Hornby Road and Palton Road.	4 " Loan 1960-70 ..	2,400	88 0	2,112 0
The Secretary, Montague Memorial Fund.	Donation for the maintenance of a fountain at the junc- tion of Marine Lines and Church Gate Street.	4 " Loan 1960-70 ..	5,500	92 8	5,087 8
Mr. Surajmal Hanmantrai	Donation for the maintenance of the Montague Statue at the junction of Marine Lines and Church Gate Street.	6 " Municipal Debentures 1950-60 ..	1,200	99 10	1,195 8
„ Chaturbhuj Jivandas	Donation for the maintenance of a public fountain at Princess Street.	4 " Loan 1960-70 ..	900	88 0	792 0
„ Jamnadas Dwarkadas	Donation for the maintenance of a fountain at the junc- tion of Colaba and Pilot Bunder Roads.	4 " " 1960-70 ..	2,800	92 8	2,405 0
Dr. K. E. Dadachanji	Donation for the maintenance of a fountain at the junc- tion of Frere Road and Carnac Bridge.	3½ " Government Paper ..	100	60 0	60 0
Mr. D. P. Kothare	Donation for the maintenance of a fountain at the junc- tion of old Purbhadevi and Cadell Road.	4 " Government Loan 1960-70 ..	400	88 0	352 0
„ K. D. Dhuru	Donation for the maintenance of a fountain at the junc- tion of old Purbhadevi and Cadell Road.	Do. do. ..	400	88 0	352 0
„ Gokuldas Karsondas Shroff	Donation for the maintenance of a water trough for watering Victoria horses and bullocks at the junction of Colaba and Pilot Bunder Roads.	Do. do. ..	400	88 0	352 0
„ Fattechand Revaldas	Donation for the maintenance of a fountain at the junc- tion of Frere Road and Carnac Bridge.	Do. do. ..	400	88 0	352 0
„ Hansraj Pragji	Donation for the maintenance of a fountain at Mint Road.	Do. do. ..	400	88 0	352 0
„ Hansraj Pragji	Donation for the maintenance of a fountain at the junc- tion of old Purbhadevi and Cadell Road.	Do. do. ..	400	88 0	352 0
„ Hansraj Pragji	Donation for the maintenance of a fountain at the junc- tion of old Purbhadevi and Cadell Road.	Do. do. ..	400	88 0	352 0
„ Hansraj Pragji	Donation for the maintenance of a fountain at Narayan Dhuru Street.	Do. do. ..	400	88 0	352 0
„ Hansraj Pragji	Donation for the maintenance of a fountain at Clerk Road.	Do. do. ..	400	88 0	352 0
		Carried forward ..	34,700		31,692 0

Appendix No. 16B—concluded.

Name of donor.	Object for which the donation is given.	Particulars of Securities.	Face	Rate	Book
			value.	per cent.	value.
		Brought forward ..	Rs. 34,700	Rs. a.	Rs. a. 31,692 0
Mr. F. P. Pavri	Donation for the maintenance of a drinking fountain at the junction of Cadell Road and Old Purbhadevi Road.	4 per cent. Loan 1960-70	600	88 0	528 0
The Secretary, Dr. Dadabhoy Naoroji Memorial Fund.	Donation for the maintenance of the Statue of Dr. Dadabhoy Naoroji.	4 " " "	1,400	88 0	1,232 0
Mr. Khimji Madon Bhujpuria	Donation for the upkeep of a water trough on site opposite the Jamshe Mill.	} 4 " " "	600	88 0	528 0
" L. R. Tairsee	Balance out of donation received from Mr. L. R. Tairsee for the construction of a cattle trough at the top end corner of Walkeshwar near "Tin Batti."				
" N. P. Wadia	Balance out of donation received for construction of three cattle troughs at Bhoiwada Road, Parel Tank Road and Sewree Cross Road.				
" F. B. Jeejeebhoy	Balance out of donation received for the construction of a public fountain and water trough at the junction of Suparibag Road and Govt. Gate Road.	" " " "	1,500	88 0	1,320 0
" Anantrao Vithoba Kowley	Balance out of donation received for the construction of a fountain and cattle trough at the junction of Bhawani Shanker Road and Gokhale Road.	3½ " Government Paper	1,500	64 15	974 1
" Ramdas Raghawji Govindji	Balance out of the donation received for the construction of a fountain and Cattle-trough at Cavel Street.	3½ " " "	1,700	60 0	1,020 0
" C. K. Kakade	Balance out of the donation received for the construction of a fountain at Bellasis Road.	4 " Loan 1960-70	200	88 0	176 0
Hon. Secretary, Lok. Tilak Memorial Committee.	Donation for the maintenance of the Statue of Lok. Tilak at Chowpatty Sands.	3½ " Government Paper	1,400	Par	1,400 0
		Total ..	44,800		39,926 1
Rao Bahadur Ellappa Balaram	Donation for the maintenance of a Charitable Dispensary at Kamathipura.	4 per cent. Bombay Improvement Trust Loan due 1966.	5,000	Par	} 19,500 0
		4 per cent. Bombay Improvement Trust Loan due 1972.	14,500	"	
Bai Lingoobai, widow of Rajanna Jalooji..	Do. do.	3½ per cent. Government Paper 1854-55 ..	10,700	"	10,700 0
Colaba Free Dispensary	Donation for the maintenance of Assets of the dispensary taken over by the Municipality on its taking over the dispensary.	4 per cent. Government Loan 1960-70 ..	1,200	87 0	1,051 8
Joint Honorary Secretaries and Treasurers, George V Anti-Tuberculosis League.	Donation for the maintenance of Assets transferred to the Municipality on its taking over the League.	3½ per cent. Government Paper 1900-01 ..	1,000	Par	} 21,000 0
		4 " Municipal Debentures due 1954 ..	20,000	"	
Mr. Shapurji Sorabji	Donation in connection with the house in Khetwadi given by him for being used as a Maternity Home.	3½ " Government Paper 1854-55 ..	5,000	"	} 10,000 0
		3½ " " " 1879 ..	5,000	"	
Messrs. Little & Co.	Amount representing balance out of the Amount set apart for the purchase of Bai Gowrabai Dispensary Building at Kamathipura.	4 " Loan 1960-70	2,900	88 0	2,552 0
Do.	Donation for meeting charges for repairs, etc., to Bai Gowrabai Dispensary at Kamathipura.	6 " Municipal Debentures 1950-60 ..	5,000	99 10	4,981 4
		Total ..	70,300		69,784 12
		Grand Total Rs. ..	1,15,100		1,09,710 13

M. R. TAMBE,
Chief Accountant.

I. H. TAUNTON,
Municipal Commissioner.

Appendix No. 16-C.

Statement showing the amounts of and object for which the endowments held under Endowments Fund were received from different parties upto 31st March 1935.

Name of donor.	Object for which the endowment is given.	Particulars of securities.	Face value.	Rate per cent.	Book value.
	<i>Scholarships.</i>		Rs.	Rs. a.	Rs. a.
The Bhawnagar Durbar	" Bhawnagar State Entrance Scholarship " at G. S. M. College.	4 per cent. Government Loan 1960-70	5,900	88 0	5,192 0
Dr. N. A. Purandare	" Savitribai Purandare Prize " at K. E. M. Hospital	Do. do.	300	Par.	300 0
Mr. Tulsidas H. Parekh	" Bai Bachubai Thakurdas Parekh Entrance Scholarship " at G. S. M. College.	Do. do.	3,700	88 0	3,256 0
" Lalji Naranji	" Lalji Naranji Scholaship " at G. S. M. College	Do. do.	4,500	88 0	3,960 0
" Chaturbhuj Gordhandas Sunderdas..	" Chaturbhuj Gordhandas Sunderdas Scholarship " and " Bai Gangabai Gordhandas Sunderdas Scholarship " at G. S. M. College.	Do. do.	9,100	88 0	8,008 0
Dr. (Mrs.) Dossibai Jehangir Rattanshaw Dadabhoy, M.D., M.R.C.P. (Lond.)	" Awabai Rattanshaw Dadabhoy Scholarship " at G. S. M. College.	Do. do.	3,900	88 0	3,432 0
Mr. Jehangir Rattanshaw Dadabhoy ..	" Rattaushaw Dadabhoy Scholarship " at G. S. M. College..	4 per cent. Government Loan 1960-70	3,900	88 0	3,432 0
The Honorary Staff and Professors of the K. E. M. Hospital and G. S. M. College.	" Bahadurji Memorial Scholarship in Surgery " at G. S. M. College.	Do. do	3,900	88 0	3,432 0
The Trustees of Dr. Choksy's Entertainment Fund.	Donation for endowing a Gold Medal called " Sir Nusserwanji Choksy Memorial Prize Medal " at G. S. M. College.	6 per cent. Municipal Debentures 1950-60	2,000	99 10	1,992 8
		5 per cent. Government Loan 1940-43.. ..	200	99 8	199 0
		4 per cent. Government Loan 1960-70	100	Par.	100 0
H. H. the Maharana Shri Sir Doulatsingji, K.C.I.E., Thakore Saheb of Limbdi.	Donation for awarding a gold medal and a miniature replica of the Challenge Cup.	6 per cent. Municipal Debentures 1950-60	1,800	99 10	1,793 4
Dr. Shirwalkar Memorial Fund Committee.	" Dr. Shirwalkar General Proficiency Scholarship and Medals " at G. S. M. College.	3½ per cent. Government Paper 1900-01	6,000	Par.	6,000 0
Mrs. Dhungavri Rangildas Desai ..	Donation for endowing two prizes of Rs. 20 each to the Nurses of the K. E. M. Hospital.	Do. do.	3,000	Par.	3,000 0
		4 per cent. Municipal Debentures	2,000	Par.	2,000 0
		4 per cent. Bombay Port Trust Bonds 1913	1,000	Par.	1,000 0
Dr. E. Moses	" Mrs. Abigail Elijah Moses Prize " at K. E. M. Hospital ..	3½ per cent. Government Paper	500	Par.	500 0
		3½ Do. Loan 1947-50	100	102 12	102 12
Messrs. Win and Co., Solicitors, on behalf of the executors of the will of the late Mr. Kassamji Ranchhodji Desai.	" Kassamji Ranchhodji Prize " at K. E. M. Hospital ..	4 per cent. Government Loan 1960-70.. ..	9,000	88 0	7,920 0
Dr. H. D'sa	Mrs. D'sa Memorial Gold Medal at G. S. M. College	3½ Do. do. 1947-50.. ..	1,000	100 7	1,004 6
Mrs. Luxmibai Kane	Dr. G. W. Kane Memorial Gold Medal at G. S. M. College ..	4 per cent. Bombay Port Trust Debentures	3,000	Par.	3,000 0
Mr. B. N. Dhume	Narayan Dhume Prize at G. S. M. College	3½ per cent. Government Loan 1917-50	1,200	101 1	1,212 12
		3½ per cent. Government Paper	1,000	Par.	1,000 0
Scholarships—Total carried over.. Rs.			67,300		61,973 2

Appendix No. 16-C—concluded.

Name of donor.	Object for which the endowment is given.	Particulars of securities.	Face value.	Rate per cent.	Book value.
			Rs.	Rs. a.	Rs. a
	<i>Clothing.</i>	Scholarships—Total brought forward ..	67,300		61,973 2
Messrs. Ardeshir Hormasji Dinshaw and Co., on behalf of the Advocate-General.	Donation for the grant of warm clothing to patients discharged from the K. E. M. Hospital out of interest realised on securities.	3½ per cent. Government Paper 1879 ..	10,000	Par.	10,000 0
		Do. do. 1900-01 ..	18,600	Par.	18,600 0
		Do. do. ..	2,000	98 4	1,965 0
		4 per cent. Government Loan 1960-70 ..	8,000	88 0	7,040 0
		Do. do. ..	4,800	87 10	4,206 0
		Do. do. ..	2,000	76 5	1,526 4
		5 per cent. Loan 1939-44 ..	4,000	79 12	3,190 0
		Total ..	49,400		46,527 4
	<i>Poor Box Charity.</i>				
Mr. Mansukhlal Chaganlal	Donation towards the Poor Box Charity Fund at K. E. M. Hospital.	4 per cent. Government Loan 1960-70 ..	5,700	88 12	5,058 12
.....	Balance out of the donations received during the Influenza Epidemic invested in Securities, the interest being utilised for augmenting the Poor Box Charity Fund (Corporation Resolution No. 13650 of 12th March 1928).	Do. do. ..	5,800	88 0	5,104 0
		Do. do. ..	900	79 0	711 0
The Estate Agent, Bombay Improvement Trust on behalf of the staff.	Donation towards the Poor Box Charity Fund	Do. do. ..	200	88 0	176 0
		Total ..	12,600		11,049 12
		Grand Total ..	1,29,300		1,19,550 2

M. R. TAMBE,
Chief Accountant.

I. H. TAUNTON,
Municipal Commissioner.

126

Statement showing the quantity and value of several articles upon which

Duty collected by	Grain and pulse at 6 annas per candy.			Flours of all sorts at 75 per cent. of the rate at the time being levied on the grain from which the flour is prepared.			Wines and Spirits at 4 annas per gallon.		
	Candies.	Farras.	Amount of Duty.	Candies.	Farras.	Amount of Duty.	Gallons.	Pints.	Amount of Duty.
I. BOMBAY PORT TRUST.			Rs. a. p.			Rs. a. p.			Rs. a. p.
Months.									
April 1934	1,24,362	4½	46,635 15 6	3,231	7½	908 15 9	19,092	..	4,773 0 0
May	1,39,700	4½	52,387 11 6	3,769	4½	1,060 3 0	20,814	6½	5,203 11 3
June	1,38,714	6½	52,018 1 0	3,386	3½	952 7 0	10,662	6	2,665 11 0
July	1,27,355	5	47,758 5 9	2,797	5	786 11 0	27,061	4	6,765 6 0
August	66,570	3½	24,903 14 7	4,430	7½	1,246 3 0	12,082	6	3,020 11 0
September	62,502	1	23,438 4 9	4,029	6½	1,133 6 0	11,947	7½	2,986 15 9
October	55,831	1½	20,936 11 0	4,522	5½	1,272 0 0	19,385	7	4,846 7 6
November	1,28,713	6¼	48,207 10 0	3,763	6	1,058 6 0	16,843	7	4,210 15 6
December	1,58,703	5½	59,513 14 3	2,474	..	695 13 0	21,007	..	5,251 12 0
January 1935	1,36,310	6½	51,116 8 8	3,221	7½	906 2 6	22,742	6	5,685 11 0
February	89,087	3	32,507 12 3	6,093	6½	1,713 14 0	16,825	2½	4,206 5 3
March	53,781	2½	20,168 0 0	2,158	..	606 15 0	22,102	2	5,525 9 0
Total	12,79,234	1½	4,79,712 13 3	43,879	1½	12,341 0 3	2,20,568	6½	55,142 3 3
II. G. I. P. RAILWAY.									
Months.									
April 1934	48,249	..	18,093 6 0	..	1½	0 1 0	29	..	7 4 0
May	84,135	5¼	31,550 14 0	34,421	2½	8,605 5 2
June	32,799	5¼	12,299 14 0	22,680	3½	5,670 0 5
July	33,072	2½	12,739 10 0	23,247	4	5,811 14 0
August	32,510	4	12,191 7 0	17	2½	4 14 0	25,759	1¼	6,439 12 9
September	45,844	..	17,191 8 0	31,659	3½	7,914 13 7
October	56,124	2¾	21,046 10 0	50	..	12 8 0
November	41,776	6¾	15,966 5 0	25,330	4½	6,332 10 5
December	1,48,223	4	55,683 13 0	44,361	4½	11,090 6 5
January 1935	95,423	4	35,783 13 0	154	..	38 8 0
February	1,40,244	1½	52,591 9 0	39,091	4½	9,772 14 5
March	-52,493	2¾	-19,686 14 0	53,701	..	13,425 4 0
Total	7,06,805	1½	2,65,051 15 0	17	4½	4 15 0	3,00,485	2¾	76,121 5 2
III. B. B. & C. I. RAILWAY.									
Months.									
April 1934	20,941	1½	7,852 15 0	354	..	88 8 0
May	35,866	2¾	13,449 14 0	468	4	117 2 0
June	37,683	..	14,131 2 0	229	..	57 4 0
July	28,947	2¾	10,855 4 0	152	..	38 0 0
August	18,401	6¼	6,900 10 0	276	..	69 0 0
September	18,042	5¼	6,991 0 0	352	..	88 0 0
October	28,895	4	10,835 13 0	550	..	137 8 0
November	21,209	6	7,953 10 6	617	6	154 7 0
December	23,675	2¾	8,878 4 0	404	..	101 0 0
January 1935	24,502	6	9,211 0 6	610	6	152 11 0
February	22,159	4	8,309 13 0	261	4	65 6 0
March	28,817	..	10,806 0 0	612	..	153 0 0
Total	3,09,802	..	1,16,175 12 0	4,887	4	1,221 14 0
Less—Amount of over-charge sheets submitted by B. B. & C. I. Railway ..	21	5¼	8 2 0
	3,09,780	2¾	1,16,167 10 0	4,887	4	1,221 14 0
GRAND TOTAL ..	22,95,819	5½	8,60,932 6 3	43,896	5½	12,345 15 3	5,25,941	4½	1,31,485 6 5
Deduct—Refund passed by the Town Duty Officer	9,88,081	6½	3,70,530 11 0	-82,554	1½	-23,218 6 0	21,395	4	5,348 14 0
Net Revenue ..	13,07,737	7	4,90,401 11 3	-38,657	4	-10,872 6 9	5,04,546	½	1,26,136 8 5

Commission, etc., Charges on General Town Duty collected by—

Month.	Bombay Port Trust.	G. I. P. Railway.	B. B. & C. I. Railway.	Total.
	Rs. a. p.	Rs. a. p.	Rs. a. p.	Rs. a. p.
April 1934	2,012 2 4	555 15 0	1,636 9 9	5,276 14 7
May	3,134 9 6	172 3 6	668 14 10	5,713 4 4
June	4,073 8 7	1,509 2 3	596 3 4	6,178 14 2
July	4,316 4 11	777 6 0	582 10 10	5,676 5 9
August	4,232 0 2	..	616 5 5	4,848 5 7
September	3,627 8 5	..	679 3 5	4,306 11 10
October	4,383 9 8	2,423 2 0	531 5 6	7,338 1 2
November	2,950 9 9	1,057 6 0	474 1 8	4,482 1 5
December	4,318 7 7	909 10 0	698 8 1	5,926 9 8
January 1935	4,653 7 11	1,870 12 0	490 11 5	7,014 15 4
February	4,084 12 3	2,233 6 0	616 4 5	6,934 6 8
March	2,807 7 11	2,900 15 0	676 3 11	6,384 10 10
Total	45,494 9 0	16,319 9 9	8,267 2 7	70,081 5 4

M. R. TAMBE,
Chief Accountant.

Town Duty was levied during 1934-35 under Section 192 (1) of the City of Bombay Municipal Act of 1888.

Beer at 6 pies per gallon.			Sugar at 8 annas per cwt.		Ghee and Vegetable Product at 10 annas per Bombay Maund.			Timber at 2½ per cent. on Market Value.		Firewood at 2 annas per candy.			Sundries.	Total Monthly collections.
Gallons.	Pints.	Amount of Duty.	Cwts. qrs. lbs.	Amount of Duty.	Maunds.	Seers.	Amount of Duty.	Value.	Amount of Duty.	Candies.	Mds.	Amount of Duty.		
Rs. a. p.			Rs. a. p.		Rs. a. p.			Rs. a. p.		Rs. a. p.			Rs. a. p.	Rs. a. p.
90,144	..	2,817 0 0	27,665 0 24½	13,832 9 9	22,715 17	14,197 2 3	6,12,559 12 8	15,313 15 11	19,283	3½	2,410 6 3	..	1,00,880 1 5	
1,10,714	..	3,459 13 0	86,879 1 17½	43,339 11 3	24,484 1	15,302 3 3	4,30,571 7 4	10,764 4 7	14,437	3½	1,804 10 3	..	1,33,329 9 1	
76,114	..	2,378 9 0	1,49,172 0 0	74,586 0 0	3,842 38	2,401 13 6	4,45,172 4 8	11,129 4 11	752	14	94 1 0	..	1,46,226 15 3	
70,776	..	2,211 12 0	1,29,128 2 21	64,564 5 6	12,139 28	7,587 5 0	3,78,918 12 0	9,450 7 6	58	14	7 5 0	..	1,39,131 9 9	
91,020	..	2,844 6 0	1,26,366 2 7	63,183 4 6	16,220 37	10,138 1 3	5,85,115 0 0	14,627 14 0	65	..	8 2 0	..	1,20,032 8 4	
58,010	4	1,812 13 3	1,75,096 3 14	87,548 7 0	22,731 38	14,207 7 6	6,15,390 8 8	15,384 12 2	350	14	43 13 0	..	1,46,553 15 5	
1,10,402	..	3,450 1 0	80,286 1 0	40,143 2 0	21,272 32	13,295 8 0	5,64,668 5 4	14,116 1½ 4	3,224	14	1,028 1 0	..	99,088 9 10	
1,12,408	..	3,512 12 0	1,05,310 3 17½	52,655 7 3	26,324 8	16,452 10 0	6,72,773 2 0	16,819 5 3	14,672	14	1,821 9 0	..	1,44,798 11 0	
88,708	..	2,772 2 0	1,30,542 0 24½	65,271 1 9	24,507 30	15,317 5 6	4,19,854 9 4	10,496 5 10	19,401	..	2,425 2 0	..	1,81,743 8 4	
1,00,508	..	3,140 14 0	69,508 3 0	34,754 6 0	24,447 9	15,279 8 3	5,29,604 9 4	13,240 1 10	15,777	7	1,972 2 6	..	1,26,096 8 0	
1,11,196	..	3,474 14 0	54,866 1 7	27,433 2 6	24,323 27	15,202 4 9	3,80,799 2 8	9,519 15 8	16,461	..	2,057 10 0	..	96,115 14 5	
1,08,269	..	3,383 6 6	1,30,381 2 24½	65,190 13 9	32,877 39	20,548 11 9	7,40,428 15 4	18,510 11 7	24,447	17½	3,055 15 3	..	1,36,990 2 10	
11,28,269	4	35,258 6 9	12,65,004 3 17½	6,32,502 7 3	2,55,888 24	1,59,930 6 0	63,74,956 7 4	1,59,373 14 7	1,33,830	17½	16,728 13 3	..	15,50,000 0 7	
..	60,631 2 14	30,315 13 0	3,201 22	2,000 15 6	5 0 0	0 2 0	212	..	20 8 0	..	50,444 1 6	
..	12,281 1 0	6,140 10 0	2,175 16	1,359 10 0	47,656 7 2	
..	4,931 0 0	2,465 8 0	1,993 10½	1,245 12 8	21,681 3 1	
..	10,953 0 0	5,476 8 0	3,788 13½	2,367 11 4	20,905 11 4	
16	..	0 8 0	12,377 1 0	6,188 10 0	6,895 26½	3,634 12 7	28,510 0 4	
..	8,234 3 14	4,117 7 0	3,556 17½	2,222 12 5	31,446 9 0	
..	11,090 0 14	5,545 1 0	6,266 10½	3,916 6 7	30,540 7 7	
..	18,606 1 0	9,303 2 0	4,168 5½	2,605 1 5	33,007 2 10	
156	..	4 14 0	15,477 1 14	7,738 11 0	5,448 21½	3,405 5 4	77,843 11 0	
156	..	4 14 0	66,279 3 0	33,139 14 0	7,820 24	4,887 14 0	73,864 15 0	
..	56,838 0 14	28,419 0 10	13,006 24	8,128 12 0	98,032 14 5	
..	1,46,551 2 14	72,775 13 0	—3,075 35	—1,922 6 9½	600 0 0	15 0 0	165	..	20 10 0	..	64,627 6 3	
328	..	10 4 0	4,23,252 1 0	2,11,626 2 0	54,244 22½	33,902 11 1	605 0 0	15 2 0	866	..	108 4 0	..	6,85,840 40 3	
..	3,887 3 0	1,943 14 0	13,561 4	8,475 11 0	6,600 0 0	165 0 0	8,086	..	1,123 4 0	..	19,640 4 0	
..	101 1 0	50 10 0	6,986 8	4,366 6 0	10,525 0 0	263 2 0	8,253	..	1,031 10 0	..	10,278 12 0	
..	702 3 14	351 7 0	7,264 16	4,540 4 0	5,350 0 0	133 12 0	8,657	..	1,082 2 0	..	20,205 15 0	
..	694 2 0	347 4 0	16,998 4	10,623 13 0	3,670 0 0	91 12 0	9,676	..	1,209 8 0	..	23,165 9 0	
8	..	0 4 0	620 2 0	310 4 0	14,272 32	8,920 8 0	4,220 0 0	105 8 0	7,672	..	959 0 0	2 15 0	17,288 1 0	
..	686 1 0	343 2 0	10,862 4	6,788 13 0	2,150 0 0	53 12 0	11,455	..	1,431 14 0	1 10 0	15,808 3 0	
..	3,008 0 0	1,504 0 0	15,118 32	9,449 4 0	2,400 0 0	60 0 0	12,331	..	1,641 6 0	..	23,527 15 0	
..	1,786 0 0	893 0 0	10,209 16	6,380 14 0	1,600 0 0	41 8 0	9,298	..	1,162 4 0	1 11 0	16,587 6 6	
..	1,537 1 0	768 10 0	13,987 8	8,742 0 0	8,275 0 0	206 14 0	12,282	..	1,535 4 0	3 1 0	20,235 1 0	
..	2,227 0 14	1,113 9 0	15,322 20	9,576 9 0	11,095 0 0	277 6 0	15,672	..	1,959 0 0	..	22,200 3 6	
..	476 2 0	238 4 0	9,917 28	6,198 9 0	10,380 0 0	259 8 0	14,593	..	1,824 2 0	..	16,895 10 0	
..	845 0 14	422 9 0	14,054 28	8,784 3 0	7,655 0 0	191 6 0	12,403	..	1,550 6 0	6 0 0	21,913 14 0	
8	..	0 4 0	16,573 0 14	8,286 9 0	1,48,555	92,846 14 0	73,980 0 0	1,849 8 0	1,31,278	..	16,409 12 0	15 5 0	2,36,805 14 0	
..	13	8 2 0	16 4 0	
8	..	0 4 0	16,573 0 14	8,286 9 0	1,48,542	92,838 12 0	73,980 0 0	1,849 8 0	1,31,278	..	16,409 12 0	15 5 0	2,36,789 10 0	
11,28,605	4	35,268 14 9	17,04,830 1 3½	8,52,415 2 3	4,58,674 36½	2,86,671 13 1	64,49,541 7 4	1,61,238 8 7	2,65,974	17½	33,246 13 3	15 5 0	23,78,620 4 10	
1,76,732	..	5,522 14 0	9,57,309 3 14	4,78,654 15 0	38,660 24	24,162 14 0	11,44,742 8 0	28,618 9 0	9,36,057 3 0	
9,51,873	4	29,746 0 9	7,47,520 1 17½	3,73,760 3 3	4,20,014 12½	2,62,508 15 1	53,04,798 15 4	1,32,619 15 7	2,65,974	17½	33,246 13 3	15 5 0	14,37,563 1 10	

† Due to particulars of commodities not having been received from the Railway Clearing Accounts Office in February 1935, the amount was provisionally shown by G. I. P. Railway under Grain, Ghee and Sugar and Jagree instead of Sugar and Jagree only and hence adjusted.

	Rs. a. p.	Rs. a. p.	Rs. a. p.
Total Collections of Town Duty for 1934-35.			23,73,620 4 10
Add—			
Outstanding balances on 31st March 1934 due by			
Port Trust		9,048 13 6	
G. I. P. Railway	36,481 9 0		
Add—			
Amount adjusted in Municipal Accounts in 1933-34 but shown by the G. I. P. in the Accounts for 1934-35	160 5 0	36,641 14 0	
B. B. & C. I. Railway	956 7 0		
Add—			
Amount collected in 1933-34 but paid to the Municipality in 1934-35	438 14 0	1,395 5 0	47,086 0 6
Deduct—			24,20,706 5 4
Outstanding balances on 31st March 1935 due by			
Port Trust	4,823 9 9		
G. I. P. Railway	20,847 13 7		
B. B. & C. I. Railway	446 4 0	26,119 11 4	
Total amount of commission etc., charges for the collection of Town Duty deducted at the source		70,081 5 4	
Refunds paid in 1934-35		9,36,528 11 0	
			10,32,729 11 8
Total Ra.			13,87,976 9 8

I. H. TAUNTON,
Municipal Commissioner

Appendix No. 18.

Statement showing Town Duty collected on Cotton and Commission charges paid during the year 1934-35 :—

Town Duty collected on Cotton	Bombay Port Trust.		G. I. P. Railway.		B. B. & C. I. Railway.		Sundries.	Total.
	No. of Bales.	Amount of Cotton Duty.	No. of Bales.	Amount of Cotton Duty.	No. of Bales.	Amount of Cotton Duty.		
April 1934	1,457	Rs. 1,457	636	636	Rs. a. p. 1 2 0	Rs. a. p. 2,094 2 0
May	—200	—200 0 0
Total	1,457	1,457	—200	636	636	1 2 0	1,894 2 0

Commission, etc., charges on Cotton Duty collected by :—

Months.	Bombay Port Trust.	G. I. P. Railway.	B. B. & C. I. Railway.	Sundries.	Total.
	Rs. a. p.	Rs. a. p.	Rs. a. p.	Rs. a. p.	Rs. a. p.
April	560 5 11	{ 48 0 0 14 9 9 }	2,994 2 5	10 2 0	3,623 4 1
May	65 15 6	8 9 9	3,608 9 0	9 12 0	3,681 14 3
June	0 4 3	153 1 3	153 5 6
Total	626 5 5	66 7 9	6,753 12 8	10 14 0	7,457 7 10

Total collection of Cotton Duty during 1934-35	Rs. a. p.	1,894 2 0
<i>Add—</i>	Rs. a. p.	
Outstanding balances on 31st March 1934 due by—		
Port Trust	742 0 0	
G. I. P. Railway	2,255 11 0	
B. B. & C. I. Railway	4,425 0 0	
	7,422 11 0	
	9,316 13 0	
<i>Deduct—</i>		
Total amount of commission, etc., charges for collection of Cotton Duty recovered during 1933-34 & 1934-35	7,457 7 10	
Amount refunded to Messrs. Bruel & Co. on account of excess recovery	1 0 0	
	7,458 7 10	
	1,858 5 2	
	1,858 5 2	
	× 4	
	7,433 4 8	
	1,081 14 5 Government share.	
	796 6 9 Municipal share.	
Total	1,858 5 2	
Government share paid during 1934-35	1,061 14 5	
Municipal share as above	796 6 9	
<i>Deduct—</i>		
Amount held in deposit in respect of 3/7th share of a refund claim for Rs. 96 submitted by Messrs. Ralli Bros, Ltd. for cotton destroyed by fire	38 9 2	
Amount as per Appendix No. 3	757 13 7	

M. R. TAMBE,
Chief Accountant.

I. H. TAUNTON,
Municipal Commissioner.

Income of the Bombay Municipality from the year 1865

TAXATION PROPER.

Year.	Gross Valuation.	House Rate.	Police Rate.	Lighting Rate.	Wheel Tax and Tolls.	Licenses for trades, Land Conveyances, Music, etc.	Town Duties.	Cotton Duty	Liquor Licenses.	Tobacco Licenses.
	Rs.	Rs.	Rs.	Rs.	Rs.	Rs.	Rs.		Rs.	Rs.
1865	1,30,14,655	10,57,379	2,32,898	2,028	5,04,769		1,45,878
1866	1,48,94,898	7,18,004	2,03,833	98,417	2,12,330	2,72,685	5,132		48,924	1,20,990
1867	1,68,09,535	9,84,088	4,11,049	1,32,849	2,36,178	3,05,536		1,04,808	1,16,428
1868	1,47,49,075	9,20,637	3,75,607	2,49,071	2,68,314	2,08,320		1,20,866	1,36,762
1869	1,39,41,360	7,99,906	2,59,593	2,48,468	2,57,574	1,50,331	2,03,298		2,49,077	1,31,178
1870	1,36,30,636	7,29,783	2,87,643	2,46,994	2,50,581	28,147	5,34,989		1,23,692	1,39,830
1871	1,34,26,845	6,75,489	2,30,409	2,30,356	2,03,531	7,655	4,51,496		1,16,170	1,38,046
1872	1,29,23,510	7,09,933	2,41,774	2,41,348	2,03,097	5,862	4,67,638		59,914	1,47,654
1873	1,26,71,316	7,01,013	2,37,232	2,37,050	2,16,033	87	4,46,924		2,79,074	1,46,792
1874	1,19,55,390	5,94,314	2,29,103	2,27,525	2,48,217	3,903	4,85,649		1,24,507	1,47,779
1875	1,15,35,068	5,52,733	2,30,539	2,16,632	2,45,274	534	6,72,937		1,58,930	1,45,956
1876	1,12,78,710	5,73,453	2,17,634	2,13,034	2,38,437	2,113	6,36,147		1,41,733	1,46,358
1877	1,14,77,690	5,47,541	2,30,061	2,14,670	2,44,369	1,343	7,51,019		85,097	1,49,562
Consolidated Rate.										
1878	1,18,87,118	2,38,034	2,14,560	6,95,006		1,60,565	1,32,229
1879	1,14,93,417	10,52,773	2,39,569	3,563	5,33,617		1,43,750	1,65,022
1880	1,17,82,525	8,09,634	2,31,925	844	6,57,784		1,43,750	1,61,137
1881	1,17,14,470	@8%	10,58,310	2,14,670	1,503	6,37,482		1,43,750	1,61,625
For 15 months, i.e., from 1st January 1882 to 31st March 1883, the calendar year										
1882-83	25,80,233	12,24,975	4,12,027	8,17,199		1,43,750	2,06,014
1883-84	1,45,64,807	@8%	9,33,533	2,55,227	3,417	6,67,113		1,79,687	1,74,306
1884-85	1,53,82,744	Do.	11,30,307	3,09,552	4,305	7,73,431		1,43,750	1,72,622
1885-86	2,00,23,223	Do.	14,61,305	2,32,435	4,525	6,79,293		1,43,750	1,79,177
1886-87	2,16,27,230	@8 1/2%	14,88,867	3,19,361	3,913	10,12,162		1,43,750	1,30,250
1887-88	2,27,22,346	@8%	14,07,013	3,36,293	4,050	9,95,750		1,43,750	1,34,168
1888-89	2,39,31,043	Do.	14,66,924	3,16,371	45,471	7,26,307		1,43,750	1,31,297
1889-90	2,73,64,359	Do.	15,82,509	3,25,616	52,792	6,37,065		1,43,750	1,30,922
1900-91	2,32,27,255	Do.	15,64,932	2,56,648	60,451	9,79,520		1,43,750	1,30,234
1891-92	2,35,30,023	Do.	17,55,081	3,42,973	75,101	8,40,322		1,43,750	1,36,151
1892-93	2,64,03,932	Do.	17,73,401	3,44,905	79,376	9,73,923		1,43,750	1,36,703
1893-94	2,69,79,723	Do.	17,49,321	3,51,175	85,317	3,97,256		1,43,750	1,38,329
1894-95	2,76,13,741	Do.	17,49,335	3,56,082	95,137	6,38,543		1,43,750	2,05,343
1895-96	2,82,66,331	Do.	17,67,000	3,65,525	26,335	9,10,351		1,43,750	2,17,475
1896-97	2,89,27,613	Do.	17,46,329	2,46,331	74,036	6,45,144		1,43,750	1,32,867
1897-98	2,94,22,805	Do.	19,35,326	2,46,338	68,633	9,51,424		1,43,750	1,39,323
1898-99	2,93,53,636	@9%	21,08,995	2,39,197	37,754	11,17,181		1,43,750	2,08,544
1899-1900	3,03,17,091	@12%	23,74,339	3,02,743	90,346	15,34,721		1,43,750	2,21,333
1900-1901	3,13,75,106	Do.	23,94,971	3,21,368	95,702	11,21,371		1,43,750	2,18,939
1901-02	3,18,11,525	@10%	23,72,901	3,40,747	92,733	8,62,123		1,43,750	2,33,065
1902-03	3,18,01,406	Do.	23,81,510	3,71,013	1,02,070	12,13,346		1,43,750	2,44,092
1903-04	3,44,49,399	Do.	27,64,974	3,23,070	1,05,311	11,68,973		1,43,750	2,40,064
1904-05	3,54,15,934	Do.	30,26,372	4,19,697	1,03,772	14,16,943		1,43,750	2,60,744

No. 19.

to close of the financial year 1934-35.

Year	Contribution from Insurance Companies or Fire Tax.	Total Taxation Proper.	SERVICES RENDERED.		Total services rendered.	MISCELLANEOUS.		Total Income.	Year.	Population by Census.	Incidence of taxation per head of population.	Five years' average annual income.
			Halsakhore Tax.	Water Tax.		Government contribution for Police and City Improvement Trust.	Returns from Property and Miscellaneous.					
.....	Rs.	Rs.	Rs.	Rs.	Rs.	Rs.	Rs.	Rs.			Rs. a. p.	Rs.
.....	19,42,762	1,78,719	1,78,719	2,42,806	23,85,787	1888	810,563	2 8 6	} 31,12,970
.....	18,86,545	1,92,882	5,49,121	6,41,978	2,06,154	29,14,673	1889	2 8 1	
.....	22,44,908	1,48,824	2,73,008	5,18,820	1,80,000	1,26,789	30,40,824	1897	3 6 1	
.....	22,76,927	3,21,454	4,98,377	8,39,831	2,60,129	4,35,787	38,82,674	1898	...	3 14 0	
.....	24,18,772	2,20,562	2,62,998	5,93,560	1,09,882	2,71,011	32,93,226	1899	3 11 0	
.....	28,44,859	2,15,197	2,66,986	5,80,183	1,09,882	2,78,022	43,07,749	1870	3 9 2	
.....	30,44,042	1,99,986	2,37,578	5,57,564	2,39,854	38,71,160	1871	...	3 9 11	
.....	30,78,240	2,17,071	4,07,855	6,24,906	2,45,188	36,48,521	1872	644,402	4 2 1	
.....	20,86,376	2,00,590	4,00,629	6,01,229	4,56,804	28,24,102	1873	4 7 2	
.....	16,519	20,78,020	1,92,225	2,68,087	6,55,222	2,47,920	29,81,222	1874	4 1 4	
.....	14,255	22,28,085	1,94,215	2,00,212	4,94,427	90,000	2,21,014	31,48,526	1875	4 2 7	
.....	18,922	21,84,986	2,04,077	2,08,377	5,12,454	90,000	2,30,228	31,77,222	1876	4 2 11	
.....	19,164	22,84,081	2,01,299	2,11,822	5,12,122	90,000	4,04,229	32,41,432	1877	4 4 2	
.....	22,872	21,79,968	1,95,880	2,92,780	4,88,160	90,000	2,87,025	31,48,163	1878	4 2 2	
.....	20,761	21,46,062	2,42,015	2,54,798	5,98,818	90,000	5,09,299	33,41,174	1879	4 4 0	
.....	23,911	21,13,977	2,03,047	2,30,708	5,92,760	75,000	4,84,172	32,21,870	1880	4 6 4	
.....	24,059	22,89,094	2,21,805	5,24,819	8,06,624	50,000	7,57,976	38,72,694	1881	779,196	2 18 5	
being changed to the financial year the income was as follows:-												} 39,57,842
.....	32,000	23,45,865	3,22,916	6,70,677	2,99,522	91,125	6,75,275	46,19,240	1882-83	4 18 6	
.....	24,708	22,87,998	2,42,887	5,47,647	7,91,204	85,672	5,72,400	37,97,272	1883-84	3 18 8	
.....	25,517	25,89,967	2,99,818	5,96,122	8,55,739	90,000	6,54,122	42,13,868	1884-85	4 7 9	
.....	29,914	28,30,449	2,16,787	6,65,370	2,82,167	90,000	2,71,267	44,72,972	1885-86	4 14 10	
.....	29,776	21,88,299	2,18,980	7,74,651	10,98,281	6,20,214	49,01,814	1886-87	5 2 7	
1) Fire tax	7,857	21,10,581	2,72,268	2,82,724	12,55,982	7,99,967	51,66,880	1887-88	5 10 4	
@1%	24,708	29,21,718	2,30,039	2,63,804	12,55,548	6,90,632	49,66,192	1888-89	5 8 5	
.....	(a) 79,187	20,41,841	4,78,919	11,22,006	15,96,928	7,02,103	52,42,169	1889-90	5 15 11	
@1%	1,25,345	24,10,930	5,37,222	11,49,198	16,76,429	(a) 10,78,551	61,85,901	1890-91	6 9 2	
Do	1,84,262	25,07,542	5,58,877	11,81,429	17,37,206	9,88,326	62,22,122	1891-92	821,764	6 6 1	
Do.	1,65,828	26,68,001	6,22,200	14,07,081	20,22,281	9,75,621	65,72,942	1892-93	6 14 11	
@1%	1,10,504	25,24,652	5,82,026	12,56,826	18,68,884	(b) 12,99,189	67,62,695	1893-94	6 9 0	
Do.	1,09,225	25,47,659	6,81,557	12,88,285	20,89,822	2,21,981	68,22,372	1894-95	6 13 4	
Go.	1,10,427	26,11,372	6,57,812	14,42,825	21,09,707	(c) 10,49,620	67,61,710	1895-96	6 12 2	
Do.	1,09,138	21,47,424	6,88,486	12,98,410	20,88,896	9,74,889	62,08,978	1896-97	4 8 10	
Do.	1,20,961	27,76,284	7,35,485	12,29,852	20,65,227	(d) 12,02,929	71,45,560	1897-98	7 1 8	
Do.	1,17,219	41,20,620	7,12,122	16,00,970	22,14,022	2,27,199	71,61,911	1898-99	7 11 4	
Go.	1,20,127	53,47,419	7,25,264	17,72,967	24,22,221	9,84,167	82,22,217	1899-1900	8 2 2	
Do.	1,20,647	49,24,726	7,14,440	17,35,626	24,20,078	10,22,027	84,02,242	1900-01	8 15 7	
Do.	1,27,570	48,71,989	7,22,429	16,47,120	22,22,529	10,59,181	77,62,729	1901-02	776,006	8 10 2	
Do.	1,29,049	47,90,820	7,25,284	16,12,976	22,02,269	10,74,822	81,72,482	1902-03	8 2 4	
Go.	1,22,163	49,59,505	8,10,610	15,71,566	22,22,178	11,40,244	84,22,622	1903-04	9 7 4	
Do.	1,21,202	55,22,670	8,75,194	17,14,429	25,89,547	12,22,724	92,26,111	1904-05	10 7 2	

(a) Includes Rs. 2,32,544 for arrears recoveries for work done.
 (b) Rs. 4,58,699 adjusted on account of premia on loans.

(c) Includes premia of Rs. 27,749 on loan raised.
 (d) Includes rebate of Plague expenses amounting to Rs. 4,27,056.

Appendix

TAXATION PROPER.

Year.	Gross Valuation.	House Rate.	Police Rate.	Lighting Rate.	Wheel-Tax and Tolls.	Licenses for trades, Lami Conveyances, Music, etc.	Town Duties.	Cotton Duty.	Liquor Licenses.	Tobacco Licenses.
	Rs.	Rs. Consolidated	Rs. Rate	Rs.	Rs.	Rs.	Rs.		Rs.	Rs.
1905-06 ..	3,81,90,177	@8½%	27,55,778	4,48,348	98,938	11,68,460		1,43,750	2,72,779
1906-07 ..	4,14,48,901	Do.	32,58,348	4,42,749	1,08,221	13,34,074		1,43,750	2,65,328
1907-08 ..	4,42,79,940	@8%	29,74,517	4,39,892	1,06,284	13,90,208		1,43,750	2,80,353
1908-09 ..	4,68,75,788	Do.	31,47,349	4,79,957	1,19,278	12,96,320		1,43,750	2,78,800
1909-10 ..	4,84,44,957	@9¼%	33,65,816	5,01,553	97,754	14,23,491		1,43,750	2,80,614
1910-11 ..	5,20,51,478	@10¼%	43,61,660	4,72,198	99,314	16,86,660		1,43,750	2,52,307
1911-12 ..	5,36,02,464	Do.	47,42,692	4,69,487	1,13,777	12,47,097	Levied for the first time from 1st January 1921.	1,43,750	2,78,896
1912-13 ..	5,51,71,773	Do.	47,58,898	5,23,522	1,21,778	17,42,131		1,43,750	2,83,526
1913-14 ..	5,79,47,463	@9¼%	46,41,022	5,61,500	1,29,771	17,30,637		1,43,750	2,91,283
1914-15 ..	5,98,41,390	Do.	48,49,431	5,19,818	1,27,640	9,32,310		1,43,750	2,92,036
1915-16 ..	5,84,16,191	Do.	52,81,257	5,18,778	1,27,587	20,19,097		1,43,750	3,04,644
1916-17 ..	6,54,13,855	Do.	52,16,432	5,31,416	1,31,072	18,70,386		1,43,750	3,52,877
1917-18 ..	6,80,38,001	Do.	54,75,264	5,86,976	1,58,940	20,40,305		1,43,750	3,71,291
1918-19 ..	8,39,75,130	Do.	72,19,249	6,04,840	1,53,340	19,54,583		1,43,750	3,86,609
1919-20 ..	8,58,18,734	Do.	74,65,411	6,11,812	1,66,515	21,00,440		1,43,750	4,16,761
1920-21 ..	9,32,34,165	Do.	74,88,792	7,33,766	1,68,785	21,19,082	77,100	1,43,750	4,41,881
1921-22 ..	10,37,70,215	Do.	84,79,102	7,85,667	1,69,188	21,89,876	14,92,152	1,43,750	3,78,031
1922-23 ..	11,25,08,888	@11%	1,04,97,115	12,15,390	1,74,991	16,90,572	16,23,024	1,43,750	3,61,343
1923-24 ..	12,64,47,414	Do.	1,11,11,258	10,72,941	5,29,030	18,31,076	15,39,712	1,43,750	3,65,106
1924-25 ..	13,71,95,123	Do.	1,22,50,837	12,09,720	2,58,687	18,76,808	13,09,468	1,43,750	3,74,236
1925-26 ..	13,15,65,375	Do.	1,23,22,099	12,46,687	3,78,115	14,54,359	14,92,427	1,43,750	3,72,157
1926-27 ..	13,70,57,569	Do.	1,27,10,850	10,61,576	2,32,848	16,67,980	11,30,500	1,43,750	3,84,785
1927-28 ..	13,96,74,939	Do.	1,26,61,950	11,68,926	3,28,353	14,38,817	11,34,083	1,43,750	3,98,363
1928-29 ..	14,16,41,656	Do.	1,26,09,968	10,19,412	1,29,878	15,46,877	13,37,095	1,43,750	3,76,440
1929-30 ..	14,79,63,078	Do.	1,27,10,958	12,71,765	1,38,550	13,71,364	15,40,191	1,43,750	3,92,339
1930-31 ..	15,00,14,393	Do.	1,29,50,189	10,83,448	1,55,650	16,33,968	12,65,114	1,43,750	3,71,452
1931-32 ..	14,64,68,480	Do.	1,29,37,243	10,58,141	1,58,166	11,59,129	7,37,367	1,43,750	4,19,347
1932-33 ..	14,41,83,933	Do.	1,20,42,747	10,70,340	1,71,385	11,27,188	8,28,856	1,43,750	3,50,771
1933-34 ..	14,32,51,802	Do.	1,22,45,281	10,57,393	1,69,759	14,02,788	8,86,189	1,43,750	2,54,247
1934-35 ..	14,64,15,785	@ 12%	1,33,68,934	11,46,683	1,78,149	13,87,977	† 758	1,43,750	3,65,150

† Abolished with effect from 1-4-1934.

M. R. TAMBE,
Chief Accountant.

No. 19—concluded.

	Contribution from Insurance Companies or Fire Tax.	Total Taxation Proprietary.	SERVICES RENDERED.		Total services rendered.	MISCELLANEOUS.		Total Income.	Year.	Population by Census.	Incidence of taxation per head of population.	Five years average annual income.
			Halaikhore Tax.	Water Tax.		Government contribution for Police and City Improvement Trust.	Returns from Property and Miscellaneous.					
	Rs.	Rs.	Rs.	Rs.	Rs.	Rs.	Rs.	Rs.			Rs. a. p.	Rs.
@3%	1,30,657	50,06,080	9,33,485	18,87,780	27,90,438	...	12,95,024	50,92,533	1905-06		10 0 9
Do.	1,38,631	53,76,598	9,91,362	19,38,423	29,29,791	13,43,112	56,48,501	1906-07	8 7 10	
Do.	1,39,329	54,64,330	10,46,874	19,48,830	29,95,704	14,29,393	58,89,324	1907-08	977,522	8 10 8	1,00,26,035
Do.	1,47,522	56,17,966	11,19,322	20,04,189	31,23,411	15,39,671	1,02,36,048	1908-09	8 14 11	
Do.	1,53,267	58,16,245	11,92,349	20,11,788	32,04,134	15,83,465	1,12,15,864	1909-10	9 18 8	
@4%	2,15,094	72,38,583	12,32,951	19,95,327	32,28,278	...	17,29,788	1,21,96,149	1910-11	10 11 0	
Do.	2,28,627	73,29,827	12,92,697	20,79,136	33,71,817	...	20,64,645	1,26,65,789	1911-12	979,443	10 18 2	
Do.	2,33,029	77,06,564	13,50,333	21,70,948	35,21,781	14,83,244	1,37,41,589	1912-13	11 6 8	25,76,679
Do.	2,44,383	77,42,246	13,65,123	22,85,494	36,70,462	14,85,698	1,38,76,501	1913-14	11 10 8	
@5%	1,92,048	70,57,003	14,17,648	22,16,012	36,33,660	(c)	17,92,703	1,24,13,866	1914-15	10 14 8	
Do.	2,06,494	85,51,602	14,69,587	23,28,021	37,91,608	14,87,860	1,35,81,670	1915-16	12 9 8	
Do.	2,05,911	84,51,793	15,25,537	24,71,834	39,97,471	15,99,479	1,40,48,739	1916-17	12 11 11	
Do.	2,16,130	89,98,666	16,19,133	25,97,730	43,10,843	16,25,888	1,48,29,986	1917-18	13 9 4	1,55,30,061
Do.	2,24,963	1,07,46,333	16,34,056	26,77,602	48,11,470	16,76,151	1,73,74,184	1918-19	15 14 9	
Do.	2,32,625	1,11,99,814	16,99,162	28,91,308	50,82,470	20,84,643	1,83,16,927	1919-20	16 8 3	
Do.	2,95,541	1,17,68,705	21,03,991	33,81,036	54,65,028	29,09,465	2,01,43,197	1920-21	14 10 8	
Do.	3,34,372	1,39,22,186	23,74,867	36,18,699	59,93,766	32,31,047	2,31,47,009	1921-22	1,175,014	16 15 8	
@6%	4,75,604	1,61,95,379	26,47,245	43,48,252	74,95,497	30,62,387	2,67,53,463	1922-23	20 2 4	2,56,30,060
Do.	5,16,139	1,67,39,007	28,65,950	53,67,314	82,33,264	39,59,338	2,79,31,509	1923-24	21 1 2	
Do.	5,69,137	1,79,92,651	32,16,338	57,80,371	89,96,699	33,35,771	3,02,15,131	1924-25	22 10 5	
Do.	5,63,030	1,79,47,468	32,29,397	65,04,480	97,33,877	28,28,014	3,08,31,369	1925-26	23 5 9	
Do.	5,88,106	1,79,19,993	32,45,007	73,73,602	1,06,18,609	35,97,093	3,21,33,697	1926-27	24 2 3	
Do.	5,84,350	1,72,54,095	32,96,001	68,54,362	1,01,50,363	37,03,830	3,17,08,288	1927-28	23 9 10	3,18,09,766
Do.	5,72,933	1,77,35,653	32,10,243	64,18,596	96,28,839	41,68,891	3,15,33,383	1928-29	23 4 4	
Do.	5,76,562	1,81,40,479	33,37,033	69,68,043	1,03,05,132	46,94,487	3,31,40,098	1929-30	24 3 1	
Do.	5,87,877	1,81,97,148	32,28,634	64,42,981	96,71,665	41,77,859	3,20,46,672	1930-31	11,01,383	24 1 2	
Do.	5,83,143	1,72,01,291	32,61,662	63,97,023	96,58,685	50,54,200	3,19,14,176	1931-32	23 2 0	
Do.	5,48,757	1,62,33,794	30,78,239	63,86,907	94,65,146	42,53,441	3,00,02,331	1932-33	22 2 9	3,14,62,461
Do.	5,56,824	1,67,16,181	30,88,965	62,98,417	93,87,382	53,12,408	3,14,15,971	1933-34	22 7 7	
Do.	5,58,891	1,71,50,342	31,48,555	63,27,589	94,76,144	53,06,620	3,19,33,106	1934-35	22 14 10	

(c) Exclusive of the amount of interest realized on Sinking Funds which was hitherto treated as income.

I. H. TAUNTON,
Municipal Commissioner.

Appendix

Expenditure of the Bombay Municipality from the

Year.	General Superintendence.	Assessment and Collection.	Fire Brigade.	Public Works (Engineering) Department.	Public Health Department.	General Stores.	Pensions and Gratuities and Provident Fund.	Police Charges.	Education.	Medical Relief.	Debt.	
	Rs.	Rs.	Rs.	Rs.	Rs.	Rs.	Rs.	Rs.	Rs.	Rs.	Rs.	
1865	94,854	1,38,473	} Not traceable.	31,52,722	8,15,914	} Not traceable.	845	1,41,981	
1866	1,31,622	58,688		12,32,917	14,40,393		14,480	2,96,169	20,554
1867	61,857	71,521		17,38,626	14,25,521		2,580	4,25,428	78,880
1868	70,990	87,602		22,708	12,29,594		10,45,862	9,012	3,733	4,17,068
1869	1,09,579	1,25,691	28,318	12,51,429	8,57,426	8,312	5,634	3,25,637	3,81,868	
1870	1,32,202	1,12,498	30,898	13,73,987	8,29,784	8,046	10,854	4,24,905	4,46,167	
1871	1,32,858	1,12,861	31,361	16,11,527	7,84,485	6,482	7,768	5,90,879	7,948	4,75,704	
1872	1,15,980	1,38,354	24,485	12,62,987	7,81,854	*	7,221	3,27,309	9,321	2,52,571	
1873	1,16,675	1,41,308	20,846	10,70,219	7,96,880	"	6,996	3,40,892	10,000	"	8,08,270	
1874	1,11,860	1,29,028	25,316	10,53,829	7,38,183	"	8,080	2,44,325	10,000	8,9,028	
1875	1,13,903	1,36,708	30,068	9,90,091	7,42,958	"	8,691	3,52,920	10,000	32,000	7,15,561	
1876	1,09,189	1,42,287	37,754	9,70,196	7,07,681	11,157	3,57,784	10,000	26,000	7,09,127	
1877	1,10,164	1,48,673	24,193	8,96,548	7,49,550	8,801	3,54,585	10,000	39,000	6,27,792	
1878	1,15,897	1,44,487	27,517	8,13,087	7,90,481	8,008	3,61,661	15,000	39,000	8,66,223	
1879	1,21,997	1,34,872	33,980	8,35,687	8,04,295	12,084	3,64,304	17,000	34,000	6,91,908	
1880	1,28,432	1,37,726	24,300	8,86,191	7,32,410	7,749	3,59,166	17,500	36,000	6,42,880	
1881	1,26,951	1,52,107	23,343	9,16,659	7,98,021	8,608	3,57,752	17,500	30,485	7,47,200	
For 15 months, i.e., from 1st January 1862 to 31st March 1883, the calendar												
1862-83	1,82,716	1,87,868	73,665	14,01,108	10,14,789	12,803	4,54,084	28,125	34,948	12,38,882	
1863-84	2,01,021	1,48,317	53,889	10,55,838	9,16,816	40,833	3,62,508	22,500	27,932	8,12,061	
1864-85	1,65,288	2,64,917	64,977	11,51,651	9,19,867	23,298	2,61,748	22,500	34,513	7,27,608	
1865-86	1,66,827	1,84,717	43,364	12,34,529	8,98,607	18,318	3,59,223	22,700	31,949	7,87,627	
1866-87	1,78,930	2,17,134	79,904	13,08,859	10,10,118	19,133	2,61,914	32,804	49,366	8,93,558	
1867-88	1,70,045	2,12,133	69,070	13,64,893	10,75,735	30,531	2,61,848	1,24,716	40,753	23,27,682	
1868-89	1,69,223	1,98,820	1,12,328	14,91,041	11,66,410	19,470	2,69,140	50,982	36,837	14,90,115	
1869-90	1,77,138	1,92,643	98,907	13,62,341	11,96,377	39,139	2,38,285	60,358	35,246	14,35,711	
1890-91	1,82,198	2,28,354	1,29,291	15,92,034	13,02,064	32,117	2,58,285	68,646	58,601	15,52,199	
1891-92	1,91,023	2,41,002	88,671	15,92,073	12,92,529	38,890	2,58,285	60,722	50,284	16,37,405	
1892-93	1,90,926	2,52,123	1,47,694	17,72,612	13,01,563	29,846	3,68,625	87,565	49,576	21,97,233	
1893-94	2,29,517	2,42,418	1,06,315	16,41,703	13,39,614	37,500	3,30,372	68,015	52,476	21,27,457	
1894-95	2,11,621	2,47,771	1,14,144	16,67,895	13,70,168	46,568	3,74,022	87,290	61,456	20,26,571	
1895-96	1,98,317	2,40,990	1,15,991	17,31,317	13,75,284	48,452	5,01,096	88,481	56,260	21,19,661	
1896-97	1,99,641	2,48,159	1,07,654	15,55,649	14,09,867	53,601	5,51,686	88,889	59,101	20,56,122	
1897-98	2,14,792	2,50,483	1,18,508	16,10,387	15,86,633	70,086	5,00,000	1,02,624	54,233	22,60,671	
1898-99	2,10,380	2,57,182	1,09,076	14,19,617	16,39,174	56,366	5,01,013	1,14,776	55,201	2,41,139	
1899-1900	1,97,643	2,79,850	1,17,038	15,01,398	20,20,444	66,034	3,00,000	1,11,990	54,997	23,40,219	

* Combined with Controller's Office.

No. 20.

year 1865 to the year 1934-35.

Contribution to the Bombay Improvement Trust.	Public Gardens.	Stores, Plant and Live Stock.	Municipal Building Fund.	Road Improvement Fund.	Investments Fund.	Plague Expenses.	Miscellaneous.	Total.	Year.	Five years' average annual expenditure.	
Rs.	Rs.	Rs.	Rs.	Rs.	Rs.	Rs.	Rs.	Rs.		Rs.	
.....	5,10,250	1,17,848	49,89,323	1865	} 35,77,903	
.....	82,059	1,25,340	38,01,922	1866		
.....	270,845	1,49,422	42,16,348	1867		
.....	3,32,722	37,775	34,77,058	1868		
.....	42,664	31,31,368	1869		
.....	22,410	25,92,188	1870	} 32,82,506	
.....	52,212	28,04,661	1871		
.....	27,373	(a) 1,57,332	21,15,988	1872		
.....	11,857	22,254	20,44,677	1873		
.....	14,473	46,648	29,80,662	1874		
.....	18,232	(b) 1,19,861	22,66,027	1875	} 21,62,669	
.....	21,688	47,696	21,60,426	1876		
.....	20,221	50,589	20,52,522	1877		
.....	21,190	71,102	22,70,224	1878		
.....	17,709	51,791	21,11,122	1879		
.....	20,786	44,321	20,57,992	1880	} 28,61,443	
.....	19,463	2,50,000	(c) 2,52,522	27,92,372	1881		
year being changed to the financial year, the expenditure was:-											
.....	25,939	50,000	19,000	28,740	47,52,022	1882-83		} 46,51,951
.....	20,262	20,000	22,924	27,15,212	1883-84		
.....	22,738	801	(d) 2,11,150	28,21,020	1884-85		
.....	23,864	99,199	96,226	40,66,940	1885-86		
.....	36,326	49,779	87,562	41,73,362	1886-87		
.....	42,123	50,221	22,426	58,12,690	1887-88	} 62,60,972	
.....	48,939	55,377	(e) 1,12,316	52,01,256	1888-89		
.....	65,122	24,469	2,000	58,552	50,42,408	1889-90		
.....	87,802	28,907	2,112	(f) 1,25,807	56,54,861	1890-91		
.....	77,223	27,905	2,274	2,07,780	57,32,072	1891-92		
.....	92,964	2,286	22,566	65,45,512	1892-93	} 71,37,147	
.....	(f) 2,80,463	5,64,372	29,221	69,62,928	1893-94		
.....	93,969	44,066	28,422	62,72,466	1894-95		
.....	64,022	1,46,180	18,519	67,02,516	1895-96		
.....	80,812	1,42,601	4,37,055	22,302	70,04,742	1896-97		
.....	71,447	26,476	5,00,000	1,20,712	74,26,969	1897-98	} 75,29,026	
.....	74,959	27,422	-5,00,000	(g) { 2,12,546 19,672	72,29,026	1898-99		
.....	76,250	25,212	-43,894	22,222	72,92,420	1899-1900		

- (a) Includes write-off of loss in stores of Rs. 1,45,992.
- (b) Includes Rs. 50,000 for visit of H. R. H. the Prince of Wales.
- (c) Includes special adjustment of Rs. 2,24,527 for arranging the different loan fund.
- (d) Includes loss of Rs. 1,34,774 on the sale of the Panvel Brick Factory.
- (e) Includes Rs. 62,048 for loss on sale of investments.
- (f) Includes Rs. 1,94,565 for land acquired.
- (g) Write-off on account of frontage lands at Agripada.

Year.	General Superintendence.	Assessment and Collection.	Fire Brigade.	Public Works (Engineering) Department.	Public Health Department.	General Stores.	Pensions and Gratuities and Provident Fund.	Police Charges.	Education.	Medical Relief.	Debt.
	Rs.	Rs.	Rs.	Rs.	Rs.	Rs.	Rs.	Rs.	Rs.	Rs.	Rs.
1900-01	2,38,044	3,26,719	1,18,639	17,01,178	21,88,479	76,939	6,02,458	1,11,980	58,977	35,08,811
1901-02	2,18,686	2,94,004	1,21,738	15,71,487	20,07,064	..	76,440	5,00,032	1,12,513	57,000	26,56,565
1902-03	2,16,767	2,92,939	1,10,182	15,80,956	20,05,939	68,852	5,97,504	1,10,474	56,290	27,11,361
1903-04	2,34,068	2,98,459	1,24,119	16,65,761	19,73,274	57,487	5,00,881	1,12,858	54,625	29,18,567
1904-05	2,29,315	2,18,017	1,34,383	18,81,089	18,46,402	18,904	74,334	5,01,076	1,59,768	57,000	28,39,468
1905-06	2,48,608	3,24,580	1,28,988	19,54,844	19,91,160	19,269	71,778	5,00,000	1,61,420	57,608	29,82,971
1906-07	2,06,306	3,29,331	1,28,015	19,39,465	21,46,791	27,369	75,305	5,01,882	1,65,815	56,219	31,77,715
1907-08	2,59,564	3,66,403	1,62,574	21,17,300	22,67,708	31,326	74,395	1,38,450	2,65,850	4,50,151	32,26,948
1908-09	2,71,046	3,73,654	1,71,929	23,92,891	24,34,003	39,456	65,023	2,76,686	4,64,535	32,98,247
1909-10	3,09,102	3,69,460	1,66,969	22,86,781	23,64,080	30,859	69,817	2,93,256	4,62,579	33,77,184
1910-11	2,89,088	3,85,546	1,68,087	24,16,382	21,08,537	31,068	64,264	..	4,17,124	4,64,416	36,07,569
1911-12	2,92,600	3,75,204	1,79,378	24,57,700	21,40,656	33,054	66,701	4,20,811	4,72,858	37,14,629
1912-13	3,14,525	4,40,806	2,27,304	25,53,084	23,18,541	34,069	68,913	4,18,511	4,46,160	38,43,897
1913-14	3,11,639	4,41,694	1,66,104	29,41,742	23,00,128	35,094	1,07,499	4,85,265	4,41,840	34,34,230
1914-15	3,13,576	4,16,898	1,85,577	30,02,430	23,15,264	39,771	1,11,204	5,03,224	4,39,260	37,62,252
1915-16	3,19,660	4,31,638	1,92,455	31,12,184	23,98,411	32,277	1,15,167	5,43,346	4,37,810	39,34,321
1916-17	3,39,014	4,92,398	1,92,598	31,61,770	25,23,355	40,598	1,44,530	5,91,873	4,35,960	44,11,104
1917-18	3,50,182	5,33,326	2,22,312	32,75,895	25,52,839	44,085	1,75,980	7,81,695	4,36,570	41,86,164
1918-19	3,78,723	5,29,127	2,57,944	39,46,954	31,27,671	48,329	1,64,955	9,27,207	4,89,328	44,30,260
19-20	4,18,182	5,21,773	2,82,962	49,15,090	36,28,028	46,227	1,88,988	18,32,793	4,61,263	48,05,114
1920-21	4,18,550	5,87,191	3,20,709	49,52,258	39,59,741	60,316	2,13,660	16,87,813	4,86,216	46,78,735
1921-22	4,86,442	6,18,675	3,04,334	1,01,66,772	47,69,343	76,404	(s)	20,39,048	9,01,571	(s)
1922-23	4,81,031	6,86,432	3,02,392	1,27,64,437	48,94,512	90,079	(s)	22,72,762	9,68,038	(s)
1923-24	4,90,787	6,88,833	3,79,944	68,66,567	47,27,050	85,356	3,62,353	25,08,832	8,96,582	1,00,90,945
1924-25	5,04,817	7,04,573	3,40,488	59,80,661	46,40,430	75,167	4,04,919	25,32,656	9,02,884	1,08,14,589
1925-26	5,82,711	8,90,166	3,51,624	53,91,121	41,97,577	76,718	4,72,664	27,92,373	9,81,956	1,08,88,980
1926-27	5,34,807	7,99,867	3,27,018	52,80,276	41,56,258	70,566	4,88,346	31,13,302	14,44,718	1,08,41,161
1927-28	5,36,542	6,94,727	3,16,612	54,95,145	41,63,376	75,421	5,81,223	30,55,361	15,86,687	1,12,89,224
1928-29	5,40,173	5,61,208	3,35,320	55,13,018	41,28,598	68,565	6,53,237	29,47,784	16,27,649	1,21,36,185
1929-30	4,71,487	5,91,474	3,54,367	55,31,919	40,74,206	66,157	6,83,457	31,10,455	16,90,798	1,30,34,567
1930-31	4,58,414	5,10,305	3,37,520	61,49,678	35,78,522	68,384	7,26,679	29,97,740	18,23,641	1,29,85,715
1931-32	4,44,031	4,86,855	3,18,432	57,46,117	32,51,075	64,978	7,78,661	31,20,478	17,40,480	1,32,51,618
1932-33	3,85,088	4,66,482	3,02,499	55,83,550	31,25,898	62,292	8,16,812	32,45,592	17,13,017	1,33,53,226
1933-34	3,77,708	4,58,593	2,99,016	53,90,313	29,83,376	61,293	9,48,829	32,30,720	16,56,005	1,32,22,310
1934-35	3,12,069	4,53,999	2,94,402	50,65,619	29,08,983	62,330	9,85,621	32,02,997	16,48,684	1,25,93,943

† Inclusive of Rs. 4,58,641 on account of Markets and Slaughter Houses and Rs. 26,147 on account of Census.

M. R. TAMBE,
Chief Accountant.

No. 20—concluded.

Contribution to the Bombay Improvement Trust.	Public Gardens.	Stores, Plant and Live Stock.	Municipal Building Fund.	Loan works Establishment.	Investments Fund.	Plague Expenses.	Miscellaneous.	Total.	Year.	Five years' average annual expenditure.
Rs.	Rs.	Rs.	Rs.	Rs.	Rs.	Rs.	Rs.	Rs.		
1,74,605	69,870	58,400	—922	1,26,444	85,84,088	1900-01	84,57,894
4,81,000	57,688	59,359	28,495	82,26,458	1901-02	
8,00,000	88,874	58,138	78,134	84,59,598	1902-03	
3,50,000	67,422	32,365	34,006	84,21,390	1903-04	
2,50,000	66,092	55,399	1,81,930	57,512	85,91,618	1904-05	1,02,91,321
2,50,500	64,751	39,377	2,26,538	(h) 3,63,359	92,74,349	1905-06	
8,00,000	64,735	32,636	2,42,044	12,945	95,20,790	1906-07	
2,66,981	75,158	44,448	1,95,517	1,30,930	1,01,89,301	1907-08	
4,50,000	92,905	47,848	2,23,228	37,927	1,06,30,138	1908-09	1,17,90,028
7,80,000	98,964	1,21,917	2,00,915	(i) 2,65,178	1,13,97,050	1909-10	
8,35,000	91,210	49,478	1,87,234	1,21,809	1,12,81,872	1910-11	
9,86,000	76,091	67,653	1,55,908	1,25,274	(j) 1,14,84,662	1911-12	
9,23,000	88,982	16,000	1,47,766	2,25,822	(k) 1,16,81,587	1912-13	1,17,90,028
9,23,092	91,688	10,000	1,24,682	2,16,193	(l) 1,20,48,926	1913-14	
9,76,928	92,295	10,000	1,27,633	1,59,869	(m) 1,26,58,191	1914-15	
10,17,420	89,738	10,000	1,22,912	(n) 1,24,031	1,28,03,870	1915-16	
11,31,289	90,490	(p) 3,08,138	1,29,958	(o) 2,37,230	1,42,14,292	1916-17	1,58,28,076
10,98,118	81,555	(q) 51,899	1,32,160	2,59,492	1,42,61,391	1917-18	
11,52,687	93,085	(r) 17,320	1,29,306	13,88,060	1,70,26,649	1918-19	
15,19,780	87,198	(s) 20,989	1,18,404	10,57,511	1,98,09,277	1919-20	
15,71,248	1,28,196	(t) 1,69,813	1,24,591	8,95,154	2,02,02,301	1920-21	1,58,57,168
15,76,574	2,21,288	(u) 2,68,427	1,16,886	2,25,638	2,24,64,954	1921-22	
17,85,007	2,34,769	8,18,838	1,20,289	11,77,228	2,61,61,439	1922-23	
19,07,255	1,59,167	70,044	1,12,280	7,16,308	2,89,80,088	1923-24	
20,27,974	1,62,449	1,03,848	7,28,144	3,00,57,096	1924-25	1,58,57,168
22,28,470	1,62,147	91,674	6,23,884	2,90,97,688	1925-26	
22,39,225	1,86,412	26,011	74,216	6,70,844	3,01,62,558	1926-27	
23,11,081	1,67,067	4,31,527	84,089	6,57,843	3,14,45,875	1927-28	
23,02,180	1,76,614	3,75,910	72,394	(v) 13,16,393	2,27,50,278	1928-29	2,22,63,192
22,92,678	1,76,841	2,47,292	76,836	5,88,300	2,80,00,829	1929-30	
23,10,873	1,88,454	64,990	4,46,937	2,26,47,552	1930-31	
23,54,568	1,78,268	66,628	5,26,542	2,23,28,729	1931-32	
23,52,242	1,57,884	65,982	5,33,568	2,21,69,117	1932-33	2,22,63,192
(o) 32,84,740	1,57,141	67,759	4,43,796	2,25,51,599	1933-34	
39,39,680	1,45,748	69,068	5,32,016	2,16,19,069	1934-35	

- (h) Includes contribution of Rs. 3,00,000 towards celebrating the visit of H. R. H. the Prince and Princess of Wales.
- (i) Includes charges for Grain Compensation and Local Allowance and the loss sustained in the sale of unserviceable stores written off.
- (j) Excludes Rs. 5,00,000 transferred from revenue for writing off a portion of the Plague expenditure advanced from Loan Funds.
- (k) Excludes Rs. 3,10,033 transferred from revenue for writing off a portion of the Plague expenditure advanced from Loan Funds as well as the amount of investments of interest realized on Sinking and Special Funds.
- (l) Excludes Rs. 1,00,000 transferred from revenue for writing off the balance of the Plague expenditure advanced from Loan Funds as well as the amount of investment of interest realised on Sinking and Special Funds.
- (m) Excludes Rs. 35,455 being the write of the proportionate cost (paid out of Loan Funds) of the Halalkhore's Chawls at Vincent Road sold to the City Improvement Trust as well as the amount of investment interest realized on Sinking and Special Funds.
- (n) Includes Rs. 25,000 being the contribution toward the cost of cadastral survey of the town and island of Bombay.

- (o) This includes Rs. 1,20,312 on account of discount on the conversion of 8 per cent. or 3½ per cent. Government Paper into 4 per cent. conversion loan of 1916-17.
- (p) This includes Rs. 2,98,135 being the amount of investment on account of sale-proceeds of Municipal lands into Municipal Land and Building Fund.
- (q) This includes Rs. 41,399 Rs. 7,320 and Rs. 10,968 being the amount of investment on account of sale proceeds of Municipal Lands into Municipal Land and Building Fund.
- (r) This includes Rs. 1,59,813 do do do.
- (s) As the Expenditure on Pensions and gratuities, &c., and Municipal Debt is allocated according to different service heads, no expenditure appears under these heads.
- (t) This includes Rs. 2,53,427 on account of sale proceeds of Municipal land to be transferred to Land and Building Fund.
- (u) Includes Rs. 7,00,000 being the contribution for Bai Jertal Wadia Hospital for children.
- (v) Includes Rs. 10,94,913 on account of increased contribution payable towards Improvement Schemes due to the amalgamation of the City Improvement Trust with the Municipality with effect from 1-10-1933 under Bombay Act XIII of 1933.

L. H. TAUNTON,

Municipal Commissioner.

Appendix No. 21.
CONTRASTED STATEMENT OF INCOME AND EXPENDITURE OF THE
BOMBAY MUNICIPALITY FROM 1865 TO 1934-35.

YEAR.	Income.	Expenditure.	DIFFERENCE.	
			Surplus.	Deficit.
	Rs.	Rs.	Rs.	Rs.
1865	23,63,787	49,59,333	25,95,546
1866	29,14,672	36,01,922	6,87,250
1867	30,40,524	42,16,346	11,75,822
1868	38,52,674	34,77,058	3,75,616
1869	33,98,226	31,31,358	2,61,868
1870	33,07,749	33,92,185	84,436
1871	28,71,160	38,04,661	9,33,501
1872	30,48,331	31,15,888	67,557
1873	33,24,108	30,44,577	2,79,531
1874	29,81,322	29,90,663	9,341
1875	31,43,526	32,65,027	1,21,501
1876	31,77,723	31,60,438	17,285
1877	32,41,452	30,36,535	2,04,917
1878	31,45,153	32,70,224	1,25,071
1879	33,41,174	31,11,122	2,30,052
1880	32,51,870	30,57,992	1,93,878
1881	38,73,694	37,98,872	74,822
1-1-1882 to 31-3-1883	46,12,240	47,53,632	1,41,392
1883-1884	37,37,272	37,15,812	21,460
1884-1885	42,13,868	38,81,020	3,32,848
1885-1886	44,73,973	40,66,940	4,07,033
1886-1887	49,01,814	41,76,362	7,25,452
1887-1888	51,66,530	58,12,690	6,46,160
1888-1889	49,66,193	52,01,258	2,35,065
1889-1890	53,42,169	50,42,405	2,99,764
1890-1891	61,65,901	56,84,861	4,81,040
1891-1892	62,33,183	57,82,073	4,51,110
1892-1893	66,72,943	65,45,512	1,27,431
1893-1894	67,62,695	69,63,928	2,01,233
1894-1895	65,39,372	63,73,486	1,65,886
1895-1896	67,61,710	67,02,516	59,194
1896-1897	62,08,978	70,04,743	7,95,765
1897-1898	71,45,560	74,96,969	3,51,409
1898-1899	71,61,911	73,39,026	1,77,115
1899-1900	88,29,817	73,92,480	14,37,337
1900-1901	84,02,848	85,84,058	1,81,210
1901-1902	77,66,729	82,26,458	4,59,729
1902-1903	81,75,688	84,53,398	2,77,710
1903-1904	84,32,625	84,31,390	51,235
1904-1905	93,36,111	85,91,618	7,14,493
1905-1906	90,92,539	93,74,242	2,81,703
1906-1907	96,48,501	95,20,790	1,27,711
1907-1908	98,89,324	1,01,89,201	2,99,877
1908-1909	1,02,86,048	1,06,30,126	3,44,078
1909-1910	1,12,13,864	1,13,97,050	1,83,186
1910-1911	1,21,96,149	1,12,81,872	9,14,277
1911-1912	1,26,55,789	* 1,14,84,562	11,71,227
1912-1913	1,27,41,589	(a) 1,16,81,587	10,60,002
1913-1914	1,28,76,501	(b) 1,20,48,926	8,27,575
1914-1915	1,24,13,366	(c) 1,24,53,191	39,825
1915-1916	1,38,31,070	1,28,03,870	10,27,200
1916-1917	1,40,48,739	1,42,14,292	1,65,553
1917-1918	1,48,29,386	1,42,61,391	5,67,995
1918-1919	1,73,74,184	1,70,26,648	3,47,536
1919-1920	1,83,16,927	1,83,09,277	7,650
1920-1921	2,01,43,197	2,02,02,301	59,104
1921-1922	2,31,47,009	2,24,64,954	6,82,055
1922-1923	2,67,53,463	2,61,61,439	5,92,024
1923-1924	2,79,21,509	2,89,50,053	10,28,544
1924-1925	3,02,15,121	3,00,57,096	1,58,025
1925-1926	3,05,31,359	2,90,87,636	14,43,723
1926-1927	3,21,35,697	3,01,62,656	19,73,041
1927-1928	3,17,08,288	3,14,45,875	2,62,413
1928-1929	3,15,33,383	3,27,50,278	12,16,895
1929-1930	3,31,40,098	3,30,00,829	1,39,269
1930-1931	3,20,46,672	3,26,47,552	6,00,880
1931-1932	3,19,14,176	3,23,28,729	4,14,553
1932-1933	3,00,02,381	3,21,69,117	21,66,736
1933-1934	3,14,15,971	3,25,51,599	11,35,628
1934-1935	3,19,33,106	3,16,19,059	3,14,047

* This is exclusive of Rs. 5,00,000 utilised towards writing off a portion of the Plague expenditure.

(a) Do. " 3,10,052-7-4 do. do. do.

(b) Do. " 1,00,000 do. do. do.

(c) This is exclusive of Rs. 35,455 being the write off of the proportionate cost (paid out of Loan Funds) of the Malakhore chawl at Vincent Road sold to the City Improvement Trust.

M. R. TAMBE,
Chief Accountant.

L. H. TAUNTON,
Municipal Commissioner.

Appendix No. 22.**IMPROVEMENT SCHEMES.***General Financial Statistics.*

Particulars.	1930-31.	1931-32.	1932-33.	1933-34.	1934-35.
	Rs.	Rs.	Rs.	Rs.	Rs.
<i>General Account Receipts.</i>					
1. Land Revenue	50,41,886	49,28,638	49,33,248	49,15,892	50,88,646
2. Municipal contribution ..	23,10,873	23,54,568	23,52,242	32,84,740	33,39,680
3. Tobacco Duty	7,43,000	11,42,753	10,95,450
4. Miscellaneous	2,95,778	1,46,405	1,18,275	3,92,648	3,27,001
	76,48,537	74,29,611	81,46,765	97,36,033	98,50,838
<i>Expenditure.</i>					
5. Maintenance of Properties and Streets	13,84,100	13,83,663	14,77,648	11,86,700	13,80,762
6. Debt Charges	92,11,116	84,27,273	96,63,736	98,23,000	98,55,086
7. Miscellaneous	1,116	626	86	1,685
	1,05,96,332	1,08,11,562	1,11,41,470	1,10,11,385	1,12,36,448
8. Deficits	29,47,795	33,81,951	29,94,705	12,75,352	13,85,610
<i>Loans.</i>					
9. Debt outstanding	16,26,04,533	16,89,40,641	17,07,29,550	17,21,87,876	17,21,50,896
10. Redemption and Sinking Funds in hand or invested	1,47,53,946	1,61,26,541	1,75,67,684	1,91,09,981	2,07,26,735
11. Net Loan Debt	14,78,50,587	15,28,14,100	15,31,61,866	15,30,57,895	15,14,24,161

M. R. TAMBE,

Chief Accountant.

I. H. TAUNTON,

Municipal Commissioner.

Appendix No. 23.
IMPROVEMENT SCHEMES.

General Account for the year ended 31st March 1935.

Particulars.	Amount.	Particulars.	Amount
	Rs. a. p.		Rs. a. p.
Revenue Expenditure as per Appendix No. 25	1,12,36,447 15 10	By Revenue Receipts as per Appendix No. 24	98,50,837 14 4
		„ Balance being deficit for the year (transferred to capital A/c Balance Sheet Appendix No. 26)	13,85,610 1 6
	1,12,36,447 15 10		1,12,36,447 15 10

M. R. TAMBE,
Chief Accountant.

I. H. TAUNTON,
Municipal Commissioner.

Appendix
IMPROVEMENT
GENERAL
IN

Statement showing the net Receipts during the Financial year 1934-1935 from all Estimate and the

Actuals for 1933-34.	PARTICULARS.	Actuals for 1934-35.	Budget Estimate for 1934-35.	Revised Estimate for 1934-35.
1	2	3	4	5
Rs. a. p.	c	Rs. a. p.	Rs. a. p.	Rs. a. p.
	I.—RENTS AND OTHER PROCEEDS OF PROPERTIES.			
3,59,457 15 3	1, Lands comprised in Schedule W ..	3,53,418 5 10	3,62,386 0 0	3,62,188 0 0
1,26,025 14 8	2, " " " X C.	1,23,857 2 8	1,32,319 0 0	1,32,045 0 0
1,07,531 13 11	3, " " " Y ..	1,04,524 2 6	1,07,736 0 0	1,07,736 0 0
204 4 4	4, " " " Z ..	204 4 4	204 0 0	204 0 0
43,22,672 3 2	5, Other Lands and Buildings	45,06,642 2 8	44,96,425 0 0	45,48,878 0 0
49,15,892 1 4		50,88,646 2 0	50,99,070 0 0	51,51,051 0 0
32,84,740 0 3	II.—Contribution from the Municipal Corporation under Section 125 (2) (d) of the Municipal Act	33,39,679 8 6	34,34,887 0 0	33,40,000 0 0
11,42,752 9 0	III.—Receipts on account of Tobacco Duty	10,95,449 15 11	9,69,000 0 0	10,65,000 0 0
3,90,386 2 7	IV.—Interest and Profit on Investments..	3,25,834 3 0	2,85,000 0 0	2,85,000 0 0
2,261 15 5	V.—Miscellaneous Receipts	1,228 0 11	528 0 0
†97,36,032 12 7	Total Income Rupees ..	98,50,837 14 4	97,87,957 0 0	98,41,579 0 0

† Excluding Rs. 3,05,657-3-1 being the contribution from Capital A/c. on account of proportionate cost of Management & Establishment.

M. R. TAMBE,
Chief Accountant.

No. 24

SCHEMES.

ACCOUNT.

COME.

sources as Contrasted with the Actuals for 1933-1934, the Original Budget Revised Estimate.

Compared with the actuals for 1933-34.		Compared with the original Estimate.		Compared with the revised Estimate.	
Increase.	Decrease.	More.	Less.	More.	Less.
6	7	8	9	10	11
Rs. a. p.	Rs. a. p.	Rs. a. p.	Rs. a. p.	Rs. a. p.	Rs. a. p.
.....	6,039 9 5	8,967 10 2	8,769 10 6
.....	2,168 12 0	8,461 13 4	8,187 13 4
.....	3,007 11 5	3,211 13 6	3,211 13 6
.....	0 4 4	0 4 4
1,83,970 1 6	10,217 2 8	42,235 13 4
1,83,970 1 6	11,218 0 10	10,217 7 0	20,641 5 0	0 4 4	62,405 2 4
54,939 8 3	95,207 7 6	320 7 6
.....	47,302 9 1	1,26,449 15 11	30,449 15 11
.....	64,551 15 7	40,834 3 0	40,834 3 0
.....	1,033 14 6	1,228 0 11	700 0 11
2,38,909 9 9	1,24,104 8 0	1,78,729 10 10	1,15,848 12 6	71,984 8 2	62,725 9 10

I. H. TAUNTON,
Municipal Commissioner.

APPENDIX
IMPROVEMENT

GENERAL

EXPEN

Statement showing the Actuals as compared with

Actuals for 1933-34.	PARTICULARS.	Actuals for 1934-35.	Final grants sanctioned for Expenditure during 1934-35.
1	2	3	4
Rs. a. p.		Rs. a. p.	Rs. a. p.
	A.—MAINTENANCE OF PROPERTIES & STREETS.		
	(a) Maintenance of Properties—		
24,150 0 6	I.—Lands Comprised in Schedule W..	53,494 5 2	54,623 2 6
9,436 4 1	II.—Lands Comprised in Schedule X..	19,111 5 7	20,074 11 9
4,808 4 0	III.—Lands Comprised in Schedule Y..	15,185 4 9	15,256 4 9
8 15 0	IV.—Lands Comprised in Schedule Z..	29 12 10	29 12 10
	V.—Other Lands and Buildings—		
6,45,133 5 6	(1) Schemes	7,51,179 1 4	7,63,321 2 0
4,07,033 13 10	(2) Chawls Permanent	4,24,795 13 6	4,30,556 2 2
38,122 1 0	(3) S. P. Sheds	61,159 1 8	70,605 15 9
.....	Special Demand for sanitary requirements..	2,500 0 0
58,007 4 0	(b) Maintenance of Streets	55,807 2 10	74,786 0 0
11,86,699 15 11		13,80,761 15 8	14,31,753 3 9
	B.—COST OF MANAGEMENT & ESTABLISHMENT.		
.....	(a) Corporation & Standing Committee	8,270 0 9	
30,074 15 3	(b) Dy. Municipal Commissioner's Office Estab- lishment	22,837 3 1	
1,10,608 3 5	(c) Audit & Accounts Establishment..	45,005 4 6	
3,13,041 14 0	(d) Estate & Land Manager's Department ..	2,67,605 5 9	6,64,260 0 0
1,43,895 5 10	(e) City Engineer's Department	1,06,858 0 9	
.....	(f) General Stores	3,393 1 0	
1,02,040 12 1	(g) Incidental Expenses	85,567 3 3	
16,340 0 0	(h) Terminal Charges	44,117 5 0	
30,866 5 8	D.—Proportionate charge on account of Municipal Supervision	71,771 3 8
(fr. 39,928 14 2			
7,07,038 10 1	Total B.—Cost of Management & Establishment	6,55,424 11 9	6,64,260 0 0
3,05,657 3 1	Less.—Charged to Capital Account. 47,065 10 0		
4,91,381 7 0	Do. General Account. 6,08,359 1 9		
7,07,038 10 1		6,55,424 11 9	6,64,260 0 0
	
	C.—DEBT CHARGES.		
90,93,214 10 11	I.—Interest on Loans	91,12,862 13 2	93,55,999 4 0
7,29,785 3 0	II.—Appropriation for reduction or avoid- ance of Debt	7,42,823 3 0	7,42,823 11 0
98,22,999 13 11	Total C.—Debt Charges	98,55,686 0 2	1,00,98,822 15 0
1,685 0 0	Miscellaneous Unclaimed Deposits (paid)
† 1,10,11,384 13 10	Grand Total	1,12,36,447 15 10	1,15,30,576 2 9

† Excluding Rs. 3,05,657-3-1 being proportionate charge on account of cost of Management and Establishment chargeable to Capital Account.

M. R. TAMBE.
Chief Accountant.

No. 25.

SCHEMES.

ACCOUNT.

DISBURSEMENT.

the Final Sanctioned Grants for 1934-1935 and the Actuals for the preceding year.

Final grants compared with the Actuals.			Compared with the Actuals of 1933-34.	
Balance Unexpended.	Required to be renewed in 1935-36.	Savings.	Increase.	Decrease.
5	6	7	8	9
Rs. a. p.	Rs. a. p.	Rs. a. p.	Rs. a. p.	Rs. a. p.
1,128 13 4	1,128 13 4	29,344 4 8
983 6 2	983 6 2	9,675 1 6
71 0 0	71 0 0	10,377 0 9
.....	20 13 10
12,142 0 8	240 0 0	11,902 0 8	1,06,045 11 10
5,760 4 8	624 0 0	5,136 4 8	17,761 15 8
9,446 14 1	6,048 0 0	3,398 14 1	23,037 0 8
2,500 0 0	4,477 0 0	14,501 13 2
18,578 13 2	2,500 0 0	2,200 1 2
50,991 4 1	11,389 0 0	39,602 4 1	1,96,262 0 11	2,200 1 2
.....	* 29,983 0 0	* -29,983 0 0
80,006 7 11	29,983 0 0	50,023 7 11	51,613 14 4
-71,771 3 8	-71,771 3 8
8,835 4 3	29,983 0 0	-21,147 11 9	51,613 14 4
8,835 4 3	29,983 0 0	-21,147 11 9	51,613 14 4
.....
2,43,136 6 10	88,508 0 0	1,54,628 6 10	19,648 2 3
0 8 0	0 8 0	13,038 0 0
2,43,136 14 10	88,508 0 0	1,54,628 14 10	32,686 2 3
.....	1,685 0 0
2,94,128 2 11	1,29,890 0 0	1,64,248 2 11	2,28,948 3 2	3,885 1 2

* Rs. 29,983 represent expenditure on 'B'—Cost of Management and Establishment to be allocated at the end of the year.

I. H. TAUNTON,
Municipal Commissioner.

Appendix
IMPROVEMENT

Balance Sheet—(Capital Account)

LIABILITIES—	Rs.	a.	p.	Rs.	a.	p.
LOANS OUTSTANDING—						
<i>(Vide details as shown in Appendix No. 30)</i>						17,21,50,895 10 0
Book value of lands comprised in Schedules "W" and "X"						47,96,418 0 0
SURPLUS—						
Special grants from the Government of India				54,00,000	0	0
Sale proceeds of Lands and Buildings—						
Sale proceeds upto 31st March 1934	Rs.		a. p.			
				2,69,65,439	9	8
Sale proceeds during 1934-1935				17,608	12	4
				2,78,83,045	6	0
Sinking Fund on Loans				2,07,26,734	11	5
Loans Redemption Fund				43,104	6	0
				2,07,69,839	1	5
				5,40,52,884	7	5
Deduct—						
Revenue Deficits—						
Deficits upto 31st March 1934				1,59,58,370	7	6
Deficit during 1934-1935				13,85,610	1	6
				1,73,43,980	9	0
						3,67,08,903 14 5
				Total Rs.		21,36,56,217 8 5

† This includes Rs. 11,091, being the first instalment on account of the repayment of principal amount due on 31st March 1933 in respect of the advance of Rs. 35 lakhs taken from Government by the Bombay Improvement Trust on 31st March 1932. Although the amount was paid to Government on the due date, a corresponding debit was not raised in the Trust Account for 1932-33 under General Account against the budget provision which was allowed to lapse. The necessary funds were obtained and entry passed in the accounts for 1934-35.

M. R. TAMBE,
Chief Accountant.

No. 26.

SCHEMES.

as at 31st March 1935.

ASSETS—				Ra.	a.	p.					
Block Account—											
Property and Assets at original cost as per Appendix No. 27				18,35,75,650	4	7					
Book value of lands comprised in Schedules "W" and "X" as per Appendix No. 28. (Section 91 A of the Municipal Act)				47,06,418	0	0					
		In Securities.		In Cash.							
		Face Value.	Actual Cost.	Cash Deposits.							
SINKING FUNDS—											
As per Appendix No. 29		Ra.	Ra.	a.	p.	Ra.	a.	p.			
		†† 1,98,84,700	2,07,26,345	0	0	389	11	5			
		2,90,800									
CAPITAL FUNDS—											
4 per cent. Loan 1960-70		Ra.	Ra.		a.	p.	Ra.		a.	p.	
		42,700	37,415		14	0					
4½ per cent. Bombay Improvement Trust Debentures		12,50,000	12,50,000		0	0					
6 per cent. Bombay Improvement Trust Debentures		32,69,600	32,69,600		0	0					
Cash with the Imperial Bank of India.							398		10	5	
		45,62,300	45,57,015		14	0	398		10	5	
							₹ 45,57,414		8	5	
							Total Ra.		21,36,56,217	8	5

§§ Against this, there is a liability to the extent of Rs. 1,29,880, on account of outstanding charges for 1934-35 and previous years payable in the year 1935-36. In addition to this, there is a further liability of Rs. 42,58,000 on account of deposit of B. I. T. Debentures with the Government of Bombay as security for certain advances taken from the Government in 1932-33 and 1933-34 for which debentures have not been issued.

†† For Face, Book and Market values of each kind of securities on 31st March 1935, please see Appendix No. 31.

I. H. TAUNTON,

Municipal Commissioner.

Appendix No. 27.

IMPROVEMENT SCHEMES.

Block Account showing details of Capital Expenditure upto 31st March 1935.

Particulars	Capital Expenditure upto 31st March 1934.	Expended during 1934-35.	Total Capital Expenditure upto 31st March 1935.
	Rs. a. p.	Rs. a. p.	Rs. a. p.
CAPITAL ACCOUNT.			
IMPROVEMENT AND STREET SCHEMES—			
Schedule W Lands	12,78,129 4 5	12,78,129 4 5
„ X „	16,21,966 2 6	16,21,966 2 6
„ Z „	8 0 0	8 0 0
Scheme No.			
1 First Nagpada	29,16,098 10 6	29,16,098 10 6
2 Princess Street	85,08,864 9 4	85,08,864 9 4
3 Sandhurst Road	1,13,54,398 14 3	238 15 7	1,13,54,637 13 10
4 Gamdevi	22,88,001 11 9	22,88,001 11 9
5 Dadar-Matunga	5,72,914 2 11	27,092 7 5	96,00,006 10 4
6 Sion-Matunga	92,71,271 0 9	Cr. 2,027 6 6	92,69,243 10 3
7 Colaba Reclamation	4,78,538 1 10	4,78,538 1 10
8 Mandvi Koliwada	26,52,501 4 2	26,52,501 4 2
13 Souter Street Extension—East-wards	68,101 8 5	68,101 8 5
27 Matlow Road	14,07,399 2 4	14,07,399 2 4
29 Nowroji Hill	84,01,084 4 11	15,375 6 9	84,16,459 11 8
30 Souter Street Extension—West-wards	1,30,511 15 4	1,30,511 15 4
31 Parel	86,60,232 14 8	1,08,764 6 2	87,68,997 4 10
32 East Agripada	50,31,536 12 0	24,175 13 11	50,55,712 9 11
33 Bhatwadi	3,28,432 8 4	3,28,432 8 4
36 Lamington Road	2,91,191 6 8	2,91,191 6 8
37 Sydenham Road	1,39,02,085 7 0	17,885 2 6	1,39,19,970 9 6
41 Undria Street	5,62,177 3 3	2,468 4 10	5,64,645 8 1
43 Parel Road Central	38,65,912 1 5	38,65,912 1 5
47 Parel Road Northern	52,43,724 11 9	3,963 10 2	52,47,688 5 11
49 Nepean Sea Road—Reclamation	3,053 7 8	3,053 7 8
50 Mazgaon Street	32,44,470 8 10	190 0 11	32,44,660 9 9
52 Worli Street	2,27,34,122 13 3	Cr. 14,400 5 5	2,27,19,722 7 10
53 Foras Road	36,78,428 12 11	849 4 0	36,79,278 0 11
54 Kolbhatwadi	21,90,539 5 10	21,90,539 5 10
56 Dharavi Street	69,28,459 11 4	2,379 14 5	69,30,839 9 9
57 Sewri-Wadala	1,85,35,080 5 4	Cr. 17,142 10 11	1,85,17,937 10 5
58 Worli Extension	36,40,437 11 6	184 13 8	36,40,622 9 2
59 Sewri Koliwada	5,50,202 7 3	380 1 0	5,50,582 8 3
60 Naigaum Street	71,98,061 4 0	8,486 11 1	72,06,547 15 7
61 Fergusson Road	15,66,190 2 5	15,66,190 2 5
62 Love Lane	16,15,897 3 6	16,15,897 3 6
66 Mahaluxmi	4,77,745 15 3	4,77,745 15 3
69 Widening of Byoulla Bridge	7,20,289 12 8	7,20,289 12 8
71 Chaupati Street	23,381 2 0	23,381 2 0
Chaupati Reclamation	1,889 6 6	1,889 6 6
	17,09,43,332 1 3	1,78,844 9 7	17,11,22,176 10 10
POLICE ACCOMMODATION SCHEMES—			
Scheme No.			
14 First Nagpada	84,449 12 0	84,449 12
16 Wodehouse Road	3,22,666 15 1	3,22,666 15
17 Duncan Road	58,980 10 6	58,980 10 6
18 Shepherd Road	36,223 9 8	36,223 9 8
19 Agripada	1,79,119 10 8	1,79,119 10 8
23 Connaught Road	79,495 9 11	79,495 9 11
24 Princess Street	2,65,953 6 10	2,65,953 6 10
25 Gamdevi	1,29,406 10 1	1,29,406 10 1
34 Lamington Road	4,61,023 13 10	4,61,023 13 10
35 Sandhurst Road West	1,46,104 1 3	1,46,104 1 3
Carried forward	17,63,424 3 10	17,63,424 3 10
Carried forward	17,09,43,332 1 3	1,78,844 9 7	17,11,22,176 10 10

Appendix No. 27 continued.

IMPROVEMENT SCHEMES.

Block Account showing details of Capital Expenditure upto 31st March 1935.

Particulars.	Total Capital Expenditure upto 31st March 1934.			Expended during 1934-35.			Total Capital Expenditure upto 31st March 1935.		
	Rs.	a.	p.	Rs.	a.	p.	Rs.	a.	p.
Brought over	17,09,43,332	1	3	1,78,844	9	7	17,11,22,176	10	10
POLICE ACCOMMODATION SCHEMES—contd.									
Brought over	17,03,424	3	10			17,03,424	3	10
Scheme No.									
39 Sandhurst Road East	7,58,892	9	1			7,58,892	9	1
40 Byculla	8,28,410	10	11			8,28,410	10	11
44 Maharbaudi	2,71,433	9	4			2,71,433	9	4
45 Paltan Road	5,71,491	12	7			5,71,491	12	7
46 Naigaum	5,69,142	0	3			5,69,142	0	3
48 Mahim	4,53,031	9	6			4,53,031	9	6
55 Chinchbunder Road	4,32,656	1	11			4,32,656	1	11
55A Mazagaon	4,53,560	0	9			4,53,560	0	9
63 King's Circle (Matunga)	4,82,184	14	7			4,82,184	14	7
67 Naigaum (for Armed Police and Recruits)..	24,42,031	5	0			24,42,031	5	0
70 Arthur Road	1,58,357	8	0			1,58,357	8	0
	91,84,616	5	9			91,84,616	5	9
MILL COMPANY'S CHAWL SCHEMES—									
Scheme No.									
42 Spring Mills	5,18,990	0	6			5,18,990	0	6
51 Century Mills	1,29,979	10	10			1,29,979	10	10
65 David Mills	2,96,852	7	4			2,96,852	7	4
	9,45,822	2	8			9,45,822	2	8
MISCELLANEOUS—									
Survey of the Island of Bombay	1,06,046	9	11			1,06,046	9	11
Administrative Offices, etc.—									
Building on Esplanade Road near Queen's Statue	3,21,562	11	1			3,21,562	11	1
Engineer's Office at Matunga	1,38,467	14	9			1,38,467	14	9
Central Stores at the back of Frere Fletcher School	15,656	5	8			15,656	5	8
Store yard at Agripada, etc.	1,23,782	14	4	33,989	3	2	1,57,772	1	6
Workshop for Motor Lorries at Agripada ..	90,367	12	11			90,367	12	11
Tools and Plant	85,011	10	8	Cr. 83,227	8	11	1,784	1	9
Refund of preliminary expenses to Government.	38,018	11	7			38,018	11	7
	9,18,914	7	11	Cr. 49,238	5	9	8,69,676	2	2
Discount on Loans	14,53,358	15	2			14,53,358	15	2
Grand Total	18,34,46,044	0	9	*1,29,606	3	10	18,35,75,650	4	7

* These figures include Rs. 47,065-10-0 being the share of cost of Management and Establishment chargeable to Capital Account.

M. R. TAMBE,
Chief Accountant.

I. H. TAUNTON,
Municipal Commissioner.

Appendix No. 28.

IMPROVEMENT SCHEMES.

Statement showing Capital value of Scheduled Lands as specified in the Schedules W, X, Y and Z annexed to Act XIII of 1933.

Properties.	Area.	Book value.	Total amount.
	Sq. yds.	Rs.	Rs.
SCHEDULE "W."			
The Flats	12,52,834	1,14,191	
.. Kennedy Sea Face (Cooperage Plot resumed by Government.)	4,447	
The Marine Lines Estate (Marine Lines Maidan resumed by Government).	32,925	3,28,250	
The Wellington Lines Plot	44,038	4,40,380	
.. Wodehouse Road Plot	41,580	4,15,800	
.. Hornby Road Plot	41,616	8,32,320	
.. Triangular Plot South of Crawford Market ..	7,707	1,54,140	
.. Plot North of Municipal Offices	6,811	2,04,330	
.. Chaupati West Estate	1,11,276	6,37,320	
.. Chaupati East Estate	4,789	47,890	
.. Parel Estate	46,696	1,40,088	
			33,14,709
SCHEDULE "X."			
The Connaught Road Estate	13,858	77,237	
.. West Agripada Estate	2,27,971	6,64,534	
.. Central Agripada Estate	2,911	10,528	
.. East Agripada Estate	65,885	6,38,426	
.. Lands at Matunga	86,187	90,984	
			14,81,709
SCHEDULE "Y."			
The Nepean Sea Road Plot	2,014	
.. Colaba Reclamation	46,580	
SCHEDULE "Z."			
The Hornby Road Plot	3,250	
			47,96,418

M. R. TAMBE.

Chief Accountant.

I. H. TAUNTON,

Municipal Commissioner.

Appendix No. 29.
IMPROVEMENT SCHEMES.
SINKING FUND.

STATEMENT showing the actual Investments on account of the Sinking Fund of different Improvement Trust Loans upto 31st March 1935, compared with the amounts which should have accumulated upto that date on the basis of the fixed Instalments and the sums set aside as Sinking Fund as at 31st March 1935.

NAME OF LOAN.	Amount raised.	When raised.	When repayable.	Amount of Half Yearly Sinking Fund Instalment.	Amount of Sinking Fund which should have accumulated upto 31st March 1935 at Compound Interest.
1	2	3	4	5	6
	Rs.			Rs.	Rs.
4½ per cent. basis					
5 per cent. Debenture Loan	40,00,000	10th November 1919.	{ 1st November 1957 1st November 1970	6,000	2,82,630
6 per cent. Do.	70,00,000	30th Apr. 1920.	{ 1st April 1935 .. 1st April 1980 ..	12,002	4,83,646
6½ per cent. Do.	2,75,00,000	1st Nov. 1920..	1st November 1935	46,033	17,68,830
6½ per cent. Do.	95,00,000	1st Nov. 1921..	1st November 1935	15,003	5,53,700
4½ per cent. Do.	45,00,000	20th Feb. 1922.	20th February 1982	7,533	2,36,201
4½ per cent. Do.	52,00,000	2nd Oct. 1922	2nd October 1982 ..	8,765	2,73,053
4½ per cent. Do.	8,00,000	22nd Jan. 1923.	22nd January 1983	1,330	30,768
4½ per cent. Do.	82,00,000	Do.	Do.	13,727	4,07,080
4½ per cent. Do.	30,00,000	14th Mar. 1923.	14th March 1983 ..	5,022	1,40,150
4½ per cent. Do.	40,00,000	2nd Nov. 1923..	2nd November 1983	6,006	1,87,040
4½ per cent. Do.	20,00,000	2nd Jan. 1924	2nd January 1984	3,348	88,620
4½ per cent. Do.	20,00,000	5th Mar. 1924	5th March 1984 ..	4,855	1,28,522
4½ per cent. Do.	20,00,000	1st Nov. 1924..	1st November 1984	3,348	83,404
4½ per cent. Do.	60,00,000	10th Nov. 1924.	10th November 1984	10,044	2,50,252
4½ per cent. Do.	20,00,000	2nd Jan. 1925	2nd January 1985	3,348	78,294
4½ per cent. Do.	20,00,000	2nd Oct. 1925	2nd October 1985 ..	3,348	73,208
4½ per cent. Do.	15,00,000	2nd Nov. 1925..	2nd November 1985	2,511	54,973
4½ per cent. Do.	35,00,000	2nd Jan. 1926	2nd January 1986	5,850	1,10,710
	Rs. ..			Total Rs.	62,60,573
4 per cent. basis.					
4 per cent. Rupee Coupon debenture Loan	50,00,000	1st Nov. 1899..	1st November 1950	10,564	(a) 15,60,772
4 per cent. Debenture Loan	30,00,000	6th Sept. 1901..	6th September 1961	6,280	8,40,221
4 per cent. Do.	30,00,000	15th July 1902	15th July 1962 ..	6,280	8,01,160
4 per cent. Do.	60,00,000	20th Aug. 1903	20th August 1963 ..	12,560	15,15,732
4 per cent. Do.	50,00,000	7th Sept. 1904	7th September 1964	10,403	(b) 11,02,830
4 per cent. Do.	30,00,000	12th Sept. 1905	12th September 1965	6,280	6,76,237
5 per cent. Do.	25,00,000	17th Sept. 1926	{ 16th September 1956 16th September 1966	5,233	07,530
4½ per cent. Do.	20,00,000	7th Nov. 1928.	1st November 1938	4,187	50,951
5½ per cent. Do.	25,00,000	4th Nov. 1929.	1st November 1944	5,233	57,300
6 per cent. Do.	20,00,000	25th Nov. 1930	1st November 1930	4,187	33,037
6½ per cent. Do.	30,00,000	24th Nov. 1931.	1st November 1937	6,280	30,015
	Rs. ..			Total Rs.	68,80,308
3½ per cent. basis.					
4 per cent. Debenture Loan	25,00,000	4th Oct. 1927	{ 4th April 1961 .. 4th October 1970 ..	12,605	1,00,432
5 per cent. Do.	10,00,000	31st Mar. 1933.	31st March 1943 ..	9,814	40,200
	Rs. ..			Total Rs. ..	2,39,731
3 per cent. basis.					
4 per cent. Debenture Loan	20,00,000	2nd Oct. 1906..	2nd October 1966 ..	6,148	(c) 5,33,381
4 per cent. Do.	15,00,000	24th Sept. 1907	24th September 1967	4,010	3,70,381
4 per cent. Do.	30,00,000	8th Sept. 1908	8th September 1968	9,219	7,18,380
4 per cent. Sterling Coupon Debenture Loan (£ 5,66,600) ..	84,99,000	1st July 1909..	1st July 1969 ..	25,654	10,44,267
4 per cent. Do. (£ 3,33,000) ..	49,05,000	1st July 1910..	1st July 1970 ..	15,077	10,79,645
4 per cent. Debenture Loan	25,00,000	28th Aug. 1911.	28th August 1972 ..	7,883	4,73,955
4 per cent. Do.	18,00,000	26th Aug. 1913	26th August 1973 ..	5,532	3,20,431
4 per cent. Do.	50,00,000	4th Aug. 1914	4th August 1974 ..	15,363	8,38,828
4 per cent. Do.	25,00,000	3rd Jan. 1916..	3rd January 1976 ..	7,683	3,80,060
	Rs. ..			Total Rs.	66,72,955
Grand Total	16,78,94,000			Grand Total Rs.	1,90,52,562

NAME OF FUND.	Amount actually invested upto 31st March 1935				Amount of interest accrued upto 31st March 1935, collected and invested in 1935-36.	Total of Columns 5 and 6.
	Amount of Sinking Fund invested upto 31st March 1934.	Sinking Fund Instalments paid in 1934-35.	Interest etc. accumulations invested in 1934-35.	Total.		
1	2	3	4	5	6	7
Sinking Funds	1,91,09,981 1 0	7,14,752 0 0	9,02,001 10 5	2,07,26,734 11 5	1,55,932 2 0	2,08,82,666 13 5
In Public Securities as detailed in Appendix No. 31 ..				2,07,26,345 0 0		
In Cash with the Imperial Bank of India				389 11 5		
Total				2,07,26,734 11 5	1,55,932 2 0	2,08,82,666 13 5

(a) 16 instalments of Rs. 10,240 each and the rest at Rs. 10,564.

(b) 5 instalments of Rs. 10,240 each and the rest at Rs. 10,403.

(c) 1 instalment of Rs. 6,037 and the rest at Rs. 6,143.

M. R. TAMBE,
Chief Accountant.

I. H. TAUNTON,
Municipal Commissioner

Statement showing outstanding loans of the Bombay Improvement Trust due by the Trust
payable for the year 1934-35, the amount paid during that year and the

No.	Particulars of Loans.	Amount raised.	Balance due on 1st April 1934.	Rate of Interest.	Amount raised in 1934-35.	Total.
1	2	3	4	5	6	7
<i>Loans raised from Government.</i>		Rs.	Rs. a. p.			Rs. a. p.
1	275 Lakhs Loan 1920	2,75,00,000	2,75,00,000 0 0	6½%	2,75,00,000 0 0
2	95 " 1921	95,00,000	95,00,000 0 0	6½%	95,00,000 0 0
3	45 " 1922	45,00,000	32,97,236 0 0	4½%	32,97,236 0 0
4	52 " October 1922	52,00,000	12,02,764 0 0	4½%	12,02,764 0 0
5	8 " 22nd January 1923	8,00,000	1,26,02,764 0 0	5½%	1,26,02,764 0 0
6	82 " 22nd January 1923	82,00,000	45,07,230 0 0	4½%	45,07,230 0 0
7	30 " 14th March 1923	30,00,000
8	40 " 2nd November 1923	40,00,000	67,00,000 0 0	5½%	67,00,000 0 0
9	20 " 2nd January 1924	20,00,000	22,00,000 0 0	4½%	22,00,000 0 0
10	29 " 5th March 1924	29,00,000
11	20 " 1st November 1924	20,00,000	82,00,000 0 0	5%	82,00,000 0 0
12	60 " 10th November 1924	60,00,000	18,00,000 0 0	4½%	18,00,000 0 0
18	20 " 2nd January 1925	20,00,000
14	20 " 2nd October 1925	20,00,000	66,00,000 0 0	5½%	66,00,000 0 0
15	15 " 2nd November 1925	15,00,000	4,00,000 0 0	4½%	4,00,000 0 0
16	35 " 2nd January 1925	35,00,000
17	35 " 31st March 1932	35,00,000	34,77,124 13 0	6%	34,77,124 13 0
18	8 " 1st November 1932	8,00,000	7,96,751 0 0	5½%	7,96,751 0 0
Total loans raised from Government		8,89,00,000	8,88,73,875 13 0			8,88,73,875 13 0
<i>Loans raised from the Public.</i>						
1	50 Lakhs 1899 Rupee Coupon Debenture Loan	50,00,000	50,00,000 0 0	4 %	50,00,000 0 0
2	30 Lakhs Loan 1901	30,00,000	30,00,000 0 0	4 %	30,00,000 0 0
3	30 " 1902	30,00,000	30,00,000 0 0	4 %	30,00,000 0 0
4	60 " 1903	60,00,000	60,00,000 0 0	4 %	60,00,000 0 0
5	50 " 1904	50,00,000	50,00,000 0 0	4 %	50,00,000 0 0
6	30 " 1905	30,00,000	30,00,000 0 0	4 %	30,00,000 0 0
7	20 " 1906	20,00,000	20,00,000 0 0	4 %	20,00,000 0 0
8	15 " 1907	15,00,000	15,00,000 0 0	4 %	15,00,000 0 0
9	30 " 1908	30,00,000	30,00,000 0 0	4 %	30,00,000 0 0
10	Sterling Coupon Debenture Loan 1909 (£ 5,66,600)	84,99,000	84,99,000 0 0	4 %	84,99,000 0 0
11	" " " 1910 (£ 3,33,000)	49,95,000	49,95,000 0 0	4 %	49,95,000 0 0
12	25 Lakhs Loan 1912	25,00,000	25,00,000 0 0	4 %	25,00,000 0 0
13	18 " 1913	18,00,000	18,00,000 0 0	4 %	18,00,000 0 0
14	50 " 1914	50,00,000	50,00,000 0 0	4 %	50,00,000 0 0
15	25 " 1916	25,00,000	25,00,000 0 0	4 %	25,00,000 0 0
16	40 " 1919	40,00,000	40,00,000 0 0	5 %	40,00,000 0 0
17	70 " 1920	70,00,000	70,00,000 0 0	6 %	70,00,000 0 0
18	25 " 1926	25,00,000	25,00,000 0 0	5 %	25,00,000 0 0
19	25 " 1927	25,00,000	25,00,000 0 0	4 %	25,00,000 0 0
20	20 " 1928	20,00,000	20,00,000 0 0	4½%	20,00,000 0 0
21	25 " 1929	25,00,000	25,00,000 0 0	5½%	25,00,000 0 0
	" 1930	20,00,000	20,00,000 0 0	6 %	20,00,000 0 0
	" 1931	30,00,000	30,00,000 0 0	6½%	30,00,000 0 0
	" 1933	10,00,000	10,00,000 0 0	5 %	10,00,000 0 0
Total Loans raised from the Public		8,32,94,000	8,32,94,000 0 0			8,32,94,000 0 0
Grand Total		17,21,94,000	17,21,67,875 13 0			17,21,67,875 13 0

No. 30.
SCHEMES.

Municipality, the interest outstanding on 1st April 1934, on the different loans, the amount balances outstanding on 31st March 1935.

Amount repaid in 1934-35.	Balance due on 31st March 1935.	Interest outstanding on 1st April 1934.	Interest payable in 1934-35.	Total interest due.	Deduct interest paid during the year.	Outstanding balance on 31st March 1935.	REMARKS.
8	9	10	11	12	13	14	15
Rs. s. p.	Rs. s. p.	Rs. s. p.	Rs. s. p.	Rs. s. p.	Rs. s. p.	Rs. s. p.	
.....	2,75,00,000 0 0	20,64,391 0 0	20,64,391 0 0	20,63,123 15 4	1,267 0 8	
.....	95,00,000 0 0	7,13,153 0 0	7,13,153 0 0	7,12,715 8 8	437 7 4	
.....	31,52,075 0 0	(a)	2,10,743 1 0	2,10,743 1 0	2,10,743 1 0	
.....	18,47,925 0 0	(b)	
.....	1,20,47,925 0 0	(c)	9,00,027 15 0	9,00,027 15 0	9,00,027 10 0	0 5 0	
.....	51,52,075 0 0	(d)	
.....	64,00,000 0 0	(e)	5,01,000 0 0	5,01,000 0 0	4,50,534 1 0	50,466 15 0	
.....	25,00,000 0 0	(f)	
.....	80,00,000 0 0	(g)	5,52,500 0 0	5,52,500 0 0	4,90,741 11 0	61,758 5 0	
.....	20,00,000 0 0	(h)	
.....	65,50,000 0 0	(i)	3,81,000 0 0	3,81,000 0 0	3,81,000 0 0	
.....	4,50,000 0 0	(j)	
13,552 8 0	84,68,572 5 0	2,16,238 0 0	2,16,238 0 0	2,08,591 12 0	7,606 4 0	
8,427 11 0	7,93,323 5 0	43,821 5 0	43,821 5 0	43,821 5 0	
16,980 8 0	8,88,56,895 10 0	55,82,924 5 0	55,82,924 5 0	54,61,299 0 0	1,21,625 5 0*	
.....	50,00,000 0 0	13,480 15 0	2,00,000 0 0	2,13,480 15 0	2,12,201 15 8	1,278 15 4	
.....	30,00,000 0 0	3,060 0 0	1,20,000 0 0	1,23,060 0 0	1,21,592 9 2	1,467 6 10	
.....	30,00,000 0 0	6,130 0 0	1,20,000 0 0	1,26,130 0 0	1,21,430 0 6	4,649 15 6	
.....	60,00,000 0 0	5,770 0 0	2,40,000 0 0	2,45,770 0 0	2,38,932 14 8	6,787 1 4	
.....	50,00,000 0 0	3,460 0 0	2,00,000 0 0	2,03,460 0 0	2,01,269 12 7	7,190 8 5	
.....	30,00,000 0 0	1,940 0 0	1,20,000 0 0	1,21,940 0 0	1,19,382 14 5	2,557 1 4	
.....	20,00,000 0 0	1,960 0 0	80,000 0 0	81,960 0 0	80,000 8 0	1,958 12 8	
.....	15,00,000 0 0	2,360 0 0	60,000 0 0	62,360 0 0	58,733 6 0	3,626 10 0	
.....	30,00,000 0 0	1,870 0 0	1,20,000 0 0	1,21,870 0 0	1,17,905 5 0	3,964 11 0	
.....	84,99,000 0 0	2,100 0 0	3,06,442 0 0	3,08,542 0 0	3,00,701 15 10	2,800 0 0	
.....	49,95,000 0 0	120 0 0	1,80,102 0 0	1,80,222 0 0	1,76,953 13 0	5,040 0 2*	
.....	25,00,000 0 0	1,020 0 0	1,00,000 0 0	1,01,020 0 0	99,705 8 4	300 0 0	
.....	18,00,000 0 0	2,670 0 0	72,000 0 0	74,670 0 0	68,388 15 0	2,908 8 0*	
.....	50,00,000 0 0	1,160 0 0	2,00,000 0 0	2,01,160 0 0	1,98,116 1 0	1,314 7 8	
.....	25,00,000 0 0	1,00,000 0 0	1,00,000 0 0	1,00,000 0 0	6,281 1 0	
.....	40,00,000 0 0	562 8 0	2,00,000 0 0	2,00,562 8 0	1,99,253 7 0	3,043 15 0	
.....	70,00,000 0 0	4,20,000 0 0	4,20,000 0 0	4,20,000 0 0	
.....	25,00,000 0 0	262 8 0	1,25,000 0 0	1,25,262 8 0	1,25,075 0 0	187 8 0	
.....	25,00,000 0 0	190 0 0	1,00,000 0 0	1,00,190 0 0	97,960 0 0	2,210 0 0	
.....	20,00,000 0 0	4,500 0 0	90,000 0 0	94,500 0 0	93,375 0 0	1,125 0 0	
.....	25,00,000 0 0	1,416 4 0	1,37,500 0 0	1,38,916 4 0	1,37,500 0 0	1,416 4 0	
.....	20,60,000 0 0	3,465 0 0	1,20,000 0 0	1,23,465 0 0	1,20,613 11 0	2,851 5 0	
.....	30,00,000 0 0	4,533 12 0	1,95,000 0 0	1,99,533 12 0	1,92,320 4 0	7,213 8 0	
.....	10,00,000 0 0	25,000 0 0	50,000 0 0	75,000 0 0	50,000 0 0	25,000 0 0	
.....	8,32,94,000 0 0	92,030 15 0	36,56,044 0 0	37,48,074 15 0	36,51,563 13 2	88,507 14 8	
.....	8,003 8 2*	
16,980 8 0	17,21,50,895 10 0	92,030 15 0	92,38,968 5 0	93,30,999 4 0	91,12,362 13 2	88,507 14 8	
.....	1,29,623 8 2*	

* To be treated as savings.

	Amount of loan outstanding on 1st April 1934.	Amount of debentures held by Govt. on 1st April 1934.	Amount of debentures re-purchased during 1934-35.	Amount of debentures held by Govt. on 31st March 1935.	Amount of debentures held by the Corporation on 31st March 1935.
	Rs.	Rs.	Rs.	Rs.	Rs.
(a)	45,00,000	32,97,236	1,45,161	31,52,075	13,47,925
(b)	1,72,00,000	1,26,02,764	5,54,839	1,20,47,925	51,52,075
(c)	89,00,000	67,00,000	3,00,000	64,00,000	25,00,000
(d)	1,00,00,000	82,00,000	2,00,000	80,00,000	20,00,000
(e)	70,00,000	66,00,000	50,000	65,50,000	4,50,000
Total Rs.	4,76,00,000	3,74,00,000	12,50,000	3,61,50,000	1,14,50,000

I. H. TAUNTON,
Municipal Commissioner.

Appendix No. 31.

IMPROVEMENT SCHEMES:

Comparison of Face, Purchase and Market Values at 31st March 1935 of the different Securities held in the Sinking Fund (vide para 47 of the Chief Accountant's report).

Particulars of Securities.	Face Value.	Book Value	Market rate per cent.	Value at Market rates (B. I. Trust and Municipal Debentures being valued at par.)
	Rs.	Rs. a. p.	Rs. a. p.	Rs. a. p.
3½ per cent. Government Loan 1947-50	61,900	60,971 8 0	101 8 0	62,828 8 0
4 per cent. Government Loan 1960-70	6,86,000	6,06,777 2 0	104 4 0	7,15,165 0 0
5 per cent. Government Loan 1939-44	3,92,800	3,79,016 12 0	107 14 0	4,23,733 0 0
4 per cent. Bombay Port Trust Debentures	3,17,000	2,84,726 14 0	102 6 0	3,23,340 0 0
4 per cent. Bombay Municipal Debentures	2,14,500	2,08,588 2 0	Par	2,14,500 0 0
4 per cent. Bombay Improvement Trust Debentures	45,39,700	42,10,830 0 0	"	45,39,700 0 0
4½ per cent. Bombay Improvement Trust Debentures	1,02,00,000	1,02,00,000 0 0	"	1,02,00,000 0 0
5 per cent. Bombay Improvement Trust Debentures	9,81,500	9,05,409 10 0	"	9,81,500 0 0
6 per cent. Bombay Improvement Trust Debentures	24,91,300	25,08,025 0 0	"	24,91,300 0 0
4 per cent. B. I. Trust Sterling Debentures	£ 90,800	13,62,000 0 0	@ 1/6 - 3/32	12,04,393 12 6
Total ..	Rs. 1,98,84,700	2,07,26,345 0 0		2,11,56,450 4 6
Total ..	£ 90,800			

M. R. TAMBE,

Chief Accountant.

I. H. TAUNTON,

Municipal Commissioner.

REVENUE.

No. MC/756/SR of 26th July 1935.

To
THE MUNICIPAL COMMISSIONER

FOR THE CITY OF BOMBAY.

SIR,

I have the honour to submit my Annual Report on the working of the Assessment and Collection Department during the year 1934-35.

I was in charge of the Department during the year except for a period of ten days from the 22nd to the 31st March 1935, when I was on leave and Dy. Assessor, Mr. S. N. Thosar, acted as Assessor and Collector.

Rates of Taxation.—

The rates of taxation levied on lands and buildings in the City were, except in the case of General Tax including Fire Tax, the same as in the preceding year; namely, Water Tax at $3\frac{1}{2}$ per cent. and Halalkhor Tax at 3 per cent.; the rate of General Tax including Fire Tax, however, was increased from $11\frac{1}{2}$ per cent. to $12\frac{1}{2}$ per cent. (*vide* Corporation Resolutions Nos. 9314 and 9319 of 31st January 1934) to meet the additional statutory contribution towards the cost of Improvement schemes consequent upon the amalgamation of the City Improvement Trust with the Municipality. The rates levied for the supply of water by meter measurement to different classes of properties continued the same as in the preceding year.

Property Taxes—

The total number of properties standing in the Assessment Book on 31st March 1935 was 48,241 classified into (1) Buildings 38,069, (2) Salt Pans 70 and (3) Lands, including tanks, wells, etc., 10,102; as against 47,749 on 31st March 1934 classified into (1) Buildings 37,402 (2) Salt Pans 68 and (3) Lands including tanks, etc., 10,279. Out of the aforesaid 48,241 properties 37,688 were assessed to General Tax, 1,358 were exempted from it under Section 143(1)(a) of the Municipal Act and 7,729 were not taxed, being small plots of waste land, etc. These last do not include lands belonging to Government, or the Port Trust, or the Railways, which are separately assessed. The number of Municipal properties exempted from General Tax under Section 143(1)(b) of the Municipal Act during the year was 1,466.

Properties newly erected, demolished and enlarged in 1934-35 numbered 1,055, 717 and 628 respectively, the corresponding figures for the year 1933-34 being 1,053, 1,013 and 887. During the year under report 226 chawls with 5,524 tenements and 335 other buildings with 1,629 tenements were newly constructed and were assessed to property taxes.

Rateable Value:—On 31st March 1934: Rs. 12,89,40,777; and on 31st March 1935: Rs. 13,08,88,611.

Demand.—

	Rs.	a.	p.	Rs.	a.	p.
For 1934-35	2,47,88,701	0	0			

Add—

Demand for previous years outstanding on the 1st April 1934	29,03,553	1	5			
Demand for previous years issued during the year..	1,69,202	4	0			

Total Demand .. 2,78,61,456 5 5

Deduct—

	Rs.	a.	p.	Rs.	a.	p.	Rs.	a.	p.
Amount of bills for previous years recalled and cancelled	2,11,986	8	10						
Amount of Drawback allowed	3,74,689	14	0						
				<u>5,86,676</u>	<u>6</u>	<u>10</u>			
							<u>2,72,74,779</u>	<u>14</u>	<u>7</u>

The total number of bills issued was 78,877, of which 78,117 were for 1934-35 and 760 for previous years.

Collection and Outstandings.—

Particulars	Amount Collected during 1934-35.			Amount Outstanding on 31st March 1935.		
	Rs.	a.	p.	Rs.	a.	p.
(1) For 1934-35	2,04,56,547	15	6	21,27,061	12	6
(2) Government Contribution (1933-34)	5,44,165	15	0	(for 1934-35) 5,91,484	11	0
(3) Port Trust Contribution	12,00,173	0	0	38,743	11	0
(4) For past and previous years	14,42,951	15	11	8,73,650	13	8
∴ Total	<u>2,36,43,838</u>	<u>14</u>	<u>5</u>	<u>36,30,941</u>	<u>0</u>	<u>2</u>

Tax on Vehicles and Animals.—

The following are the particulars of vehicles and animals taxed during the year (exclusive of those taxed under the Public Land Conveyances Act):—

	No.
Four-wheeled vehicles drawn by animals	411
Two-wheeled vehicles drawn by animals	595
Horses (including those in commission stables)	1,371
Motor cars and lorries	6,837
Motor cycles	132
Motor cycles with side cars	78
Hand carts	1,439
Ponies	33
Bullocks	1,118
Buffaloes and donkeys	2

Demand.—

	Rs.	a.	p.	Rs.	a.	p.
For 1934-35	7,60,917	9	0			
Demand for previous years outstanding on 1st April 1934	89,580	3	6			
Demand for previous years issued during the year	24,394	2	0			
				<u>8,74,891</u>	<u>14</u>	<u>6</u>

Deduct—

Amount of bills for previous years recalled and cancelled	17,094	1	6			
				<u>8,57,797</u>	<u>13</u>	<u>0</u>
				<u>Total Net Demand</u>		

The total number of bills for tax on vehicles and animals issued was 29,204 ; 28,313 being for 1934-35 and 891 for previous year.

Collection and Outstandings.—

Particulars.	Amount Collected during 1934-35.		Amount Outstanding on 31st March 1935.	
	Rs.	a. p.	Rs.	a. p.
(1) For 1934-35	6,80,887	2 4	80,030	6 8
(2) For past and previous years	83,668	14 0	13,211	6 0
Total ..	7,64,556	0 4	93,241	12 8

Total net demand, and outstandings compared with those of previous years.—

The net demand for and outstandings at the close of the year under report and the preceding two years, were as under :—

Year.	Total Net Demand.	Outstanding on 31st March.
	Rs.	Rs.
1934-35	2,81,32,577	37,24,182
1933-34	2,62,91,472	29,93,133
1932-33	2,77,56,835	25,72,375

The outstandings, which at the end of the year under report amounted to Rs. 37,24,182-12-10 as under, stood reduced to Rs. 21,70,372-7-5 on 30th June 1935; Rs. 15,35,908-1-11 having been collected and bills for Rs. 17,902-3-6 recalled and cancelled.

Particulars.	Amount Outstanding on 31st March 1935.		Amount Recovered upto 30th June 1935.	
	Rs.	a. p.	Rs.	a. p.
(1) Government contribution (General Tax for 1934-35 under Section 144)	5,91,484	11 0	5,91,484	11 0
(2) Port Trust contribution (under Section 145)	38,743	11 0	
(3) Bombay Municipal Corporation (Improvements)	39,737	10 0	802	15 0
(4) G. I. P. Railway	6,52,788	0 0	938	14 0
(5) B. B. & C. I. Railway Co.	2,85,680	2 0	48,286	10 0
(6) Mills	1,71,014	4 0	18,552	11 0
(7) Other ratepayers	19,44,734	6 10	8,75,842	4 11
Total ..	37,24,182	12 10	15,35,908	1 11

This amount of Rs. 37,24,182-12-10, however, is only *nominal*, for various reasons. For example, Government have, since 1929-30, been paying in arrear their contribution in lieu of General Tax soon after the close of the year. The amount of Rs. 5,91,484-11-0 outstanding against them on 31st March 1935 was received on 9th April 1935. The amount of Rs. 38,743-11-0 due from the Bombay Port Trust is in respect of structures erected by tenants on Port Trust lands leased on monthly tenancy and is, in accordance with the agreement recently arrived at between the Trustees and the Municipality, recoverable from the Trustees when the Award for the current quinquennium is finally settled. The question of recovery of Rs. 39,737-10-0 due from Bombay Municipal Corporation (Improvements) is only a matter of Departmental adjustment when the objections raised are settled. The large amount of Rs. 9,38,468-2-0 outstanding against the two Railway Administrations is for three years from 1st April 1932 to 31st March 1935 and is on account of the complaints lodged by them against the revised values (and awaiting investigation) and is very likely to be considerably reduced when the values have been finally settled. The Currimbhoy

group consisting of four mills, against which a sum of Rs. 1,39,047-14-0 for the period from 1st April 1933 to 31st March 1935 is outstanding, has gone into voluntary liquidation and legal action for the recovery of the amount is in progress. Out of Rs. 19,44,734-6-10 shown as outstanding against the other ratepayers, Rs. 2,50,887-11-8 are subject matter of suits and recoverable after the suits, that have already been filed, or are in the course of being filed, are decided; Rs. 61,433-11-4 are payable by the Court Receiver and the Official Assignee; and Rs. 14,743-4 0 are being recovered by monthly instalments from ratepayers who, in consideration of their financial difficulties, have been allowed the concession by the Municipal Commissioner. For the reasons specified above, recovery of the aforesaid sums which aggregate Rs. 20,74,546-11-0 was beyond the control of the ward staff of this Department and the actual outstanding amount, that was recoverable by the ward staff before the close of the year comes therefore to Rs. 16,49,636-1-10.

The following statements of comparative figures for 1934-35 and 1933-34 of (A) General Tax, (B) Water Tax, (C) Halalkhor Tax, (D) Rateable value, (E) Total Demand, collection and outstandings in respect of all taxes, statement (F) of particulars of various Riot-taxes and (G) of particulars of properties the rateable values of which on revision during the year yielded an increase in each individual case of not less than Rs. 2,000 are appended.

The last statement embodies, from considerations of space, only those properties which on re-valuation yielded an increase in rateable value of Rs. 2,000 or more. It will be seen that compared with 1933-34 the aggregate increase in rateable value of these properties alone which number 32 was Rs. 1,91,575 in 1934-35.

Owner-occupied Properties—Doubts have often been expressed as to whether or not the values of owner-occupied properties are revised from time to time. In order to indicate the extent of increase or fall in the values of exclusively owner-occupied properties, a comparison of their values as they stood on the 1st April 1929 and on the 1st April 1935 is shown below. It will be seen therefrom that systematic revision resulted in an increase of Rs. 3,72,110 in rateable value inspite (1) of continuous trade depression which was responsible for reducing considerably the rateable values of properties in general, and (2) of the reduction of the rateable value by the Chief Judge of the Small Causes Court, on appeal, to the level of the original value in several cases and in some cases even below it.

Ward.	Approximate Number of Properties exclusively Occupied by Owners.	Rateable Values as they stood on		Difference.
		1-4-1929	1-4-1935.	
A	101	Rs. 17,10,460	Rs. 19,77,800	+ 2,67,340
B	46	„ 1,01,350	„ 90,295	— 11,055
C	79	„ 1,61,020	„ 1,59,745	— 1,275
D	279	„ 13,56,320	„ 14,69,620	+ 1,13,300
E	139	„ 4,20,695	„ 4,08,835	— 11,860
F	39	„ 39,770	„ 39,560	— 210
G	211	„ 1,04,205	„ 1,20,075	+ 15,870
	894	Rs. 38,93,820	Rs. 42,65,930	+ 3,72,110

Miscellaneous Receipts.—Miscellaneous receipts realised from notices of demand, distress warrants, battaki fees, inspection fees and other items amounted to Rs. 7,484-1-9 against Rs. 6,828-4-1 in the preceding year.

Meter Hire.—Receipts from meter hire amounted to Rs. 63,425-5-0 against Rs. 62,220-1-0 for 1933-34; of this amount Rs. 4,223-8-0 remained uncollected at the close of the year.

Exemptions.—The amount of exemption allowed in respect of General Tax on properties entitled to such exemption under Sections 143 (1) (a) and (b), 144 (3) and 145 (3) of the Municipal Act was equivalent to Rs. 10,37,113-14-0 against Rs. 9,18,378-15-0 for 1933-34. The remission of 10 $\frac{1}{2}$ per cent. in rateable value allowed provisionally in the case of mills on account of trade depression was equivalent to Rs. 1,22,400 in General Tax and Rs. 29,300 in Halalkhor Tax.

Drawback.—The total number of claims for one-fifth Drawback received during the year was 10,366 against 9,959 in the preceding year and the consequent rebate allowed amounted to Rs. 3,74,689-14-0 against Rs. 3,40,981-5-0 in the preceding year.

Refund.—2,777 certificates of refund of taxes were issued during the year under report in respect of 1934-35 and previous years for amounts as under :—

	Rs.	a.	p.
General Tax	2,50,971	0	0
Water Tax on rateable value.. .. .	44,750	2	0
Charges for water supplied by meter measurement	96	8	0
Compounded Water Tax	517	4	0
Halalkhor Tax on value	65,424	9	0
Special Halalkhor Tax.. .. .	63	14	0
Tax on vehicles and animals	610	4	0
Meter Hire	237	1	0
Notice Fee	31	8	0
Total ..	3,62,702	2	0

This amount includes Rs. 57,032-0-0 (General Tax) and Rs. 14,158-4-0 (Halalkhor Tax) refunded to mills on account of closure and over-collection.

Complaints and appeals against valuations.—There were 1,016 complaints under Section 167 of the Act against assessments amounting to Rs. 51,38,283 gross, fixed during the currency of the year; and 5,572 complaints under Section 163 against original assessments amounting to Rs. 2,51,00,807 gross. The assessments were, on investigation of the complaints, reduced to Rs. 45,76,344 and Rs. 2,33,26,975, the reduction amounting to Rs. 5,61,939 and Rs. 17,73,832 giving a percentage of 10.93 and 7.06 respectively.

There were 145 appeals against rateable values to the Chief Judge, Small Causes Court, under Section 162 (2) of the Municipal Act. Of these, 46 appeals were settled out of Court, 1 was dismissed, 5 were decided by the Court, 2 were withdrawn and 91 were pending at the close of the year.

G. I. P. Railway.—The complaints against the revised values for the year 1932-33 lodged by the Railway Administration are still pending. The plans of the several estates forwarded by the Railway have been scrutinised after joint inspection and the classification of lands has been settled, but the question of the rates at which these are to be valued for the purposes of assessment is under discussion.

B. B. & C. I. Ry. Co.—The rateable values of the lands belonging to the Administration were revised during the year under report, but the complaints received in respect of them as well as those received against the revised assessment for the preceding year have been held over pending the valuation of the G. I. P. Railway properties, as the basis and the method of valuation to be adopted will be similar in both cases.

Mills.—The Mill assessments for 1933-34 which were based on the Arbitrators' Award of April 1932 were under appeal to the Chief Judge, Small Causes Court, as the Mills considered the reduction of 10½ per cent. allowed in rateable value for trade depression on the basis of the Award to be inadequate. For 1934-35, the same assessments were continued provisionally. The Chief Judge, after several protracted hearings, delivered judgment on the 17th June last in the appeal filed by Meyer Sassoon Mills Ltd., directing that the gross annual letting value of the mills should be arrived at on the floor area basis at the rate of Rs. 3 per month per 100 sq. ft. for the main buildings and at Rs. 2 per month per 100 sq. ft. for sheds, godowns and the like. The basis and the rates will apply to all other mills as well. The rateable value of each mill will, accordingly, have to be arrived at after measuring the mill premises jointly with the representatives of each mill.

Riot Tax.—During the year under report 22,643 bills in respect of the Communal Riots of 1932 and of Northbrook Garden Riots of 1933 were issued and the total amount of Riot tax collected in respect of the various riots referred to in statement F was Rs. 5,10,095-0-0.

Savings.—Savings to the tune of Rs. 12,050 were effected in the cost of the Department provided for in the Budget for the year 1933-34. In the year under report though the Budget provision was reduced by Rs. 8,959, savings to the extent of Rs. 10,555 were effected in the Establishment and other grants.

I have the honour to be,

Sir,

Your most obedient servant,

N. S. KOWSHIK,

Assessor and Collector.

STATEMENT A.

General Tax.

1933-34.		1934-35.	
Rs. a. p.	1,21,58,247 2 0	General Tax levied at 11½ per cent. from the Public, City Improvement Trust, Mills and Railways.	1
Rs. a. p.	5,44,165 15 0	Compounded sum payable by Government under Section 144 (3) of the Act.	2
Rs. a. p.	11,04,159 0 0	Compounded sum payable by the Port Trust under Section 145 (3) of the Act.	3
Rs. a. p.	1,88,06,672 1 0	Total of columns 1, 2 and 3.	4
Rs. a. p.	1,39,71,161 0 0	General Tax levied at 12½ per cent. from the Public, B.M.C. (Impts.) Mills and Railways.	5
Rs. a. p.	5,91,484 11 0	Compounded sum payable by Government under Section 144 (3) of the Act.	6
Rs. a. p.	12,38,918 11 0	Compounded sum payable by the Port Trust under Section 145 (3) of the Act.	7
Rs. a. p.	1,62,01,662 6 0	Total of columns 5, 6 and 7.	8
Rs. a. p.	+ 13,94,900 6 0	Difference between columns 4 and 8.	9

STATEMENT B.

Water Tax.

1933-34.		1934-35.	
Rs. a. p.	30,68,470 10 0	On rateable value @ 3½ per cent.	1
Rs. a. p.	49,568 11 0	Compounded Water Tax.	2
Rs. a. p.	31,98,798 6 0	By Meter Measurement.	3
Rs. a. p.	63,16,837 11 0	Total of columns 1, 2 and 3.	4
Rs. a. p.	31,09,860 4 0	On rateable value @ 3½ per cent.	5
Rs. a. p.	38,464 8 0	Compounded Water Tax.	6
Rs. a. p.	31,83,269 4 0	By Meter Measurement.	7
Rs. a. p.	63,31,594 0 0	Total of columns 5, 6 and 7.	8
Rs. a. p.	+ 14,756 5 0	Difference between columns 4 and 8.	9

STATEMENT C.

Halalkhor Tax.

1933-34.				1934-35.			
Rs. a. p.	On rateable value at 3 per cent.	On special service.	Total of columns 1 and 2.	Rs. a. p.	On rateable value at 3 per cent.	On special service.	Total of columns 4 and 5.
1	2	3	4	5	6	7	Difference between columns 3 and 6.
Rs. a. p.	Rs. a. p.	Rs. a. p.	Rs. a. p.	Rs. a. p.	Rs. a. p.	Rs. a. p.	Rs. a. p.
31,13,692 12 0	1,26,603 4 0	32,39,696 0 0	31,21,221 3 0	1,34,323 7 0	32,55,544 10 0	+ 16,948 10 0	

STATEMENT D.
Rateable Values.

Classification of Rateable Value.					
Years.	Rateable value on 31st March	Chargeable to General tax.	Exempted from General tax under Section 143 (1) (a) (b), 144 and 145, etc.	For which no bills for General tax are issued.	Total Rateable value.
1	2	3	4	5	6
	Rs.	Rs.	Rs.	Rs.	Rs.
1933-34	12,89,40,777	12,00,57,150	88,73,830	9,797	12,89,40,777
1934-35	13,08,88,611	12,16,14,499	92,64,880	11,232	13,08,88,611

STATEMENT E.

Total demand, collection and outstandings of Taxes including Wheel-Tax.

Years.	Net demand issued.	Collection.	Outstandings.
1	2	3	4
	Rs. a. p.	Rs. a. p.	Rs. a. p.
1933-34	2,62,91,472 7 0	2,32,98,339 2 1	29,93,133 4 11
1934-35	2,81,32,577 11 7	2,44,08,394 14 9	37,24,182 12 10

STATEMENT F.

Statement showing particulars of different Riot-taxes.

Particulars.	Amount Awarded.	Amount collected upto 31st March 1935.	Difference.
	Rs. a. p.	Rs. a. p.	Rs. a. p.
Riot tax No. V—			
Communal Riots of 1929	7,54,710 0 0	6,60,794 11 0	93,915 5 0
Riot tax No. VI—			
Bhendy Bazar Riots of 1930	10,877 0 0	7,881 6 0	2,995 10 0
Riot tax No. VII—			
Kalbadevi Riots of 1930	10,000 0 0	8,170 7 0	1,829 9 0
Riot tax No. VIII—			
Mogal Mahomedan Riots of 1931	11,232 0 0	10,951 5 0	280 11 0
Riot tax No. X—			
Communal Riots of 1932	20,45,761 0 0	4,22,394 2 0	16,23,366 14 0
Riot tax No. XI—			
Northbrook Garden Riots of 1933	17,000 0 0	4,261 11 0	12,738 5 0
Total ..	28,49,580 0 0	11,14,453 10 0	17,35,126 6 0

STATEMENT G.

Statement showing particulars of properties the rateable values of which yielded on revision in the year 1934-35—an increase in each case of not less than Rs. 2,000.

Name of the Ward.	Ward No.	Street No.	Name of the Street.	Rateable Value in 1933-34.	Rateable value in 1934-35.	Amount of increase.
A	3241 to 3245	312-14 &c.	Hornby Road, Bastian Road, &c.	15,215	25,300	10,145
"	1256	9-15	Dalal Street	22,320	24,405	2,085
"	3272 (2)	188 @ 92	Hornby Road and Bastian Road.	38,090	40,475	2,385
"	879 (1-3)	15-17	Navroji Fardunji Road ..	14,910	16,970	2,060
"	1168	68 @ 78	Esplanade Road and Elden Road.	21,770	25,765	3,995
"	1247-48	10 @ 20	Hamam Street	9,040	13,725	4,685
"	1541 (1)	126 @ 140	Parsi Bazar Street	15,520	24,815	9,295
B	1315&1458(1)	262 @ 270	Dongri Street.. .. .	14,335	16,380	2,045
"	4699 (2&3)	A B 7-7	Akbar Street	6,090	8,115	2,025
C	1792, 1793	494@498 & 1 @ 9	Kalbadevi Road and Bomanji Master Road.	20,500	24,315	3,815
"	1795@1796	480@486 & 2 @ 10	Do.	29,430	35,400	6,030
D	168 (1) & 169	116 @ 134	Girgaum Road and Charni Road.	34,845	37,085	2,240
"	1212 (1-3)	159 @ 279	Do.	10,165	13,330	3,165
"	1219	219 A	Charni Road	12,680	20,795	8,115
"	1786 (2)	112-122	Do.	13,165	15,615	2,450
"	1786 (3)	100@110	Charni Road and Parekh Street.	11,985	14,200	2,215
"	2910 (1)	7	Tejpal Road	4,050	6,240	2,190
"	3451 (1)	11	Carmichael Road	18,515	20,540	2,025
"	3741 (2)	201 B	Tardeo Road	14,795	16,900	2,165
"	4526	186	Lamington Road	10,800	19,365	8,565
"	4598	C 80	Do.	27,320	32,330	5,010
E	3822(2@7)	A B C D H 9-9-9-9-9	Moreland Road	30,740	32,920	2,180
F	120	344	Suparibag Road	13,930	17,205	3,275
"	424 (2&3)	A B 57-57	Dadar Road	8,680	11,435	2,755
"	1095 (2)	23 A	Parel Tank Road	3,655	7,750	4,095
"	2873	114-15	Sewri Fort Road	29,685	65,150	35,465
"	2921@26	162 @ 167	Do.	15,560	46,415	30,855
"	2856	97	Do.	6,275	9,970	3,695
G	2218 (2)	A 12-14	Fergusson Road	3,550	6,085	2,535
"	2220 (1)	B 321-325	Do.	9,535	11,535	2,000
"	3679	40	Dadar Road	5,420	8,135	2,715
"	7-8	166	Love Grove Road	3,600	18,900	15,300
	32			4,96,170	6,87,745	1,91,575

No. T. D./99 of 1935-36.

BOMBAY, 26th July 1935.

FROM

THE TOWN DUTY OFFICER,

To

THE MUNICIPAL COMMISSIONER.

Subject: *Annual Report of the Town Duty Department for the year 1934-1935*Reference: *M. C.'s Circular No. M.C./S.R. 756 of 23-4-1935.*

SIR,

I have the honour to submit my Annual Report on the working of the Town Duty Department during the year 1934-35.

2. The undersigned was in charge of the Department during the year under report.

(I) TOWN DUTIES.

3. The rates of duty leviable during the year were the same as in 1933-34.

4. The total Town duty collections, refunds and net receipts during the years 1933-34 and 1934-35 are summarized below:—

	1933-34.		1934-35.	
	Rs.	a. p.	Rs.	a. p.
Gross Collections	24,61,883	0 6	23,73,620	4 10
Refunds	9,69,053	12 0	9,36,057	3 0
Net Revenue	14,92,829	4 6	14,37,563	1 10
Decrease during the year	Rs. 55,266-2-8.			

5. Full details of this decrease are given in the annexed appendix.

6. There was a decrease of Rs. 1,47,173-3-9 in the net receipts in respect of Sugar and Ghee substitutes, while there was an increase of Rs. 91,907-1-1 in respect of Flour, Grain, Wines and Spirits, Beer, Ghee, Timber and Firewood.

7. The decrease is accounted for as under:—

Sugar.—Partly due to the diversion of trade owing to the opening of new Kathiawar ports as well as the direct landing of sugar consignment at some of the ports between Bombay and Ratnagiri and partly to the local manufacture of Lissa sugar in consequence of which the imports of that quality of sugar from Japan and China have considerably diminished. Sugar factories recently started at different centres in Western India have also to a certain extent contributed to this decrease.

Ghee substitutes.—Probably due to there being less imports of Ghee substitutes as a result of fall in the price of ordinary ghee and also to the continued working of the factory.—The Hindustan Holland Vanaspati Trading Co.—opened in Bombay in 1932 for manufacturing vegetable product and opening of another new factory known as Indian Vegetable Product. The decrease in imports can be further attributed to the intensive campaign carried on by the Health Department in bringing to book offenders for adulteration of ghee and the consequent action taken by the Municipality in the matter of issuing licenses to *bona fide* traders of ghee substitutes.

The existing Customs duty is also a heavy burden to the importers and this has also to a certain extent affected the imports of the above article.

8. Although the total amount of refund allowed this year is less than that allowed last year still the total number of claims for refund received during the year has increased to 37,122 as against 34,497 in 1933-34. This increase in the number of claims apparently looks paradoxical but in reality it is not so as it is entirely due to the number of export notes covered by many of the claims having been restricted in accordance with the provisions of the Refund Rules.

9. During the year under report 10,29,063 sugar bags and jagri bundles were marked and 19,204 packages of ghee substitutes were sealed departmentally against 11,21,103 and 23,439 packages respectively in 1933-34.

10. The question of revising the Town Duty Schedule by increasing the existing rates of duty and by addition of new articles to the schedule was submitted to the Corporation for their consideration and approval to the proposed variations of the schedule and for moving the Government to amend the Municipal Act accordingly. The matter was referred to the Law, Revenue and General Purposes Committee for report in consultation with the Commissioner in the light of the discussions that took place in the Corporation. Accordingly a report was made to the Law, Revenue and General Purposes Committee and the Corporation recommending that the proposed rate of town duty on Cement, Iron and Steel of Rs. 1 & Rs. 5 per ton respectively, be halved and that new duty of *annas four* per cwt. on oilseeds and of *annas ten* per cwt. on Vegetable oils be levied. The matter is under the consideration of the Law, Revenue and General Purposes Committee.

11. Proposals to revise the present system of making refunds of Town duty made by my predecessor were carefully gone through and after a detailed consideration it was decided to retain the present system till the Town Duty Schedule, which is under consideration of the Corporation, was revised.

II. COTTON DUTY.

12. The duty on raw cotton has been abolished by the Government of Bombay since 1st April 1934 by Act No. II of 1934.

III. SAVINGS.

13. Savings as shown below to the extent of Rs. 7,366 were effected in the Establishment and other grants.

	Rs.	a.	p.
I. Establishment	7,080	0	0
II. Printing and Stationery...	146	0	0
III. Contingencies, etc.	140	0	0
Total	7,366	0	0

IV. ELECTIONS.

14. During the year under report, a fresh Election Roll by house to house inspection was prepared for holding the General Elections in 1935.

15. Voters' qualifications, as defined in Section 11(2) of the Municipal Act, 1888, are far from precise. The ambiguity of the words "separate occupancy" creates immense difficulty in determining the eligibility of a voter who may be a sub-tenant, or one of the members of a family occupying a common flat. This defect in the section has now become widely known and the Election Roll is being inflated year after year by the addition of such names, which the legislature never intended to be included in the Roll.

16. The most opportune time to have this and other Sections suitably amended will be when the Municipal Act is revised in the light of the new Reforms.

17. Bye-election became due on account of the resignation of Mr. Ramji Bharmal, a councillor representing B Ward. But it was not held in view of the impending General Elections.

18. The General Elections of all the Wards for the triennium 1935-36 to 1937-38 were held on 22nd January 1935. Seven Election Appeals were filed, 6 in respect of B Ward Election and 1 in respect of E Ward Election. All of these were still pending at the close of the year but have since been decided, with the result that the Election in B Ward was set aside. There was heavy polling in all wards, the number of voters in two wards being over 82 per cent. of the electorate. The average of votes polled in all wards was about 74 per cent. This unprecedented rush of voters placed a heavy burden upon the staff.

19. I would take this opportunity of placing on record my appreciation of the work done by the staff in general and particularly that of the Head Clerk Mr. V. G. Vaidya.

I have the honour to be,
Sir,
Your most obedient servant,
S. N. CHAUBAL,
Town Duty Officer.

Appendix.

STATEMENT contrasting the Collections, Refunds and Net Revenue from Town Duties for the years 1933-34 and 1934-35.

ARTICLES.	COLLECTIONS.				REFUNDS.				NET REVENUE.			
	1933-34.	1934-35.	Increase in 1934-35.	Decrease in 1934-35.	1933-34.	1934-35.	Increase in 1934-35.	Decrease in 1934-35.	1933-34.	1934-35.	Increase in 1934-35.	Decrease in 1934-35.
	Rs. a. p.	Rs. a. p.	Rs. a. p.	Rs. a. p.	Rs. a. p.	Rs. a. p.	Rs. a. p.	Rs. a. p.	Rs. a. p.	Rs. a. p.	Rs. a. p.	Rs. a. p.
Grain, @ annas 6 per candy	7,58,313 12 8	8,60,932 6 3	1,02,618 9 7	3,22,165 8 0	3,70,530 11 0	48,365 3 0	} 4,24,818 2 8	} 4,70,529 4 6	} 54,711 1 10	}
Flour, @ annas 4½ per candy	10,815 11 0	12,345 15 3	1,530 4 3	22,145 13 0	23,218 6 0	1,072 9 0				
Sugar, @ annas 8 per cwt.	10,60,785	8,52,415 2 3	2,08,370 1 0	5,48,907 15 0	4,78,654 15 0	70,158 0 0	5,11,977 4 3	3,73,760 3 3	1,38,217 1 0
Wines and Spirits, @ annas 4 per Imperial Gallon.	1,23,849 4 3	1,31,465 6 5	7,636 2 2	6,012 15 0	5,348 14 0	...0	664 1 0	1,17,836 5 3	1,26,136 8 5	8,300 3 2
Beer, @ pies 6 per Imperial Gallon ..	34,527 10 0	35,268 14 9	741 4 9	5,826 9 0	5,522 14 0	303 11 0	23,701 1 0	29,746 0 9	1,044 15 9
Ghee, @ annas 10 per Bombay Maund ..	2,28,490 9 11	2,52,539 5 1	24,048 11 2	13,715 13 0	15,337 4 0	1,621 7 0	2,14,774 12 11	2,37,202 1 1	22,427 4 2
Ghee substitutes, @ annas 10 per Bombay Maund.	57,174 1 9	34,132 8 0	23,041 9 9	22,911 1 0	3,825 10 0	14,085 7 0	34,263 0 9	25,206 14 0	8,956 2 9
Timber, @ 2½ per cent. on Market value ..	1,57,368 0 6	1,61,238 8 7	3,970 8 2	27,469 2 0	28,618 9 0	1,150 7 0	1,29,799 14 5	1,32,619 15 7	2,820 1 2
Firewood, @ annas 2 per candy	30,658 11 3	33,246 13 3	2,588 2 0	30,658 11 3	33,246 13 3	2,588 2 0
Sundries	15 5 0	15 5 0	15 5 0	15 5 0
			1,43,148 15 1	2,31,411 10 9			52,209 10 0	85,206 2 0			91,907 1 1	1,47,173 3 9
				-1,43,148 15 1				-52,209 10 0				-91,907 1 1
Total Ra. ..	24,61,883 0 6	23,73,620 4 10	88,262 11 8	9,69,053 12 0	9,36,057 3 0	32,906 9 0	14,92,829 4 6	14,37,563 1 10	55,266 2 8

S. N. CHAUBAL,
Town Duty Officer.

No. M. C./756/S.R. of 25th June 1935.

FROM
THE CITY ENGINEER,
TO
THE MUNICIPAL COMMISSIONER

FOR THE CITY OF BOMBAY.

Subject: *Administration Report for the City Engineer's Department for the year 1934-35.*

SIR,

I have the honour to forward herewith the Administration Report of the Departments under my control for the year 1934-35.

2. The report is divided into the following Sections :—

- (1) Architectural.
- (2) Inventory of Municipal properties.
- (3) Buildings.
- (4) Mechanical.
- (5) Works.
- (6) Sewerage Scheme for the North of the Island.

I. Architectural Branch.

Up-keep and repairs of Municipal Buildings.

3. During the year under report Messrs. Pallonji Edulji & Son, were the contractors (exclusive of monsoon repairs to ex-Trust properties) for Annual Repairs and Petty Works in A, B, C & D Wards, Mr. Tukaram Daji Jawalekar for E/East, and F Wards and Mr. G. L. Jobanputra for E/West and G Wards. Their quotations were 18 per cent., 17½ per cent. and 16½ per cent. below Schedule rates respectively.

4. Messrs. S. D. Marker & Co., were contractors for painting works and their quotation was 33½ per cent. below Schedule rates.

5. The building and repair works entrusted to the Petty Works Contractors during the year amounted to Rs. 1,20,357.

6. The painting works entrusted to the painting contractors during the year amounted to Rs. 18,649.

7. A separate contract for colour washing and white washing the ex-Trust properties was entered into with Messrs. Shivilal & Raibagkar, Mr. Anand Ghiga and Messrs. Kesra Fussa & Co. respectively for Divisions Nos. I, II, and III and their quotations were 14½ per cent., 6½ per cent. and 11½ per cent. below Schedule rates. The work entrusted to these contractors amounted to Rs. 15,588.

8. For monsoon repair works to ex-Trust properties the Contractors were Messrs. Pallonji Edulji & Son, for Divisions Nos. I and III and their rates were 5 per cent. and 2 per cent. below the Schedule rates. For Division No. II Mr. Anand Ghiga was the contractor and his rates were 15 per cent. below Schedule rates. The works entrusted to these contractors amounted to Rs. 13,028.

9. The total number of properties—Municipal and ex-Trust—dealt with during the year was 2,177 as shown below :—

- | | |
|-----|--|
| 542 | Municipal properties. |
| 243 | Properties acquired in connection with Development Scheme. |
| 944 | Properties acquired by the ex-Trust. |
| 173 | Blocks of permanent chawls and buildings. |
| 275 | Blocks of semi-permanent sheds. |

2,177

10. Out of the above properties 27 buildings which were either found to be in unsound condition or required for development of schemes were sold for demolition by public auction. The sale proceeds realised in respect thereof amounted to Rs. 29,357.

Latrines, Urinals and Bathing Places.

11. The work of constructing 40 seats of water-closets on trough pattern at Tardeo Flats which was estimated at Rs. 11,340 was completed during the year and accounts are being adjusted.

12. The work of 100 semi-permanent rooms for the sweepers of the Health Department at Kasarwadi near the Woollen Mills, Dadar, the cost of which was estimated at Rs. 34,500 was in progress at the close of the year.

13. The above two works were carried out, out of the Fines Fund.

Hospitals.

14. Tenders for constructing one new ward for small-pox at Arthur Road Hospital were invited and submitted to the Standing Committee for sanction.

Miscellaneous.

15. 5 Stand pipes from the donation of Rs. 14,338-3-9 from the Advocate-General have been erected in A Ward and for the remaining, steps are being taken to start the work.

16. One stand pipe at Victoria Gardens out of the donation from Mr. Khimji Mulji Randeria has been erected at a cost of Rs. 338.

II. INVENTORY OF MUNICIPAL PROPERTIES.

17. The Corporation under their Resolution No. 3247 of 12th July 1928 had sanctioned the employment of a special staff for the preparation of an inventory of the Municipal properties for a period of two years. The work was started from A Ward and reached upto F Ward when the term of two years for which the temporary staff was appointed expired. The services of the staff could not be extended for want of funds nor could the work be continued with the existing staff on account of the heavy retrenchment in the permanent establishment of the Engineering Department due to re-organisation in 1930. The work had, therefore, to be held in abeyance for the time being. Endeavour has, however, been made since 1934 to resume the incomplete work by deputing to it one of the Inspectors on the permanent staff. The registration of properties in G Ward is now nearing completion, and when it is completed, all the entries in A to F Wards recorded before 1930 will be revised and brought up-to-date. The valuation of the properties will then be taken in hand.

III. PRIVATE BUILDING CONSTRUCTION.

(INCLUDING SET-BACKS.)

18. The number of applications received under Section 337 for the erection of new buildings and under Section 342 for additions and alterations to existing buildings, during the year under report as compared with those received during the preceding four years is as follows:—

Year.	Under Section 337.	Under Section 342.	Total number of buildings dealt with.	Total number of applications.
1930-31	765	1,169	1,934	2,562
1931-32	691	961	1,652	2,570
1932-33	752	1,087	1,839	2,992
1933-34	839	1,007	1,846	2,967
1934-35	933	1,001	1,934	3,095

NOTE.—Two or more modified proposals are generally received in connection with one and the same building, hence the difference between the figures in the last two columns in the above table.

The majority of the plans were conditionally approved.

Set-Backs.

19. The following is a comparative statement of the amounts expended on Set-backs from 1915-16 to 1934-35.

Year.	Paid from Capital.			Paid from Revenue.			Total.		
	Rs.	a.	p.	Rs.	a.	p.	Rs.	a.	p.
1915-16	*6,03,819	0	4	1,05,684	8	1	7,09,503	8	5
1916-17	96,173	3	11	1,22,699	8	2	2,18,872	12	1
1917-18	19,277	8	8	1,59,595	15	3	1,78,873	7	11
1918-19	2,05,566	2	1	1,46,561	3	5	3,52,127	5	6
1919-20	2,90,531	5	11	1,28,517	15	6	4,19,049	5	5
1920-21	1,51,295	12	9	1,04,158	0	9	2,55,453	13	6
1921-22	3,17,488	10	10	1,93,059	0	1	5,10,547	10	11
1922-23	3,99,887	12	4	1,00,083	11	11	4,99,971	8	3
1923-24	5,99,056	0	3			5,99,056	0	3
	Paid from loan works.			Paid from Land and Building Fund.					
	Rs.	a.	p.	Rs.	a.	p.	Rs.	a.	p.
1924-25	5,50,150	0	0	2,71,376	3	3	8,21,526	3	3
1925-26			4,09,538	2	9	4,09,538	2	9
1926-27	4,74,152	11	1	64,976	13	4	5,39,129	8	5
1927-28	5,64,794	0	5			5,64,794	0	5
1928-29	4,72,161	10	9			4,72,161	10	9
1929-30	3,77,125	0	6			3,77,125	0	6
1930-31	3,52,637	0	0			3,52,637	0	0
1931-32	1,46,535	7	4			1,46,535	7	4
1932-33	2,28,187	8	1			2,28,187	8	1
1933-34	1,62,217	13	11			1,62,217	13	11
1934-35	68,859	11	8			68,859	11	8

* Inclusive of Rs. 3,57,682-2-3 on account of the unadjusted charges from 1915-16 and previous years.

20. The liabilities outstanding for lands sanctioned to be acquired as set-backs amounted to Rs. 9,38,461-14-3. This includes an amount of about Rs. 1,10,000 for the set-backs which have been acquired and leased to the house-owners concerned on certain terms and conditions. The compensation therefor becomes payable on the termination of the lease in each case.

21. Steps are being taken from time to time to cancel the old liability in the cases which become time-barred. During the year under report liability on account of such cases upto the extent of about Rs. 1,70,000 was cancelled and further liability will be cancelled as opportunities occur.

22. During the year under report, proposals were submitted for changing the regular lines of the following streets:—

- (1) Falkland Road at its junction with Duncan Road and Cawasji Patel Tank Road (reducing the radii of curves).
- (2) Pydhonie on the South of Pydhonie Police Station (Bhendy Bazar Road).
- (3) 3rd Pasta Lane from its junction with Colaba Road.
- (4) The curve at the junction of Dadyseth Roads in front of Plot No. 19, Chowpatty Estate owned by Mr. Raghunath Dadaji.
- (5) Nawab Tank Road from the Bombay Port Trust Railway fencing eastwards to a distance of about 200 feet.
- (6) Warden Road (near Scandal point on Lady Saklatwala's property opposite Bomanji Petit Road).
- (7) Babulnath Road at the entrance to the Babulnath Temple.

- (8) 40 feet Road between Gokhale Road North and 60 feet Road through the Housing Scheme for the Municipal Employees near Shivaji Park.

ENFORCEMENT OF BUILDING REGULATIONS.

23. 2,779 Summonses were issued against house-owners under various sections of the Municipal Act with the result shown in the following statement.

Section of Act.	No. of prosecutions.	No. of Cases withdrawn or complied with.	No. of Convictions.	No. of postponements falling during the year 1935-36.	Amount of fines.
					Rs. a. p.
231	292	197	44	51	586 8 0
243	4	Nil.	3	1	60 0 0
248	4	Nil.	3	1	150 0 0
257	351	246	47	58	583 4 0
258	13	7	1	5	2 0 0
259	12	9	2	1	28 12 0
297 (3)	1	Nil.	1	Nil.	20 0 0
308	1,291	1,065	43	183	999 0 0
326	9	7	Nil.	2
337	162	88	10	64	337 0 0
342	126	94	9	23	112 0 0
347 (A)	8	5	Nil.	3
349	1	Nil.	Nil.	1
353	48	24	3	21	205 0 0
353A	171	102	16	53	702 10 0
354	253	160	6	87	375 0 0
358	12	11	Nil.	1
377A	20	15	Nil.	5
By-law 40	1	1	Nil.	Nil.
	2,779	2,031	188	560	4,161 2 0
<i>Add—Fines in old</i>	<i>postponed cases</i>	<i>inflicted during</i>	<i>1934-35</i>		2,180 0 0
				<i>Total</i>	6,341 2 0

24. No notice was issued under Section 378 for the improvement of insanitary buildings during the year under report. Action under this Section is now taken by the Health Department.

25. 885 Notices were issued under Section 354 of the Municipal Act for the removal of unsafe structures. Out of these 501 were complied with and the remaining 384 were pending at the close of the year.

26. Out of the 250 notices under Section 354 that were pending at the close of the previous year 178 were complied with and the remaining 72 were still pending at the close of the year.

27. 19 buildings or portions thereof fell during the year under report. There were no casualties in 14 cases and in the remaining five cases 10 persons were injured and 2 killed.

28. Action was taken under Section 349 of the Municipal Act in 35 cases for the summary removal of huts or walls thereof made of inflammable materials. Out of these 23 were complied with and the remaining 12 were pending at the close of the year.

29. All the 5 cases pending at the close of the last year were complied with.

30. Applications were made to the Standing Committee for the removal of unauthorized works in 45 cases. In 22 cases out of these the works were removed by the parties and in 10 cases works were removed by the Municipality. In 3 cases works were allowed to remain on submission of plans. In 2 cases action was dropped and the remaining 8 cases were pending at the close of the year.

31. Out of 12 cases which were pending at the close of the previous year, in 4 cases the works were removed by the parties, in 2 cases the works were removed by the Municipality and in 4 cases the works were allowed to remain on submission of plans. In one case the work was allowed to be retained and 1 case is still pending at the close of the year.

32. 3,305 notices were issued under Section 308 of the Municipal Act for the removal of unauthorized projections. Out of these 2,779 were complied with and the remaining 526 were pending at the close of the year.

33. Out of the 722 notices under Section 308 which were pending at the close of the previous year 681 were complied with and the remaining 41 were still pending at the close of the year.

34. During the year under report 1,516 stall boards and weather frames were permitted and 1,384 unauthorized projections were removed.

35. The total income from stall boards and weather frames during the year under report amounted to Rs. 82,160-12-11 as against Rs. 70,379-1-5 for the previous year. The total number of stall board and weather frame projections permitted is 4,495.

36. In all 6,981 notices were issued under the following Sections of the Municipal Act :

Section of the Municipal Act.	Number of Notices.
231	866
243 (2)	12
244 (1)	5
257 (1) (a)	1,059
298	8
299	18
308	3,305
315	1
329	4
349	35
351	91
351 (2)	49
353	259
354	885
354A	245
377A (1)	89
488	50
Total number of Notices	6,981

37. During the year under report 1,450 buildings were surveyed by the Ward Inspectors with a view to registering newly constructed tenements in the City. The following statement shows the number of tenements newly constructed :—

Ward.	Number of one room Tenements.	Number of two-room Tenements.	Number of larger tenements usually known as blocks.
A	88	67
B	275	76	19
C	182	36	23
D	496	512	323
E	429	86	24
F	1,806	523	581
G	696	887	94
Total	3,972	1,320	1,131

38. The following statement shows the number of tenements demolished during the year:—

Ward.	Number of one-room Tenements.	Number of two-room Tenements.	Number of larger Tenements usually known as blocks.
A	80	19	3
B	186	10	7
C	481	73	53
D	189	2	26
E	175	3	8
F	141	2
G	35	9	12
Total ..	1,287	116	111

39. It would not be out of place to refer briefly to the Municipal Building Regulations which are considered by the uneducated builder as an uncalled for encroachment on his liberty to build his own house as he likes, although the intelligentsia do appreciate the desirability and necessity of such regulations for the safety and health of the citizens. Suggestions have been received from several quarters that the Municipality should also undertake to regulate the æsthetic side of the building construction in the City as in the case of the buildings on the plots leased by the late Improvement Trust. The scope of the present Act is confined to the strength and stability of the structures, sanitation of the buildings and safety of the inmates in the event of a fire. It is therefore a question which the Corporation will have to consider whether it is desirable to encroach further upon the liberty of the builder. The present Building Bye-Laws which came into force on the 19th of July 1919—particularly those relating to the provision of the open spaces for the lighting and ventilation of the buildings are no doubt a substantial improvement on the bye-laws in force before that date, so much so that some of the buildings then erected in conformity with the Municipal Bye-Laws particularly those constructed before the year 1916 now have to be declared unfit for human habitation. On the other hand, such of the landlords and they are not few, who do not believe in the quality so much as in the quantity of the living accommodation make all possible efforts and in many cases successful ones to evade the bye-laws by taking advantage of the defects in them. The present bye-laws in respect of open spaces appear to have been based on the expected co-operation among the neighbouring landlords in providing combined open spaces for common benefit, but in practice this co-operation is found wanting. Whereas every one appreciates the legal obligation, he expects his neighbour to undertake the responsibility for his benefit also. This misconceived notion on the part of the landlords has given rise to unnecessary and frivolous complaints thereby increasing the work of the Department.

40. These regulations are being administered since 19th July 1919 and have been found to be defective in several respects so much so that the discretionary power vested in the Municipal Executive by statute has to be exercised in almost every case for the benefit of the individual as well as of the general public. This department has undertaken the work of revising these bye-laws in the light of the experience gained. It is hoped that it will be possible to place the amended bye-laws for the consideration of the Municipal Commissioner shortly.

IV. MECHANICAL BRANCH.

(1) Municipal Workshops.

41. The revised system of supervision charges being levied at the rate of $3\frac{1}{2}$ per cent. on labour and stores required in the execution of works carried out in the Workshops sanctioned as per Corporation Resolution No. 2587 of 29th January 1933 and brought into force from the beginning of the year 1933-34 was also continued during 1934-35.

42. The total expenditure on works carried out during the year aggregated Rs. 1,80,616-10-0 as against Rs. 1,76,415-5-0 of the preceding year as under:—

Labour	Rs. a. p.
Stores	90,773 0 0
	84,378 10 0
	<hr/>
	1,75,151 10 0
Supervision at $3\frac{1}{2}$ per cent.	5,465 0 0
	<hr/>
Total ..	Rs. 1,80,616 10 0

43. The number of jobs carried out during the year was 3,990 against 3,999 of the preceding year.

44. The charges for the upkeep of shops during the year amounted to Rs. 25,348-0-5 against Rs. 24,010-5-5 of the preceding year as under :—

	Rs.	a.	p.
Labour	13,575	4	0
Stores	3,037	5	4
Electric charges	4,150	9	7
Coal and Coke	4,584	13	6
Total	25,348	0	5

The increase of Rs. 1,338 is mainly due to (a) purchase of an electric motor for the Boiler-shop and several machinery parts and (b) increased coal consumption on account of greater turnover.

45. The overhead charges such as Establishment, Telephone, Printing, Stationery, Contingencies, etc., amounted to Rs. 49,282-10-2 against Rs. 46,087-13-8 of the preceding year.

The main item of increase is under Establishment and is due to the creation of the post of Chief Clerk in place of the post of an Assistant Accountant which was borne on the Establishment Schedule of the Chief Accountant, acting arrangements, yearly increments of the staff, etc.

46. The standing charges thus amounted to Rs. 74,630-10-7 which bear a percentage of 42.6 to the labour and stores required to carry out the works against the percentage of 41.2 of the last year.

47. The income under IX—Mechanical, Miscellaneous, Miscellaneous Receipts amounted to Rs. 15,123-9-6 against the revised estimated amount of Rs. 11,500.

48. The Workshops continued to keep in repair all the Municipal Mechanical and Electrical plants and also various Municipal Electrical Installations.

(2) Love Grove Pumping Station.

49. The electrically-driven vertical spindle pumps installed in 1931 have been running continuously and successfully since they were brought into use.

50. The savings estimated in the original proposal for the installation of these pumps have in all cases been realised and the plant has amply justified its installation.

51. The coal consumed during the year was 232 tons 10 cwts. against 1,228 tons 16 cwts. in the preceding year. No coal was used from 1st June 1934 as the power house was closed down from that date.

52. During the year one Vickers-Gill electrically driven vertical spindle pump was installed and a further unit of this description is required to complete the scheme.

53. The steam compressors and pumps have not been operated during the year and the staff has been dispensed with. It is very improbable that these units will ever be brought into operation again.

54. The detritus from the screening chamber requires a considerable number of men for its disposal owing to the distance at which the dumping ground is situated from the station. A scheme to economise in this direction is under consideration.

55. I would, however, like to draw attention to the inadequacy of the detritus chamber at Love Grove which was originally installed to deal with only half the quantity of sewage now being received at the pumps. By overloading the chamber the velocity of the sewage is at least twice as great as is necessary in order to ensure complete settlement of grit. Proposals for remodelling the grit chamber are under consideration.

56. Since the new pumps were installed, the average height of the sewage in the detritus chamber continued to be kept at a low level which permits of a free outfall for the sewage at all states of the tide. The average reduced level of sewage was 70 feet and the amount of detritus removed was 4,384 tons 5 cwts.

57. The usual practice of pumping flood water from the storm water channel was carried out during the last monsoon. This has resulted in preventing certain areas of the City becoming flooded as has happened previously.

58. The estimated saving by the installation of electrically-driven vertical spindle pumps at Love Grove has been fully realised as will be seen from the following statement showing the expenditure on Pumping and Purification Works at Love Grove for last four years :—

Year.	Expenditure.	The total quantity of sewage pumped in millions of gallons.
	Rs.	
1931-32	2,43,442	14,587
1932-33	2,10,697	22,696
1933-34	1,76,244	21,937
1934-35	1,60,570	21,844

" " About 7½ rupees per million gallons of sewage pumped.

59. Electric current was taken under contract from the Tata Hydro-Electric Power Supply Co., Ltd., under the G.P.-1 Tariff for the first 11 months of the year and for the remaining one month at G.P.-2 Tariff and the number of units consumed during the year was 2,524,000 at an average cost per unit of 601 anna.

60. As the Tata Hydro-Electric Power Supply Co., Ltd., now offers an inducement to its consumers by means of a rebate in the Tariff for improved power factor, it has been decided to take advantage of this and a provision has been made in the budget for the installation of Static Condensers which are expected to repay their cost within 18 months' service.

61. The conversion of privies and the night working of the mills is proving beneficial as it is observed that the flow of sewage to the pumping station is being equalised. We have no record of any involuntary stoppage of the pumping plant during the past 20 years and there is no such case to report during the year under report.

(3) MATUNGA, POIBAVDI AND PURBHADEVI PUMPS.

62. These pumps continued in operation and the approximate quantity of sewage pumped and the expenditure incurred during the year are as under :—

Pump at	Approximate quantity of sewage pumped in million gallons.	Expenditure during the year.		
		Rs.	a.	p.
Matunga	1,004	23,154	0	0
Poibavdi	40	4,303	0	0
Purbhadevi	4	1,242	0	0
Total ..	1,048	28,699	0	0

NOTE:—The present pumping plant at Matunga which is driven by oil engines is now worn out and arrangements have been made to electrify the plant which will result in raising the capacity of this station to deal with the developments in the drainage of the northern part of the Island.

(4) Compressor Stations.

(a) Love Grove.

63. The Air Compressor Station at Love Grove has not been in operation during the period under review.

(b) Fergusson Road, Victoria Gardens and Warden Road.

64. The stations at Fergusson Road, Victoria Gardens and Warden Road have run successfully and economically. The Rotary Air Compressor Station installed during the year at Warden Road has run with very satisfactory results. Two vertical spindle, electrically driven

pumps have been installed during the year at this station and are in daily operation to assist the ejectors during the time of peak load. The electric units consumed at Fergusson Road and Victoria Gardens stations together with the price paid are as follows :—

Name of Station.	No. of units consumed.	Cost.			Average price per unit.
		Rs.	a.	p.	
Fergusson Road A. C. Station.	7,46,640	32,854	3	4	.70 anna.
Victoria Gardens A. C. Station.	14,08,603	53,673	12	0	.61 "
		86,527	15	4	
	for Staff.	13,380	0	0	
		99,907	15	4	

65. The installation of new pumps at Love Grove and the decentralisation of the compressor stations have resulted in securing an annual saving in staff and fuel to the extent of Rs. 151,631. It has the further effect of keeping the drain in a better condition due to the free outfall now obtained. The annual saving in the item of cleansing of drains and sewers amounted in the last year to Rs. 30,876.

(c) Bhandarwada.

66. This station is run intermittently as required and is necessary as a stand-by.

(d) Colaba.

67. This station has continued to run satisfactorily during the year. The new ejector installed in First Pasta Lane together with the proposed ejectors for the drainage of the Back Bay area has resulted in the above station being inadequate to deal with the increased demands for compressed air and therefore Budget Provision has been made to meet the cost of an additional air compressor which will be ready for operation before the Back Bay ejectors are brought into use. This will replace this compressor which has been in continuous use for nearly 40 years. During the year 568,180 units were consumed at a total cost of Rs. 27,901-6-8, average price per unit being 0.78 annas.

(5) EJECTOR STATIONS.

68. All the 20 ejector stations in different parts of the City worked satisfactorily during the year. The new ejector installed at Setalvad Road has resulted in a very decided improvement in the drainage of that area which should now be free from trouble for many years to come. The new ejector in First Pasta Lane, Colaba, to deal with the considerably increased quantity of sewage owing to the development of that area has now been in use for some months with satisfactory results. The total quantity of sewage lifted at these stations during the year is 20,415 million gallons.

NOTE :—(a) The total expenditure incurred during the year under report on all Compressor and Ejector Stations is Rs. 2,05,004. (b) Several of the air and sealed sewage mains in the Colaba area were found to be inadequate to meet the conditions now prevailing in that area since its development. It is intended to replace part of these during the next 12 months.

(6) FLOOD GATES.

69. Two pairs of storm water gates were required to be renewed but due to financial stringency the work could not be carried out this year. Budget provision has been made to renew one pair of storm water gates during the ensuing year.

70. It may be mentioned in this connection that the sea end of the main outfall sewer at Love Grove having shown signs of deterioration was specially examined by experts from the Port Trust and they have made a complete report showing the extent of the damage done. Alternative schemes for repairing and extending the damaged outfall as well as for purifying the sewage before its discharge into the sea are being worked out with a view to determine which scheme would be economical and in the interest of the Corporation. It is hoped that the two alternative schemes will be placed before the Municipal Commissioner for his consideration before

the end of the next monsoon. This work is of greatest importance to the City as it will ultimately result in removing the present nuisance in the vicinity of Love Grove Pumping Station and the outfall.

(7) INSPECTION OF FACTORIES, WORKSHOPS AND WORKPLACES.

WARDS.	New Proposals for Permits and Licenses.		Recommended Permits.		Factories working without Permits.	Nuisance Cases.	Notice issued under Section 392.
	Permits.	Licenses.	Permits.	Licenses.			
A	55	15	55	14	Nil.	9	Nil.
B	29	10	29	10	Nil.	0	Nil.
C	75	69	75	67	Nil.	4	1
D	77	53	77	53	Nil.	3	Nil.
E	111	51	111	51	Nil.	7	Nil.
F	45	18	45	15	Nil.	2	Nil.
G	35	8	35	6	Nil.	0	Nil.
	427	224	427	216	Nil.	25	1

71. The total number of permit and licence cases inspected and disposed of during the year 1934-35 was 651. The nuisance cases were attended to and necessary steps taken in the cases of factories reported to be working without permits. The total number of cases inspected during the year 1934-35 was 677. Each factory, workshop and workplace was inspected on more than three occasions. The total cost incurred under supervision of factories, etc., during the year under report is Rs. 11,720.

(8) MUNICIPAL MOTOR TRANSPORT.

72. During the year under report there were 87 motor vehicles in commission as under:—

- 3 Inspection cars.
- 7 Ambulances.
- 2 School buses.
- 3 Encroachment lorries, and
- 72 Heavy Transport lorries.

87

73. The net tonnage of the lorries is 4/5 tons. The total mileage done by these 87 vehicles is 8,56,230 at a total cost of Rs. 3,99,400. The rate for a 4/5 Ton Lorry during the year under report was Annas 8 per mile.

74. Budget provision has been made to meet the cost of the alterations necessary in order that Municipal fleet of motor lorries may be garaged at one depot at the Municipal Workshop which arrangement will result in more efficient supervision.

75. The system of supplying the vehicles with petrol, oil and grease during the night has justified the experiment and year by year the cost per lorry mile is being gradually reduced.

(9) REFRIGERATOR PLANT AT ARTHUR CRAWFORD MARKET.

76. The plant continued to work satisfactorily during the year. The total expenditure on maintenance and running of the plant is Rs. 18,500.

V. WORKS BRANCH.

A.—Construction.

(1) ROAD AND DRAINAGE WORKS.

(a) *By contract.*

77. 10 road works were carried out by contract at a total cost of Rs. 3,34,405-7-6 as shown in the statement marked W. E. A.

(b) *Departmentally.*

11 road construction and 3 drainage works were carried out at a total cost of Rs. 68,811-14-10 as shown in statement marked W. E. B. and 5 footpath works were carried out at a total cost of Rs. 7,384-4-0 as shown in statement marked W. E. C.

(c) *Roads and drainage works in Back Bay Reclamation Scheme.*

As the roads and drains in the Back Bay Reclamation Blocks I and II and Cuffe Parade Extension are ultimately to be transferred to the Municipality for maintenance, the Government desired that the work might be undertaken by the Municipality at their cost. The Government having paid the deposit towards the cost of these works, the following works were taken in hand in pursuance of Corporation Resolution No. 908 of 1st May 1930 and were in progress at the close of the year.

Roads, Drainage and other works undertaken on behalf of Government in the Back Bay Reclamation area :—

Serial No.	Name of Work.	Name of Contractor and Standing Committee Resolution No.	Contract amount.	Date of completion as per contract.
			Rs.	
1	Laying 9" Pipe sewer in Cuffe Parade Extension from Panday's Sanatorium on North to the existing Municipal Ejector No. 4 near Afghan Church on South.	Messrs. Sadanand & Co. Standing Committee Resolution No. 1072 of 25th January 1935.	39,637	4th June 1935.
2	Providing cement concrete slabs along Cuffe Parade Extension from Panday's Sanatorium to 1,460 ft. southwards.	Messrs. Sadanand & Co. Standing Committee Resolution No. 1185 of 27th February 1935.	30,001	17th June 1935.
3	Laying 9" pipe sewers and accessories in Block No. II (Part) of the Back Bay Reclamation Scheme.	Messrs. Tejoo Kaya & Co. Standing Committee Resolution No. 1143 of 13th February 1935.	39,995	27th June 1935.

ROAD WORKS BY CONTRACT.

W. E. A.

Serial No.	Name of work.	Name of contractor and Standing Committee Resolution No.	Contract amount.	Actual expenditure including establishment upto 31st March 1935.		Cost of Asphalt including Establishment upto 31st March 1935.		Total expenditure upto 31st March 1935.		Date of completion as per contract.	Actual date of completion.	REMARKS.
				Rs.	Rs. a. p.	Rs. a. p.	Rs. a. p.	Rs. a. p.				
1	Providing cement concrete roadway at Hornby Vellard.	Messrs. Gannon Dunkerley & Co., Ltd., S. C. Res. No. 5892 of 11th October 1933 and 7084 of 15th November 1933.	33,221.20	33,696 3 10	33,696 3 10	22nd Feb. 1934 ..	18th May 1934 ..	Work completed. Accounts adjusted.			
2	Providing cement concrete roadway along a portion of Tardeo Road between Clerk Road and Victoria Memorial School for the Blind.	Messrs. Gannon Dunkerley & Co., Ltd., S. C. Res. No. 5893 of 11th October 1933.	17,984	17,091 0 0	17,091 0 0	22nd January 1934	31st Jan. 1934 ..	Do.			
3	Providing 6" cement concrete foundation along Palton Road from Hornby Road to Carnac Road.	Messrs. G. T. Tembe & Co., S. C. Res. No. 5894 of 11th October 1933.	40,709	40,350 2 1	37,811 13 0	78,161 15 1	22nd Feb. 1934 ..	22nd March 1934	Do.			
4	Providing 6" cement concrete foundation along Sandhurst Road between Dongri Street and Parel Road.	Mr. Dattatraya Govind, S. C. Res. No. 8324 of 27th December 1933.	16,555	16,949 3 6	14,895 2 8	31,844 6 2	30th March 1934	9th April 1934 ..	Do.			
5	Providing cement concrete foundation slabs along Lamington Road between Grant Road and Foras Road.	Messrs. Maneck Kurpal & Bros., S. C. Res. No. 835 of 21st November 1934.	13,786	12,988 3 5	14,811 12 10	27,800 0 3	28th Jan. 1935 ..	21st Jan. 1935 ..	Work completed. Accounts are to be adjusted.			
6	Providing cement concrete foundation slabs along Lamington Road between Foras Road and Falkland Road.	Messrs. Maneck Kurpal & Bros., S. C. Res. No. 834 of 21st November 1934.	18,053	16,113 7 11	649 12 0	16,763 3 11	13th Feb. 1935 ..	9th Feb. 1935 ..	Do.			
7	Providing cement concrete roadway along a portion of Tardeo Road from Clerk Road to 327' towards the east.	Mr. S. B. Joshi, S. C. Res. No. 983 of 28th December 1934.	6,207	5,680 4 4	5,680 4 4	27th Feb. 1935 ..	25th Feb. 1935 ..	Do.			
8	Providing cement concrete foundation slabs and strips of sett-stone pavement on cement concrete foundation along portions of east and west approaches and the whole of southern approach and central portion of Victoria Bridge.	Messrs. Rasulji Rajbhoy & Co., S. C. Res. No. 963 of 28th December 1934.	47,166	10,196 5 1	10,196 5 1	1st July 1935	Works in progress.			
						Carried forward	2,21,233 6 8					

Serial No.	Name of work.	Name of contractor and Standing Committee Resolution No.	Contract amount.	Actual expenditure including establishment upto 31st March 1935.	Cost of Asphalt including Establishment upto 31st March 1935.	Total expenditure upto 31st March 1935.	Date of completion as per contract.	Actual date of completion.	REMARKS.
9	Providing sett-stone pavement on cement concrete foundations along Bapu Khote Street from its junction with Erskine Road to Bhoiwada 2nd Lane. IMPROVEMENT TRUST. CAPITAL ACCOUNT EXPENDITURE SCHEME NO. 31—ROADS.	Messrs. Nagji Narsi & Bros., S. C. Res. No. 1118 of 6th February 1935.	Rs. 20,349	Rs. a. p. Brought forward .. 0 13 11	Rs. a. p.	Rs. a. p. 2,21,233 6 8 0 13 11	17th June 1935	Works in progress.
10	Providing 6" cement concrete foundations along the damaged portions of the carriageway of Soparibag Road, West, between Lal Baug and Poibavdi.	Messrs. Maneck Kurpal & Bros., S.C. Res. No. 7759 of 6th December 1933.	55,265	51,808 1 3	61,363 1 8	1,13,171 2 11	17th May 1934 ..	24th April 1934	Work completed; accounts adjusted. Expenditure to the extent of Rs.1,00,000 booked in Improvement Trust Account under Scheme No. 31, Parel, and the balance booked in Municipal Account under 'Remaking roads etc.'
						Total Rs. ...	3,34,405 7 6		

Road, drainage and other works carried out Departmentally.

Serial No.	Name of work.	Actual expenditure incurred.		REMARKS.
		Rs.	a. p.	
1	Constructing the proposed 40' road with cement concrete on the east of Gokhale Road (north) between Lady Jamshedji Road and the proposed 60' road -near Popatlal's Chawl	14,608	15 10	Complete.
2	Providing 3" sheet asphalt on black base at Sandhurst Road between Chinch Bunder Road and Dongri Street ..	16,609	0 5	Do.
3	Constructing the 40' road between Ganesh Peth Lane and the new 40' road with cement concrete	4,180	8 2	Do.
4	Constructing the proposed 40' road with cement concrete near Shivaji Park and providing S. W. drainage arrangement..	4,580	14 0	Incomplete.
5	Constructing half the width of the 80' approach road leading to Shivaji Park with cement concrete	4,481	10 0	Complete.
6	Filling in depressions, levelling, removing rank vegetation and tidying up the ground at Shivaji Park	1,852	7 0	Do.
7	Constructing the portion (half width) of the proposed 60' cross road off Lady Jamshedji Road, case No. M/337 ..	853	12 10	Do.
8	Constructing a portion of the proposed 40' road off Gokhale Road (north) near case No. M/151-54 with cement concrete.	2,184	15 5	Do.
9	Constructing a portion of the proposed 60' cross road off Gokhale Road (north) near case Nos. M/783, 787, 789 and 79-93 with cement concrete	1,877	13 0	Incomplete.
10	Constructing a portion of the proposed 40' road off Lady Jamshedji Road near case Nos. M/228-29 with cement concrete ..	1,069	3 2	Complete.
11	Constructing Tulsi Pipe Line Road from its junction with Dadar Road to the site of the disposal works	7,080	2 0	Incomplete.
12	Providing 9" pipe drain in 40' road between Ganesh Peth Lane and the new 40' road	4,061	1 0	Complete.
13	Providing 12" S. W. drain between Ganesh Peth Lane and the new 40' road ..	3,613	12 0	Do.
14	Providing 12" S. W. drain in 40' road off Lady Jamshedji Road near Mr. Paul Miranda's premises	1,757	12 0	Do.
	Total ..	68,811	14 10	

Footpath works carried out departmentally.

Serial No.	Description.	Mode of construction.	Actual expenditure incurred.	REMARKS.
1	Paving portions of footpath along Hornby Road (East) between Fort Street and Church Gate Street.	Blue stone pavement.	Rs. 2,935 a. 0 p. 0	Complete.
2	Paving footpath along Dr. Wilson Street (East side).	Shahabad pavement.	1,315 14 0	Do.
3	Paving footpath along Mazagon Road (East side).	Do. do. ..	1,295 0 0	Do.
4	Paving footpath in front of Ghaswalla Building at Sir Pherozeshah Mehta Road.	Blue stone pavement.	644 12 0	The work has been completed.
5	Paving footpath at Sir Pherozshah Mehta Road near Kermani Building.	Do. do. ..	1,193 10 0	Complete.
		Total ..	7,384 4 0	

(2) CRUSHERS.

78. The Stone Crushers at Sewri and Love Grove were worked on economical lines throughout the year resulting in a profit of Rs. 4,229. The rubble for the Crushers at Sewri was taken from the Trust stone depots at Gowari and Bhoiwada at the rates of Rs. 7-2-6 and Rs. 7-0-6 per brass respectively as against last year's rate of Rs. 7-12-0. Rubble for Love Grove Crushers was taken from the ex-Trust dump at Worli at Rs. 5 per brass which was the previous year's rate.

As the contract entered into with Mr. D. K. Vijan terminated by the end of February 1934 and as it was found economical to entrust this work to a labour contractor, tenders were invited for crushing, screening and feeding the crushers at Sewri and the lowest tender of Mr. D. K. Vijan for a period of one year from 1st March 1934 to 28th February 1935 at the rate of Rs. 3-0-0 per brass including labour for feeding the crushers, screening the materials, forming depots and loading into the lorries was accepted with the sanction of the Standing Committee, *vide* Standing Committee Resolutions Nos. 10859 and 766 of 14th March 1934 and 31st October 1934 respectively.

The tar macadam mixer at Love Grove is still out of commission.

The following is the statement of accounts of the working of the plants :—

Particulars.	Income.	Expenditure.	Profit.
	Rs. a. p.	Rs. a. p.	Rs. a. p.
(1) Sewri Crushers	1,81,785 0 0	1,77,556 0 0	4,229 0 0
(2) Love Grove Crushers			

The sanctioned rates during the year under report are as under :—

Material.	Rates from 1-3-34 to 30-9-34.		Rates from 1-10-34 to 28-2-35.	
	Rs.	a. p.	Rs.	a. p.
1½" metal	11	0 0	10	0 0
1" metal	14	0 0	12	0 0
½" chips.	17	0 0	16	0 0
½" and ⅜" grit	20	0 0	19	0 0
Grit with dust	12	8 0	11	8 0
Dust	5	0 0	Free	

(on departmental works).

(3) ASPHALT PLANT.

79. During the year 1934-35 a length of 1,968 miles of roads covering an area of 31,429.26 sq. yards was asphalted. This, together with the roads laid in previous years gives a total length of 32,802 miles covering an area of 7,02,850.54 sq. yards of asphalt pavements laid by the Municipal Plant upto 28th February 1935.

A total length of 11.484 miles covering an area of 3,48,600.15 sq. yards of Trust roads has been taken over from that body upto 28th February 1935.

The total mileage and area of asphalt roads in Bombay on 28th February 1935 are thus 44,286 miles and 10,51,450.69 sq. yards respectively.

The details of the different methods are as shown in the following statement.

Agency.	3" Sheet asphalt.		2" Asphaltic concrete.		2½" Mixed macadam.		3" Cold mix.		Total.	
	Miles.	Area in sq. yds.	Miles.	Area in sq. yds.	Miles.	Area in sq. yds.	Miles.	Area in sq. yds.	Miles.	Area in sq. yds.
Municipality ..	25.968	5,86,453.10*	2.640†	64,913.53‡	3.721	91,855.85	0.473	10,128.56	32.802	7,02,850.54
Bombay Improvement Trust.	11.094	3,40,250.15	0.390	8,350.00	11.484	3,48,600.15
Total ..	37.062	8,76,703.25	3.030	73,263.53	3.721	91,855.85	0.473	10,128.56	44.286	10,51,450.69

* 1,530.76 square yards of this were laid on 4" black base.

† 0.424 miles of this was laid out of Bombay.

‡ 5,076 square yards of this were laid on 4" black base.

The total area of 31,429.26 sq. yards was laid with different kinds of asphalt as shown below :—

Kind of asphalt.	Area laid in square yards.	REMARKS.
Mexphalt	24,468.32	Supplied by Messrs. Burmah-Shell Oil Storage and Distributing Co. of India, Ltd.
Texaco	6,960.94	Supplied by Messrs. Texas Co.
Total	31,429.26	

In addition to the above, an area of 2,275.49 sq. yards was laid during the year in connection with the reinstatement of trenches taken by various Public Utility Companies and an area of 12,917 sq. yards was laid, out of the grant for Maintenance of Capital Roads.

The total expenditure incurred during the year amounted to Rs. 1,64,776 and the value of the materials on hand at the end of the year was Rs. 22,217. The actual expenditure was thus Rs. 1,42,559.

The rates charged for various methods were as shown below :—

	Per sq. yard.
	Rs. a. p.
(1) 3" sheet asphalt with oil asphalt	4 2 0
(2) 2½" plant-mixed macadam with ½" seal coat (oil asphalt)	3 12 0
(3) Trench reinstatement work 3" sheet asphalt with oil asphalt	9 0 0

During the year the Plant was closed for the monsoons for 130 days from 17th June 1934 to 24th October 1934, for 4 days for intermittent rains and other unforeseen reasons. Out of the remaining 231 days, 33 were Sundays, 8 holidays and 190 were working days.

The average area laid per day with the different methods was as follows :—

Method.	Length in miles.	Area in square yards.	No. of days.	Average per day.
3" sheet asphalt	1.750	29,898.50	63	472.42
3" sheet asphalt on black base	0.218	1,530.76	7	218.68
Maintenance works	12,917.00	75	172.23
Trench work	2,275.49	45	50.56
			190	

2,392 R. ft. of expansion joints were also prepared.

The following tests were taken during the year at the Asphalt Plant Laboratory :—

	No. of tests.
1. Extractions	380
2. Platform sand tests	2,338
3. Tests of sand from depots	1,340
4. Tests of materials from depots	250
5. Tests of platform metal	831
6. Void tests	68
7. Specific gravity tests	331
8. Preparing samples of various road mixtures	136
9. Penetration and other tests	832

The area of the roads laid by the Plant since 1921-22 upto-date is as shown below :—

Year.	New roads Area in square yards.	Other works.	Total.
1921—22	3,815.00	3,815.00
1922—23	63,579.00	63,579.00
1923—24	40,240.02	40,240.02
1924—25	56,602.99	56,602.99
1925—26	72,569.25	2,745.72	75,314.97
1926—27	70,189.05	8,113.32	78,302.37
1927—28	79,434.58	6,126.72	85,561.30
1928—29	93,592.42	2,615.67	96,208.09
1929—30	86,883.90	3,823.20	90,707.10
1930—31	32,128.30	11,843.09	43,971.39
1931—32	40,806.58	9,590.08	50,396.66
1932—33	24,423.59	9,888.31	34,311.90
1933—34	7,156.60	19,232.47	26,389.07
1934—35	31,429.26	15,192.49	46,621.75

(4) Improvement of Private Streets.

80. Action under Section 305 of the Municipal Act was taken in respect of 58 private streets and the following streets were declared public under Section 306 of the Municipal Act during the year 1934-35:—

Name of the Street.	Area in Square Feet.
1. Private street off Vithalbai Patel Road (Girgaum Back Road) opposite Peerbhoy Mansion	202.00
2. Private street off French Bridge low level road (south).	747.00
3. Three private streets off Tardeo Road (Adamji Peerbhoy Mills Estate)	6,817.00
Total area	7,766.00

This represents a length of 1,573 feet or little less than $\frac{1}{2}$ mile.

The following works were carried out departmentally at the cost of the frontagers:—

Name of the Street.	Total Expenditure booked upto 31-3-1935.
	Rs. a. p.
1. Private street off Arthur Road from Gas Works gate	2,612 14 10
2. Private street off Kashinath Dhuru Street	1,413 15 9
Total	4,026 14 7

Prosecutions for failing to comply with the requisitions under Section 305 and 377 (1-A) of the Municipal Act were launched in the Police Court against the frontagers of the private streets (1) Hasali Tank Lane, (2) Dadar Gulli, (3) Manmala Tank Lane, (4) Pancha Kumbhar Lane and (5) private street off Vithalbai Patel Road in Khotachiwadi. Action against those of Nos. (1) and (5) has been withdrawn on their agreeing to pay their proportionate shares of the cost and that against No. (2) has been dropped as the frontagers agreed to carry out the improvements themselves, while that against Nos. (3) and (4) has been deferred for the present as sewers are to be laid through these lanes in the scheme for the drainage of the north.

Recoveries of the expenditure from house-owners were in progress. In 20 cases claims amounting to Rs. 7,251-14-1 were declared "improvement expenses" with the approval of the Corporation under Section 494 of the Municipal Act, and steps are being taken to effect recoveries from the tenants of the properties under Sections 495 and 496 of the said Act. In 25 cases action under Section 498 of the Act was taken against the tenants concerned for failing to pay their respective instalments under Section 495 of the Act and in 9 cases distress warrants were executed with the help of the Police.

References were filed in Small Causes Court in two cases under Section 503 of the Municipal Act. In one case an award was obtained while in the other, the case was amicably settled.

The total expenditure on the improvements of private streets during the year under report amounted to Rs. 4,073-1-7 and the total recoveries made from the house-owners during the said period for the improvements carried out during the previous years amounted to Rs. 43,469-1-9.

It may be added here that actions for the improvements of several private streets had to be deferred due to the present depression.

(5) Design Office Works.

81. 236 estimates for drainage and sewerage works, 370 for Road work (i.e., 606 estimates in all) and 308 tracings and 1,156 blue prints for both Drainage and Road Works were prepared during the year.

B.—MAINTENANCE.**(1) Repairs and Alterations to Drains and Sewers.**

82. 217 small drainage works of alterations and repairs to the existing drains and sewers were carried out departmentally. 258 manhole frames and covers, 165 gratings and 9 ventshafts were renewed as found necessary. The total certified expenditure booked up to the end of the year was Rs. 18,905-9-0 as against the budget provision of Rs. 20,000.

(2) Cleansing of Pipe Sewers, Ovoid Sewers, Storm Water Drains, Water Courses, Catchpits, Water Entrances, Septic Tanks and Contact Beds, Street Connections, Testing and Keeping in Order Ventshafts, etc.

83. (a) There are about 142 miles of pipe sewers and the systematic cleaning of these pipe sewers was carried out throughout the fair season. Discs and cleaning rods were passed through 142.69 miles of these sewers, some being cleaned more than once and the silt removed therefrom amounted to 2,330.13 tons or 59,074.00 c.ft. 2,084 chokes and obstructions from pipe sewers were removed.

(b) There are about 17.18 miles of main ovoid and circular sewers including duplication. Scrapers were passed through 14.08 miles of these sewers and silt removed therefrom amounted to 1,465.63 tons or 37,157.00 c.ft.

(c) There are about 195 miles of storm water drains out of which 20.38 miles were cleaned and 12,093.43 tons or 306,594.00 c.ft. of silt removed from storm water drains in Clerk Road, Erskine Road, Falkland Road, Argyle Road, Clive Road, Ballard Pier, Sankli Street, Morland Road, Lamington Road, Arthur Road, Ripon Road, Grant Road, Khetwadi 10th Lane, Islam-pura, Khetwadi Main Road, C. P. Tank Road, 1st Pinjrapole, Beach Road, Frere Road, Parel, Bhandi Bazar, Byculla Station Road, Tank Pakhady Road and also many other branch drains.

(d) Water courses at the following places were cleaned :—Anjirwady, Dadar Road, Currey Road, Kharwa Wadi, Walkeshwar, Naigaum Road, Arthur Road, Tardeo Flat (Old), Nepean Sea Road, Warden Road, Haines Road (Dhobi Ghat), Elphinstone Road, Carroll Road, Narayan Dabholkar Road, Sewree Cemetery, Mahim Road, Queen's Road, Tulsi Pipe Line Road.

(e) There are 32 catchpits on pipe sewers and 9 on main sewers. They were frequently cleaned during the year and the silt removed amounted to 3,672.57 tons or 93,107.59 c.ft.

(f) There are about 12,760 water entrances in the City of which 5,228 are provided with closable type of frames and gratings, 2,819 with gratings and concrete covers and 4,713 with gratings and plates. These were cleaned, opened and closed before and after the monsoon and kept in working order.

(g) The Biological Installations at Banganga, Walkeshwar, were cleaned and maintained in proper working order.

(h) About 41,454 street connections were cleaned and maintained during the year.

(i) There are about 715 ventshafts attached to the pipe sewers and main sewers which were maintained in proper working order. Out of these 145 were tested during the year.

(j) The total expenditure on item 2 (a-i) above amounted to Rs. 2,44,486.

(3) Cleaning, Maintaining and Upkeep of Open Main Drains and Low-Level Channels.

84. (a) The work of cleaning open main drains and low-level channels was carried out departmentally at a total cost of Rs. 4,975-10-0 out of the grant of Rs. 5,000 provided for the purpose and the silt removed therefrom amounted to 2,252.47 tons or 57,105 c.ft. out of which 234.50 c.ft. of top scum was sold as manure at Rs. 2-8-0 per brass and the amount of Rs. 586-4-0 which was realised out of it has been credited to Revenue.

(b) The open main drains and low-level channels were maintained in proper repairs and the expenditure amounted to Rs. 4,210-5-0 against the grant of Rs. 4,300 provided for the purpose.

(4) Departmental and Private Works.

85. Minor departmental and private works of the total cost of about Rs. 3,577-15-0 were carried out at the cost of the various Municipal departments and private parties.

(5) Relieving Arches for the Old Main Drain at Falkland Road.

86. A provision of Rs. 3,000 was made in the Budget for the year 1934-35 for the work, and the expenditure in connection with the work up to the end of the year amounted to Rs. 2,973.

(6) Breakdowns in Sewers and Drains.

87. During the year a provision of Rs. 4,500 was made for making good the breakdowns in sewers and drains and the repairs to the drains or sewers at the following places, viz., Lohar Street Cross Lane, Sleater Road, Haines Road, Guzder Park off Girgaum Road, Pimpalwadi, Girgaum, Queen's Road near Catholic Gymkhana, Delisle Road, Arthur Bunder Road, Colaba, Ripon Road, Warden Road, Frere Bridge low level north of the west approach, Girgaum Road near Bhai Jiwanji's Lane, Nepean Sea Road, Junction of 1st Chinch Bunder Road and Jackeria Musjid Street, were carried out during the year at a total cost of Rs. 3,579-1-0.

(7) Sluices.

88. There are 14 existing sluices for the storm water outfalls, and 24 fair weather connections in the City which were maintained in working order at a total cost of Rs. 726-12-0.

(8) Underground Flushing Tanks.

89. There are 414 underground flushing chambers to flush pipe sewers and out of these 35 were tested, repaired and kept in working order at a total cost of Rs. 333-8-0.

(9) NEW WORKS.**(a) Petty Drainage Works.**

90. 22 drainage works were carried out departmentally out of the grant of Rs. 12,500 provided in the Budget under New Works, Drainage, and the total certified expenditure up to the end of the year amounted to Rs. 11,723.

(b) Completion of House Drainage Connections in Different Parts in the City.

The street portions of the house drainage connection works in the City were carried out departmentally during the year. 275 sullage connections were made and the certified expenditure up to the end of the year amounted to Rs. 29,968. These connections served 275 premises all of which were drained on the water carriage system. 111 Storm Water drain connections were made and the total certified expenditure up to the end of the year amounted to Rs. 7,294.

(c) Permanent Manholes over Storm-Water Drains.

A provision of Rs. 3,000 was made in the Budget for the year under report under New Works for providing permanent manholes over Storm Water Drains and the work was carried out departmentally as under :—

	6	manholes at Nowroji Street.
	13	„ „ Nishanpada Cross Lane
	4	„ „ Musjid Siding Road.
	3	„ „ Fish Market.
	7	„ „ Champawady Lane.
	10	„ „ Delisle Road.
	<hr/>	
	43	
	<hr/>	

The expenditure amounted to Rs. 2,640.

(d) Chowpatty Sea Face Works.

A provision of Rs. 3,000 was made in the Budget for the above work and a stepped wall about 96 ft. in length was constructed at a total cost of Rs. 2,569. A length of 866 ft. has so far been constructed at a cost of Rs. 21,607.

(e) Providing Electric Fans in Ward Offices.

A provision of Rs. 675 was made in the Budget for providing electric fans in the ward offices and 5 fans were provided at a total cost of Rs. 598.

(f) Improvement in the Yard of Palton Road to Facilitate Loading Operations.

A provision of Rs. 18,428 was made in the Budget for improvement in the Yard of Palton Road to facilitate the loading work by providing ramps, etc., and the work was carried out at a total cost of Rs. 17,873.

(10) ROAD REPAIRS AND MAINTENANCE.**(a) Water Bound Macadam Roads.**

91. The areas of water bound macadam roads repaired and maintained during the year and the expenditure incurred thereon are as given below:—

Kind of works.	Area in sft.	Cost.	
		Rs.	a. p.
Re-surfacing with 3" metal	415,675	24,868	3 0
Patch repairs	313,909	16,506	15 6
Maintenance of kutchra footpaths	2,045	15 0
Maintenance of road side trees	6,198	3 0
Total ..		49,619	4 6

The average rate of repairing the water bound roads worked out to Rs. 13-0-4 per 100 square feet as against Rs. 11-15-9 of the last year.

(b) Asphalted Roads.

Water bound roads comprising an area of 1,108,805 square feet were converted into bitumen either by semi-grouting or by surface dressing with 3" asphalt macadam, other roads comprising an area of 1,629,189 were surface dressed with bitumen, and roads treated with bitumen comprising an area of 1,804,888 were patched with bitumen.

The average rates of semi-grouting, surface dressing with asphalt and bituminous patching worked out to Rs. 13-3-7, Rs. 5-1-3 and Rs. 9-6-7 per 100 square feet respectively as against the rates of Rs. 21-7-0, Rs. 5-5-11 and Rs. 9-15-9 during the last year.

The total expenditure in carrying out the bituminous operations amounted to Rs. 3,68,398.

(c) Restoration of Trenches.

The following lengths of trenches in roads were opened by various Departments and Public Utility Companies:—

	R. ft.
1. Water Department	56,339
2. Bombay Gas Co., Ltd.	30,806
3. Bombay Telephone Co., Ltd.	22,078
4. B. E. S. & T. Co., Ltd.	5,730
5. Government Telegraphs Department	833
6. Drainage Works	15,529
7. Miscellaneous Agencies	32,893
Total ..	164,208

This is equivalent to a length of 31.08 miles out of the 222 miles of roads in the City.

These excavations were repaired by this Department at the cost of the Departments and the parties concerned. The total cost of the above works carried out by this Department amounted to Rs. 1,57,940-10-0.

(d) Road Watering.

All water bound roads comprising an area of 420,013 square yards were watered twice a day and the expenditure incurred thereon amounted to Rs. 26,480.

(e) Road Side Trees and Benches.

52 new trees were planted in the City during the year in freshly prepared pits on roads Nos. 5 and 15, Dadar-Matunga Estate at a total cost of Rs. 96. 528 trees were planted to replace the casualties in the existing avenues. The young trees were obtained from the Road Department Nursery, at Siri Road where seedlings were raised and reared in earthen pots. The total cost of maintaining the Nursery amounted to Rs. 776.

Six large trees were uprooted by heavy gales and rain during the year but no damage was done to life or property.

During the year a strip of rocky land west of Gibb's Road was planted with ferns and ornamental shrubs and the embankment at the junction of Walkeshwar Road and Ridge Road was turfed and planted with flowering shrubs and creepers.

No new benches were purchased during the year. Old benches were repaired and painted wherever necessary at a cost of Rs. 401.

(f) Steam Rollers.

The total strength of the steam rollers during the year was 32 as against 34 of the last year as two of the rollers were condemned and sold. Out of these 6 rollers are working on asphalt works and 26 on road work. The average number of rollers used on roads per day came to 23 including the asphalt rollers.

The total expenditure on the maintenance of steam rollers during the year amounted to Rs. 64,180.

(g) Motor Traction.

During the year 1934-35, 13 lorries of the Transport Department travelled a distance of 157,668 miles being an increase of 33,731 miles over that of the previous year.

The average rate charged to various Departments was Ans. 9 per mile for the first 3 months and Ans. 8 for the remainder of the year. Even with these reduced charges a considerable surplus of receipts over expenditure have accrued and arrangements are being made to reduce this figure to Ans. 7 per mile from the ensuing year.

The life of the Leyland lorries has far exceeded expectations so that depreciation in future will be made much less generously.

The above figures do not include the Ambulance Health Department, Water Department, Market Department, and Drainage lorries which total 82 and are run by the Mechanical Department on behalf of the Departments concerned.

Three of the obsolete lorries were disposed of during the year and replaced by two Leyland Low Loading Lorries fitted with hydraulic tipping gear, such as have proved so successful in other Departments.

The cost of running the motor lorries supplied to the Works Branch during the year amounted to Rs. 80,929-13-0.

(h) Works done on behalf of other Departments and Private Parties.

(1) 17 works were carried out departmentally on behalf of other Departments during the year 1934-35 at a total cost of Rs. 26,051-7-0.

(2) 87 works were carried out during the year on behalf of private parties after receiving deposits from them at a total cost of Rs. 13,266.

(i) In all 1,842 permits were issued during the year under report for the following purposes :—

	Nos.
1. Temporary erection of Mandaps	87
2. For placing chairs and benches	298
3. For erection of scaffolding and stacking building materials	1,195
4. For Holi Festivals (<i>Free</i>)	87
5. For Mohurram (<i>Free</i>)	175
Total	1,842

(j) **Street Widening consequent upon Set-backs.**

About 3,024.24 square yards of land were added to the roads as set-backs in different wards of the City ; the expenditure incurred in carrying out these works amounted to Rs. 14,019. This includes the cost of such incidental works as shifting tram poles, electric cables, etc., which come within the area of set-backs.

(k) **Occupation of Roads with Building Materials.**

Action under Section 322 (c) of the Municipal Act was taken by this Department to prevent unauthorised occupation of roads with building materials. 594 notices were served for contravening the provisions of this Section.

1,209 bills were prepared for the recovery of fees for occupation of roads with building materials and scaffolding and the fees amounted to Rs. 26,296-5-0.

(l) **Recovery of Ground Rent on Account of Occupation of Roads and Footpaths by Private and Public Bodies.**

During the year under report, the system of preparing the ground rent bills in respect of the temporary lettings of roadside lands, parts of footpaths for the erection of petrol tanks, pumps and other miscellaneous occupations was discontinued and the amounts were recovered directly from the parties by passing receipts. The rents so far recovered amounted to Rs. 40,843. This amount is exclusive of the rent for tramway tracks and wayleave in respect of telephone wires, which amounted to Rs. 65,524-9-0 and Rs. 67,000 respectively.

No new permission for the installation of tanks and pumps was granted during the year under report.

Road materials and materials required for drainage works purchased during the year are as per statement marked W. E. D.

(m) **Tramways.**

No new tramway tracks were laid during the year under report.

In accordance with Corporation Resolution No. 4313 of 7th October 1915, the following information *re* : the rolling stock has been obtained from the B. E. S. & T. Co., Ltd. for the year under report :—

No. of cars running in the City classified according to different types with total carrying capacity of each.	58 double deck bogies each seating 104 passengers.
	1 double deck bogie each seating 100 passengers.
	1 double deck bogie each seating 86 passengers.
	9 bogie trains each seating 98 passengers.
	33 bogie trains each seating 94 passengers.
	5 single trucks each seating 32 passengers.
	15 single trucks D deck each seating 64 passengers.
	98 single trucks trains each seating 78 passengers.
	45 single trucks trains each seating 70 passengers.

During the year no new tram shelters were erected by the B. E. S. & T. Co., Ltd.

(n) Street Name Boards.

119 new street name boards were fixed during the year under report. Old boards were renewed, improved and painted where necessary. The total cost inclusive of the cost of the new boards aggregated to Rs. 1,647-12-0.

(o) Repairs to Capital Roads.

12 roads constructed on a permanent basis were repaired (in part) at a total cost of Rs. 65,940.

(p) Cleansing and Repairing Port Trust Wharves and Roads.

As sanctioned by the Corporation a rebate of Rs. 1,60,550 was paid to the Port Trust on account of maintenance and upkeep of their wharves and roads inclusive of the area in Cotton Green and Rs. 43,680 for lighting them.

(q) Ex-Trust Road Repairs.

The expenditure booked up to the end of 31st March 1935 on Maintenance works of the different Improvement Trust Schemes taken over in 1933, amounted to Rs. 24,160-2-9.

(r) Traffic Islands.

During the year traffic roundabouts have been laid out in consultation with the Police authority at the following junctions with a view to improve the flow of traffic and provide for safe crossings of pedestrians at wide junctions :—

1. Hornby Vellard Junction, Warden Road, Tardeo Road and Clerk Road, (Made permanent).
2. Tardeo Tram Terminus. (Surfacing necessary).
3. Junction of Gowalia Tank Road, Pedder Road, Gibb's Road and Hughes Road. (Made permanent).
4. Sandhurst Bridge, New Queen's Road Junction. (Temporarily laid out).
5. Dhobi Talao Junction. (Temporarily laid out).
6. Flora Fountain. (Made permanent).
7. Band Stand. (Under construction).
8. Museum. (Made permanent).

As complaints were received that these traffic islands were not properly visible at night specially designed concrete posts with black and white bands and inclined concrete white kerbs were put up along the boundary of some of the roundabouts.

It was also thought advisable to make use of the area within, in the case of some of the islands for parking of cars and with that end in view white lines have been marked out to facilitate parking of cars.

Further work in this direction has been postponed for the present as the question of the Corporation's liability in respect of the same is under investigation.

Statement showing materials purchased during the year 1934-35.

W. E. D.

Serial No.	Name of Material.	Quantity.				Rate.		Per.	Amount.			Name of Supplier.	REMARKS.	
		Tons.	cwt.	qr.	bl.	Rs.	a. p.		Rs.	a.	p.			
1	Hot asphalt	1,449	16	1	5	69	0	0	Ton.	1,00,037	3	5	The Texas Co. (India), Ltd.	
2	Do.	80	0	0	0	72	0	0	"	5,760	0	0	Do. do.	
3	Do.	250	8	0	2	79	8	0	"	19,906	13	11	The Standard Vacuum Oil Co.	
4	Cold Bitumen Emulsion	197	13	2	19	103	4	0	"	20,405	10	6	The Burmah-Shell Oil Storage and Distributing Co. of India, Ltd.	
5	Gas Coke	1,160	11	0	0	24	0	0	"	27,853	3	2	The Bombay Gas Co., Ltd.	
6	2½" Metal	663,362	c. ft.			9	3	9	100 c. ft.	61,257	5	4	Mr. Usman Haji Mahomed.	
7	Coarse sand	131,351	"			9	3	0	"	12,064	15	11	The Hindustan Construction Co., Ltd.	
8	Clinkers	4,212	"			6	0	0	"	228	11	4	} Messrs. Keera Fusa & Co.	The actual rate for materials bracketted in this statement is 9½ per cent. below the rate quoted in column No. 3.
9	Red Hill Earth	253	"			12	0	0	"	27	7	0		
10	Murum	954	"			6	0	0	"	51	12	10		
11	Lime Fresh Andheri	13,301	"			28	0	0	"	3,370	7	7		
12	Lime Mortar	1,857	"			30	0	0	"	449	14	0		
13	Road Metal 1½"	752	"			15	0	0	"	102	1	4		
14	Rubble Stone	6,199	"			10	0	0	"	561	0	3		
15	Shahabad Stone 2½" to 3"	63,725	a. ft.			25	0	0	100 a. ft.	14,417	12	6		
16	Kerbstones	1,015	r. ft.			65	0	0	100 r. ft.	597	1	2		
17	Watertables	5,577	Nos.			40	0	0	100 Nos.	2,021	9	6		
18	Blue stone for paving	10,236	"			35	0	0	"	3,243	3	0		
19	Sett-stones	52,781	"			11	0	0	"	5,254	5	8		
20	Blue Headers	273	"			35	0	0	"	86	7	7		
21	Khandkocs	605	"			20	0	0	"	91	6	6		
22	Bricks, bamboos, rafters, drainage materials, etc.	11,010	10	0		
									Total	2,88,799	3	1		

(11) The following new works were carried out Departmentally in the different Trust. Schemes during the year 1934-35:—

Scheme No.	Nature of work.	Cost.		
		Rs.	a.	p.
5	Paving footpaths and providing carriage entrances	4,010	14	0
5	Resurfacing and surface dressing Road No. 15	1,113	5	0
5	Repairing the eastern carriage-way of Vincent Road between Plots Nos. 807 and 810	7,408	12	0
5	Lighting the southern portion of Road No. 15	513	5	0
3	Paving footpath with Indian patent stone opposite Plot No. 62	205	0	0
29	Diverting 6" pipe line which comes in Plot Nos. 31, 32, 37, 38 Nowroji Hill Estate (2nd Flander Road)	765	9	0
29	Treating with asphalt macadam (semi-grouting) 6' in width near footpath kerb line in a portion of Jail Road East set-back	987	15	0
29	Constructing and semi-grouting the carriage-way with sett-stone margin and kerbing Road No. 7, Plot No. 87	2,123	4	0
29	Providing and laying 12" S.W. pipe drain in Road No. 7, Plot No. 87	1,160	15	0
29	Constructing 9" P.sewer in Road No 7, Plot No. 87	4,628	4	0
29	Paving footpaths and providing carriage entrances	3,324	10	0
31	Paving footpath in front of Plot No. 8 to 15, King Edward Road and Hospital Avenue Road	4,167	13	0
31	Laying 6" pipe sewer in service passage behind Plot No. 8 to 13 Suparibag Estate	625	12	0
32	Construction of service passages	841	8	0
37	Paving footpaths and providing carriage entrances	7,068	8	0
37	Providing 6" pipe line in service passage No. 11	1,536	5	0
37	Providing 9" pipe line in the service passage No. 11	515	3	0
47	Diverting 6" pipe line running through Plots Nos. 14-22 at Guzri Bazar	129	0	0
47	Paving footpath in front of Plot No. 2, Tulsirampada	582	0	0
53	Providing carriage entrance and paving footpaths	688	2	0
58	Providing temporary fencing 12' in height in front of Municipal stable	785	15	0
60	Paving footpaths and providing carriage entrances	3,632	0	0
60	Laying 6" Pipe sewer in the service passage between Road Nos 16 and 17	1,195	15	8
47	Permanent construction of a portion of western carriage-way of Victoria Garden Road between Byculla Bridge and Byculla Station opposite Maruti Temple. (This work is in progress on 1st April 1935)	1,821	0	0
47	Realignment of a portion of western carriage-way of Victoria Garden Road between Byculla Bridge and Byculla Station opposite Maruti Temple	(not completed)		
		49,830	14	8

(12) QUARRIES IN THE TRUST SCHEMES.

92. During the year under report no fresh quarrying was done in any of the quarries in Schemes Nos. 52 and 57. The material lying at these quarries was supplied to the various parties and the Municipal Crushers at the different rates as sanctioned from time to time.

The expenditure incurred on account of watching and issuing materials, etc., in respect of these quarries amounted to Rs. 2,920 and the value of the materials on hand at the end of the year as per sanctioned rates amounted to Rs. 31,310 for Sewri, Gowari and other quarries in Scheme No. 57 and about Rs. 3,65,376 for Worli Quarry in Scheme No. 52.

(13) STREET LIGHTING.

93 During the year under report the street lighting was done by 7,155 gas lamps, 1,455 electric lamps, 154 (Bannister) Incandescent Oil lamps and 20 Kerosene Oil lamps.

2. The amount spent on each for the year is as given below :—

	Rs.	a.	p.
Gas Lamps	6,15,875	0	9
Electric Lamps	2,61,646	1	7
Bannister (Incandescent Kerosene Oil) lamps	38,573	15	6
Kerosene Oil lamps	709	14	0
Total Rs	9,16,804	15	10

3. In addition to the above a sum of Rs. 74,724-12-0 was spent on the following items :—

	Rs.	a.	p.
(1) For erecting new lamps to improve the lighting arrangement.	2,120	10	0
(2) Repairs and Maintenance	8,916	13	4
(3) Establishment	19,297	14	0
(4) Miscellaneous	709	6	8
(5) Lighting of Bombay Port Trust Wharves and Roads (rebate allowed)	43,680	0	0
Total Rs	74,724	12	0

In addition to the above, Rs. 4,166-10-4 were spent from Improvements Grant for lighting, with electric, gas and incandescent oil lamps the roads in Trust Schemes Nos. 5, 6, 31, 43, 57, 66 and 71.

4. The total expenditure incurred on lighting during the year amounted to Rs. 9,95,696-6-2.

5. New lamps as shown below were provided on the following roads :—

(a) Electric lamps.	
Wellington Fountain	1—200 watt.
(b) Gas lamps.	
Dammer Cross Lane	2—1 Lt. Littleton.
New Street off French Bridge Low Level Road North	2—1 Lt. „
Private street opposite Peerbhoy Mansions at Girgaum Back Road	3—1 Lt. „
Guzdar Street off Girgaum Road	1—2 Lt. „
40' Road off Gokhale Road North (Shivaji Park area)	3—2 Lt. „
Road No. 15 B, Dadar Matunga Estate	5—2 Lt. „
Ram Maruti Road	3—2 Lt. „
40' Road between Lady Jamshedji Road and proposed 60' Road	9—2 Lt. „
20' passage to the east of Gokhale Road North	1—2 Lt. „
Hornby Villard Junction	3—3 Lt. „
60' Road off junction of Gokhale Road North and Lady Jamshedji Road	6—3 Lt. „
60' Road off Gokhale Road North, Shivaji Park area	4—3 Lt. „
Queen's Road opposite Marine Lines	2—4 Lt. „
80' Road off Lady Jamshedji Road leading to Shivaji Park	2—4 Lt. „
Esplanade Road near Public Works Offices	1—5 Lt. „
DeLisle Road near Kermani's Market	1—5 Lt. „
Lady Jamshedji Road opposite Y Roads	2—5 Lt. „
Junction of Gowalia Tank and Pedder Road	1—2 Lt. (White Knight Guardian Angel).
Muncherji Joshi Road	1—6 Lt. Rochester.
Proctor Street	2—2 Lt. Hexagonal.

6. The total candle power on roads for each class of lighting is as given below :—

	1934-35.
Gas	17,14,200
Electric	3,90,011
Bannister	92,400

7. The number and type of Gas and Electric lamps are given below :—

Low Pressure Gas Lamps.

Type of lantern	1-lt.	2-lt.	3-lt.	4-lt.	5-lt.	6-lt.	10-lt.	12-lt.	18-lt.	24-lt.	Total
Hexagonal	..	3,348	501	279	1	4,129
Bombay..	..	894	..	220	1,114
Littleton..	110	450	229	218	276	1,283
Rochester	(a) 314	9	(b) 42	(c) 61	20	(d) 46	28	..	520
										Total ..	7,046

(a) 6-lt. lamps burning with three mantles only.

(b) 16-6-lt. lamps and 26-10-lt. lamps burning with 5 mantles only.

(c) 57-6-lt. lamps and 4-12-lt. " " " 6 " "

(d) 2-12-lt. lamps and 4-18-lt. " " " 12 " " and 40-12-lt. lamps burning with 8 mantles only.

High Pressure Gas Lamps.

Type of lantern.	300 C. P.	500 C. P.	1,000 C. P.	1,500 C. P.	3,000 C. P.	Total
Keith	2	18	26	53	2	101
Suggs	8	8
						109

Electric Lamps.

Type of lantern.	40 watt.	75 watt.	100 watt.	150 watt.	200 watt.	300 watt.	500 watt.	1,000 watt.	1,500 watt.	Total.
Holophane or Heydon Harrison or Wembley or Wadde or City lanterns	13	105	64	1	437	818	8	8	1	1,455

The above statement of lamps includes (I) the lamps maintained by the B. E. S. & T. Co., Ltd., near Victoria Terminus, (II) lamps of the late Bombay Improvement Trust, and (III) lamps maintained by the G. I. P. Railway and B. B. & C. I. Railway Co., for the Bombay Municipality.

8. Details of lamps taken over from other bodies are as under :—

(a) Gas Lamps.

Type of lantern.	1-lt. Littleton.	2-lt. Littleton.	2-lt. Hexagonal.	6-lt. Rochester. 3-lt. Lit only.	2-lt. Bombay.	1-lt. Bombay.	Total.
Private Streets ..	7	1	8
B. I. Trust	2	2	1	1	6

(b) Electric Lamps.

Type of lantern.	100 watt.	200 watt.	300 watt.	Total.
B. I. Trust	3	4	6	13

(c) Incandescent Oil Lamps.

B. I. Trust 5 600 C. P. lamps.

The total quantity of gas consumed for street lighting during the year was 20,10,25,606 c.ft. as against 20,12,66,558 c.ft. in the previous year: calorific value of gas being 400 (Min.) B. T. U.

<i>Electricity.</i>		1934-35.	1933-34.
Load of all-night lamps	339.44	343.62
Load of half-night lamps	21.80	22.10
Total aggregate load of lamps	361.24	365.72

During the year, steps were taken to economise the lighting cost further by reducing the candle power of gas lamps and wattage of electric lamps. Gas and Incandescent Oil lighting Contracts were renewed for 5 and 3 years respectively from 1st March 1935.

REMOVAL OF REFUSE TO DEONAR.

94. *Land.*—Khote land admeasuring about 823 acres was acquired at Deonar in 1899 at a cost of about Rs. 22,000 and out of this about 295 acres have been reclaimed with katchra upto end of year under report. Out of this land a piece admeasuring about 3,000 square yards has been leased since 1929 to Messrs Anderson Dawn & Co., for a period of 13 years. A bone factory has been erected on this land by the firm.

Land admeasuring about 113 acres was acquired in 1928 at a cost of Rs. 88,000 for locating a slaughter house at Deonar. The scheme for the transfer of the slaughter house from Bandra to Deonar for which the land was acquired has been held in abeyance for the present on account of financial stringency. The land is being temporarily let out for cultivation.

95. *Wagons.*—The total strength of Municipal katchra wagons is 171 which includes 130 katchra wagons, 26 silt wagons, 9 carcass wagons and 6 brakes,

96. *Haulage and Total Cost.*—Haulage of these katchra wagons etc. from Mahaluxmi siding to Deonar was done by the G. I. P. and B. B. & C. I. Railways at the rate of Rs. 100 per 25 wagons or less and Rs. 2-6-0 per wagon over 25 wagons. Two trains of about 64 wagons per day were received as Deonar. The total katchra hauled to Deonar was 2,64,144 tons during the year at a total cost of Rs. 2,46,673 i.e., about 15 annas per ton inclusive of haulage from Mahaluxmi, unloading, spreading, repairs and maintenance of sidings, wagons etc. complete.

97. *Major Works.*—1,025 half-round teakwood sleepers were purchased at a cost of, Rs. 4,813. A cross-over road was laid at Mahaluxmi siding at a cost of Rs. 2,703. Four silt wagons were converted into iron bodied katchra wagons at a cost of Rs. 5,206.

98. *Labour staff and amenities provided.*—The labour staff is housed free of rent in the Municipal Camps at Chembur. A Depressed Class Mission is conducting a Vernacular School upto 4th standard Marathi in the Camp for the menial staff and for this purpose 3 rooms are allotted to the Mission free of cost. The average number of attendance in the school was 61. A small Free Dispensary is maintained in the Camp by the Municipality and a doctor from the Health Department attends the dispensary every evening. The labour staff is conducting a Registered Co-operative Credit Society and a grocer's shop. A gymnasium with a phonograph and swing is maintained at the Camp for the recreation of labour. About 1,000 souls resided in Municipal Camp. There were 25 deaths during the year of which 16 were children and 33 births of which 20 were males and 13 females.

99. *Income.*—A total income of Rs. 30,839 was realised during the year as per details given below:—

	Rs.
Right of cultivating the reclaimed land	4,600
Right of cultivating the land acquired for Slaughter House ..	500
Right of fishing in the khajans	1,925
Rental for 3,000 square yards of land leased to Messrs. Anderson Dawn & Co., for Bone Factory	120
Rental for 156 foreign wagons brought to Deonar by Messrs. Anderson Dawn & Co.	312
Annual rent from the Military authorities for use of Municipal land admeasuring 41,912 square yards for Military tram line	132
Right of skinning dead animals	23,250
Total ..	30,839

VI. SEWERAGE SCHEME FOR THE NORTH OF THE ISLAND.

100. The Corporation under their Resolution No. 11261, dated 31st March 1932 gave their administrative approval to the sewerage scheme for such of the areas of the north of the city as were in need of immediate relief in respect of sewerage facilities. The survey work of the areas under the scheme was immediately taken in hand and completed in June 1932. During the monsoon months of 1932 detailed plans and estimates were prepared and submitted to the Corporation for sanction. Under Corporation Resolution No. 3585, dated 31st July 1933 approval was accorded to the plans and estimates amounting to Rs. 23,99,415, which comprise the construction of sewers, Purification Works, laying of rising mains and the installation of pumps. In the Budget Estimates of 1934-35 a provision of Rs. 5 lakhs was made to make a beginning with the work on the Scheme.

101. During the year 1934-35 it was proposed to take up the following works for execution in the first stage of the scheme :—

- (1) Remodelling of the existing Pumping Station at Matunga.
- (2) Rising main from Matunga Pumping Station to Purification Works.
- (3) Purification Works—
 - (a) R. C. C. purification tanks and installation of machinery therein.
 - (b) Chemical Laboratory.
 - (c) Servant's quarters.
 - (d) Acquisition of land required for the Purification Works.

102. (1) *Pumping Station at Matunga.*—The work consists of making such modifications to the existing pump house as would admit of two new electrically-driven pumps and motors being installed by the removal of two old pumps and oil engines, only one of the old pumps and one engine being retained as a standby. Tenders for two electrically-driven pumps and motors were accordingly invited and the tender of Messrs. Greaves Cotton & Co. which generally conformed to the Municipal specifications was recommended to the Standing Committee for acceptance. After their tender is accepted, order will be placed with the firm and the pumps installed during the next financial year.

103. As the modifications to the old pump house depended upon the kind of pump to be finally approved it was not possible to decide the actual arrangements to be provided in the pump house.

104. The work of laying a 24" rising main was taken in hand departmentally. The C. I. pipes originally bought for waterworks and lying in stock with the Store Keeper were used and charged at the price quoted by the lowest tenderer. The work was started in August 1934 and by the end of the financial year about 3,500 feet of pipe line was laid.

105. It was originally intended to lay the rising main in the west footpath of Lakhamsi Napoo Road. Owing, however, to the existence of high tension cables of the Tata Hydro-Electric Power Supply Co., in the whole of the west footpath of Lakhamsi Napoo Road it was found necessary to lay them partly in the Garden at Matunga and partly in the carriageway of the said road.

106. The 24" rising main was to cross the G. I. P. and B. B. & C. I. Railway lines at the old Dadar Road level crossing and provision was made in the estimates of the cost of supporting the Railway tracks while the rising main is being laid. As the work of supporting the tracks was required to be carried out by the two Railways, estimates for the work were called for from them and the sanction of the Standing Committee was obtained to entrust the work to the Railway Administrations. Before the work under the tracks was started, advantage was taken to lay an additional 24" C. I. rising main for carrying sewage from the areas not included in the present scheme but which will eventually have to be provided with sewerage arrangements in the near future. The laying of this additional rising main under the railway tracks at this stage has saved the Municipality an expenditure amounting to about Rs. 10,000 which would have to be incurred in future for excavation and supporting the Railway tracks.

107. The most important part of the sewerage scheme is the Purification Works. It was contemplated in the original proposals to purify sewage both by the diffused air method and by surface aeration viz. "Simplex" method. Although in the sanctioned estimates provision has been made to purify a quantity of sewage amounting to 4 million gallons of dry weather flow per day it is not expected that this quantity will be brought to the Purification tanks in the

initial stages of the scheme. It was therefore decided to install plants capable of purifying 2.5 m.g.d. 1.25 m.g.d. by the diffused air method and 1.25 m.g.d. by the "Simplex" method. Rough estimates of the cost of Mechanical equipment were called from Messrs. Glenfield and Kennedy and Messrs. Duncan Stratton & Co., the local representatives of the Activated Sludge Ltd. and the Ames Croste Mills & Co., Ltd., respectively. It was found from these estimates that it would, on the whole, be uneconomical to put in two plants of the different methods of purification, as not only would the initial cost be more but the additional expenditure of converting the works constructed under one method into the one approved after the experiments, would be disproportionately large. The two firms were therefore requested to tender for a plant capable of treating 2.5 m.g.d. (D. W. F.) to the guarantees specified by the Municipality. Messrs. Glenfield & Kennedy submitted their quotation for the mechanical part of the work only, while Messrs. Duncan Stratton & Co., quoted for both the Civil Engineering works and the mechanical equipment. On comparing both the tenders it was noticed that the tender of Messrs. Glenfield & Kennedy was slightly lower in the initial cost but was higher in recurring expenditure. Besides, the guarantee of purity of the final effluent given by them was not specific as required by the Municipality. Messrs. Duncan Stratton & Co.'s quotation, on the other hand, was lower in recurring cost although slightly higher in capital expenditure. It includes both the Civil Engineering works and mechanical equipment to purify 2.75 m.g.d. as against 2.5 m.g.d. given by the other firm and they undertook to fulfil the guarantee as required by the Municipal specifications, failing which they agreed to construct such additional tanks and provide so much of additional mechanical plant as may be required to bring the final effluent to the standard laid down by the Municipality without any additional cost. The tender of Messrs. Duncan Stratton & Co., being the most favourable to the Municipality was therefore accepted by the Standing Committee at a total cost of Rs. 4,82,375 and an order was placed with the firm to proceed with the work. Six of the final settlement tanks were concreted by the end of March and most of the aeration saucers were concreted during March and the work on the presettlement tanks was taken in hand. The work of the excavation of the detritus chamber was started during the final week of the financial year and is proceeding a pace.

108. (b) & (c) Tenders for the construction of Chemical Laboratory and Servants' Quarters were invited by public advertisement in the month of January 1935 and the lowest tender of Messrs. S. B. Joshi & Co., in respect of both the works was accepted by the Standing Committee under their Resolution No. 1126, dated 13th February 1935. The work was taken in hand by the contractors in March 1935. Both the works are in progress.

109. (d) As soon as the provision for the sewerage scheme was made in the Budget Estimates of 1935-36 an application was made to Government with the approval of the Improvements Committee to acquire under the Land Acquisition Act the land required for the construction of Purification Works. The preliminary notification under Section 4 of the Land Acquisition Act was published in Government Gazette under Government Resolution (Revenue Deptt.) No. 2413, dated 2nd June 1934, and as no objections were received under Section 5(A) of the Act, the final notification under Section 6 of the Act was published in the Gazette on 21st August 1934. By the time the last notification was published it was realised that the Land Acquisition proceedings would necessarily take a long time and the actual possession of the land would be handed over to the Municipality after a year or so. Unless and until possession of the land was taken over, it would not have been possible to commence the work of constructing the purification tanks or the chemical laboratory and servant's quarters. It was therefore thought advisable to request Government to apply Section 17 of the Land Acquisition Act and to put the Municipality in possession of about 5.81 acres out of the notified 8 acres of land for immediate use and Government were accordingly moved to take necessary steps in the matter and the possession of the required land was handed over to the Municipality on 18th September 1934. The acquisition proceedings are in progress and awards will soon be issued by the Land Acquisition Officer.

I have the honour to be,

Sir,

Your most obedient servant,

N. V. MODAK,

City Engineer.

ESTATE AND LAND MANAGEMENT.

No. MC/756 SR of 1934-35.

BOMBAY, 26th September 1935.

FROM

DEPUTY MUNICIPAL COMMISSIONER (IMPROVEMENTS).

To

THE MUNICIPAL COMMISSIONER FOR THE CITY OF BOMBAY.

Subject:—*Administration Report for the Year 1934-35.*

Sir,

With reference to your Circular No. MC/756-35, dated 24th April 1935, I have the honour to forward herewith the Administration Report of the Departments under my control for the year 1934-35.

NEW SCHEMES.**TRUST PROGRAMME.**

No Scheme was notified. The proposed Scheme No. 72 for the completion of the remaining portion of the Tripartite Road, which has been approved by the Improvements Committee could not be notified as the Act will have to be amended before this can be done. A proposal for amending the Act is being sent. The scheme will be taken in hand as soon as the necessary formalities can be completed.

ACQUISITION OF LAND—L. A. O's CASES.

The total number of outstanding cases on 1st April 1934 was 13. Out of these 2 cases having an aggregate area of 1,026 square yards were disposed of, and compensation amounting to Rs. 748 was awarded. One case was withdrawn and compensation under Section 48 (2) of the Land Acquisition Act amounting to Rs. 334 was paid in that case. The 2 cases acquired were settlement cases.

At the end of the year 1933-34 a total area of 14,040 square yards remained to be acquired. The area acquired in the year under review *viz.* 1,061 square yards represents nearly 7.5 per cent. of the said area.

Out of the 10 cases having an area of 12,979 square yards remaining to be acquired, Government have sanctioned the withdrawal of 2 cases, and they will shortly be withdrawn from the Land Acquisition Officer's board. Further the Corporation has sanctioned the withdrawal of three more cases for which sanction of Government is awaited. The estimated compensation of acquiring the remaining 5 cases is about Rs. 15,103.

Scheme No.	No. of Cases.	Area in square yards.	Estimated compensation.
5	2	4,408	Rs. 7,376
37	2	1,086	7,726
58	1	115	1
	5	5,609	15,103

HIGH COURT REFERENCES.

There are 16 High Court References pending. They are all in respect of damages allowed under Section 48 (2) in connection with the denotification of 15 properties situated at Dharavi, and one property situated at Worli. The total amount demanded by the claimants comes to Rs. 28,10,444. It is urged on their behalf that there was a heavy fall in the market value of the notified properties and the tannery and boot making machinery, etc., during the period they remained under notification, and therefore the fall in value is damage suffered within the meaning of Section 48 (2) of the Land Acquisition Act. The total claim in respect of this item alone comes to Rs. 18,39,015.

CHANGES IN TRUST ESTATES.

There have been no changes in Schedule W, X, Y and Z lands.

— The net changes in the Trust Estates effected are set out in the following statement :—

	As at the beginning of 1934-35 Sq. Yds. in thousands.	As at the end of 1934-35 Sq. Yds. in thousands.
<i>Developed Land.</i>		
Permanently leased	24,27	25,42
Trust Chawl Sites	1,89	1,89
Yet to be permanently leased	13,83	12,77
Total ..	39,99	40,08
Rent of permanently leased area	26.4 lakhs.	27.2 lakhs
<i>Undeveloped Land.</i>		
Area in thousands of square yards	73,87	73,84
Cost of acquisition	272 lakhs.	272 lakhs.

It will be seen that at the end of 1934-35 out of a total of 1,39,36,000 square yards (2,879 acres) vested in or acquired by the Trust about 1/2 remains to be developed; of the developed area about 1/3rd remains to be leased. The average value of the leased plots is Rs. 17 per square yard: that of those which remain to be leased is estimated at Rs. 18 per square yard on the basis of the rates of land fixed some years back.

PROGRESS OF DEVELOPMENT.

According to the sanctioned development the plots round the King's Circle in Scheme No. 5 were 2,653 to 4,919 square yards in area. The Improvements Committee approved of a revised layout of these plots, reducing them to areas varying from 523 square yards to 1,360 square yards. The plots round the Circle were allowed to be used for shops. This action has resulted in the disposal of 22 plots in this part of the Scheme.

Similarly the revised layout of a portion of scheme 43 Parel Road (South) Estate was sanctioned subject to the construction of a 20 feet road joining Clare Road and the 120' Eastern Avenue.

The layout and the building areas of Plot No. 128 of the Nowroji Hill Estate—Scheme 29—were sanctioned. This was necessary because no offers could be secured for plot No. 128 which had been earmarked as a market plot on account of its large size; about half of this plot has now been leased and a part of the same will be used for a combined fish, mutton and vegetable market. This market will take the place of the Dongri Market.

DISHOUSING AND REHOUSING.

Up to the beginning of 1934-35 completion certificates had been granted in respect of 1,199 buildings on the Trust Estates (exclusive of Police and Trust Chawls).

In 1934-35 completion certificates were granted for 102 new buildings and in addition permission was given for the occupation of 92 buildings.

A large number of rooms in the post-war chawls built by the late Improvement Trust remained unlet during the year in spite of reduction in rents with a view to reduce the vacancies. Vacancies in the pre-war chawls were however very few.

Such members of the menial staff as were in receipt of House Rent allowance continued to get rent free quarters in lieu of the House rent allowance. Their number was 171 on 1st April 1934, and this has now increased to 248.

During the year, 23 acquired buildings on the Estates of the late Improvement Trust containing 186 tenements, of which 153 were one-room tenements, were demolished.

The new residential accommodation made available in the late Improvement Trust Estates during the year, excluding shops and other non-residential quarters, amounted to 2,144 tenements of which 2,137 were provided in houses erected by lessees.

It will be seen from Appendix E that the total number of tenements provided upto date in all the Trust Estates including those erected by the Development department and the several Mill Companies exceeds the total number of tenements demolished by 19,146, as shown below:—

(a)	Tenements provided in the Trust Chawls (including 3 room and 2 room tenements and cottages at Matunga)	9,716
(b)	Tenements provided in the Chawls erected by the Spring Mills, Century Mills, the Kohinoor Mills and the David Mills and in the chawls erected by the Development Directorate on the Trust Estates and the various Police Accommodation Schemes	18,555
(c)	Tenements provided in the S. P. Sheds erected by the late Board	1,807
(d)	Tenements provided in the Board's lessees' Buildings	23,391
	Total	53,469
	Less—Tenements demolished	34,323
	Excess of new tenements over tenements demolished	19,146

DISPOSAL OF LANDS.

LONG LEASES.

The number of plots let during the year was 151 having a total area of 1,19,829 square yards (24.76 acres) and valued at Rs. 19,31,061. In addition 3 plots having an area of 273 square yards (.06 acre) were sold outright for Rs. 2,138. Deducting 6 plots which were resumed during the year the total number disposed of upto the end of 1934-35 is 2,136 with an area of 27,31,873 square yards (564.44 acres) and valued at Rs. 6,81,16,138 giving an annual rent of Rs. 27,17,376. The rate at which ground rents are capitalized in the various tables in this report is 22½ years' purchase for plots let before the 23rd November 1920, and 18 years purchase thereafter.

The figures indicating progress in the disposal of Trust lands in the year are as follows:—

No.	Particulars.	No. of Plots.	Area Sq. Yds.	Capital Value Rs.	Annual Rent Rs.
I	Plots leased (Rent)	(a) 126	97,508	15,92,237	88,332
	Plots leased (premium paid)	(b) 25	22,321	3,38,824	(A) 25
II	Land sold	3	273	2,138	Nil.
III	Total plots disposed of	154	1,20,102	19,33,199	88,357
<i>Deduct</i>					
IV	Plots disposed of in 1934-35 or earlier but surrendered to and re-entered by the Corporation	6	4,636	98,550	4,501
	Net Total	148	1,15,466	18,34,649	(B) 83,856
	Corresponding figures:—				
	for 1933-34	185	1,37,991.86	23,38,275	81,533
	" 1932-33	152	1,02,245	11,95,403	42,131
	" 1931-32	57	57,204	—5,19,098	—26,514

(A) Interest on the premia at 6 per cent. will be equal to about Rs. 20,329.

(B) If the net rent and interest on premia are taken into account the result will show a figure of Rs. 1,04,185 instead of Rs. 83,856.

In Appendix F are given the details of leasing on each estate.

In point of number, area and capital value the result shows a slight decrease as compared with the previous year, but this has been counterbalanced by an increase in the annual rent. Easy monetary conditions due to a fall in the rates of interest on gilt-edged securities diverted the attention of investors to land, resulting in larger sales.

SHORT LEASES.

There were 979 acquired buildings in charge of the Bombay Municipality (Improvements) at the commencement of the year. Whilst no buildings were acquired during the year, 23 buildings were demolished, and 7 buildings were sold. One building constructed on our vacant land was taken over.

Thus at the end of the year the Municipality had 950 buildings containing 6,932 tenements.

The net change during the year was :—

Date.	No. of Buildings.*	Tenements.	Gross rental in lakhs.	One-Room Tenement.	Two-Room Tenements.	Larger Tenements.	Shops.	Godowns	Factories.†
31-3-34 ..	979	7,240	9.53	5,386	1,006	384	318	113	24
31-3-35 ..	950	6,932	8.65‡	5,224	894	413	264	120	17

* Includes buildings on the plots surrendered by the lessees in Schemes 3 and 29.

‡ Of the Rs. 8.65 shown as gross rental Rs. .10 represents rental of Dongri Market—Revenue of which is being collected by the Market Department.

† Inclusive of dyeing sheds and stables.

The rents realised for acquired buildings in 1934-35 aggregated Rs. 6,82,612.

The total temporary revenue realised during the year was Rs. 10,12,773 which compares with corresponding figures of the previous two years as under :—

Particulars.	1932-33.	1933-34.	1934-35.	REMARKS.
	Rs.	Rs.	Rs.	
Rents for acquired buildings	7,45,318	7,37,132	6,82,612	
„ for lands let for temporary structures	2,55,464	2,61,352	2,73,041	
„ for lands let for storing materials and sundries	25,588	23,127	9,313	
„ for lands let for cultivation, etc.	39,639	43,680	47,807	
Total	10,66,009	10,65,291	10,12,773	

The decrease of Rs. .53 in the temporary revenue compared with the previous year is mainly due to demolition and reduction in rents.

The full letting value of the 10,074 rooms, including shops, godowns and looms in the late Bombay Improvement Trust Chawls was Rs. 9,64,481 on 31st March 1935 (*vide* Appendix D and footnote B). The gross demand for the year was Rs. 9,56,137. The net demand for the year (after excluding the amount for vacancies, Rs. 1,14,737) was Rs. 8,41,400.

The revenue actually collected as per the rent demand registers amounted to Rs. 8,11,577 which is equivalent to 96.45 per cent. of the net demand for the year.

The gross demand for the year 1934-35 of the 2,823 rooms in the Semi-Permanent Sheds including Sweepers' sheds and looms in Weaver sheds as also Labour camps was Rs. 1,26,293. The net demand for the year excluding vacancies (Rs. 11,477) was Rs. 1,14,816. The revenue actually collected amounted to Rs. 1,11,373 which is equivalent to 97 per cent. of the demand of the year.

The rents charged for rooms in the Permanent chawls built by the late Trust range from Rs. 4-15-0 to Rs. 12.

The percentage of outgoings is shown below. On the basis of the maximum annual rental of Rs. 9,64,481 of full letting value of the chawls on 31st March 1935, the total outgoings come to Rs. 49.54 out of which 11.89 per cent. is due to vacancies which means that the actual outgoings are less than 38 per cent.

Particulars.	Permanent.		S. P. Sheds.		REMARKS.
	1933-34.	1934-35.	1933-34.	1934-35.*	
Sanitary Staff	4.91	4.47	6.08	8.67	* Including L. Camps.
Pumpmen16	.16	
Cost of Management and Establishment ..	7.50	7.50	7.50	7.50	
Municipal Rates and Taxes	16.16	17.00	18.14	14.30	
Repairs and Maintenance	9.93	8.52	22.98	11.19	
Vacancies	10.24	11.89	6.91	9.09	
Total ..	48.00	49.54	61.61	50.75	

The net annual income for the Permanent chawls works out to Rs. 4,86,677 or 3.28 per cent. of the cost of chawls, viz., 148.3 lacs including value of the land (*vide* Appendix C). The Corporation have to pay interest and Sinking Fund charges on the cost at 4.6 per cent. per annum of the capital, Expenditure, prior to 1919-20 and at 6.35 per cent. per annum of the Expenditure incurred since 1919-20.

This would amount to Rs. 8.67 lacs per annum showing a loss of about 3.8 lacs for the year and is equivalent to a loss of about Rs. 37.74 per room per annum.

The average population in the chawls during 1934-35 was 30,579 against 26,951 and 29,091 in 1933-34 and 1932-33 respectively whilst the corresponding figure for S. P. Sheds (excluding labour camps) were 4,620, 4,510 and 4,610 respectively.

COLLECTION OF REVENUE.

Details of the collection of revenue can be seen from the following table.

Particulars.	Revenue.		Total.
	Permanent.	Temporary.	
	Rs.	Rs.	Rs.
Amount for collection { Demand for the year ..	30,00,414	20,48,120	50,48,534
	Arrears	9,48,436	13,06,426
Total ..	33,58,404	29,96,556	63,54,960
Amount collected	29,27,722	19,24,318	48,62,040
Amount written off	9,304	33,336	42,640
Arrears as on 1st April 1935	4,21,378	10,28,902	14,50,280
" " " 1st April 1934	3,57,990	9,47,139	13,05,129
" " " 1st April 1933	2,91,422	9,36,758	12,28,180

(a) This does not include Rs. 1,106 recovered in advance.

Arrangements were made in October 1934 by a special request to the Chief Judge of the Small Causes Court, to allow the Municipality to file 20 suits per day as against 10 allowed before. This had to be done, because the number of tenants in arrears was increasing due to

the bad financial conditions in the city. As a result of the new arrangement more than double the number of suits were filed during the year. 1,184 ejectment suits had been filed during 1933-34, while during 1934-35 as many as 2,692 suits were filed.

In connection with the temporary revenue, 108 suits and distress warrants were filed for claims aggregating Rs. 12,462 and the total recovery effected amounted to Rs. 904.

Legal.—In the year under review, 2,692 ejectment suits were filed against tenants who had run into arrears of rent and the total costs incurred for these suits amounted to Rs. 28,846, the total recovery effected being Rs. 11,743 only. Most of these tenants disappeared after the filing of suits and hence a moiety of the costs incurred is outstanding.

During the year under report a suit has been filed against the original Lessees of Plot No. 11-A of Nowroji Hill Estate for the recovery of the arrears of rent in respect of the plot amounting to Rs. 10,644-14-2 inclusive of taxes prior to taking possession of the plot.

The Standing Committee also approved of a suit being filed in the High Court against the original lessees and the last Assignee for possession of the plot and arrears etc., in respect of Plot No. 26 Sandhurst Road East Estate. The suit has since been filed and a Receiver appointed.

A comparative statement showing the number of permanent tenancies with demand and collection as on 31st March of the past 10 years is given below :—

Particulars.	1926.	1927.	1928.	1929.	1930.	1931.	1932.	1933.	1934.	1935.
Number of tenancies	1,200	1,220	1,233	1,290	1,324	1,352	1,390	1,447	1,576	1,683
Amount for collection in lakhs of Rupees	29.14	28.92	29.44	30.61	32.96	33.36	33.08	33.25	32.48	33.57
Collection in lakhs of Rupees	27.31	27.49	27.32	28.21	30.02	30.10	29.91	30.34	28.90	29.23
Arrears in lakhs of Rupees	1.83	1.43	2.12	2.40	2.94	3.26	3.17	2.91	3.58	4.24
Percentage of arrears to demand	6.4	4.9	7.2	7.9	8.9	9.8	9.6	8.7	11	12.6

LAND ACQUISITION AND MANAGEMENT.

SCHMES, OVERBRIDGES, ETC. OF THE MUNICIPAL SECTION.

DeLisle Road Overbridge Scheme.—The properties acquired in this Scheme continue to be let and the annual realization from them amounted to Rs. 15,764.

Dadar Overbridge.—The Scheme is complete so far as acquisition is concerned. The annual recovery of ground rent from the Municipal land leased to Mr. Kanhere is Rs. 7,629.

Mahaluxmi Overbridge Scheme.—The properties acquired in connection with the construction of the Mahaluxmi Overbridge continued to be let during the year under report and the annual realization from this Estate amounted to Rs. 71,979.

Victoria Road Overbridge Scheme.—The properties acquired in connection with the construction of the Victoria Road Overbridge continued to be let during the year to poor class tenants. The annual realization from this Estate during the year has amounted to Rs. 6,756.

Gollanji Hill Road.—The properties acquired in this Scheme continued to be let during the year and the annual realization from this Estate amounted to Rs. 7,464.

One plot has been sold in this Estate. Last year the annual rent recovery was shown at Rs. 7,984/12. The drop is due to a fall in vacant land occupations during the year; the particulars of sale have been given in the statement of sale of Municipal lands.

Hornby Road Ballard Pier Scheme.—In the Hornby Road Ballard Pier Scheme the acquisition proceedings in regard to the Case No. M/436 have so far not been completed.

The details of plots sold during the year under report and the realization effected are furnished in the statement. There was a demand for plots in this Estate and the Municipality were able to dispose of 5 plots. The realization from sale amounts to Rs. 3,83,699. The total rent realization from this Scheme during the year amount to Rs. 2,38,972-13-8. Last year's annual rent recovery was shown at Rs. 2,41,000. The drop is due to vacancies in buildings to be demolished as the plots on which they stood had been agreed to be sold. The cases for damages for withdrawal of properties from acquisition have not yet been heard.

New plots leased or sold in the Estate during the year under report:—

	Area in sq. yards.	Annual Ground Rent.	
		Rs.	a. p.
Leased	819	10,320	0 0
Sold	2,315.81	value 3,83,699	12 8

Widening of 1st Marine Street.—The widening of 1st Marine Street, a very desirable Scheme for connecting up the traffic from Queens Road to Carnac, Cruickshank and Esplanade Roads, has been held up for want of funds. For the purposes of relieving congestion in this lane, one way traffic has been introduced as a temporary measure, till the street is widened. In the meantime the acquired lands continue to be let. The annual realization from this Scheme during the year amounted to Rs. 4,174-7-0. The small increase is due to temporary letting.

Tulsi Pipe Line Scheme.—The properties acquired in connection with the laying of public utility services under this land continued to be let and the annual realization from this Estate amounted to Rs. 33,132.

Reference No. 3-Case No. M/778, in this Scheme, has been settled by a payment of Rs. 5,000 to the claimant.

The proposed Road from Haines Road to the junction of Ferguson Road and Tulsi Pipe Line.—This Scheme has been held up for want of funds.

Extension of Municipal Workshops at Foras Road.—The properties acquired for the extension of Municipal Workshops continued to be let as buffalo and horse stables. The realization from this Estate during the year amounted to Rs. 12,192.

Municipal Crusher Building at Carnac Road.—Municipal Crusher Building at Carnac Road continued to be let at a monthly rent of Rs. 300. The ground floor of this Building continues to be let as garages at Rs. 125 per month. The total realization per annum from the Crusher Building is Rs. 5,100.

Palton Road Estate.—This Estate continues to be let to poor class tenants. A triangular piece of land at the junction of Palton Road and Sabu Sidick Road, which was persistently occupied by stragglers, was cleared and has now been leased for a period of 10 years for a Cinema at a monthly ground rent of Rs. 350. The total realization from this Estate during the year amounted to Rs. 19,610.

Byculla Bridge Estate.—The Byculla Bridge Estate continued to be let during the year and the annual realization from this Estate amounted to Rs. 14,639. An offer for the purchase of the whole area at Rs. 37 per square yard has been received by sealed tender and is under consideration.

Musjid Bridge Land.—The annual rent from the leased lands amounted during the year to Rs. 9,383-8-1. The increase is due to the inclusion of revenue from the basement of the building of the lessee.

SPECIAL ROAD SCHEMES.

Dadar Kumbharwada Road (now Bhawanishankar Road).—The Scheme is complete so far as acquisition is concerned. The main road has been constructed, and cross Roads will be completed as funds permit. The acquired properties in this Scheme continue to be let. The annual rent recovery came to Rs. 1,221.

Mahim Kapad Bazar Road.—The Scheme is complete as far as acquisition is concerned. The Cross Road will be constructed when funds permit.

MAHIM DEVELOPMENT SCHEMES.

Mahim Station Road—Scheme No. I.—Acquisition is complete and the main road has been constructed. Settlements have been arrived at with three parties who have agreed to surrender their land admeasuring about 1353 square yards, required for the construction of the 40' Cross Road, South of Parsi Association's property. These have been sanctioned by the Improvements Committee and two of the parties have executed agreements. The third will also execute the agreement shortly. On execution of all the agreements Government will be requested to acquire the land under the L. A. Act. Dighi Tank site was let for cultivation for a period of one year for Rs. 625. Sales effected in this Scheme are shown in statement C attached herewith, the value of land sold being Rs. 25,253.

Nardula Tank Road—Scheme No. II.—The Scheme is complete as regards acquisition. Nardula Park site was let for cultivation for a period of one year for Rs. 1,329.

Extension of Delisle Road Northwards to meet Lady Jamshedji Road—Scheme III.—Acquisition is complete. The main road is named Gokhale Road North and South. Remaining cross roads will be made when funds permit. Portions of roads (half widths) according to the settlements arrived at with owners in Cases Nos. M/151 and M/154 have been constructed. A portion of road (2/3rd width) according to the settlements arrived at with owners in cases M/783, M/787-788 has been constructed and the remaining 1/3rd width will be completed shortly. The road in case M/140 and the road opposite the Chandraseinya Kayastha Prabhu Sabha have been constructed with lighting and draining arrangements. The 80 ft. road opposite the Wollen Mills, half width leading to Shivaji Park, has also been constructed and lighting arrangements provided. The 40' Cross Road adjoining the plots sold to the Municipal Employees is partially constructed and will be completed shortly.

The plots sold in this Scheme are mentioned in statement C attached. The value of the land sold amounted to Rs. 4,03,256.

Widening and Improving Lady Jamshedji Road.—Scheme No. IV.—The Scheme is complete as regards acquisition. The portion of road near cases Nos. M/228 and M/229 according to the settlement with the owners has been constructed. Conveyance of land given to Messrs. Ghella Kurpar and Anor. (Case No. M/227) is being completed by the Municipal Solicitors. The Municipal Solicitors are also taking action for the execution of the High Court Decree against Mr. Porebundari. Sales effected in this Scheme are shown in Statement C. The value of land sold comes to Rs. 66,887.

Extension of Mahim Bazar Cross Road to Tulsi Pipe Line—Scheme No. V.—Acquisition complete. The main road with two cross roads has been constructed. Some cross roads still remain and will be constructed as funds permit.

Roads B-D, C-D, and D-E between Dadar and Matunga Stations.—Scheme No. VII.—The Scheme is complete so far as acquisition is concerned. The lease for the land agreed to be let to the Church Authorities in case M/691 is being prepared by the Municipal Legal Assistant. Arrangements have been made to re-align the passage near case No. M/661 and the work will shortly be completed. Roads in this Scheme will be constructed as funds permit. Sales effected are shown in Statement C attached herewith. The value of land sold in this Scheme being Rs. 3,808.

Two Roads from Cadell Road to Mahim Foreshore, near E. D. Sassoon Dye Works.—Scheme No. VIII.—The Scheme is complete as far as acquisition is concerned. The sales effected are shown in the statement C attached. The value of the land sold amounted to Rs. 20,256.

Mahim Park Scheme.—The Scheme is complete as far as acquisition is concerned. Roads round the Park have been laid out with kerbs but will be constructed as funds permit. Recovery of betterment charges in one case M/339 will be made when the road *ex adverso* the plot is constructed. The owner has agreed to surrender the land required for this portion of road and the proposal will shortly be submitted to the Improvements Committee for sanction. On receipt of sanction, Government will be requested to acquire the land under the L. A. Act. The portion of road (half width) in accordance with the settlement in Case M/337 has been constructed. The suit against Mr. K. R. P. Shroff for the sale of Municipal land has been

settled and a Consent Decree will be obtained in the High Court. A small area out of the Park was levelled and made fit for recreation purposes. A development plan of the Mahim Park Area has been prepared and submitted for the sanction of the Corporation. The value of the lands sold in Mahim Development Schemes amounted to Rs. 5,19,482.

Proposed Road at Ganesh Peth Lane joining Hasali Tank Lane with Lady Jamshedji Road.—One acquisition case No. M/798 is still pending before the L. A. Officer. Efforts are being made to complete the acquisition proceedings.

Municipal land between Sandhurst Bridge and French Bridge.—The use of this land as a night soil Depot was stopped and the public conveniences originally proposed to be built on the site were constructed to the South of the Sandhurst Bridge. The above site which became available was disposed of during the year under report by public auction. The rate fetched was Rs. 178-8 per square yard for an area of about 568 square yards and the purchaser had in addition to pay Rs. 10,000 in cash for the cost of diversion of the underground works.

Municipal property at Bellasis Road.—The Municipal property at Bellasis Road acquired for the purposes of the Maternity Home excepting the main Bungalow which is used as a Maternity Home, continues to be let and the rent realised from this Estate during the year amounted to Rs. 6,540.

Dalal Street Scheme.—The plot at the junction of Dalal and Meadows Street was sold at the rate of Rs. 224 per square yard and the total realization was Rs. 1,76,064.

Municipal land near Head Office leased for a period of 3 years.—(Skating Rink). This plot is let for a period of 3 years. The annual rent recovery from it amounts to Rs. 5,700.

Acquisition of land required for the Sewerage Scheme for the North of the Island.—An area of about 35,127 square yards was notified for acquisition on 2nd June 1934 and as the major portion of the land was required urgently by the City Engineer, action was taken under the urgency clause and possession handed over to C. E. on 18th September 1934. The inquiry *re*: compensation awardable by the L. A. Officer, has been completed and the award will be shortly issued.

Statements A, B and C showing (1) rent accrued, recovered, etc., (2) Rent recoveries in individual Schemes and suits filed for recovering arrears and (3) lands sold, are attached. During the year over 100 offers for Municipal plots of land—available for sale or lease were received and about 43,771 square yards valued at Rs. 10,96,996 were sold and 1,799 square yards valued at Rs. 2,81,320 leased.

H. B. SHIVDASANI,
Dy. Municipal Commissioner, (Improvements).

STATEMENT A.

Statement showing the Rents accrued, due, recovered etc., during the year 1934-1935.

Section.	Gross Demand.		Vacancies.		Net Demand.		Arrears at the commencement.		Collections.		Write-off.		Balance as on 1st April 1935.		REMARKS.
	Rs.	a. p.	Rs.	a. p.	Rs.	a. p.	Rs.	a. p.	Rs.	a. p.	Rs.	a. p.	Rs.	a. p.	
I. Comprising properties in Hornby Road to Ballard Pier Scheme, Sk. Memon Street etc.	2,56,127	4 8	35,368	0 8	2,20,759	4 0	62,853	12 8	2,21,117	3 5	7,039	14 6	55,455	14 9	
II. Properties at Palton Road, Bellasis Road, Byculla, Victoria Road and Mahaluxmi etc.	1,62,611	2 10	12,436	6 5	1,50,174	12 5	1,17,580	10 0	1,27,175	0 1	1,400	12 3	1,39,179	10 1	
III. Properties at Tulsi Pipe Line, DeLisle Road, Gollanji Hill Road, Sewri etc.	61,868	6 5	18,450	10 4	43,417	12 1	28,186	14 4	41,431	15 2	991	0 8	29,181	10 7	
IV. Properties acquired in connection with Mahim Division Scheme.	75,173	14 4	2,797	9 7	72,376	4 9	29,619	10 8	80,257	8 7	3,877	2 9	17,861	4 1	
Total ..	5,55,780	12 3	69,052	11 0	4,86,728	1 3	2,38,240	15 8	4,69,981	11 3	13,308	14 2	2,41,678	7 6	

STATEMENT B.

Statement showing the recovery of rent in individual Schemes and Suits filed for recovering the arrears of rent during the year 1934-35.

Serial No.	Name of Scheme.	No. of tenancies.	Amount of annual rent from structure.	No. of suits filed.	Total annual income from cocoanut trees and cultivation.		
					No. of tenancies.	Amount.	No. of suits filed.
			Rs. a. p.			Rs. a. p.	
1	Hornby Road to Ballard Pier ..	527	1,90,563 12 5	54	1	12 0 0	..
2	Gollanji Hill Road	49	5,869 8 0	9	3	310 0 0	..
3	Mahaluxmi Road, Overbridge ..	116	14,705 4 0	19
4	DeLisle Road Overbridge and Arthur Road.	123	11,303 9 7	28	2	148 0 0	..
5	Victoria Road Overbridge	55	4,908 0 0	7
6	Bellasis Road	5	6,540 0 0	4
7	Palton Road	201	14,931 0 0	70
8	Dadar near DeSilva High School...	6	486 0 0
9	Junction of Tulsī Pipe Line and Carol Road.	284	31,694 8 0	11	4	195 0 0 100 0 0	..
10	Old Parbhadevi	17	1,680 0 0	..	6	1,932 8 0	..
11	Bapty Road & Grant Road ..	6	12,738 0 0
12	Byeulla Bridge	38	8,099 12 0	9	3	270 4 0	..
13	Kalbadevi Road	2	300 0 0	1
14	Sk. Memon Street	7	6,696 0 0
15	Sewri Road Asphalt Plant Work ..	19	576 0 0
16	Dadar Kumbharwada	30	1,221 0 0
17	Mahim Park Area	63	19,215 0 0	*19	41	22,813 8 0 214 0 0	* For the whole of Mahim Sec.
18	Mahim Bazar Cross Road	6	423 0 0	..	5	1,405 0 0	..
19	Mahim Station Road	1	300 0 0	..	11	1,695 0 0	..
20	Nardulla Park	4	180 0 0	..	3	1,329 0 0	..
21	DeLisle Road Extension	13	1,251 0 0	..	12	3,278 8 0	..
22	Lady Jamshedji Road	90	5,843 4 0	..	19	7,299 0 0	..
23	Dadar-Matunga Road	40	1,326 0 0	..	8	1,918 0 0	..
24	Turkey Red Dye Works	5	384 0 0	..	6	1,609 1 7	..
25	Love Grove Pumping Station Road near Asphalt Plant Work.	2	864 0 0	..	4	258 0 0	..
26	Worli Kalsekar's Chawl	8	2,112 0 0
27	1st Marine Lines	1	1,200 0 0
28	Portuguese Church Road	1	83 0 0	..
29	Digi Tank	1	625 0 0	..
30	Naigaum Tank	1	45 0 0	..
31	Miscellaneous recoveries for 205 trees cut down for firewood in Mahim Section & Gollanji Hill Road.	211 4 0	..
32	Ground rents in various localities ..	350	2,10,417 5 9
	Total ..	2068	5,55,827 15 9	231	131	45,809 1 7	..

STATEMENT C.

Statement showing particulars of the sale of Municipal land during the year 1934-35.

Serial No.	Land where situated.	Sq. Yds.	Rate per Sq. Yd.	To whom sold.	Authority I. C. R. No. Date.	C. R. No. Date.	Total amount due.
1	Junction of Lady Jamshedji Road and Mahim Bazar Cross Road Extension.	1239	Rs. a. p. 15 0 0	Mr. Anthony, Travasso.	15 of 10-4-34	Rs. a. p. 18,685 0 0
2	Junction of 60' Cross Road and Gokhale Road, (North).	670	16 0 0	Mr. R. S. Manjrekar.	19 ,, 10-4-34	10,720 0 0
3	Junction of Gokhale Road, (North) and 20' passage at Dadar.	903.29	14 0 0	Mr. A. B. Goregaonkar.	45 ,, 1-5-34	12,646 1 0
4	Lady Jamshedji Road, Mahim.	468.16	11 8 0	Mr. P. John.	46 ,, 1-5-34	5,383 13 5
5	Junction of Portuguese Church Street, & Gokhale Road, (North) Dadar.	1220	25 0 0	Mr. Ramji Raoji, Sojpal.	54 ,, 1-5-34	30,500 0 0
6	Gokhale Road, (South).	141.45	12 0 0	Mr. Fakirchand, Keshrichand.	63 ,, 8-5-34	1,697 6 5
7	Junction of 40' Cross Road and Lady Jamshedji, Road.	511.10	16 12 0	Mr. Esmail Haji Arat.	64 ,, 8-5-34	8,560 14 10
8	Junction of Portuguese Church Street and Gokhale Road, (South).	837.59	16 0 0	Mr. Keshao, R. Deolekar.	65 ,, 8-5-34	13,401 7 0
9	60' Cross Road off Gokhale Road, (North).	461.78	10 0 0	Mr. M. Rebello	66 ,, 8-5-34	4,617 12 10
10	40' Road, off Mahim Station, Road.	419	8 0 0	Mr. Felix, A. G. Mendes.	70 ,, 8-5-34	3,352 0 0
11	Lady Jamshedji Road, Mahim.	682	11 0 0	Mr. Lawrence Gomes	71 ,, 8-5-34	7,502 0 0
12	Junction of Portuguese Church Street & Gokhale Road, (North).	1081.27	20 0 0	Mr. Haji Fatehmahomed, Gani.	115 ,, 12-6-34	21,625 6 5
13	Gokhale Road, (North).	880	13 0 0	Mr. V. N. Bapat.	144 ,, 3-7-34	11,440 0 0
14	50' Road (Y) off Lady Jamshedjee, Road.	362.74	10 8 0	Mr. G. P. Mehta.	145 ,, 3-7-34	3,808 12 4
15	Junction of 60' Road leading to Ranade, Road and Gokhale Road (North)	1131.48	16 8 0	Mr. Ebrahim Haji Aba	146 ,, 3-7-34	18,669 6 9
16	80' Cross Road, off Gokhale Road, (North).	471.20	11 8 0	Dr. F. Sequeira.	163 ,, 17-7-34	5,418 12 10
17	Lady Jamshedji Road.	605.72	11 0 0	Mr. A. A. De Souza	164 ,, 17-7-34	7,652 14 9
18	40' Road off Gokhale Road, (North).	321.45	11 4 0	Messrs. P. H. Azavedo & J. A. D'Silva.	165 ,, 17-7-34	3,616 5 0
19	60' Cross Road off Gokhale Road, (North).	403.49	11 0 0	Dr. E. R. D'Mello & Mr. Satiro Francis Rosario D's Mello.	171 ,, 17-7-34	4,438 6 3
20	Junction of Portuguese Church St., and Gokhale Road (North).	578.83	17 0 0	Mr. Haji Fatehmahomed Gani.	181 ,, 30-7-34	5,840 1 9
21	40' Road off Gokhale Road, (North).	271.36	10 4 0	Mr. Gajanan Ramchandra Karnik.	182 ,, 30-7-34	2,781 7 0
22	do do	219.24	10 4 0	Mr. Vasantrao P. Naik.	183 ,, 30-7-34	2,247 3 4
		13970.15					2,08,505 3 11

STATEMENT C—contd.

Serial No.	Land where situated.	Sq. yds.	Rate per Sq. yd.	To whom sold.	Authority I. C. R. No. Date.	C. R. No. Date.	Total amount due.
	Brought forward ...	13970.15	Rs. a. p.				Rs. a. p. 20,8503 9 11
23	40' Road off Gokhale Road (North.)	659	16 0 0	Mr. Ramjanalli Jamalbhoj.	204 of 7-8-34	10,557 12 2
24	Gokhale Road, (North.)	547.22	15 0 0	Mr. S. G. Gokhale.	212 ,, 7-8-34	8,208 4 10
25	do do	994	7 0 0	do do.	do do		6,058 0 0
26	40' Cross Road off Gokhale Road, (North.)	1215.63	7 0 0	Shree Samarth Vayam Mandir.	217 ,, 21-8-34	8,509 6 7
27	Junc. of 60' Cross Road & 40' Road off Gokhale Road, (North.)	819	11 0 0	Mr. B. A. Tarkar ..	218 ,, 21-8-34	9,000 0 0
28	Junc. of 50' Cross Road & Lady Jamshedjee Road.	760.43	12 8 0	Mrs. E. R. Collaco ..	219 ,, 21-8-34	9,505 0 0
29	Junction of Mahim Station Road & the proposed 40' Road.	753.55	16 0 0	Mr. Vazir, Ali Bundeali & Fatmabai V. ..	220 ,, 21-8-34	12,050 13 0
30	Junction of Mahim Station Road & Lady Jamshedji Road.	492.22	20 0 0	Bai Rahimatkhanu Rehematulla Jusub.	260 ,, 4-9-34	9,844 6 5
31	Junc. of 40' Road off Gokhale Road (North.)	594.65	16 0 0	Mr. V. P. Naik ..	206 ,, 18-9-34	9,514 6 5
32	Hornby Road to Ballard Pier Scheme.	*800.	306 9 8	Mr. P. Pestonji ..		381 of 8-10-34	2,45,283 5 4
33	40' Cross Road off Cadell Road.	825.54	8 0 0	Mr. Narayan Devrao Kowli ..	300 ,, 9-10-34	6,004 5 0
34	50' do.	574.79	8 0 0	Mr. Balwant Bhasker Raut ..	301 ,, 9-10-34	4,508 5 0
35	Gokhale Road (North.)	126.54	10 0 0	Mr. Ganpat Ramji Kore ..	302 ,, 9-10-34	1,265 6 5
36	Junction of Medowa Street & Dalal Street.	786	224 0 0	Mr. P. C. Lentin ..		451 ,, 15-10-34	1,76,064 0 0
37	Lady Jamshedji Road.	212.92	7 0 0	Mr. Trimbak Dwarkanath Dhairyawan ..	316 ,, 16-10-34	1,490 7 0
38	Junction of Arthur & Delisle Roads.	1035	5 8 0	Trustees of the Kutchi Lohana Mahajan ..	326 ,, 10-10-34	5,602 8 0
39	40' Cross Road off Gokhale Road, (South.)	76.16	10 0 0	Mr. Ramrao Baburao Mhatre ..	333 ,, 30-10-34	761 10 0
40	50' Cross Road off Lady Jamshedji Road.	688.59	12 0 0	Bai Bhicaji Hormusji Bennet ..	367 ,, 13-11-34	8,263 1 0
41	Hornby Road to Ballard Pier.	329	236 12 8	Mr. Ardeshir Dadabhoy Baria ..		557 ,, 3-12-34	77,004 7 4
42	Gokhale Road (North.)	1790.30	13 0 0	Mr. Govind Ramchandra Moghe ..	453 ,, 8-1-35	23,351 14 5
	Carried over ..	28056.69					843,948 0 10

* Area approximate.

STATEMENT C—concl'd.

Serial No.	Land where situated.	Sq. yds.	Rate per Sq. yd.	To whom sold.	Authority I. C. R. No. Date.	C. R. No. Date.	Total amount due.	
							Rs.	a. p.
	Brought forward ..	28,056.69			11073 of 20-3-34 ..		8,43,948	0 10
43	Gokhale Road (South).	604	10 0 0	Zandu Pharmaceutical Works Ltd.	472 ,, 29-1-35 ..		6,040	0 0
44	Gokhale Road (North).	550.71	8 0 0	Bai Sitabai Motiram Chawathe ..	473 ,, 29-1-35 ..		4,405	11 0
45	Junc. of Gokhale Road (North) & 40' Road.	858.20	16 0 0	Mr. Narayan Yeshwant Bhiwandkar ..	474 ,, 29-1-35 ..		13,747	3 0
46	Hornby Road to Ballard Pier.	393	150 0 0	Messrs. Khododad Gustad & Hoshang Boman	757 of 11-2-35	58,950	0 0
47	King Edward Road, Sewri.	1,602.29	8 8 0	Messrs. Ebrahim Manji & Co. ..	518 ,, 20-2-35 ..		13,619	7 5
48	50' Cross Road off Lady Jamshedjee Road.	189.14	10 0 0	Mr. George Miranda..	522 ,, 15-2-35 ..		1,891	6 6
49	60' Cross Road off Gokhale Road, (North.)	929.25	17 2 0	Mr. Haji Jakeria Dawood Suleman.	524 ,, 15-2-35 ..		15,913	6 6
50	Gokhale Road (North),	571.	14 0 0	Mr. Thakordas Narberam Seth.	525 ,, 15-2-35 ..		7,994	0 0
51	Do. do ..	1,210.58	16 0 0	Mr. Bhagatsingh Kothari.	541 ,, 19-2-35 ..		19,369	2 6
52	Do. do ..	502.12	14 0 0	Mr. Balaji Vishwanth Joshi.	542 ,, 19-2-35 ..		7,029	11 0
53	Junction of Gokhale Road (North) and 60' Road.	702.41	17 5 3	Mr. A. M. Thariani ..	558 ,, 1-3-35 ..		12,171	7 2
54	50' Cross Road off Lady Jamshedji Road.	*280.	10 0 0	Mr. B. X. D'Souza ..	559 ,, 1-3-35 ..		2,800	0 0
55	Do. do ..	1,064.43	13 0 0	Mr. A. M. Taariani ..	560 ,, 1-3-35 ..		13,837	9 6
56	Gokhale Road (North).	621.	14 8 0	Kitto Bhandari Aikya Vardhak Mandali.	561 ,, 1-3-35 ..		9,004	8 0
57	Do. do ..	2,998.54	12 0 0	Messrs. M. V. Anandkar & Ors.	562 ,, 1-3-35 ..		35,932	7 9
58	40' Cross Road and Gokhale Road (North).	596.	16 0 0	Mr. D. K. Karnik ..	588 ,, 22-3-35 ..		9,536	0 0
59	60' Cross Road and Gokhale Road (North).	477.34	14 0 0	Mr. Benny Britto ..	589 ,, 22-3-35 ..		6,682	12 2
60	40' and 50' Roads off Cadell Road.	1,006.	9 0 0	Mr. Noormahomed Usman.	591 ,, 22-3-35 ..		9,054	0 0
61	60' Road off Gokhale Road (North).	557.60	9 0 0	Mr. Vithal Shivram Tamhane.	592 ,, 22-3-35 ..		5,018	15 2
	Total ..	43,771.36					10,96,995	14 6

* Area approximate.

APPENDIX A.
Capital Account.
(Figures in lakhs.)

	1930-31.		1931-32.		1932-33.		1933-34.		1934-35.	
	In the year.	To end of the year.	In the year.	To end of the year.	In the year.	To end of the year.	In the year.	To end of the year.	In the year.	To end of the year.
<i>Receipts.</i>	Ra.	Ra.	Ra.	Ra.	Ra.	Ra.	Ra.	Ra.	Ra.	Ra.
Loan	20.0	1,639.0	30.0	1,669.0	18.0	1,687.0	..	1,721.9	..	1,731.9
Discount or premium	-12.8	-1.6	-14.4	..	-14.4	-0.1	-14.5	..	14.5
Sale proceeds	2.7	229.7	6.3	236.0	21.7	257.7	11.9	209.6	0.2	278.8
Appropriation from General Account	-29.5	-62.2	-33.8	-96.0	-29.9	-125.9	-12.7	-138.6	-11.0	-152.6
Special contribution from Government	54.0	..	54.0	..	54.0	..	54.0	..	54.0
Advances from Government	35.0	35.0	-9.1	34.9
Miscellaneous	0.1	0.1
Total	-6.8	1,947.7	35.9	1,893.6	9.7	1,893.3	-0.9	1,892.4	-4.6	1,897.9
<i>Expenditure.</i>										
<i>I.—On Government and Municipal property.</i>										
Schedule "W"	13.1	..	13.1	..	13.1	..	13.1	..	13.1
.. "X"	16.2	..	16.2	..	16.2	..	16.2	..	16.2
.. "Y"	4.7	..	4.7	..	4.7	..	4.7	..	4.7
Police Accommodation Schemes	89.8	1.8	91.6	..	91.6	..	91.6	..	91.6
Total	123.8	1.8	125.6	..	125.6	..	125.6	..	125.6
<i>II.—On the Trust's own acquired lands.</i>										
Cost of Management and Establishment	3.3	163.7	2.6	166.3	5.7	172.0	3.0	175.0	0.5	175.5
Acquisition of land	1.5	969.6	0.9	970.5	1.3	971.8	0.5	972.3	0.1	972.4
Chawls	1.0	117.3	..	117.3	..	117.3	..	117.3	..	117.3
Roads	6.7	382.6	..	382.6	..	382.6	0.4	383.0	0.7	383.7
Other works	-2.8	22.6	..	22.6	..	22.6	..	22.6	..	22.0
Mills Companies chawls	7.7	..	7.7	..	7.7	..	7.7
Total	9.7	1,663.5	3.5	1,667.0	7.0	1,674.0	3.9	1,677.9	1.8	1,679.2
<i>III.—Miscellaneous.</i>										
Office Buildings	4.5	..	4.5	..	4.5	..	4.5	..	4.5
Other items	-5.0	14.1	-1.0	13.1	..	13.1	..	13.1	..	13.1
Total	-5.0	18.6	-1.0	17.6	..	17.6	..	17.6	..	17.6
<i>IV.—Disposal of profits under Section 79 (3)</i>	19.9	..	19.9	..	19.9	..	19.9	..	19.9
Total	19.9	..	19.9	..	19.9	..	19.9	..	19.9
Grand Total	4.7	1,825.8	4.3	1,830.1	7.0	1,837.1	3.9	1,841.0	1.3	1,842.3
Balance	-11.5	21.9	31.6	53.5	2.7	56.2	-4.8	51.4	-5.0	45.6

Note.—Vide Administration Report for 1908-09, P. 23 for corresponding figures for 10 years ended 31-3-08
 " " " 1915-16, P. 38 " " " 31-3-16
 " " " 1920-21, P. 47 " " " 31-3-21
 " " " 1925-26, P. 31 " " " 31-3-26
 " " " 1930-31, P. 37 " " " 31-3-31
 " " " 1931-32, P. 37 " " " 31-3-32

* This account is merged in the Loan Account.

APPENDIX B.
Analysis of General Account.
Figures in Columns 2 to 12 shown in lakhs.

Year.	Receipts.						Expenditure.					Balance appropriated to Capital Account.	REMARKS.
	Rents.	Municipal contribution.	Share of Tobacco duty.	Interest on investment.	Miscellaneous.	Total.	Maintenance.	Municipal rates and taxes.	Interest and sinking fund.	Miscellaneous.	Total.		
1	2	3	3A	4	5	6	7	8	9	10	11	12	13
	Rs.	Rs.	Rs.	Rs.	Rs.	Rs.	Rs.	Rs.	Rs.	Rs.	Rs.	Rs.	
1898-99	1.9	1.9	0.1	0.1	1.8	Rent received in 1893-99 was mainly rent under Schedule Z.
1899-1900	0.7	0.8	..	1.5	0.2	0.2	0.4	1.1	
1900-01	0.9	4.8	..	1.6	..	7.3	0.3	0.2	2.2	..	2.7	4.6	
1901-02	1.2	4.8	..	1.5	..	7.5	0.4	0.2	2.5	..	3.1	4.4	
1902-03	1.4	5.0	..	3.5	..	9.9	0.4	0.2	4.1	..	4.7	5.2	
1903-04	2.6	3.5	..	2.3	..	8.4	0.4	0.4	5.7	0.1	6.6	1.8	
1904-05	5.8	2.0	..	2.7	..	10.5	0.7	0.9	8.1	0.1	9.8	0.7	
1905-06	9.7	2.5	..	1.9	..	14.1	1.4	1.3	10.1	0.1	12.9	1.2	
1906-07	8.5	3.0	..	2.1	0.1	13.7	1.9	1.1	11.2	0.1	14.3	-0.6	
1907-08	8.1	3.6	..	2.4	0.1	14.2	2.2	1.0	12.1	0.1	15.4	-1.2	
1908-09	9.4	4.5	..	1.2	0.1	15.2	2.5	0.8	13.0	0.1	16.4	-1.2	
1909-10	11.4	7.8	..	1.5	0.2	20.9	*3.3	1.0	16.0	0.1	20.4	0.5	
1910-11	14.4	8.9	..	1.5	0.1	24.9	*3.1	1.0	19.1	0.1	23.3	1.6	
1911-12	16.6	8.6	..	2.2	0.1	27.5	*3.0	1.3	20.2	0.1	24.6	2.9	
1912-13	18.0	9.2	..	2.0	..	29.2	*2.7	1.0	20.5	0.1	24.3	4.9	
1913-14	20.9	9.3	..	2.5	..	32.7	*2.4	1.2	21.4	0.3	25.3	7.4	
1914-15	23.0	9.8	..	1.5	0.1	34.4	2.7	1.5	22.4	0.3	26.9	7.5	
1915-16	24.8	10.2	..	1.5	..	36.5	2.9	1.6	23.8	0.3	28.6	7.9	
1916-17	27.2	11.0	..	2.5	0.1	40.8	3.1	1.7	25.8	0.2	30.8	10.0	
1917-18	29.8	11.0	..	2.9	0.1	43.8	3.6	1.7	25.6	0.2	31.1	12.7	
1918-19	33.2	11.5	..	2.0	0.1	46.8	3.6	2.0	25.2	0.2	31.0	15.8	
1919-20	35.7	15.2	..	1.7	0.2	52.8	3.7	2.2	24.1	0.6	30.6	22.2	
1920-21	37.5	15.7	..	5.4	0.5	59.1	4.0	2.4	29.4	1.0	36.8	22.3	
1921-22	43.4	15.8	..	5.4	0.4	65.0	6.4	2.9	52.6	0.6	62.5	2.5	
1922-23	45.0	17.9	..	4.9	0.1	67.9	7.9	3.5	64.1	-0.5	75.0	-7.1	
1923-24	44.2	19.1	..	7.6	0.2	71.1	9.6	3.2	74.2	0.6	87.6	-16.5	
1924-25	50.5	20.2	..	6.4	0.4	77.5	9.0	4.4	80.6	0.6	94.6	-17.1	
1925-26	48.7	22.3	..	6.8	0.2	78.0	8.6	3.4	93.7	0.2	105.9	-27.9	
1926-27	49.5	22.4	..	7.2	3.2	82.3	9.6	3.6	90.5	-0.3	103.4	-21.1	
1927-28	48.5	23.1	..	6.3	2.3	80.2	11.3	3.8	90.2	..	105.3	-25.1	
1928-29	47.6	23.0	..	3.8	1.0	75.4	10.6	2.7	90.4	..	103.7	-28.3	
1929-30	51.0	22.9	..	2.7	0.1	76.7	10.2	2.9	89.3	..	102.4	-25.7	
1930-31	50.2	23.1	..	2.7	0.2	76.2	10.2	3.4	92.1	..	105.7	-29.5	
1931-32	49.3	23.5	..	1.4	0.1	74.3	10.5	3.3	94.3	..	108.1	-33.8	
1932-33	49.3	23.5	7.4	1.1	0.1	81.4	11.8	3.0	96.5	..	111.3	-29.9	
1933-34	49.2	32.9	11.4	3.9	..	97.4	7.5	4.4	98.2	..	110.1	-12.7	
1934-35	50.9	33.4	10.9	3.3	..	98.5	9.6	4.2	98.6	..	112.4	-13.9	
Total to end of 1934-35	1020.0	485.0	29.7	110.7	10.1	1055.5	181.4	73.6	1547.8	5.3	1808.1	152.6	

*Includes interest paid to Government and the Municipality under Section 68(1) of the old Act as shown below :-

Year.	Government.	Municipality.	Total.
	Rs.	Rs.	Rs.
1909-10	65,350	41,241	1,06,591
1910-11	46,440	37,841	84,281
1911-12	61,858	37,276	99,134
1912-13	68,194	37,431	1,05,625
1913-14	54,644	27,668	82,312
Total	2,96,486	1,81,457	4,77,943

Particulars of Municipal (Improvements)

Serial No.	Names of Chawls.		Year in which site of chawls appropriated for construction of chawls.	Open Spaces in the chawls site.	Area actually occupied by the buildings.	Total area of the site of chawls (cols. 4 and 5).	Rate per sq. yard as in the year (given in col. 7.)	Value of site col. (6) as in the year given in col. 8.	Constructional cost of the chawls including 7½% for M. & E.	Cost of Work, value of land, Management and Establishment charges (col. 9 & 10).	Interest and sinking fund charges on capital outlay at 4.81 p.c. on col. 10 up to 1919 and thereafter at 6.95%.
1	2		3	4	5	6	7	8	9	10	11
				Sq. Yds.	Sq. Yds.	Sq. Yds.	Rs.	Rs.	Rs.	Rs.	Rs.
1	1-4	Agripada A Chawls	1900	(a) 4,079	8,206	7,285	7	50,995	1,85,505	2,86,500	10,903
2	5-16	Agripada B ,,	1908	5,924	6,001	11,925	6	71,550	5,41,639	6,13,189	23,268
3	31, 32 38-40 45-46	Agripada C ,,	1903	2,825	3,426	6,251	6	37,506	2,79,182	3,16,688	14,599
4	19-24	Chandanwadi ,,	1904	5,365	4,299	9,664	15	1,44,960	3,76,915	5,21,375	24,058
5	25-27 29-30 and 41	Imamwada A ,,	1905	7,857	5,585	13,442	13.8	1,81,467	4,98,562	6,80,029	31,349
6	50	Imamwada B ,,	1905	588	361	949	13.8	12,811	19,368	32,179	1,483
7	68-87	Mandvi-Kollwada Chawls	1908	89	3,276	4,169	75	3,12,675	2,76,040	5,88,715	27,140
8	51	Workmen's Cottages at Matunga	1905	57	370	944	5	4,720	12,088	16,809	774
9	17-18	Nagpada A Chawls	1903	1,510	1,059	2,569	7	17,983	82,358	1,00,341	4,626
10	39	Nagpada B ,,	1904	1,122	977	2,099	7	14,693	99,776	1,14,469	5,277
11	28	Prince's Street Chawls	1907	1,047	488	1,480	30	44,400	42,412	86,812	4,002
12	42-44 47-49	Suparibaug Chawls	1910	5,157	2,924	8,081	4.8	36,364	3,39,878	3,76,242	17,345
13	52-57	Chinch Bunder Chawls	1913	4,613	3,838	8,496	26.66	(d) 2,20,560	3,79,047	6,05,607	27,918
14	—	Cottage Blocks (old)	1920	2,290	490	2,780	10	27,800	86,069	63,869	4,056
15	58-61	Mahar Chawls	1921	1,754	2,427	4,181	15	62,715	4,39,814	5,02,529	31,911
16	62	Peons ,,	1921	2,375	1,044	3,419	15	51,285	1,70,863	2,22,148	14,106
17	63-66	Kalapani ,,	1921	5,068	2,692	7,760	15	1,16,400	4,31,655	5,48,055	34,301
18	67-72	Three Room Tenements (Scheme 5)	1922	4,496	1,113	5,609	6	33,654	2,63,378	2,97,032	18,861
19	73-78	Two Room Tenements (Scheme 6)	1922	2,937	1,297	4,234	6	25,404	2,86,310	3,11,714	19,795
20	79-95	Cottage Blocks (New)	1922	6,538	1,220	7,808	6	46,848	69,312	1,16,160	7,376
21	1-19	Bella's Road Chawls	1922	23,460	12,244	35,704	19	6,78,376	25,78,546	32,51,922	2,06,497
22	1-16	Mazagaon Chawls	1922	19,327	9,754	29,081	10	2,90,810	21,77,079	24,67,889	1,56,711
23	1	New Kalapani Chawls	1923	1,839	2,072	3,911	20	78,220	3,14,276	3,92,496	24,923
24	1-3	Love Lane Chawls	1925	6,972	6,395	13,367	18.8	2,47,289	11,38,753	13,81,042	87,696
25	1-10	Sydenham Road Chawls	1925	9,184	3,611	12,795	16	2,04,720	7,73,071	9,82,791	62,407
Total				1,27,844	60,159	2,08,003	..	30,20,205	1,18,06,891	1,43,27,096	8,66,882

C.

Chawls Capital Cost and Net Annual Return.

Full letting value per annum.	Annual Profit + or Loss - i.e., 50.46% of col. 12 - Col. 11.	Percentage of annual return 50.46% of col. 12 of capital cost (col. 10).	Number of rooms.	Number of floors including ground floor.	Land per room (col. 6 ÷ Col. 15).	Rent per room on (Rs. 3-1935).	Floor area of tenement including Verandah.	Capital cost of land and works per room (col. 10 ÷ 15).	Capital cost of works per room (Col. 9 ÷ 15).	Net Profit + or Loss - per room (Col. 13 ÷ Col. 15).	REMARKS.
12	13	14	15	16	17	18	19	20	21	22	23
Rs.	Rs.				Sq. Yds.	Rs.	Sq. ft.	Rs.	Rs.	Rs.	
22,202 +	800	4.75	811	8	23.42	5 10 7 13	175	760	596 +	.96	* Rs. 7-13-0 for 8 rooms being two room tenements.
59,072 +	1,035	4.78	(b) 288 640	4	12.85	5 4 4 15	110 142	661	584 +	1.11	The rates per sq. yd. in Col. 7 are those which the site of Chawls, given in Col. 6, could have fetched subject to the Board's usual regulations in the open market in the year given in column 3.
81,174 +	1,131	4.97	482	4	14.47	5 10 7 0	177	733	640 +	2.62	
61,279 +	6,863	5.92	674	4	14.83	7 7	125	774	559 +	10.17	(a) This area is exclusive of the site of the weaving shed and a strip of land 6 ft. in width surrounding the shed.
65,251 +	1,577	4.84	883	4	15.22	6 3	135	770	508 +	1.78	(b) The rooms in Agrhata Barr of two kinds; 4 blocks of rooms larger, measuring 142 sq. ft. and 3 blocks smaller, measuring 110 sq. ft. floor area.
2,317 -	314	3.63	80	2	31.63	6 7	160	1,073	645 -	10.49	(c) In addition to 9,755 rooms and 214 looms shown as total in Col. 15, there are in Mandvi-Koliwada 26 godowns let at rents ranging from Rs. 14-14-0 to 120-0-0 per godown and 30 shops let at rates ranging from Rs. 20 to 54 per shop per month and in Chinch Bunder 33 godowns let at Rs. 60 per month occupying the whole of the ground floor.
56,226 +	1,232	4.52	222	4	18.77	8 1	170	2,052	1,243 +	5.55	
1,260 -	138	3.78	15	1	62.93	7 0	120	1,120	805 -	9.2	
11,124 +	987	5.59	144	4	17.84	6 7	148	697	572 +	6.85	
11,124 +	336	4.9	144	4	14.57	6 7	160	795	693 +	2.38	
5,952 -	999	3.46	64	4	23.12	7 12	131	1,350	662 -	15.61	(d) This figure represents the value at Rs. 40 per sq. yd. of the site situated between the 25 ft. road and the railway and admeasuring 5,004 sq. yds.
83,449 -	487	4.43	480	4	16.83 (g)	5 13	176	784	708 -	.97	(e) This figure is arrived at by dividing (d) by 8,495 sq. yds.
51,645 -	1,858	4.8	372	2	22.63	6 4	176	1,628	1,019 -	4.99	(f) Represents number of looms.
3,024 -	2,530	2.39	14	1	198.57	18 0	175	4,502	2,576 -	180.00	(g) Including Rs. 0-7-0 for electric installation charges.
29,558 -	17,501	2.87	320	4	13.06	7 8	176	1,570	1,374 -	54.69	The figures in Cols. 20 and 21 given against Mandvi-Koliwada and Chinch Bunder Chawls are vitiated by the fact that the capital cost of the chawls includes the cost of godowns and shops on the ground floor. Omitting those chawls and the Matunga cottages (new & old) also two-room and three-room tenements in Schemes 6 and 5, the average cost per room is Rs. 1,300 (Land Rs. 253 and construction Rs. 1,137).
11,676 -	8,214	2.65	120	4	28.49	8 0	170	1,851	1,424 -	68.45	
24,384 -	22,497	2.24	(f) 246 100	4	19.11	7 0	176	1,350	1,063 -	55.41	
16,272 -	10,650	2.76	86	3	155.55	{ 40 0 38 0 35 0	562	8,251	7,316 -	295.83	
10,372 -	9,767	3.22	72	3	58.8	{ 25 0 23 0 22 0 20 0	388	4,329	3,976 -	135.55	
2,760 -	5,933	1.2	10	1	780.0	25 0	325	11,616	6,031 -	508.3	
1,53,480	1,29,051	2.38	1,510	4	23.04	{ 10 0 9 8 8 0	176	2,154	1,704 -	68.46	
1,10,208	96,559	2.44	1,300	4	22.37	8 8 7 8	176	1,898	1,675 -	74.28	
22,612	13,513	2.91	(f) 228 54	4	13.86	7 4	176	1,391	1,114 -	47.9	
93,558	40,437	3.42	816	4	16.38	12/0, 11/0, 9/8, 10/8, 10/0, 9/0.	176	1,692	1,399 -	49.61	
58,002	33,139	2.98	384	4	33.32	{ 10 0 9 8 8 0 8 8 20 0 19 0 18 0	176	2,559	2,026 -	86.30	
9,64,481	3,80,206	3.28	(g) 9,755 214	..	20.88	1,487	1,184 -	83.14	

APPENDIX

Number of tenements, Full letting value

Serial No.	Description.	Let for living purposes.	Number of Tenements.							Monthly		
			Temporarily occupied for Municipal purpose.		Temporarily occupied by Schools.	Chawl Superintendent's quarters including Office and Store.	Total of Columns 3 to 7.	Shops.	Godowns.	Let for living purposes.	Temporarily occupied for Municipal purposes.	Temporarily occupied for School purposes.
			Occupied by Mucedans	Used for office Store.								
1	2	3	4	5	6	7	8	9	10	11	12	13
1	1-4 Agripada A Chawls	277	1	6	284	27	..	1,575 10	3 8	..
2	5-16 81-82 88 & 40 } " B "	910	910	18	..	4,581 9
3	45-46 } " C "	413	413	19	..	2,336 14
4	19-24 Chandanwadi Chawls	663	1	2	666	8	..	4,931 1	5 0	..
5	25-27 29-30 & 41 } Imamwada A Chawls.	875	1	7	883	5,414 1	4 0	..
6	50 " B. "	80	80	193 2
7	33-37 Mandvi Koliwada Chawls	(H) 222	222	30	26	1,789 14
8	51 Matunga Cheap Workmen's Cottages	15	15	105 0
9	17-18 Ngppada A Chawls	144	144	927 0
10	39 " B "	144	144	927 0
11	28 Princess Street Chawls	64	64	496 0
12	42-44 47-49 } Suparibaugh Chawls	477	1	2	480	(E) 2,772 9	14 14	..
13	52-57 Chinch Bunder Chawls	371	1	372	..	33	2,318 12	5 0	..
14	58-61 Mahar Chawls	(F) 319	1	320	4	..	2,292 13	7 0	..
15	62 Peons "	(G) 117	117	3	..	936 0
16	63-66 Kalapani Chawls	240	6	246	..	Looms. } 160	1,680 0
17	67-72 Three-Room Tenements	86	86	1,358 0
18	73-78 Two Room Tenements	72	72	1,656 0
19	79-85 Ground floor Cottages (New)	10	10	230 0
20	86-95 " " " (Old)	14	14	252 0
21	DK 1-19 Bellasis Road Chawls	1,502	1	6	1,509	7	..	12,566 0	7 0	..
22	1-16 Masagaon Chawls	1,289	5	6	1,300	9,877 8	..	34 8
23	1 New Kalapani Chawls	228	228	6	Looms. } 54	1,653 0
24	1-3 Love Lane Chawls	(I) 788	1	6	795	21	..	7,214 8	7 0	..
25	1-10 Sydenham Road Chawls	380	1	1	..	1	383	1	..	4,775 8	17 0	..
	Total	9,600	9	3	5	40	9,657	144	59 Looms. 214	72,857 13	70 6	34 8

Note A.—Municipal servants who are paid house rent allowance are given in lieu of the house rent allowance free accommodation in (1) New Kalapani Chawls, (2) Sydenham Road Chawls, (3) Bellasis Road Chawls, (4) Masagaon Chawls, (5) Love Lane Chawls and (6) Imamwada Chawls. Rent charged for the purpose of adjustment is Rs. 6 p.m. per room.

Note B.—(i)—Figures in Col. 19 while including Chawl Superintendent's quarters does not include Shops, Godowns and Looms in respect of Mandvi-Koliwada Chawls, Chinch Bunder Chawls, Kalapani Chawls, Bellasis Road Chawls, and New Kalapani Chawls.
(ii)—Total number of rooms including all shops, looms and godowns Cols. (8, 9, 10)=10,674.
(iii)—Figures in Col. 24 are obtained by distributing the actual population (Col. 22) over the area made up of chawl site plus half the area of adjacent streets and in case of Mandvi-Koliwada Chawls 20' strip along the adjacent Railway.

D.
Permissible and Actual Population 1934-35.

Rent.						Maximum permissible population in adults.			Actuals in January 1935.		REMARKS.	
Chawl Superintendent's quarters including Office and Store.	Total of Columns 11 to 14.	Shops.	Godowns.	Total of columns 15 to 17.	Total amount of annual rental 12 times of column 18.	Total tenements.	Population per tenement.	Total Population.	Persons.	Equivalent adults.		Population per acre in largest groups.
14	15	16	17	18	19	20	21	22	23	24	25	26
Rs. a.	Rs. a.	Rs. a.	Rs. a.	Rs. a.	Rs. a.							
(a) 20 0	1,599 2	251 0	..	1,850 2	22,201 8	311	5	1,555	1,022	896	708	(a) Ra. 15 for Chawl Superintendent's Quarters and Ra. 5 for Office use.
..	4,581 9	257 12	..	4,839 5	58,071 12	928	4	1,296 1,920	2,534	2,331		(b) Ra. 15 for Chawl Superintendent's Quarters and Ra. 2-8 for Office use.
..	2,338 6	261 0	..	2,597 14	31,174 8	432	5	2,160	1,680	1,513		(c) Ra. 15 for Chawl Superintendent's Quarters and Ra. 4-8 for Office use.
(b) 17 8	4,953 9	153 0	..	5,106 9	61,278 12	674	3	2,359	2,551	2,293	1,114	(d) Ra. 15 for Chawl Superintendent's Quarters and Ra. 7 for Office use.
(c) 19 8	5,437 9	5,437 9	65,250 12	883	4	3,532	2,560	2,299	820	(e) Ra. 15 for Chawl Superintendent's Quarters and Ra. 7 for Office use.
..	193 2	193 2	2,317 8	80	5	150	107	95		(f) Ra. 10 for Chawl Superintendent's Quarters and Ra. 7 for Office use.
..	1,789 14	1,074 0	1,821 10	4,685 8	56,228 0	222	5	1,110	982	905		782
..	105 0	105 0	1,260 0	15	5	75	(h) Ra. 15 for Chawl Superintendent's Quarters and Ra. 7 for Office use.
..	927 0	927 0	11,124 0	144	5	792	577	589	1,052	(i) Ra. 15 for Chawl Superintendent's Quarters and Ra. 7 for Office use.
..	927 0	927 0	11,124 0	144	5	792	605	500		(j) Ra. 15 for Chawl Superintendent's Quarters and Ra. 7 for Office use.
..	496 0	496 0	5,952 0	64	4	256	248	215		(k) Ra. 15 for Chawl Superintendent's Quarters and Ra. 7 for Office use.
..	2,787 7	2,787 7	33,449 4	480	5	2,400	1,512	1,314	..	(l) Ra. 15 for Chawl Superintendent's Quarters and Ra. 7 for Office use.
..	2,323 12	..	1,980 0	4,303 12	51,645 0	372	5	1,860	1,454	1,267	732	(m) Ra. 15 for Chawl Superintendent's Quarters and Ra. 7 for Office use.
..	2,299 13	80 0	..	2,379 13	28,557 12	320	5	1,600	1,384	1,233	..	(n) Ra. 15 for Chawl Superintendent's Quarters and Ra. 7 for Office use.
..	936 0	37 0	..	973 0	11,676 0	120	5	600	393	363	..	(o) Ra. 15 for Chawl Superintendent's Quarters and Ra. 7 for Office use.
(d) 22 0	1,702 0	..	Looms. 830 0	2,032 0	24,384 0	246	5	1,230	650	602	332	(p) Ra. 15 for Chawl Superintendent's Quarters and Ra. 7 for Office use.
..	1,356 0	1,356 0	16,272 0	86	(q) Ra. 15 for Chawl Superintendent's Quarters and Ra. 7 for Office use.
..	1,656 0	1,656 0	19,872 0	72	(r) Ra. 15 for Chawl Superintendent's Quarters and Ra. 7 for Office use.
..	230 0	230 0	2,760 0	10	(s) Ra. 15 for Chawl Superintendent's Quarters and Ra. 7 for Office use.
..	252 0	252 0	3,024 0	14	(t) Ra. 15 for Chawl Superintendent's Quarters and Ra. 7 for Office use.
(d) 22 0	12,595 0	195 0	..	12,790 0	1,58,480 0	1,510	5	7,550	4,865	4,626	..	(u) Ra. 15 for Chawl Superintendent's Quarters and Ra. 7 for Office use.
(d) 22 0	9,934 0	9,934 0	1,19,208 0	1,300	5	6,500	4,233	3,892	..	(v) Ra. 15 for Chawl Superintendent's Quarters and Ra. 7 for Office use.
..	1,653 0	120 0	Looms. 111 0	1,884 8	22,612 8	228	5	1,140	371	337	379	(w) Ra. 15 for Chawl Superintendent's Quarters and Ra. 7 for Office use.
(d) 22 0	7,243 8	553 0	..	7,796 8	98,558 0	816	5	4,080	2,096	1,877	..	(x) Ra. 15 for Chawl Superintendent's Quarters and Ra. 7 for Office use.
(f) 19 0	4,811 8	22 0	..	4,833 8	58,002 0	384	5	1,920	693	604	..	(y) Ra. 15 for Chawl Superintendent's Quarters and Ra. 7 for Office use.
164	73,126 11	3,003 12	Looms. 441 0	80,378 7	9,64,481 4	9,755	..	44,877	30,579	27,311	..	(z) Ra. 15 for Chawl Superintendent's Quarters and Ra. 7 for Office use.

Note C.—Bellaria Road Chawls.

1. Blocks Nos. 2 and 4 are occupied by the Bombay Municipality at Rs. 1,200 p.m. against the full letting value of Rs. 1,336 p.m.
2. Block No. 7 is occupied by the B. B. & C. I. Bly. Police at Rs. 600 p.m. against Rs. 668 p.m. (full letting value.)
3. Blocks Nos. 15 & 16 are occupied by the Commissioner of Police, Bombay, at Rs. 1,200 p.m. against Rs. 1,336 full letting value.
4. Block No. 18 is occupied by the Bombay Municipality at Rs. 400 p.m. against Rs. 664 p.m. full letting value.
5. Block No. 13-1 room let for Rs. 2 p.m. to Mohamedans for prayers. Block No. 11, 1 room let for Rs. 2 p.m. to Mahars for a library and social work.

Note D.—Mazagaon Chawls.

1. Block No. 14 is in occupation of Head Supervisor (Conservancy) Bombay Municipality at Rs. 400 p.m. against Rs. 616 p.m. full letting value.
2. Block No. 12 do. Health Department, Bombay Municipality, at Rs. 555 p.m. against Rs. 616 p.m. full letting value.
3. Block No. 5, one room is let for a dispensary at Rs. 1 p.m.
4. Block No. 5 (1 room) Block No. 6 (4 rooms) let for school to the Women's Foreign Missionary Society of the Methodist Episcopal Church, at rent reduced by 15 per cent.
5. Block No. 8 (80 rooms) Block No. 16 (80 rooms) let to the servants of Untouchables Society Bombay Provincial Board at a concessional rent of Rs. 300 and Rs. 400 p.m. respectively. Block 6, room 3 let to Secretary, Mazagaon Tadwadi Tenants' Association at rent reduced by 50% for a library. Block 5, room 19 let to Child Welfare Centre for Rs. 2 p.m. from 1-7-1934. Block No. 3, (13 rooms) let to the Servants of Untouchables' Society at Rs. 5-0-0 per room p.m. Block No. 3 (2 rooms) let to the Servants of Untouchables Society at Rs. 2-6-0 p.m. per room. Block No. 15, (1 room) let to the Servants of Untouchables' Society for Rs. 2-8-0 p.m.

Note M.—Agripada (6 blocks) C Chawls:—Block No. 23, room No. 64 let to Tarun Mitra Mandal for Social Work for Rs. 2-0-0 p.m.

APPENDIX E.

Statement showing dishousing and rehousing operation on Estates since the commencement of the late Trust.

YEAR.	Number of tenements demolished up to the end of the year.				NUMBER OF TENEMENTS PROVIDED UP TO THE END OF THE YEAR.																	Net addition + or reduction— No. of tenements in City through operation of the late Trust.		REMARKS.			
					In Board's Chawls.			In Police Accommodation, Poorer Classes Accommodation Schemes and the B.D.D. Chawls.					In Board's Lessees' Buildings.					Total.									
	One Room.	Two Rooms.	Larger.	Total.	Per- manent.	S. P. Sheds.	Total.	One Room.	Two Rooms.	Larger.	Servt's quarters.	Total.	One Room.	Two Rooms.	Larger.	Servt's quarters.	Total.	One Room.	Two Rooms.	Larger.	Servt's quarters.	Grand Total.	In year.		To end of year.		
1	2	3	4	5	6	7	8	9	10	11	12	13	14	15	16	17	18	19	20	21	22	23	24	25	26		
1898-99 to 1932-34.	25,418	5,210	3,509	34,137	9,716	1,800	11,516	18,197	51	145	162	18,555	10,417	3,021	5,740	2,076	K. 2,11,254	40,180	3,072	5,895	2,238	51,325	17,188	17,188	K. Includes:— Tenements for Plots No. 101, 102, 103, 105, Sch. 3 and Plots Nos. 4, 5, 6, 11, 11A, 12, Sch. 29, which are now owned by the Corporation, the total number of tenements being 482 in all. * Including 10 Rooms in S. P. Sheds.		
1934-35	*153	20	13	186	..	7	7	1,046	452	616	23	2,137	1,053	452	616	23	2,144	1,958	1,958			
Total	25,571	5,230	3,522	34,323	9,716	1,807	11,523	18,197	51	145	162	18,555	11,463	3,473	6,356	2,099	23,391	41,183	3,524	6,501	2,261	53,469	19,146	19,146			
1898 to 1905 ..	4,110	479	291	4,880	597	..	597	187	86	154	340	717	784	36	154	340	1,314	—	3,566		—	3,566
1905 to 1909 ..	7,191	1,680	862	9,733	2,247	248	2,495	778	4	11	26	819	505	173	401	415	1,494	3,778	177	412	441	4,808	—	4,725		—	8,491
1909 to 1935 ..	14,270	3,071	2,369	19,710	6,872	1,559	8,431	17,419	47	134	136	17,786	10,771	3,264	5,801	1,344	21,180	36,621	3,911	5,935	1,480	47,347	+ 27,637	19,146	19,146		
Grand Total To end of March 1935.	25,571	5,230	3,522	34,323	9,716	1,807	11,523	18,197	51	145	162	18,555	11,463	3,473	6,356	2,099	23,391	41,183	3,524	6,501	2,261	53,469	19,146	19,146			

APPENDIX F.

Area, Capital Value and Rental are shown in thousands.
 (The Capital Value in columns 4 and 12 is inclusive of premia and fine.)
 (000 omitted.)

ESTATE.	Disposed of to end of 1933-34.				Disposed of in 1934-35.				Disposed of to end of 1934-35.				Balance available for leasing.				REMARKS.
	No. of Plots.	Area.	Capital Value.	Rent.	No. of Plots.	Area.	Capital Value.	Rent.	No. of Plots.	Area.	Capital Value.	Rent.	No. of Plots.	Area.	Capital Value.	Rent.	
1	2	3	4	5	6	7	8	9	10	11	12	13	14	15	16	17	18
SCHEDULE W.			Rs.	Rs.			Rs.	Rs.			Rs.	Rs.			Rs.	Rs.	
Flats	8	32.6	6.01	5.8	8	32.6	(a) 6.01	* 5.8	* Rs. 18,640 premia received last year. (a) Includes Rs. 4,50,000 for premia and Rs. 4,180 for fine. (b) Includes Rs. 42,049 for premia. (c) Includes Rs. 8,341 for premia. (d) Includes Rs. 6,020 for premia. (e) Includes Rs. 7,700 for premia. * Rs. 3,259 premia received in 1932-33. (f) Includes Rs. 31,718 for premia and Rs. 5,000 for fine. * Rs. 1,064 premia received in 1932-33.
Kennedy Sea Face ..	1	4.4	0.2	0.01	1	4.4	0.2	0.01	
Hornby Road ..	38	56.1	21.17	91.0	38	56.1	(b) 21.17	91.0	
Marine Lines (including Admiral's Bungalow.)	21	41.1	7.95	35.5	21	41.1	(c) 7.98	35.5	
Wellington Lines ..	16	32.0	7.74	30.7	16	32.0	(d) 7.74	30.7	
Wodehouse Road ..	20	40.5	8.02	34.6	20	40.5	(e) 8.02	34.6	
Chaupati East ..	8	4.3	1.57	7.9	8	4.3	1.57	* 7.9	
Chaupati West (including Old Distillery Plot.)	45	97.6	17.31	81.9	45	97.6	(f) 17.31	* 81.9	
Total ..	157	308.6	69.77	2,87.4	157	308.6	69.80	2,87.4	

SCHEDULE X.																
Agripada	156	234.4	24,29	1,06.8	(g) 156	234.4	(h) 24,30	* 1,06.8	5	6.9	1,25	6.9
Connaught Road ..	17	12.2	96	4.2	17	12.2	(i) 96	4.2
Lands at Matunga ..	1	1.6	1	1.6
Total ..	174	248.2	25,25	1,11.0	174	248.2	25,26	1,11.0	5	6.9	1,25	6.9
SCHEDULE Y.																
Colaba Reclamation.	36	53.8	23,86	1,06.7	36	53.8	(j) 23,86	1,06.7
Nepean Sea Road Reclamation ..	1	2.0	14	0.6	1	2.0	14	0.6
Total ..	37	55.8	24,00	1,07.3	37	55.8	24,00	1,07.3
SCHEDULE Z.																
1	3.2	5	0.2	1	3.2	5	0.2
TRUST OWN PROPERTY.																
First Nagpada ..	65	47.3	8,27	35.4	* 64	47.0	(k) 8,26	† 35.4
Princess Street ..	117	72.8	94,78	3,94.4	117	72.8	(l) 94,78	3,94.4
Carried over ..	182	120.1	1,03,05	429.8	181	119.8	1,03,04	429.8
Carried over ..	369	615.8	1,19,07	505.9	369	615.8	1,19,11	5,05.9	5	6.9	125	6.9

(g) Two plots (Schedule plots Nos. 4 and 5) acquired by Govt.
 (h) Includes Rs. 25,692 for premia and Rs. 10,834 for fine.
 * Rs. 17,776 premia received during the year.

(i) Includes Rs. 3,594 for premia.

(j) Includes Rs. 8,293 for premia and Rs. 3,270 for fine.

* One plot resumed during the year.
 (k) Includes Rs. 100 for fine and Rs. 10,412 for premia.
 † Rs. 21,293-5-6 commutation amount received in 1932-33.

(l) Includes Rs. 1,78,432 for premia and Rs. 4,000 for fine.
 * Rs. 4,23,306 commutation amount and Rs. 1,560 premia received during the last two years.

APPENDIX F.—*contd.*

Area, Capital Value and Rental are shown in thousands.

(The Capital Value in columns 4 and 12 is inclusive of premia and fine.)

(000 omitted.)

ESTATE.	Disposed of to end of 1933-34.				Disposed of in 1934-35.				Disposed of to end of 1934-35.				Balance available for leasing.				REMARKS.
	No. of Plots.	Area.	Capital Value.	Rent.	No. of Plots.	Area.	Capital Value.	Rent.	No. of Plots.	Area.	Capital Value.	Rent.	No. of Plots.	Area.	Capital Value.	Rent.	
1	2	3	4	5	6	7	8	9	10	11	12	13	14	15	16	17	18
			Rs.	Rs.			Rs.	Rs.			Rs.	Rs.			Rs.	Rs.	
Brought over	369	615.8	1,19,07	5,05.9	369	615.8	1,19,11	5,05.9	5	6.9	1,25	6.9	
" "	182	120.1	1,03,05	429.8	181	119.8	1,03,04	429.8	
Sandhurst Road	188	139.7	96,52	3,89.4	188	139.7	(m) 96,55	3,89.4	9	6.1	5,11	28.4	(m) Includes Rs. 2,61,833 for premia and Rs. 24,505 for fine. * Rs. 6,48,128 commutation amount and Rs. 62,841-0-6 premia received during the last three years.
Gandevi	119	101.7	23,12	84.0	119	101.7	(n) 23,12	83.0	(n) Includes Rs. 2,87,887-8-0 for premia and Rs. 3,500 for fine. * Rs. 1,56,692 commutation amount received during the last three years. * 3 Plots resumed during the year.
Dadar-Matunga	595	646.4	70,83	274.1	123	98.0	10,72	50.1	715	743.0	(o) 81,61	3,19.9	234	262.6	26,78	1,48.8	(o) Includes Rs. 7,76,959 for premia and Rs. 4,683 for fine. † Rs. 4,52,340 for premia and Rs. 2,80,270-9-0 for commutation received during the last three years.

Sion-Matunga ..	5	7.4	1,29 1	0.5	5	7.4	(p) 1,29	0.5	99	86.5	6,75	37.5	(p) Includes Rs. 67,071 for premia.
Mandvi-Koliwada..	33	19.3	20,05	35.5	33	19.3	(q) 20,05	85.5	(g) Includes Rs. 64,055 for premia. * Rs. 30,456 commutation amount received in 1932-33.
Scuter Street Extension Eastward.	4	3.1	42	1.7	4	3.1	(r) 42	1.7	(r) Includes Rs. 2,800 for premia.
Mathew Road ..	21	34.5	12,99	47.8	21	34.5	(s) 12,99	47.8	(s) Includes Rs. 2,61,973 for premia.
Nowroji Hill ..	51	33.9	28,72	1,15.7	4	4.3	1,66	8.1	55	38.2	(t) 30,38	1,23.8	80	50.8	32,53	1,80.7	(t) Includes Rs. 1,95,758 for premia. * Rs. 1,54,406-3-0 premia and Rs. 2,10,090 for commutation amount received during the last 3 years.
Parel Road ..	174	160.8	34,56	148.3	8	5.4	70	3.6	182	164.2	(u) 35,27	151.0	47	31.3	5,95	33.0	(u) Includes Rs. 1,05,022 for premia and Rs. 13,550 for fine. * Rs. 58,129-5-4 commutation amount and Rs. 1,11,724-4-0 premia received during the last three years.
East Agripada ..	55	83.0	13,99	66.6	55	83.0	(v) 13,99	66.6	32	22.0	528	29.2	(v) Includes Rs. 29,938 for premia.
Carried over ..	1,427	1,349.9	4,06,54	26,43.4	135	107.7	13,08	61.8	1,558	1,455.9	4,18,71	16,99.0	501	459.3	82,40	4,57.7	
Carried over ..	369	615.8	1,19,07	5,05.9	369	615.8	1,19,11	5,05.9	5	6.9	1,25	6.9	

APPENDIX F—contd.

Area, Capital Value and Rental are shown in thousands.
(The Capital Value in columns 4 & 12 is inclusive of premia and fine.)
(000 omitted.)

ESTATE.	Disposed of to end of 1933-34.				Disposed of in 1934-35.				Disposed of to end of 1934-35.				Balance available for leasing.				REMARKS.
	No. of Plots.	Area.	Capital Value.	Rent.	No. of Plots.	Area.	Capital Value.	Rent.	No. of Plots.	Area.	Capital Value.	Rent.	No. of Plots.	Area.	Capital Value.	Rent.	
1	2	3	4	5	6	7	8	9	10	11	12	13	14	15	16	17	18
Brought over ..	369	615.8	Rs. 1,19,07	Rs. 5,05.9	369	615.8	Rs. 1,19,11	Rs. 5,05.9	5	6.9	Rs. 1,25	Rs. 6.9	
Brought over ..	1427	1,349.9	4,05, 4	6,43.4	135	707.7	1,3,08	61.8	15,58	1,455.9	4,18,71	16,99.0	501	459.3	82,40	457.7	
Bhatwadi	10	5.2	114	3.8	10	5.2	(w) 114	* 3.8	(w) Includes Rs. 20,484 for premia and Rs. 200 for fine. * Rs. 7,434 commutation amount received in 1932-33.
Lamington Road ..	1	0.3	13	0.6	1	0.3	13	0.6	
Sydenham Road ..	27	9.8	23,68	84.5	3	0.9	1,49	1.9	30	10.5	(x) 25,17	* 85.2	41	19.5	31,64	1,75.8	(x) Includes Rs. 2,26,369 for premia and Rs. 500 for fine. * Rs. 4,94,712 premia and Rs. 20,000 commutation amount received during the last three years.
Undria Street ..	3	0.7	13	0.6	3	0.7	13	0.6	7	1.7	46	2.6	
Parel Road, Central	15	21.2	7,88	42.0	15	21.2	(y) 7,88	42.0	15	11.9	6,33	35.2	(y) Includes Rs. 2,500 for premia.

Parel Road, Northern	83	28.7	9,85	43.8	7	4.4	2,48	13.8	40	33.1	(z) 12,33	57.6	7	4.2	1,81	10.1	(z) Includes Rs. 40,000 for premia and Rs. 4,448 for fine. * Rs. 72,112 premia received during the last three years.
Mazagaon	6	46.0	7,68	36.2	5	44.2	(a) 6,95	32.9	4	10.0	3,21	17.8	(a) Includes Rs. 25,025 for premia. * One plot resumed during the year.
Worli	6	16.1	2,98	0.4	6	16.1	(b) 2,98	0.4	106	612.6	84,17	4,67.6	(b) Includes Rs. 77,850 for premia. * Rs. 45,288 premia received in 1933-34.
Foras Road Street Scheme	4	28.4	6,12	33.5	4	28.4	(c) 6,12	33.5	5	4.1	1,46	8.1	(c) Includes Rs. 4,815 for premia.
Kolbhatwadi (Impt.) Scheme	17	8.9	16,96	66.4	17	8.9	(d) 16,96	66.4	(d) Includes Rs. 2,05,800 for premia. * Rs. 91,800 premia received in 1932-33.
Dharavi Street Scheme	4	103.1	5,72	4	103.1	(e) 5,72	..	5	28.5	1,85	10.3	(e) Includes Rs. 2,82,898 for premia.
Sewri-Wadala	4	24.0	59	1.4	1	2.8	1,23	6.8	5	26.8	(f) 1,82	8.2	(f) Includes Rs. 24,000 for premia. * Rs. 11,000 premia received during the last three years.
Worli Extension Scheme	1	3.3	82	1	3.3	(g) 82	(g) Includes Rs. 41,055 for premia.
Carried over ..	1658	1,645.4	4,89,28	19,56.6	146	115.8	18,28	84.3	1699	17,57.7	5,06,86	20,30.2	691	11,51.8	2,13,33	11,35.2	
Carried over ..	369	615.8	1,19.07	5,05.9	369	615.8	1,19,11	5,05.9	5	6.9	125	6.9	

APPENDIX F—contd.

Area, Capital Value and Rental are shown in thousands:-
(The Capital Value in columns 4 & 12 is inclusive of premia and fines.)
(000 omitted.)

ESTATE.	Disposed of to end of 1933-34.				Disposed of in 1934-35.				Disposed of to end of 1934-35.				Balance available for leasing.				REMARKS.	
	No. of Plots.	Area.	Capital Value.	Rent.	No. of Plots.	Area.	Capital Value.	Rent.	No. of Plots.	Area.	Capital Value.	Rent.	No. of Plots.	Area.	Capital Value.	Rent.		
1	2	3	4	5	6	7	8	9	10	11	12	13	14	15	16	17	18	
Brought over ..	369	615.8	Rs. 1,19,07	Rs. 505.9	369	615.8	Rs. 1,19,11	Rs. 5,05.9	5	6.9	Rs. 1,25	Rs. 6.9		
Brought over ...	1558	16,45.4	4,9,28	19,56.6	146	115.8	18,28	84.3	1699	17,57.7	5,06,86	20,30.2	691	1151.8	2,13,33	11,85.2		
Naigaum Street Scheme.	21	103.9	21,34	41.4	5	4.1	1,03	5.3	26	108.0	(h) 22,38	* 46.7	102	116.7	18,46	1,02.6	(h) Includes Rs. 4,57,168 for premia. * Rs. 63,200 premia and Rs. 14,256 commutation amount received during the last three years.	
Fergusson Road ...	1	0.8	14	0.8	1	0.8	14	0.8		
Love Lane	4	20.6	5,48	16.1	4	20.6	(i) 5,48	16.1		(i) Includes Rs. 1,13,762 for premia.
Mahalaxmi Street Scheme.	1	1.1	12	0.7	1	1.1	12	0.7	* One plot resumed during the year.	
Total ..	1,585	1,771.8	5,16,30	20,15.6	151	119.9	19,31	89.6	1,730	18,87.1	5,34,86	20,93.8	794	12,69.6	2,31,91	12,88.5		
Police Accommodation Schemes.																		
14 Nagpada ..	1	4.0	72	3.2	1	4.0	72	3.2		

16 Wodehouse Rd.	1	6.6	76	3.4	1	6.6	76	3.4
17 Duncan Road	1	0.3	38	1.7	1	0.3	38	1.7
18 Shepherd Road	1	1.2	15	0.7	1	1.2	15	0.7
19 Agripada	2	4.8	45	2.1	2	4.8	45	2.1
23 Connaught Rd.	2	1.7	13	0.6	2	1.7	13	0.6
24 Princess Street	2	1.5	151	6.8	2	1.5	151	6.8
25 Gamdevi	2	1.8	45	2.0	2	1.8	45	2.0
34 Lamington Road	1	6.2	1	6.2
35 Sandhurst Road West.	1	0.9	39	1.6	1	0.9	39	1.6
39 Sandhurst Road East.	4	2.8	1,97	8.9	4	2.8	1,97	8.9
40 Byoulla	1	16.4	1	16.4
44 Maharbavdi	1	2.7	1	2.7
45 Palton Road	1	5.9	1	5.9
46 Naigaum	1	11.3	2,19	12.2	1	11.3	2,19	12.2
48 Mahim	1	6.7	1	6.7
55 Chinch Bunder Road.	1	3.0	1,52	6.8	1	3.0	1,52	6.8
55A. Masagaon	1	5.4	1	5.4
63 Dadar Matunga North.	3	8.4	80	3.6	3	8.4	80	3.6
67 Naigaum	2	46.5	9,62	53.4	2	46.5	9,62	53.4
70 West Agripada between the Trust Garage on Arthur Road and Lamington Road.	1	1.7	1	1.7
Total	31	39.8	21,04	1,07.0	31	39.8	21,04	1,07.0
Carried over	1935	25,27.4	6,66,41	26,28.5	151	119.9	19,31	89.6	2130	26,42.7	6,75,01	27,06.7	799	1,276.5	2,33,16	12,95.4

Nominal.

Do.

Do.

Do.

Do.

Do.

Do.

APPENDIX F—contd.

Area, Capital Value and Rental are shown in thousands.

The Capital Value in columns 4 & 12 is inclusive of premia and fine.

000 omitted.

ESTATE.	Disposed of to end of 1933-34				Disposed of in 1934-35.				Disposed of to end of 1934-35.				Balance available for leasing.				REMARKS.
	No. of Plots.	Area.	Capital Value.	Rent.	No. of Plots.	Area.	Capital Value.	Rent.	No. of Plots.	Area.	Capital Value.	Rent.	No. of Plots.	Area.	Capital Value.	Rent.	
1	2	3	4	5	6	7	8	9	10	11	12	13	14	15	16	17	18
Brought over ..	1985	2,527.4	Rs. 6,56,41	Rs. 26,28.5	151	119.9	Rs. 19,31	Rs. 89.6	2130	2,642.7	Rs. 6,75,01	Rs. 27,06.7	799	1,276.5	Rs. 2,33,16	Rs. 12,95.4	
<i>Poorer Classes Accommodation Schemes.</i>																	
42 Spring Mills ..	1	20.0	76	3.4	1	20.0	76	3.4	
51 Century Mills ..	1	50.4	2,42	7.2	1	50.4	(j) 2,42	7.2	(j) Includes Rs. 1,21,495 for premia.
65 David Mills ..	1	18.5	2,95	1	18.5	2,95	(*)	(*) Rs. 3,00,000 premia received in 1932-33.
Total ?.	3	88.9	6,13	10.6	3	88.9	6,13	10.6	
Grand Total ..	1988	26,16.3	6,62,54	26,39.1	151	119.9	19,31	89.6	(+) 2133	27,31.6	6,81,14	27,17.3	799	12,76.5	2,33,16	12,95.4	(+) Exclusive of 3 plots sold outright.

APPENDIX G.

*Trust Estates on Government lands (Schedules W, Y, Z) as at close of 1934-35.
(N.B.—The road areas have not been taken into account.)*

Serial No.	Name of Estate.	As per Schedule W		Developed Land.									Undeveloped Land.		REMARKS.	
		Area.	Value.	Leased Plots.				Unleased Plots.				Open spaces in thousands of square yards.	Area in thousands of square yards.	Schedule value in thousands of Rupees.		
				No.	Area in thousands of square yards.	Capital value in thousands of Rupees.	Rental in thousands of Rupees.	No.	Area in thousands of square yards.	Capital value in thousands of Rupees.	Rental in thousands of Rupees.					
1	2	3	4	5	6	7	8	9	10	11	12	13	14	15	16	
	SCHEDULE W LANDS.		Rs.			Rs.	Rs.			Rs.	Rs.			Rs.		
1	Flats	12,52,834	1,14,191	8	32.6	6,01	5.8	169	10,51.2	96		
2	Kennedy Sea Face ..	4,447	..	1	*4.4	0.2	0.01	* Swimming Bath.
3	Marine Lines	32,825	3,28,250	20	32.8	5,68	25.2	
	Wellington Lines ..	44,038	4,40,390	16	32.0	7,74	30.7	(a) 12	(a) Central Garden.
5	Wodehouse Road ..	41,580	4,15,800	20	40.5	8,02	34.6	
6	Hornby Road	41,616	8,32,320	36	41.6	16,34	69.9	
7	Triangular Plot South of Crawford Market (Hornby Road).	7,707	1,54,140	1	3.6	2,87	12.9	
8	Plot North of Municipal Offices (Hornby Road).	6,811	2,04,330	1	6.9	1,96	6.2	
	Carried over ..	14,31,858	24,89,411	103	198.4	48,62	1,87.3	181	10,51.2	96*		

APPENDIX C—(contd.)

Trust Estates on Government lands (Schedules W, Y, Z) as at close of 1934-35.

(N.B.—The road areas have not been taken into account.)

Serial No.	Name of Estate.	As per Schedule		Developed Land.							Undeveloped Land.		REMARKS.		
		Area.	Value.	Leased Plots.			Unleased Plots.			Open spaces in thousands of square yards.	Area in thousands of square yards.	Schedule value in thousands of Rupees.			
				No.	Area in thousands of square yards.	Capital value in thousands of Rupees.	Rental in thousands of Rupees.	No.	Area in thousands of square yards.					Capital value in thousands of Rupees.	Rental in thousands of Rupees.
1	2	3	4	5	6	7	8	9	10	11	12	13	14	15	16
	Brought over ..	14,31,858	24,89,411	103	198.4	48,62	1,87.3	181	1,051.2	98	
9	West Chaupati Estate including old Distillery Plot and the Hill Slope	63,732	6,37,320	40	91.3	15,78.3	75.0	5.8	
10	Parel Estate ..	47,544	..	5	6.3	1,52.7	8.9	
	Total ..	46,696	1,40,088	46.7	140	
	Total ..	15,89,830	32,66,819	148	296.0	65,93	2,69.2	186.8	1097.9	236	1e
	Site for Admiral's Bungalow (Marine Lines).	1	8.3	2.30	10.3	
	East Chaupati Estate ..	4,789	47,890	8	4.3	1.57	7.9	
	Total ..	4,789	47,890	9	12.6	3.87	18.2	
	Schedule Y Lands Colaba Reclamation.	† 46,580	..	36	53.8	23.86	1,06.7	1.9	†Reclaimed area.
	Nepean Sea Road Reclamation.	*9,152	13,000	1	2.0	14	-0.6	*Acquire area.
	Total ..	2,014	
	Total ..	57,746	13,000	37	55.8	24,00	1,07.3	1.9	
	Schedule Z Lands ..	3,250	..	1	3.2	5	0.2	
	Grand Total ..	16,55,615	39,27,709	195	367.6	93,85	3,94.9	188.7	10,97.9	236	

236

APPENDIX H.

Trust Estates on Municipal Lands (Schedule X) as at close of 1934-35.

(N.B.—The Road areas have not been taken into account.)

Serial No.	Name of Estate.	As per Schedule X.		Developed Land.									Undeveloped Land.		REMARKS.	
				Leased Plots.				Unleased Plots.					Area in thousands of square yards.	Schedule value in thousands of Rupees.		
		Area.	Value.	No.	Area in thousands of square yards.	Capital value in thousands of Rupees.	Rental in thousands of Rupees.	No.	Area in thousands of square yards.	Capital value in thousands of Rupees.	Rental in thousands of Rupees.	Open Spaces in thousands of square yards.				Service Passages in thousands of square yards.
1	2	3	4	5	6	7	8	9	10	11	12	13	14	15	16	17
			Rs.			Rs.	Rs.			Rs.●	Rs.				Rs.	
1	Connaught Road	13,858	77,237	17	12.2	96	4.2	1.5	
2	West Agripada	2,27,971	6,64,534	} 150 C. 6	206.4	22,50	98.7	5	6.9	1,25	6.9	18.4	11.0	
3	Central Agripada	2,911	10,528													
4	East Agripada	65,885	6,38,426													
5	Lands at Matunga	86,187	90,984	1	1.6	85	89	*As the land is leased in exchange the rent is Re. 1 only.
	Total ..	3,96,812	14,81,709	168 C. 6	220.2 28.0	23,46 1,80	1,02.9 8.1	5	6.9	1,25	6.9	18.4	12.5	85	89	

Note.—C stands for Trust Chawls.

APPENDIX I.

Trust Permanent Estates on their own lands at close of 1934-35.
(N.B.—The Road areas have not been taken into account.)

Serial No.	Name of Scheme.	Land acquired upto 31st March 1935.		Developed Land.										Undeveloped Land.		Police accommodation site transferred to Government in thousands of square yards.	Land sold or exchanged in thousands of square yards.	Total of columns 6, 10, 13, 14, 15, 17, & 18.	REMARKS.
		Area in thousands of square yards.	Awards in thousands of Rupees.	Leased plots.			Unleased plots.			Open spaces in thousands of Square yards.	Service passages in thousands of Square yards.	Area acquired in thousands of square yards.	Proportionate cost of acquisition in thousands of Rupees.						
				No.	Area in thousands of square yards.	Capital value in thousands of Rupees.	Rental in thousands of Rupees.	No.	Area in thousands of square yards.					Capital value in thousands of Rupees.	Rental in thousands of Rupees.				
1	2	3	4	5	6	7	8	9	10	11	12	13	14	15	16	17	18	19	20
1	First Nagpada	72.8	Rs. 15,37	62 0.2	42.3 4.7	Rs. 7,93 88	Rs. 84.0 1.4	2.8	3.3	4.0	0.8	57.9	Excess of column 3 over 19 due to omission of areas of Roads. Plot No. 42, admeasuring 264 sq. yds. taken over by the Corporation with the buildings thereon.
2	Princess Street	1,20.1	67,47	115 0.2	61.7 11.1	92,59 1,89	3,85.9 8.5	5.8	1.5	2.6	82.7	
3	Sandhurst Road	2,48.5	82,45	186 0.2	1,25.3 14.4	94,61 1,94	3,80.7 8.7	9	6.1	5,11	28.4	3.9	1.3	3.7	3.2	1,57.9	Plots Nos. 101, 102, 103, 105 & 106 admeasuring 4,454.8 sq. yds. taken over by the Trust with the buildings thereon.
4	Gandevi	1,81.7	12,16	119	1,01.7	23,12	83.0	12.2	3.3	1.8	7.3	1,26.3	
5	Dadar Matunga	14,56.5	23,87	712 0.3	7,82.3 10.7	80,94 67	3,16.2 3.7	234	2,62.6	26,78	1,48.8	2,55.2	8.4	1,69.5	14,38.7	
6	Slon Matunga	17,91.5	20,50	5	7.4	1,29	0.5	99	86.5	675	87.5	15.0	..	15,72.8	18,00	..	23.6	17,05.3	
8	Mandvi Koliwada	29.4	19,80	32 0.1	15.1 4.2	16,92 318	71.4 14.1	2.4	1.7	23.4	
13	Bouter Street Extension Eastward	7.5	21	4	3.1	42	1.7	4.2	7.3	
27	Mathew Road	50.8	11,30	21	34.5	12,99	47.8	0.4	2.5	37.4	
29	Nowroji Hill	1,71.7	68,70	54 0.1	29.7 8.5	28,11 2,27	1,13.6 10.2	80	50.8	32,53	1,80.7	8.1	3.5	18.0	6,68	3.0	0.9	1,22.5	Plots Nos. 4, 5, 6, 11, 11A & 12 admeasuring 4,965 sq. yds. taken over by the Trust with the buildings thereon.

30	Souter Street Extension Westward	16.9 2.6	69 10	19.5	19.5
31	Parel	5,48.5 17.1	41,55 1,09	181 0.1	1,58.1 8.1	34,91 39	1,49.4 1.6	47	31.8	5,95	33.0	1.6	2.1	1,83.8	3,35.0
32	East Agripada	2,05.4	22,55	51 0.4	63.7 19.3	10,66 3,33	48.0 18.6	32	22.0	5,28	29.8	..	2.4	53.4	5,86	..	24.0	1,84.8
33	Bhatwadi	8.5	2,79	10	5.2	1,14	3.8	0.4	5.6
36	Lamington Road	7.5	2,22	1	0.3	13	0.6	2.6	2.9
37	Sydenham Road	75.4	1,13,09	30	10.5	25,17	85.2	41	19.5	31,64	1,75.8	..	1.7	1.7	2,55	..	0.8	33.7
41	Undria Street	6.4	4,62	3	0.7	13	0.6	7	1.7	46	2.6	4.0	2,99	6.4
43	Parel Road Central	63.1	25,84	13 0.2	8.4 12.8	5,63 2,20	29.8 12.2	15	11.9	6,33	35.2	33.1
47	Parel Road Northern	1,03.0	30,61	40	33.1	1,233	57.6	7	4.2	1,51	10.1	37.3
50	Mazgaon	62.6	7,95	4 0.1	16.3 27.9	3,19 3,78	12.0 20.9	4	10.0	3,21	17.8	2.0	56.2
52	Worli	17,23.0	33,73	6	16.1	2,93	0.4	103	612.6	84,17	4,67.6	7,67.7	39,42	..	1,56.3	15,52.7
53	Foras Road	44.9	8,33	3 0.1	1.9 23.5	63 5,44	3.3 30.2	5	4.1	1,46	8.1	2.6	0.8	35.9
54	Kolbhatwadi	13.3	13,63	17	3.9	16,96	66.4	1.6	2,25	..	1.0	11.5
56	Dharavi	17,40.2	37,79	4	1,03.1	5,72	..	5	23.5	1,85	10.3	16,02.4	34,30	..	2.0	17,36.0
57	Sewri-Wadala	18,11.6	1,25,52	6	26.8	182	8.2	16,78.2	1,16,23	..	33.8	17,33.8
58	Worli Extension Scheme	3,97.0	27,12	1	3.3	82	3,72.0	25,41	..	0.5	3,75.3
59	Sewri Koliwada	29.4	4,43	29.4	4,43	29.4
60	Nalgaum	5,17.0	51,95	23	1,03.0	22,33	46.7	102	116.7	13,46	1,02.6	..	0.2	96.2	9,67	57.3	77.2	4,56.1
61	Ferguson Road	1,67.7	4,09	1	0.3	14	0.3	3.3	9	..	1,76.0	1,30.0
62	Love Lane	30.5	3,30	3 0.1	7.4 13.2	2,34 3,64	1.4 14.7	20.3
	Carried over	1,17,32.1	3,40,43	1709 0.21	17,35.7 161.4	5,06,90 27,98	19,49.0 1,44.8	793	12,63.5	2,31,79	12,87.9	3,06.0	31.0	62,01.2	2,68,33	30.2	937.5	1,07,11.3

*This area is occupied in part by 7 houses which have been remodelled by the Trust.

No cash consideration has been paid for 9,939 sq. yds. in case 97 but 19,418 sq. yds. given free of cost to the Trust.

24,853 sq. yds. from Schedule W.

APPENDIX I—continued.

Trust Permanent Estates on their own lands at close of 1934-35.

(N.B.—The road areas have not been taken into account.)

Serial No.	Name of Scheme.	Land acquired upto 31st March 1935.		Developed Land.										Undeveloped Land.		Police accommodation site transferred to Government in thousands of square yards.	Land sold or exchanged in thousands of square yards.	Total of columns 8, 10, 13, 14, 15, 17, 18.	REMARKS.
		Area in thousands of square yards.	Awards in thousands of Rupees.	Leased plots.			Unleased plots.			Open spaces in thousands of square yards.	Service passages in thousands of square yards.	Area acquired in thousands of square yards.	Proportionate cost of acquisition in thousands of Rupees.						
				No.	Area in thousands of square yards.	Capital value in thousands of Rupees.	Rental in thousands of Rupees.	No.	Area in thousands of square yards.					Capital value in thousands of Rupees.	Rental in thousands of Rupees.				
1	2	3	4	5	6	7	8	9	10	11	12	13	14	15	16	17	18	19	20
	Brought over ..	1,17,22.1	9,40,42	1709	17,25.7	5,06,90	19,49.0	.793	12,68.5	2,31,79	12,87.8	3,06.0	81.0	62,01.2	2,68.38	80.2	987.8	1,07,11.3	Excess of column 3 over 19 due to omission of areas of Roads.
68	Mahalaxmi Street Scheme ..	6.8	126	1	161.4	27,96.	1,44.8	1	1.1	12	0.7						0.2	1.3	
69	Widening of Byculle Bridge ..	3.4	81																
POLICE ACCOMMODATION SCHEMES.																			
14	Nagpada ..			1	4.9	72	3.2	13											Included in Scheme 1.
16	Wodehouse Road ..	6.6	76	1	6.6	76	3.4											6.6	
17	Duncan Road ..	0.3	39	1	0.3	39	1.7											0.3	
18	Shepherd Road ..	1.3	16	1	1.2	15	0.7											1.2	
19	Agripada ..	4.8	45	2	4.8	45	2.1											4.8	
23	Connaught Road ..	1.7	13	2	1.7	13	0.6											1.7	
24	Princess Street ..			2	1.5	1,91	6.8												Included in Scheme 2.
25	Gandevi ..			2	1.8	45	2.0												Included in Scheme 4.
34	Lamington Road ..	6.2		1	6.2													6.2	Nominal.
35	Sandhurst Road West ..			1	0.9	39	1.6												Included in Scheme 3.
39	Sandhurst Road East ..			4	2.8	1,97	8.9												Do.

40	Byculla	16.4	..	1	16.4	16.4	Nominal.
44	Maharbhadi	2.7	..	1	2.7	2.7	Do.
45	Falton Road	5.9	..	1	5.9	5.9	Do.
46	Naigaum	1	11.3	2.19	12.2	Included in Scheme 60.
48	Mahim	6.7	..	1	6.7	6.7	Nominal.
55	Chinch Bunder Road	1	3.0	1.52	6.8	Included in Scheme 29.
55A	Masagaon	5.4	..	1	5.4	5.4	Nominal.
68	Dadar Matunga North	3	8.4	80	3.6	Included in Scheme 5.
67	Naigaum	2	46.5	9.62	53.4	Included in Scheme 69.
70	Between Trust Garage on Arthur Road and Lamington Road ..	1.7	..	1	1.7	1.7	Nominal.
POORER CLASSES ACCOMMODATION SCHEMES.																				
42	Spring Mills	20.0	76	1	20.0	76	3.4	20.0
51	Century Mills	50.4	1,115	1	50.4	2,42	7.2	50.4
65	David Mills	20.7	240	1	18.5	2,95	2.2	20.7
Total ..		1,18,83.1	9,48,60	1748 C.21	19,54.4 1,91.4	5,34,07 27,96	20,66.6 1,44.8	794	12,09.6	2,31,91	12,88.5	8,06.0	31.0	62,91.2	2,68,38	80.2	9,37.6	1,07,20.7		

C—Stands for Trust chawls.

WATER WORKS.

1934-35.

The total quantity of water received during the year from all sources (Tansa, and Vehar) amounted to 32,622 million gallons or an average of 89.37 million gallons per day, the corresponding figures for the preceding year being 31,668 million gallons or an average of 86.77 million gallons per day.

The average daily supply to the suburbs was 2.54 million gallons per day, leaving a balance of 86.83 million gallons for distribution in the City. The average daily supply per head was 76.94 gallons for all purposes as compared with 72.67 gallons during the preceding year.

TANSA LAKE.

The total rainfall for the year, measured on the dam at Tansa, was 89.73 inches or 6.0 per cent. below the average of the preceding five years.

Rain fell on 114 days and the maximum rainfall recorded in a day was 5.27 inches.

The lake commenced to overflow on 2nd August 1934 when the rainfall amounted to 55.26 inches and continued to overflow upto 20th September 1934.

The quantity of water impounded in the lake before the overflow commenced was 25,763 million gallons. This quantity is exclusive of the quantity supplied to the City, evaporation and other losses during the period the water was being impounded.

The run off from the catchment of 45 square miles excluding the lake surface was 71 per cent. of the rainfall recorded on the dam on 2nd August 1934 when the lake commenced to overflow.

The total quantity of water brought into the City and suburbs was 27,979 million gallons or an average of 76.65 million gallons per day.

The loss of water from the lake through supply, evaporation, leakage and absorption between 1st April 1934 to 31st May 1934 was 6,060 million gallons and between 1st November 1934 to 31st March 1935 was 14,860 million gallons, making a total of 20,920 million gallons for 212 days or an average of 98.58 million gallons per day.

The average loss of water by evaporation measured during the dry months was .016 feet per day equivalent to an average of 15.4 million gallons per day.

The lowest level to which the water was drawn before the monsoon was 394.76 feet above T.H.D. At this level the lake contains 9,841 million gallons.

The total visible leakage along the duct between Tansa and Ghatkopar measured at the close of the year was .006 million gallons per day.

The whole of the water supply from Tansa was chlorinated at Bhandup before being supplied to the City.

VEHAR LAKE.

1934-35.

The total rainfall for the year measured at the dam was 111.27 inches or 23.15 per cent. above the average of the preceding five years.

Rain fell on 110 days and the maximum rainfall recorded in a day was 8.74 inches.

The lake commenced to overflow on 31st July 1934 when the rainfall amounted to 65.94 inches and continued to overflow upto 20th September 1934.

The quantity of water impounded in the lake before it commenced to overflow was 3,830 million gallons.

The run off from the catchment of 2,550 acres excluding lake surface was 58 per cent. of the rainfall recorded on the dam, when the lake commenced to overflow. This is exclusive of the overflow received from Tulsī lake.

The total quantity of water supplied to the City during the year was 4,643 million gallons or an average of 12.72 million gallons per day.

The loss of water from the lake through supply, evaporation, leakage and absorption between 1st April 1934 and 7th June 1934 was 1,366 million gallons and between 1st October 1934 and 31st March 1935 was 3,634 million gallons, making a total of 5,000 million gallons for 250 days or an average of 20.0 million gallons per day.

The average loss of water by evaporation as measured during the dry months was .0175 feet per day, equivalent to an average of 5.9 million gallons per day.

The lowest level to which the water was drawn before the monsoon was 253.24 feet above T.H.D. leaving 22.74 feet or 5,290 million gallons above the levels of the lowest outlet.

The whole of the water supplied from the lake was chlorinated at the source before being supplied to the City.

TULSI LAKE.

1934-35.

The total rainfall for the year measured at the dam was 132.36 inches or 16.1 per cent. above the average of the preceding five years.

Rain fell on 115 days and the maximum rainfall recorded in a day was 8.22 inches.

The lake commenced to overflow on 29th June 1934 and continued to overflow upto 6th October 1934.

The quantity of water impounded in the lake before the overflow was 591 million gallons, which is exclusive of evaporation and other losses. The run off from the catchment of 1,669 acres before the lake began to overflow was 30.8 per cent. of the rainfall recorded on the dam.

No water was drawn from Tulsī lake for supply to the City during the year.

The loss of water from the lake due to evaporation, leakage and absorption between 1st April 1934 and 7th June 1934 was 156 million gallons and between 30th September 1934 and 31st March 1935, the loss was 465 million gallons, making a total of 621 million gallons for 250 days or an average of 2.5 million gallons per day.

The lowest water level during the year was 449.57 T.H.D.

The average loss of water by evaporation as measured during the dry months was .015 feet per day equivalent to an average of 1.27 million gallons per day.

POWAI LAKE.

1934-35.

The total rainfall for the year measured at the dam was 108.13 inches or 13.51 per cent. above the average of the preceding five years.

Rain fell on 109 days and the maximum rainfall recorded in a day was 9.15 inches.

The lake commenced to overflow on 27th June 1934, when the rainfall amounted to 31.22 inches, and continued to overflow upto 10th October 1934.

The quantity of water impounded in the lake before overflow commenced was 351 million gallons and the run off from the catchment of 1,650 acres was 14.6 per cent. of the rainfall recorded on the dam.

No water was drawn from the Powai Lake during the year.

The loss of water from the lake due to evaporation and absorption between 1st April 1933 to 7th June 1934 was 167 million gallons and between 30th September 1934 to 31st March 1935 was 331 million gallons, making a total of 498 million gallons for 250 days or an average of 1.59 million gallons per day.

VAITARNA RIVER.

The work of gauging the flow of the Vaitarna River was continued during the monsoon of 1934.

SERVICE RESERVOIRS.

There were no additions or alterations made to the Service Reservoirs at Malabar Hill and Bhandarwada during the year. The Public Tennis Courts at the latter reservoir were not so well patronized as in the previous year, the total receipts for the year amounting to Rs. 161 as against Rs. 223 during the preceding year.

NEW WORKS.

The following new water mains were laid during the year :--

Ward.	Locality.	Size of main.	Total length laid.
A	Extension of Cuffe Parade in Block No. 5, Back Bay Reclamation	6"	1,206 R.ft
"	Do. do. ..	5"	12 "
"	Do. do. ..	3"	9 "
F	Fosbery Road and New Haji Bunder Road, Sewri ..	9"	4,471 "
"	Do. do. ..	6"	615 "
"	Do. do. ..	12"	15 "
"	Do. do. ..	3"	366 "
G	Gokhale Road North of Shivaji Park	6"	695 "
"	Do. do. ..	3"	180 "
"	Do. do. ..	5"	388 "

WASTE PREVENTION.

Waste prevention operations were continued throughout the year with the result that 16,378 defects were detected and repaired ; of these 11,177 were underground and 5,201 above ground.

The total length of water mains tested for leakage by Deacon's meters was 397 miles and 1,160 feet.

The total length of water mains of all sizes tested by sound during the year was 341 miles and 4,328 feet.

The number of defect notices issued during the year was 1,903.

Particulars of defects detected and remedied, the number of diagrams taken and wastage checked during the year are given in the attached statement.

Prosecutions.—107 prosecutions were launched before the Presidency and Honorary Presidency Magistrates for infringement of the provisions of the Municipal Act and for violation of Bye-laws relating to Water Works during the year under report.

The total amount of fine inflicted and recovered was Rs. 667.

Defects found on Mains and Service Pipes during the year 1934-1935.

Months.	No. of Diagrams.	Total leakage discovered and arrested in Gallons per hour.	DEFECTS.																			Total defects.	
			Under Ground.									Above Ground.											
			Mains.		Sluice Valves.	Hydrants.	Service Pipes.	Stop Taps.	Disconnect-ed ser-vice pipes.		Miscel-laneous Holes in Mains, etc.	Bib Taps.			Service Pipes.		Ball Valves and Tanks.			Stop Taps leaking.	Meter Coupling Flanges, Holes, etc.		Miscel-laneous.
			Bursts.	Joints.					Fer-rule leak.	Pipe leak.		Re-wash-ered.	Out of order.	Left open.	Leak-ing.	With-out Tap.	B. V. out of order.	Tanks with-out B Vs.	Tanks leaking.				
1934.																							
April	84	232,790	4	27	137	427	243	243	15	76	99	..	88	3	31	6	29	93	1,521
May	91	262,310	2	32	111	346	269	287	8	..	15	96	163	..	71	4	9	21	42	93	1,569
June	70	237,790	1	11	102	326	181	190	4	..	19	92	165	..	81	3	30	6	50	101	1,362
July	95	224,090	1	11	133	305	245	201	2	..	25	205	167	..	62	..	15	8	67	48	1,495
August	97	219,620	2	10	91	294	195	250	2	..	14	70	166	..	65	10	5	15	62	99	1,350
September	78	250,730	1	13	106	227	244	275	4	..	10	91	131	..	43	..	14	8	56	36	1,259
October	99	258,180	..	16	116	333	215	311	24	26	171	..	60	1	35	15	36	50	1,409
November	101	222,900	2	28	112	327	241	333	3	..	25	51	146	..	54	3	29	9	51	24	1,438
December	90	210,560	3	17	71	290	189	194	24	..	19	46	101	..	59	4	17	4	62	33	1,133
1935.																							
January	97	255,850	8	32	94	346	305	172	5	3	17	38	130	..	64	..	33	11	65	86	1,409
February	90	261,730	9	10	120	257	242	131	3	..	46	36	157	..	81	..	20	10	39	77	1,288
March	90	234,750	1	33	91	244	266	167	2	..	19	36	154	..	60	5	30	10	44	33	1,195
Total	1,082	2,871,300	34	240	1,284	3,722	2,835	2,754	81	3	224	863	1,750	..	788	33	268	123	603	773	16,378
Grand Total	1,082	2,871,300	11,177									863	4,338									16,378	

MAINTENANCE WORKS.

There were 33 bursts on water mains of various sizes during the year :—

48"	2
32"	1
9"	1
7"	1
6"	3
4"	13
3"	12

The number of water connections made during the year was 932 as against 888 during the previous year. The number of connections cut off for various reasons was 186 out of which 123 were subsequently restored.

The net increase in the number of connections is therefore 44

The total number of connections now stands at 38,520

The total number of Municipal Meters at present in use is 2,221

The number of disconnection orders sanctioned by the Standing Committee during the year was 468 against 351 last year. These have been dealt with as follows :—

(1) Disconnections not enforced owing to the requirements having been complied with	257
(2) Disconnections enforced	211
(3) Connections restored on compliance with Municipal requirements	170
(4) Connections remaining unrestored	41

I have the honour to be,

Sir,

Your most obedient servant,

W. A. NIVEN,

Hydraulic Engineer.

FIRE BRIGADE.

No. M.C./S.R./756 of 1935-36.

BOMBAY, 31st *May* 1935.

FROM

THE CHIEF OFFICER,
BOMBAY FIRE BRIGADE, BYCULLA,
BOMBAY.

To

THE MUNICIPAL COMMISSIONER
FOR THE CITY OF BOMBAY,
BOMBAY.

SIR,

I have the honour to submit my Annual Report on the working of the Brigade for the year 1934-35.

Calls.—The number of calls totalled 527 as against 496 in the previous year. Of these 284 (including 1 outside the City limits) were in respect of fires, 81 false alarms and 6 in respect of fallen buildings and other special services. In some cases more than one call was received for the same fire. Compared with last year the number of fires shows a decrease of 16. Of the 84 false alarms 36 were found to be malicious, 18 made with good intent and 30 caused by electrical defects, etc.

Fire Loss.—The estimated loss on account of fire amounted to Rs. 11,00,883 showing an increase of Rs. 1,27,824 compared with the last year, and Rs. 5,03,651 below the average of the last three years. Rs. 7,24,168 of the year's loss represented insured and Rs. 3,76,715 uninsured property whilst the total property at risk was approximately worth Rs. 3,00,65,603.

Water Supply.—The supply of water throughout the year was satisfactory and the attendance of the Water Department prompt on all occasions. The approximate quantity of water used at fires was 18,984 tons, of which 11,034 were drawn from mains and 7,950 from the sea, tanks and wells.

Lives lost, etc.—Four persons were burned to death and twenty-one received serious injuries of which they subsequently died. Thirty persons received minor injuries from which they have since recovered. First-aid to injured persons was rendered by the Brigade in 44 cases.

Fire Alarms.—Fifty-eight per cent. of the calls during the year were given through the fire alarm system. The total number of fire alarms in the City including 26 private alarms was 180. Six arrests were made in connection with malicious interference with fire alarms. In three cases accused persons were found to be mentally defective and were dealt with accordingly. In the remaining three cases one offender was sentenced to one week's imprisonment, and two were fined (one Rs. 10 and the other Rs. 5).

Appliances.—Three new Petrol Motor Fire engines were received during the year and in consequence four Steam Motor engines purchased between the years 1909 and 1912 were placed out of commission as they had become unserviceable. Some of the other motor fire engines which are very old and unreliable will also soon have to be removed from active service, and replaced by new appliances.

Stations.—It is understood that a suitable plot of land is being reserved at Mint Road for the purpose of erecting an up-to-date fire station to replace the one at Hornby Road. If funds are available during the ensuing year it is earnestly hoped that the question of building this new station will be given every consideration.

General.—H. E. the Governor honoured the Brigade with a visit on the 27th April 1934 when he inspected the officers and men and witnessed a display given by the Brigade staff at the Headquarters Station.

His Worship the Mayor Mr. Hoosenally M. Rahimtoola visited the Fire Brigade Headquarters with the Municipal Commissioner and other members of the Corporation on the 2nd March 1935 and presented "First Aid" certificates to the successful candidates. A display given by the Brigade staff was afterwards witnessed by the visitors.

On 27 occasions the Brigade responded to calls on account of fallen buildings and other rescue operations. As a result of these collapses, etc., two persons lost their lives and twenty received slight injuries. Several persons were assisted by the Brigade to safety by means of fire escapes. First-aid to injured persons was rendered by the Brigade whenever necessary.

The distance run by the fire appliances to and from 527 calls totalled 2,362 miles.

Inspections of fire hydrants were carried out regularly and all defects remedied at once.

Forty-one inspections of theatres and cinemas and six hundred and ninety-five of premises in connection with dangerous trades were carried out.

Ambulance Service.—Three hundred and fifty-seven calls in respect of accidents, 719 in respect of maternity cases and 1,543 ambulance hire calls were responded to as against 378 for accidents, 369 for maternity cases and 1,387 ambulance hire calls during previous year. 2,747 persons were carried as against 2,216 in last year and the aggregate distance run by the ambulances was 29,053 miles. Receipts from hire cases amounted to Rs. 9,340 as against Rs. 8,750 last year. First-aid to injured was rendered by the staff on 170 occasions.

In conclusion, I wish to express my thanks to the Officers of the Water Department, Police and Salvage Corps for their assistance on all occasions.

I have the honour to be,

Sir;

Your most obedient servant,

N. COOMBS;

Chief Officer, Fire Brigade.

Budgetted Strength and Equipment of the Brigade.

Strength.

- | | |
|----------------------|--------------------------|
| 1 Chief Officer. | 7 Engineers and Fitters. |
| 1 2nd Officer. | 24 Motor Drivers. |
| 12 Station Officers. | 27 Tindals. |
| 1 Motor Mechanic. | 192 Firemen, etc. |
| 1 Sub-Officer. | 2 Turncocks. |
| | 1 Carpenter. |

Office Staff—4 Clerks.

Ambulance Staff—6 Motor Drivers and 15 Attendants.

Equipment.

- | | |
|--|--|
| 14 Motor Pumps. (All fitted with 1st aid appliances, 8 carrying Fire Escapes and 6 extension ladders.) | 4 35 feet extension ladders. |
| 1 Motor Escape and 1st aid tender. | 2 30 feet extension ladders. |
| 1 Motor ladder and 1st aid tender. | 6 Hook ladders. |
| 1 85 feet Motor Turn-table ladder. | 12 Hose Reels. |
| 1 82 feet do. do. | 4 Sets of breathing apparatus. |
| 1 Motor Emergency Tender. | 4 Smoke Helmets. |
| 1 Motor Car. | 1 Oxy-acetylene cutting plant. |
| 2 Motor Lorries. | 1 Foam generator. |
| 6 50 feet Fire Escapes. | 40,000 feet of rubber-lined hose, Chemical |
| 4 60 feet Fire Escapes. | extincteurs and other small applian- |
| | ces. |

6 Motor Ambulances.

APPENDIX I.

BOMBAY FIRE BRIGADE.

Statement showing the distribution of Engines, etc.

No.	STATIONS.	Motor Pumps.	Motor Escape and 1st Aid Tenders.	Motor Turn-table Ladders.	Motor Emergency Tender.	Motor Car.	Motor Lorries.	Fire Escapes.	Extension Ladders.	Hook Ladders.	Hose Reels.	Sets of breathing apparatus.	Smoke Helmets.	Oxy-Acetylene cutting Plant.	Rubber-lined Delivery Hose in 50 feet lengths.	Station Officers including 2nd Officer.	Motor Mechanic.	Sub-Officer.	Engineers and Fitters.	Motor Drivers.	Tindals.	Firemen, etc.	Turncocks.	Carpenter.	Ambulances.	Motor Drivers.	Firemen (Attendants).	REMARKS.
1	Head Quarters.	4	1	1	1	1	2	3	2	6	1	3	3	1	305	4	1	1	7	11	13	69	1	1	4	4	11	First aid appliances attached. Escape or extension ladders carried on motor pumps.
2	Alexandra Dock.	1	1					1	1		1	1	1		80	2			2	2		18			1	1	2	First aid appliance attached. Escape carried on tender.
3	Gowalia Tank.	1						1			1				45	1			1	1		12						First aid appliance attached. Escape carried on motor pump.
4	Sewree Cotton Depot.	1						1			2				60	1			1	1		14						First aid appliance attached. Extension ladder carried on motor pump.
5	Babula Tank.	1						1			1				60	1			2	2		15						First aid appliance attached. Escape carried on motor pump.
6	Fort.	1						1							30	1			1	1		11						First aid appliance attached. Extension ladder carried on motor pump.
7	Colaba.	1						1			3				40	1			1	1		12						First aid appliance attached. Escape carried on motor pump.
10	Dadar.	2						1	1		2				80	1			2	2		14	1		1	1	2	First aid appliances attached. Escape and extension ladders carried on motor pumps.
11	Bhuleshwar.	1						1			1				40				1	2		10						First aid appliance attached. Escape carried on motor pump.
12	Mandvi.	1		1				1							60	1			2	2		17	1					First aid appliance attached. Escape carried on motor pump.
	Total.	14	2	2	1	1	2	10	6	6	12	4	4	1	800	13	1	1	7	4	27	192	2	1	6	8	15	

**APPENDIX II.
BOMBAY FIRE BRIGADE.**

Summary of calls to fires (including false alarms) showing the number of times appliances of the Fire Brigade attended and were used for extinguishing fires during the year 1934-35.

No. STATIONS.	Fire Brigade.		How called.						Total.	Appliances attended.								Extinguished by.										REMARKS.
	Number of Fire Alarms tached.	Private.	By Stranger.	By Fire Alarm.	By Exchange Telephone.	By Police or Salvage Corps.	By Private Tele-phones.	Hose Reels.		Motor Pumps carrying Escapes or Ladders.	Motor Escape or Ladder Tender.	Motor Turn-table Ladders.	Hand Escapes.	Motor Emergency Tender.	Motor Lorries.	Buckets.	Sand.	Hand Pumps.	Chemical Extinguishers.	First Aid Appliances	Hydrants.	Motor Pumps.	Foam Generator.	Automatic Sprinklers actuated.	Smoke Helmet used.	Sets of Breathing apparatus used.	Fan blower used.	
1 Head Quarters ..	16	4	7	28	176	3	..	214	..	161	..	45	..	39	8	5	16	45	36	..	4	6	1	
2 Alexandra Dock. 17	1	1	..	7	1	8	..	30	27	2	7	2	6	
3 Gowalia Tank ..	27	3	5	45	50	2	81	3	9	4	3	..	1	
4 Sewree Cotton Depot. 8	5	5	3	17	20	2	29	2	13	7	
5 Babula Tank ..	12	4	1	25	..	1	..	27	..	161	2	10	4	15	
6 Fort ..	11	6	2	23	1	26	..	75	1	1	2	1	3	
7 Colaba ..	8	1	2	10	12	..	51	1	5	1	2	
10 Dadar ..	27	1	9	25	34	..	67	..	5	2	1	10	18	18	
11 Bhuleshwar ..	18	1	5	107	1	113	..	129	3	..	3	..	22	10	3	
12 Mandvi ..	10	..	2	21	23	..	57	..	46	1	1	7	6	9	
Total ..	154	26	36	308	176	4	3	527	4	831	27	97	..	39	8	20	2	5	1	90	104	102	5	6	1	

APPENDIX III.
BOMBAY FIRE BRIGADE.

Brief details of the most serious fires of the year 1934-35.

Date.	Time.	Place.	Business.	Extinguished by	Damage.	Estimated loss.
27th June 1934 ..	5-40 A.M.	Sewree Road ..	Cotton Merchants.	Firemen with 4 motor pumps.	About 2,744 bales of pressed cotton damaged by fire, heat, smoke and water in a ground floor building about 100×60 feet (used as godown). Roof by cutting away and wall slightly by breakage.	Ra. 1,12,200
22nd January 1935	8-35 P.M.	Khetwadi 13th Lane.	Firewood dealers and General Merchants, etc.	Firemen with 8 motor pumps and 2 hydrants.	A range of corrugated iron and timber buildings of one and two floors covering an area of about 240×40 feet (used as garages, workshops, godown and dwellings) burned and fallen down on open space. Contents consisting of motor vehicles, oil, paint, machinery, etc., severely damaged by fire, heat, smoke water and breakage. Windows, weather frames, etc., of adjoining buildings by fire, heat and breakage.	51,550
8th March 1935 ..	5-27 P.M.	16-25, Reay Road.	Cotton Press, Cotton Merchants and Saw Mills.	Firemen with 8 motor pumps and 11 hydrants.	A range of corrugated iron, timber and brick buildings of one and two floors covering an area of about 300×300 feet (used as cotton press, godowns and offices) severely damaged by fire, heat, smoke, water and breakage. Contents consisting of a large quantity of machinery, cotton, cotton waste, cotton fly, hems, wool, timber and furniture, severely by fire, heat, smoke and water.	1,64,000
10th March 1935 ..	3-10 P.M.	Haji Bunder, Sewree.	Grass Merchants.	Firemen with 9 motor pumps and Bombay Port Trust Employees with 1 fire tug.	Seven stacks of dried grass severely damaged by fire, heat, smoke and water on open space and a sailing boat laden with dried grass severely by fire and heat (sunk in harbour).	3,03,000
25th March 1935 ..	9-31 P.M.	Princess Street, Corner of Sk. Memon Street.	Chemists and Drug-gists, etc.	Firemen with 2 smoke helmets, 2 first aid appliances and 2 hydrants.	Three shops on ground floor of a 5 storied building about 100×60 feet (used as shops, hotels, offices, godowns and dwellings) damaged by fire, heat and breakage. Contents consisting of medical stores, toilet requisites, shop fittings, etc., severely by fire, heat, smoke and water.	52,200

APPENDIX IV.

BOMBAY FIRE BRIGADE.

Summary of lives lost at fires during the year and persons who received such injuries that death subsequently ensued.

Date.	Time.	Place.	Remarks.
22nd May 1934	3-36 P.M.	Duncan Road	Manibai Ramji, aged about 20 years, severely burned on body. First aid rendered by the Brigade. Removed to hospital by Brigade ambulance and detained. Since dead.
26th May 1934	11-45 A.M.	Popalwadi, 3rd Lane	Diwalibai Nagindas, aged about 25 years, burned to death.
5th June 1934	4-51 P.M.	DeSouza Street	Santokabai Dhanji, aged about 27 years, severely burned on body, head and arms. First aid rendered by the Brigade. Removed to hospital by Brigade ambulance and detained. Since dead.
12th June 1934	8-29 P.M.	DeLisle Road	Banubai Cawasji Inspector, aged about 32 years, severely burned on body, hand and arms and slightly on legs. First aid rendered by the Brigade. Removed to hospital by Brigade ambulance and detained. Since dead.
15th July 1934	4-55 P.M.	Reay Road.	Laxman Hari, aged about 35 years, killed by explosion.
20th July 1934	2-3 P.M.	Shepherd Road	Syed Abdulla, aged about 28 years, severely burned on body. Taken to hospital by Police and detained. Since dead.
21st August 1934	4-15 A.M.	Lamington Road	Dhanubai Nanabhai, aged about 26 years, severely burned on body, face, arms and legs. First aid rendered by the Brigade. Removed to hospital by Brigade ambulance and detained. Since dead.
18th September 1934	10-55 A.M.	Tank Pakhadi Road, By-culla.	Sardarbibi Nasir Mahomed, aged about 24 years, burned to death.
24th October 1934	9-54 A.M.	Love Grove Road	Jijeba Bala, aged about 15 years, burned to death. Gulam Dastageer, aged about 30 years, severely burned on body and face. Since dead. Bussawa Dingappa, aged about 10 years, severely burned on body and face. Since dead. Sakhubai Vithalya, aged about 50 years, severely burned on body and face. Since dead. Vasant Phillips, aged about 16 years, severely burned on body and face. Since dead. Salebhai Mahomedally, aged about 40 years, severely burned on body. Since dead. Anna Laxman, aged about 25 years, severely burned on body and face. Since dead. Taj Mahomed Asarakhan, aged 30 years, severely burned on body and face. Since dead. Muddiappa Chakiappa, aged about 20 years, severely burned on body and face. Since dead. Kerriappa Venkoppa, aged about 12 years, severely burned on body and face. Since dead. Jaiya Krishna, aged 30 years, severely burned on body. Since dead.
7th November 1934	1-38 P.M.	Huzuria Cross Lane	First aid rendered by the Brigade and all removed to hospital by Brigade ambulances. Fatimabai Esa, aged about 15 years, burned on face. Removed to hospital by Brigade ambulance and detained. Since dead.

Date.	Time.	Place.	REMARKS.
4th December 1934.	12-27 P.M.	Sankli Street	Poonabai Muniswami, aged about 35 years, severely burned on body, face, arms and legs. First aid rendered by the Brigade. Removed to hospital by Brigade ambulance and detained. Since dead.
4th January 1935 ..	5-7 P.M.	Old Hammam Lane	Bai Mangalabai Ranchod, aged about 20 years, severely burned on body. First aid rendered by the Brigade. Removed to hospital by Brigade ambulance and detained. Since dead.
18th January 1935.	10-38 A.M.	Khadak Street	Vilbai Premji, aged about 18 years, and Ladhoo Narayan, aged about 28 years, severely burned on body. First aid rendered by the Brigade removed to hospital by Brigade ambulance and detained. Since dead.
16th March 1935 ..	1-57 P.M.	Navalkar Lane, Sandhurst Road.	Gowrabai Ramrao, aged about 48 years, severely burned on body. First aid rendered by the Brigade. Removed to hospital by Brigade ambulance and detained. Since dead.

APPENDIX V.

BOMBAY FIRE BRIGADE.

Monthly summary of fires and annual losses for the period of 1925-26 to 1934-35.

Year.	April.	May.	June.	July.	August.	September.	October.	November.	December.	January.	February.	March.	Total.	Estimated loss.
1925-1926	26	25	17	14	11	12	17	10	17	28	23	24	224	Rs. 9,83,089
1926-1927	25	27	17	14	11	20	14	31	27	22	17	27	252	9,92,682
1927-1928	19	21	15	10	7	18	22	18	22	28	19	18	217	18,45,553
1928-1929	14	29	20	13	14	14	30	21	8	27	25	23	238	20,20,755
1929-1930	20	34	23	11	10	17	25	20	26	22	32	37	277	13,07,941
1930-1931	27	30	26	12	19	21	26	15	20	29	17	27	269	11,84,792
1931-1932	16	25	14	17	10	16	22	32	22	34	26	30	264	9,44,702
1932-1933	17	132	29	25	20	19	26	29	26	31	32	26	412	28,95,841
1933-1934	24	30	25	19	17	18	28	26	30	28	23	29	297	9,73,059
1934-1935	16	18	28	23	19	15	19	33	24	30	18	40	283	11,00,883

PUBLIC GARDENS.

No. G-159 of 1935-1936.

BOMBAY, 17th June 1935.

FROM

THE SUPERINTENDENT,
MUNICIPAL GARDENS.

TO

THE MUNICIPAL COMMISSIONER
FOR THE CITY OF BOMBAY.

Annual Report for the year 1934-1935.

SIR,

I have the honour to submit the Annual Report on the working of the Municipal Gardens for the year 1934-1935.

2. I continued to be in charge of the Gardens throughout the year. Mr. K. L. Mehta, the Assistant Superintendent, who was on four months' leave on average pay and one year's leave without pay from the 17th July 1933, resigned the Municipal Service and Mr. K. D. Sookhia who was officiating in the appointment, was confirmed as Assistant Superintendent with effect from the 16th November 1934.

3. The following Public Gardens and Band-stands were maintained by the Municipal Corporation, during the year :—

(1) Victoria Garden ; (2) Elphinstone Circle Garden ; (3) Falkland Road Garden ; (4) Northbrook Garden ; (5) Victoria Square (Bhatia Baug) ; (6) Wellington Fountain ; (7) Flora Fountain ; (8) The Queen's Statue ; (9) The Esplanade Band-stand ; (10) The Chowpatty Band-stand ; (11) Dayam Baug ; (12) King's Circle Garden, Matunga ; (13) Tilak Bridge Garden ; (14) P. A. Hormarji Garden in the Dadar Parsi Colony ; (15) The Terrace Garden on the Marina at Worli ; (16) The Jacob's Circle Garden ; (17) The new Garden at the old Jewish Cemetery at Clare Road and (18) The Wellington Garden at Cooperage.

4. The following Recreation Grounds, Play-grounds and Open Spaces were maintained during the year :—

(1) Babula Tank ; (2) Cowasji Patel Tank ; (3) Hamal Wadi ; (4) Cavel Street ; (5) Gowalia Tank Play-ground ; (6) Mustan Tank ; (7) Gilder Tank ; (8) 2nd Peer Khan Street ; (9) Nawab Tank ; (10) Hornby Villard ; (11) Nowroji Hill Estate ; (12) Tank Square ; (13) Willingdon Memorial Play-ground ; (14) Bombay Working Men's Institute, Parel ; (15) Nowroji Hill Estate Play-ground opposite the old Oomerkhady Jail ; (16) Seven Play-grounds including three small Gardens in the Dadar Parsi Colony, and four at Matunga near King's Circle ; (17) The Recreation ground near the Goods Yard in the Dadar Hindu Colony ; (18) The Recreation ground at Parel opposite the King Edward Memorial Hospital ; (19) Bhoiwada Play-ground ; (20) The Recreation ground at Lal Baugh ; (21) The Recreation ground at Golpitha ; (22) The Recreation ground at Bhendy Bazar ; (23) The Recreation ground near the old office of the City Improvement Trust Engineer near King's Circle, Matunga ; (24) Three small Gardens near the Dadar Parsi Colony Band-stand.

5. The new Garden that was laid out at the old Jewish Cemetery on Clare Road is getting very popular day by day, and crowds of people, ladies and children, visit this Garden every evening.

6. The "Directed" Games at the Municipal Play-grounds at Mastan Shah Tank, Gilder Tank and the Willingdon Memorial Play-ground under the supervision of the Bombay Young Men's Christian Association proved to be as popular as before. The success of these

games is largely due to the Supervisors of the Play-grounds and to Mr. H. W. Bryant, the General Secretary of the Young Men's Christian Association.

7. The final match for the Willingdon Challenge Shield for Play-ground Base-Ball was held on the Willingdon Memorial Play-ground on the 28th May 1934 between the Willingdon Play-ground Team and the Gilder Tank Play-ground Team, when the latter won the trophy. The final game of the A. M. Patel Intermediate Basket Ball Tournament was played on the 24th January between the Willingdon Play-ground 'A' and Willingdon Play-ground 'B' Team, when the former won the trophy. The A. M. Patel Volley Ball Tournament was held on the Willingdon Memorial Play-ground, the finalists being the Gilder Tank Play-ground Team and the Willingdon Play-ground Team. The former won the trophy on the 18th March 1935. The finals of the Weber Inter-play-ground Volley Ball League for 1933 were conducted on the Gilder Tank Play-ground between the Willingdon Memorial Play-ground Team and the Gilder Tank Play-ground Team. The former won the Tournament held on the 5th May 1935. The final game of the A. R. Dalal Cup Basket Ball Tournament was held on the 8th June 1934 on the Gilder Tank Play-ground, when the Gilder Tank Play-ground Team defeated the Willingdon Memorial Play-ground Team. The finals of the Weber Cup Inter Volley-Ball League for the year 1934 were held on the Gilder Tank Play-ground between the Gilder Tank Play-ground and the Willingdon Memorial Play-ground.

8. The Azad Junior Basket Ball Tournament was held on the Mastan Shah Baug. The final match was played on the 20th October 1934 between the Mastan Shah Baug and the Willingdon Play-ground. The Gole Volley Ball Tournament for 1935 was held on Mastan Shah Baug Play-ground. The final were played on the 13th February 1935 between the team from Mastan Shah Baug and the Gilder Tank Play-ground. Mastan won the Cup.

9. The Cricket Pitches at the Gowalia Tank Maidan continued to be very popular and the demand for them has now become so great that many applications had to be refused.

10. The water supply to the Gardens has improved and a continuous and copious supply has been ensured.

11. Some of the lawns, shrubberies and flower beds were planted from time to time during the year. The flower-beds in the Central avenue, near the Clock Tower and elsewhere made the usual show of bright and variegated colours. During the monsoon, Zinnias, Dahlias, Gladioli, Balsam, Red-White-Pink and Purple Salvias made a very good show; and among the cold weather annuals Phlox, Pansies, Asters, Antirrhinums, Holli-hooks, Portulacas, Larkspurs, Verbenas, were very much admired. The collection of Caladiums did very well in the Gardens. With their bright and showy colours and with the Haemanthus Lilies (the Pom-pom lilies) and the various kinds of Orchids in bloom, they were very much admired by the public in our Conservatories located near the Office and the Lion Cage in the Gardens. The Central Rockery with the fountain looked very attractive both during the monsoon and the cold weather with the variegated and bright colours of seasonal flowers intermingled with Crotons, Dracæna, and Coleus.

12. Similarly Zinnias and Dahlias in monsoon and Phlox, Petunias, Gaillardias, in the cold weather made a beautiful show in the Tilak Bridge Gardens; and Balsams, Verbenas in monsoon and Phlox, Verbenas, Nasturtiums, Salvias in the cold weather made a beautiful display in the P. A. Hormasji Garden in Dadar Parsi Colony. There was a very good display of Zinnia Grandiflora in the beds at the new Garden at the old Jewish Cemetery in monsoon, and Dahlias, Phlox, Asters, and the Bougainvilleas made a beautiful show during the cold weather, and the rockery at the end of the Central path-way looked very attractive with Coleus, Gerberas and other dwarf rockery plants.

13. There were no Garden benches provided for the Jewish Cemetery Garden, when it was laid out; but due to the public demand, a few old benches from stock were repaired and painted and placed in this Garden.

14. With regard to the Public Recreation Ground near the Madhao Baug at C. P. Tank, which has been closed to the public, since the last Hindu-Moslem riots, the Corporation have approved under their Resolution No. 565 of 6th December 1934 the proposal to hand over the Garden to Government for locating a Police Station thereon in exchange for the land belonging to Government at Bapty Road leased to the Municipality for installing a refuse destructor.

15. Permission has been given since January 1935 to Dr. Manshardt, the Director of the Neighbourhood House, who is doing social work in this locality, to use the Municipal Recreation ground at 2nd Peerkhan Street, Nagpada for such games as Volley-ball, Basket-Ball, Football and other games etc. Since then the ground is being well utilised.

16. The number of visitors to the Victoria Gardens under report was 22,85,120, which shows a decrease of 2,22,801, over the last year's figure, but an increase over the three previous years. This gives an average of 21,22,990 per year or 5,816 per day.

17. Seeds and plants were received and sent in exchange to the Government Gardens, Lal Baugh, Bangalore; Royal Botanic Gardens, Sibpur, Calcutta; The Empress Gardens, Poona; Agri-Horticultural Society's Gardens, Madras and Calcutta; Government Botanic Gardens, Ootacamund, Nilgiris; Harvard University Atkin's Institute, Solidad, Cuba; Agri-Horticulture Bureau of Plants and Quarantine, Washington, D. C., United States of America; the Ministry of Agriculture, Giza, Egypt; Coconut Grove Plantation, Florida Government Botanical Gardens, Singapore; and the Director of the Government Forest Research Institute, Dehra Dun. This year our special thanks are again due to Mr. M. C. Jinrajdas of Adyar, Madras for contributing a large collection of seeds from Mexico; to Mr. F. Murray Bartlett for a collection of Orchids including *Sophralaelio Cattleyas*; to Mr. A. Pickin for a collection of plants and Indian Orchids and to Mrs. Banoo Bai Padumji for new varieties of *Salvia* Seeds.

18. This year we sent some cuttings of *Achania Leuschenaultii* (Chinese Lantern Bush), *Hibiscus Mutabilis*, the new *Bougainvillea Glabra* Var. Louis Wathen (the orange queen) and *Poinsettias* Double Red variety by Air-Mail to Mr. W. S. Millard in Kent, England, who in turn sent them to Sir William Wright Smith—the Regius Keeper of Botany, as our contribution to the Royal Botanic Gardens, Edinburgh. Sir William Wright Smith writes that all the cuttings sent by us are doing well in the Edinburgh Gardens. This is a very important achievement. The total collection of seeds added to the Botanical Section of the Victoria Gardens is 193, Bulbs 161, and new plants 836.

19. It is a pity that the premier Botanical Garden of this presidency with 17 other Gardens, already existing—and the new ones being added from year to year—should receive only a reduced grant of Rs. 700 in the current year as compared with the Grant of Rs. 1,300 received in 1928-29. It is, therefore, found impossible to introduce any new and rare collection to the Botanical collection. It is hoped that the Corporation will see their way to increase the grants for the purchase of seeds and plants next year or at least to restore the original grant.

20. As reported last year no Elephant rides were given during the year under report, as the Elephant was getting old. The Elephant Cow "Mohanmalla" died on the 11th September 1934 of old age and Zaharabad (Dropsy). Before she came to our Gardens, Mohanmalla was the favourite riding Elephant of Her Highness the Maharani of Baroda. She was presented to the Gardens by H.H. the Maharajah of Baroda in the year 1900 and continued to be the inmate of our Zoo for nearly 35 years. After the post-mortem had been held on her the bones were preserved and handed over to the Dean of the Govardhandas Sunderdas Medical College for setting up a skeleton of the Elephant in the College Museum for the study of Comparative Anatomy. The Camel rides were continued throughout the year, and the total receipts therefrom amounted to Rs. 260-7-0.

21. As reported last year a fee of Rs. 25 was charged to Cinema Companies for shooting films in the Municipal Gardens. The total amount realized from the fees was Rs. 500. The following Film Companies took advantage of our Gardens:—The Shree Ranjit Movietone Co., Shri Mahalaxmi Cinetone Co., Himalayan Pictures, Shri Ranjit Film Coy., of Bombay for Madras Pictures, Ajanta Cinetone, Jain Pictures, Sagar Movietone, Menka pictures, the Jayant Pictures, the Adarsh Chitra Ltd., and others.

22. The usual Band performances and concerts of Indian Music were given at several places under our charge within the reduced grant of Rs. 7,000 provided in the Budget for this public amenity. There were 10 Band performances at the Victoria Gardens, 22 at the Esplanade Band-stand, 11 at the Chowpatti Band-stand, 6 at the Sir Pherozshah Mehta Gardens, 4 at the King's Circle, 4 at the Dadar Parsi Colony and 5 at the Joseph Baptista Gardens on the Mazagon Hill Reservoir, Thus the total Band-performances came to 62 against 127 in the preceding year. We owe our best thanks to the Band-President and the Officers of the 1/16th Punjab Regiment for giving 3 free Band performances on the 19th, 22nd and 29th November 1934, respectively, at the Joseph Baptista Gardens, Mazagon, the Chowpatti Band-stand and the Esplanade Band-stand.

23. There were 4 concerts of Indian Music at the Chowpatti Band-stand, 5 at the Victoria Gardens, 6 at the Damodar Thackersay Hall, Parel and 3 at the Sir Pherozeshah Mehta Gardens.

24. Major and minor repairs to cages and buildings were carried out during the year. The most important work during the year under report under special repairs was the renewal of the wooden fencing of the remaining four inner compartments of the Deer Paddock which was in a dilapidated condition. This was renewed with iron fencing at a cost of Rs. 2,044-8-0. Similarly special repairs for renewing the wooden trellis work of the Conservatory for Orchids, Ferns, Ornamental foliage and rare plants were carried out at a cost of Rs. 2,889-8-0.

25. A grant of Rs. 3,644 was provided for repairs to roads in the Gardens, out of which the amount of Rs. 3,177-14-0 was expended during the year.

26. As reported last year all the 3 new Tigers, viz., the pair of Tigers (Jack and Bijli) presented by H. H. the Maharajasaheb of Partabgarh and the beautiful Royal Bengal Tiger "Moti" presented by H. H. the Maharawal Saheb Bahadur of Dungarpur, have done well. The former pair had to be separated on arrival in our Gardens as the Tigress "Bijli" refused to live with the tiger Jack, as she had been severely mauled by the tiger in Partabgarh and it took nearly 3 months for her complete recovery in the Infirmary of the Gardens. This tigress was mated with the new tiger "Moti" and the results were very satisfactory. We have now a litter of 3 well grown tiger cubs, born on the 24th January of this year. They are in splendid condition and are now about 5 months old. This is a great achievement in our Zoo for tigers do not breed as freely in captivity as lions do. It may be placed on record that out of the nine tigers in our collection, six are born and bred in our Zoo, one pair being about 14 years old, being born on the 7th June 1922. Another important addition to the Zoo this year is a pair of Black Panthers purchased from Mr. W. D. Baseppa of Singapore. One Black tailed Wallaby, which is the first of its kind to have travelled in an Aeroplane from Tasmania, was presented by Lt.-Commander King of the Royal Indian Navy. One Indian Crocodile 7'-4" long, hatched in captivity and just 13 years old was presented by the Curator of the Central Museum, Nagpur.

27. The following are the animals and birds presented to the Gardens during the year under report, for which our best thanks are due to the donors:—

1 Malbrouck Monkey by Mr. Jal K. Bamboat, 1 Crab Eating Monkey by Mr. C. H. Maclean, 1 Rib-faced Deer by Mr. Jafferbhoy Laljee, 1 Spotted Deer by Mr. D. L. Rajadhyksha, 2 Indian Crocodiles 7'-6" and 5'-6" respectively by Mr. Monji Sunderji of Thana, 1 Indian Crocodile by the Curator of the Central Museum, Nagpur, 1 four-horned Antelope by the Secretary of the Bombay Panjrapole, 1 Four-horned Antelope by Mr. Kerr, 1 Four-horned Antelope by Mr. Jehangir Ruttonji, 2 Four-horned Antelopes by Mrs. Rodrigues and one four-horned Antelope by Rev. Father G. Palacios, S. J., 1 Indian Antelope by Mrs. Carter, 1 Indian Antelope by Mr. Shanti Kumar Narottam Morarji, 1 Jungle Cat by Mr. Whittle, 2 Palm Civets by the Malariana Coy. of Mangalore, 1 Small Indian Civet by Mr. Mahomad Moosa Chaewalla, 1 Panther by Mrs. D. N. Lord of Matheran, 1 Panther by Mr. Antonio Augusto David of Nova Goa, 1 Sloth Bear Cub by Mr. Kerr, 2 Bear Cubs by H. H. the Maharajah of Indore, 1 Leopard Cub by Mrs. S. Jepson, 1 by H. H. the Maharajah of Indore, and 1 by Capt. G. H. Edwards, 2 Striped Hyaenas by Messrs. Cowasji Dinshaw Bros. of Aden (caught at Yemen), 1 Sheep with six legs by Mr. P. N. Bharucha, 1 Indian Gazelle, by Mr. A. H. Paternott, 1 Black Tailed Wallaby by Lt.-Commander King of the Royal Indian Navy, 2 Indian Pea-fowl by Mr. G. D. Kowshik, 1 by Mr. Godwin, Superintendent of Police, 1 by Mr. Kale, and 1 by Mr. Shanti Kumar Narottam Morarji, 1 Chukor Partridge by Mr. R. B. Smith, 1 Laughing Jackass by Mrs. J. Otto, 1 Red-crested Cardinal by Mr. R. B. Smith, 16 Geese by the Private Secretary to Bandsda State, 1 Roseate Cockatoo by Mr. J. E. Waller, 2 Slow Loris by the Yuvaraj of Dewas, 11 Partridges Grey and 36 assorted pigeons by the Secretary of the Bombay Panjrapole, 2 Greater Sulphur-crested Cockatoos by Mrs. J. K. Mehta, 2 Jungle Grey Fowls and 2 Red Spur fowls by Mr. P. B. Wilkins, Deputy Commissioner of Police.

28. The following animals and birds were born and hatched in the Gardens:—

2 Four-horned antelopes, 5 Indian antelopes, 1 Crab-eating Monkey, 5 Spotted Deer, 4 Purple Coots, 8 South African Spotted Wild Rock Pigeons, 2 Cattle Egrets, 9 Lion Cubs, and 5 Tiger Cubs.

29. As reported last year, the 3 lion cubs, which were left on hand, were sold this year to Prop. Bhosle of Bhosle Circus for Rs. 325. Out of the 9 lion cubs born this year, 2 died within a week of birth as they were very weak. Out of those which survived 2 cubs were given in exchange to Prop. Keelary of the Whiteaway Circus, 2 cubs, i.e. one pair has been kept for our Zoo, (they are now 11 months old, quite healthy and strong) and one was sold to Mr. J. M. Dadysett for Rs. 100 and 2 are remaining, for which a demand has been made by the Rajasaheb of Jamkhandi. The total amount realized from the sale of lion cubs this year is Rs. 325.

30. The following animals and birds were purchased during the year :—

1 pair of Vervet Monkeys and one pair of Red-backed Mona Monkeys, 2 Kookaburra or Laughing Jackasses from Australia, 2 White-Backed Magpies, 6 Rosy-Pastors, 4 Merlows, 6 Grey Jungle Fowl, 1 Swan White, 3 Monaul Pheasants, 2 Kalij Pheasants, 2 Red Crested Cockatoos, 1 Starling, 4 Gold Pheasants, 2 Silver Pheasants, 2 Amherst Pheasants, 2 Swinhoe's Pheasants, 20 Budrigars, 2 Crow Pheasants, 3 Cormorants, 4 Slender Loris, 8 Painted Spur Fowl, 1 Australian Cockatiel, 2 Illiger's Macaws or Maracans Parrots from Brazil, 4 Surabaya Mynas, 6 Ablack Mynas, 1 Arabian Baboon, 2 Singapore Parrots, 2 Pittas, 3 Harewas, 4 Green Barbets, 1 Red-headed Duck, 3 White-eyed Pochard, 2 pairs crested Fire-back Pheasants, 1 White Pea-fowl, and one pair of Black Panthers.

31 The following animals were received and sold in exchange :—

Animals received in exchange.

1 Persian Gazelle—	From Lt. Commander King of Royal Indian Navy.
1 Pair Black Himalayan Bears—	From the Karachi Zoo.
4 Chuker Partridges	} From Mr. Abdul Kadar Amoo Miya.
4 Diamond Finches	
1 Young Indian Lion	} From Prop. Keelary of the Whiteaway Circus.
1 Sambar	
1 Panther	
1 Hamadrias or Arabian Baboon.	

Animals given in exchange.

4 Indian Antelopes	To Mr. Lorenz Hagenbeck of Circus Carl Hegenbeck of Hamburg.
1 Pair of Spotted Deer	To the Karachi Zoo.
1 Pair of Indian Pea-fowl	To Lt. Commander King of Royal Indian Navy.
2 Indian Striped Hyaenas	} To Prop. Keelary of the Whiteaway Circus.
2 Male Lion Cubs	
1 Pair of Indian Jackals	
24 White Rabbits—	To Mr. Abdul Kadar Amoo Miya, and 4 Indian Antelopes, which were remaining, to Mr. C. Terni, so that the exchange business with this dealer is completed and there is nothing in balance now.

32. Among the animals that died during the year :—

1 Wallaby, 1 Mona Monkey, 1 Sloth Bear Cub and 1 Black Leopard from causes which could not be ascertained on Post-mortem at the Haffkine Institute; 2 Red Headed Pochards, 1 Bar Headed Goose, 1 Silver Pheasant, 1 Monaul or Impeyan Pheasant, 1 White Pea-fowl, 1 Australian Cockatiel, 1 Mute Swan, 1 Illiger's Macaw, 1 White Stork, 1 Spur-winged Goose, 1 Four-horned Antelope, and 1 Sloth Bear Cub died suddenly. 1 Canadian Goose, 2 Argus Pheasants, 1 Brahmany Duck, 2 Monaul or Impeyan Pheasants, 3 Gold Pheasants, 1 White-backed Magpie, 1 Pintailed Duck, 1 Kalij Pheasant, and 1 Muscovy Duck from Coccygeal Adenites. 2 Bar-headed Geese, and 1 White Pea-fowl being blind, 1 Australian Civet from Gastro-Enterites, 1 Pig-tailed Monkey from old age and effects of senility; 1 African Lion from old age and Dropsy due to obstruction of the portal circulation; 1 Elephant from old age and Zaharabad (Dropsy), 1 Indian

Antelope from Empyæmia of the lungs, 1 Common Rhea, 1 Sarus Crane, and 1 Indian Antelope and 1 Striated Laughing Thrush from accidents received from their mates; 1 Spotted Deer, 1 Dingo and 1 Crab Eating Monkey from Tuberculosis of lungs and liver, 1 Spotted Deer destroyed for fracture of the thigh bone, as the result of accident in the Paddock; 1 Sloth Bear from Pneumonia, 1 Langur Monkey, 1 Four-horned Antelope, 1 Palm Civet and 1 Crab Eating Monkey from Pleuro-pneumonia; 1 Spotted Turtle Dove and 1 Mute Swan from Epilepsy; 1 Gold Pheasant, 1 Lesser Sulphur Crested Cockatoo, 1 Swinhoe's Pheasant and 1 Nicobar Pigeon from Roup; 1 Four-horned Antelope from Impaction of the Rumen; 1 Black-necked Stork from Paralysis, 1 Himalayan Bear from Pleurisy, 2 Laughing Jackass from Gape disease, and 2 Tiger cubs destroyed by the mother at birth.

There was no outbreak of any contagious disease among the animals during the year.

33. The annual grant of Rs. 1,000 for the purchase of animals and birds was not provided in the Budget for the current official year (1935-36). This is a great handicap as this grant was being utilized for replenishing our stock in the aviaries and the cages with ordinary kinds of birds and animals. A sum of Rs. 2,000 only is allowed annually to be spent on the purchase of rare kinds of animals and birds from the Garden Fund, although we have to our credit a sum of Rs. 28,406, since the time this fund was started about five years ago. It is hoped that the Corporation will be pleased to restore the annual grant for the purchase of animals next year and allow a substantial sum to be spent from the Garden Fund every year for the purchase of rare specimens.

34. Our thanks are due to the Director and Staff of the Haffkine Institute, Parel, for performing Post-mortem and Bacteriological examination of some of our animals sent to them and also to the Professor of Pathology, King Edward Memorial Hospital, for examining a few specimens sent to him. A number of specimens of animals and birds from the Gardens of Pathological importance and for the study of Comparative Anatomy were sent to the Museum Section of the Govardhandas Sunderdas Medical College, the principal among them being the skeleton of the Elephant "Mohanmalla" that died in the Gardens.

35. Our thanks are also due to Messrs Mackinnon Mackenzie and Co., the Agents of the British India Steam Navigation Company and the Peninsular & Oriental Company for free transhipment of both our plants and animal stock on their steamers. It is a matter of regret that similar consideration is not shown by the Railways.

36. Among the prominent visitors to the Gardens, during the official year under report, mention may be made of Her Royal Highness Princess Alice, Countess of Athlone, who visited the Gardens on the 5th February 1935. Her Royal Highness was pleased with the Botanical and the Zoological collections, particularly with the young stock of Lions and Tigers recently born in the Zoo. She selected a number of choice plants from the Gardens for being taken with her. Sir Geoffrey Archer, K.C.M.G., the ex-Governor of Sudan, visited the Gardens in January in connection with the services he required on loan of one of our trained keepers in British Somaliland to take charge of certain African game animals. It is proposed to catch these animals and bring them back to India on behalf of H.H. the Maharawal of Kutch, with a view to introduce them into India and leaving them loose in country similar to their own. His request was acceded to and the keeper Dhakoo Bapu was deputed for temporary services in British Somaliland. During his stay there he will be under the supervision of the staff of the present Governor of British Somaliland, who has agreed to assist Sir Geoffrey Archer and His Highness the Maharawal of Kutch. When these animals arrive in India we expect to get a good stock of these fine, rare and costly African game animals as contribution to our Gardens from Sir Geoffrey Archer and the Kutch Durbar for the valuable services, co-operation and assistance rendered by our Zoo.

37. During the year under report, at the request of Mr. V. D. Ghate, M.A., Educational Inspector, Bombay Division, demonstrations and lectures were given in the Victoria Gardens by the Superintendent in the Nature Study Course to the Nature Study Teachers of the Secondary Schools of Bombay and Suburbs. Three lectures were given on the "Studies of Roadside and Ornamental Trees," 'Demonstrations were given on the methods of propagation of plants, and talks were arranged on Bird and Animal life of the

Zoo, and on the "Growing of cold weather annuals, seed-sowing and seed-culture" on the 17th and 20th October 1934 and on the 22nd December 1934.

38. In June 1934 Mons. V. Menasche, the French Scientist, carried out his researches, experiments and demonstrations in the Victoria Gardens for the first time with his Violet-ray apparatus, called the "Ento-ray," for catching mosquitoes and other insect pests detrimental to both plant and animal life.

39. Mr. Laud, the Superintendent, attended during the latter part of the X'mas the Twenty-Second Session of the Indian Science Congress held in Calcutta. During his visit there he paid visit to the Zoological Garden, Alipur, the Royal Botanic Gardens, Sibpur, the Agri-Horticulture Society's Gardens and other important Gardens and Nurseries in Calcutta. He did a lot of exchange business in plants with the Gardens and Nurseries in Calcutta.

40. In the Brooklyn Botanical Gardens of New York and in several other Gardens abroad, Radio Broad-Casting has now become an integral part of the educational programme. Mr. C. B. Sethna, the energetic Station Director of the Indian Broad-casting service of Bombay, took steps with the sanction of Mr. H. K. Kirpalani, M.A., I.C.S., Ex-Municipal Commissioner, and has installed a telephone line in the Victoria Gardens for relaying for the benefit of the listeners running commentaries on the different items that might be of interest to the listeners, talks on animals, birds, etc. of the Zoo collection and on the Botanical side as well. Accordingly a running commentary was made by the Superintendent from the Gardens on the animal life of the Zoo on the 29th March 1935.

41. At the Scientific Exhibition arranged in the Royal Institute of Science, Bombay, on the 14th December 1934, by Mrs. C. P. Blackwell in aid of the Bombay Hospitals, a choice collection of foliage, flowering and ornamental plants from the Victoria Gardens was exhibited.

42. The Budgetted grants and the actual expenditure incurred of the various Gardens and Play-grounds during the year under report were as follows:—

—	Names of Gardens.	Budget Grant.		Expenditure.		REMARKS.
		Rs.	a. p.	Rs.	a. p.	
(a)	Victoria Gardens	1,18,895	0 0	1,09,341	6 9	Actually spent. Liabilities incurred.
				1,703	10 4	
				1,11,045	1 1	
(b)	Miscellaneous Gardens, Open Spaces, etc.	29,803	0 0	27,714	7 3	Actually spent. Liabilities incurred.
				1,926	1 4	
				29,640	8 7	
B.—	New Gardens and Recreation Grounds ...	8,346	0 0	6,666	9 10	Actually spent.
	New Works	598	0 0	381	2 0	Actually spent.
	Total Ra. ..	1,57,642	0 0	1,47,733	5 6	

43. I cannot conclude this report without expressing my thanks to all my Assistants and staff for the assistance and co-operation they have given me from time to time.

I have the honour to be,

Sir,

Your most obedient servant,

D. S. LAUD,

Superintendent, Municipal Gardens.

VICTORIA AND ALBERT MUSEUM.

ANNUAL REPORT OF THE VICTORIA AND ALBERT MUSEUM FOR THE YEAR
1934-35.

No. C.M./ 1235 of 1935-1936.

BOMBAY, 30th May 1935.

FROM
THE CURATOR,
VICTORIA AND ALBERT MUSEUM,
BOMBAY

TO
THE MUNICIPAL COMMISSIONER,
BOMBAY MUNICIPALITY.

SIR,

I have the honour to submit the following Annual Report of the progress of work done at the Victoria and Albert Museum during the year 1934-1935.

Year.	No. of days the Museum was open to the public.	Total number of visitors to the Museum.	Daily average.
1933-1934 ..	313	1,032,288	3,298
1934-1935 ..	313	1,090,503	3,484

The steady increase maintained during the course of past years in the number of visitors to the Museum bears ample testimony to the increasing popularity, which the Museum enjoys amongst the people of the city, due most to the efforts of the staff in making the various collections more interesting and intelligible.

It is a matter for regret, that owing to financial stringency, the grants for purchasing specimens and Show-cases were greatly reduced. The reduction came greatly in the way of our making further improvements which alone prevent a Museum from being out of harmony with the present time and circumstances. However with what little we were provided with, we were able to make the following changes.

Specimens.—A plaster model of purely historic and Ethnological interest was made in the Museum by Mr. S. L. Bagwe showing Sri Chatrapati Sivaji in captivity with his son Sri Sambhaji and his two associates Hiroji Pharzand and Raja Ram Sing in the Fort at Agra, under the order of the Emperor Aurengzeb. The model is about 8 feet in length, and about 5 feet in height. The entire get-up of the Model fairly conveys a good idea of the dress and accoutrements of the Maratha warriors of the time.

Another plaster model of equal importance was made of the Island of Bombay and the surrounding country, from an old map in the possession of the Museum. The map appears to have been made between 1770 A.D. and 1799 A.D. and its importance lies in the delineation of several old cities, whose glory has now vanished, of several old churches and temples, of many forts and fortifications erected by the Portuguese, which played a very important part in the history of this part of Western India, when the Portuguese held sway, and were contending for political supremacy with the Marathas, the Muhammadans and the British.

A note giving a short account of the various places, forts, and fortifications shown in the map, is prepared by the Curator by reference to Government publications.

Amongst other specimens of lesser importance under metalware, carved woodwork, etc., one of ivory of the idol of Sri Chamundi may be mentioned, which was purchased for the collection of ivory specimens.

Messrs. K. R. Rane & Sons of Juhu completed the work of mounting the two specimens of a Bengal Tiger and an Indian Crocodile, which were received some time back from the Superintendent of Gardens, and arranged them in the show-case in the midst of artificial scenery composed of artificial rocks and stones. The work of arranging these specimens was done by Mr. Y. K. Rane of the firm without any extra cost, and my thanks are due to him for the care and labour he has expended in the preparation of the case.

The plaster busts of H.M. late King Edward VII when he was Prince of Wales and Lady Frere had become unrecognisable due to incrustation of layers of several coats of white paint, which were superimposed during past years. The likeness of both had almost vanished and the drapery completely obliterated. It was mainly at the suggestion of Mr. S. L. Bagwe, that the work of renovating these was taken in hand, Mr. Bagwe greatly assisting us in the removal of the old paint, and getting the various details into prominent relief. These were bronzed, thus removing the necessity of application of white paint in future. My thanks are due to Mr. Bagwe for the great care and labour he expended in the work of restoring these models.

The work of overhauling the specimens, cleaning them and treating them with preservatives where necessary, and rearranging them with proper labels was carried out as usual by the members of the staff.

Equipment.—During the year we purchased only one show-case for exhibiting the plaster model of the map of the Island of Bombay in the Old Bombay Room, and we were able to carry out special repairs to the existing two show-cases to enable us to exhibit the heavy models of Sri Shivaji and of Greater Bombay.

Library.—Seventeen new books under history, religion and philosophy, arts and other allied subjects were purchased and added to the collection of books in the Museum Library.

In conclusion I must express my appreciation of the work done by Messrs. L. B. Samant, K. B. Mhatre and M. K. Chaudhari. They all worked with zeal and earnestness and were thoroughly loyal in the discharge of the duties that were entrusted to them.

I have the honour to be,

Sir,

Your most obedient servant,

D. A. PAI,

Curator.

Stores Department No.S/3/PR.

BOMBAY, 10th June 1935.

FROM

THE CHIEF STOREKEEPER,

BOMBAY MUNICIPALITY.

To

THE MUNICIPAL COMMISSIONER

FOR THE CITY OF BOMBAY.

SIR,

I have the honour to submit herewith my Annual Report for the year ended 31st March 1935.

Tenders were invited in about 198 cases against 194 in the preceding year.

Total purchases during the year including articles received on R. S. Memos amounted to Rs. 6.54 lakhs against Rs. 5.36 lakhs for the previous year. The increase is due to the amalgamation of the City Improvement Trust with the Municipality. Care was taken to see that only actual requirements were purchased. Attempts were made to keep down as far as possible the balance of stock in hand with the result that it was reduced from Rs. 6.17 lakhs (at the commencement of the year) to Rs. 5.68 lakhs (at the close of the year). This amount includes the City Improvement Trust stock taken over by the Municipality in the year under report. Against the stock of Rs. 5.68 lakhs held at the close of the last official year, stores valued at only about Rs. 1,80,000 consist of schedule items and non-schedule articles such as Cement, Frost meters and Stone crusher parts, S.W. pipes and fittings and other sundry articles required for 3 months' consumption. Of the balance of Rs. 3,87,500, the value of stores such as C.I. pipes and tubes, C.I. hydrants, Closable gratings, Sluice valves, S.H. meters and obsolete spares of Albion Motors amounts to Rs. 2,09,800. Roughly 20 to 25 per cent. of the stock under this head has been lying unused for a considerable period but the departments are utilising it whenever possible.

It was originally proposed to transfer certain stores not likely to be used by the various departments, valued at Rs. 60,000 to "Surplus and Obsolete Stores General". Against this, stores to the value of Rs. 11,675 having been used up within the last three years the actual cost of stores transferred during the year to "Surplus and Obsolete Stores General" amounted to Rs. 48,324-15-11 only. The value of these stores in hand at the close of the year amounted to Rs. 48,166-3-11. Efforts are being made to utilize these stores whenever possible.

Indian made articles were as usual given preference over foreign goods. Most of our requirements such as cement, C.I. pipes and S.W. pipes and fittings, S.P. hydrants, boxes, meter chambers, lead pig, cast iron frames and covers, grating, etc., brooms, baskets, paints, oils, coal, timber, firewood, uniform to staff, clothing to Hospitals, monsoon requirements are now of Indian manufacture.

Articles of foreign manufacture were purchased only in cases where the articles of Indian manufacture were not available and where such articles were suitable for our purposes.

The cost of Indian made articles purchased during the year amounted to Rs. 4.92 lakhs while that of non-Indian articles to Rs. 1.62 lakhs.

The following important contracts were entered into during the year :—

1. Hose, canvas and rubber.
2. Disinfectants.
3. C. I. frames and covers, gratings, etc.
4. C. I. pipes and fittings.
5. Hydrants and sluices.
6. C. I. boxes and chambers.
7. Timber of sorts.
8. Hospital clothing.
9. Uniforms to staff.
10. Baskets bamboo and cane.
11. Brooms, Goa and Date.
12. Brushes, sweeping.
13. S. W. pipes and fittings.
14. Monsoon requirements.
15. Motor oils and lubricants and Oil Kerosene.
16. Galvanized pipes and fittings.
17. Brass fittings such as stop cocks, ferrules, etc.
18. Motor tyres and tubes.
19. Iron and steel mild bars, plates, etc.
20. Soap, soda washing, etc.
21. Oil furnace.
22. Vegetable and mineral oils.
23. Canvas and paulins.
24. Paints and oils.
25. Electric goods.
26. Motor accessories.
27. Lead pig.
28. Cement.

The number of annual contracts entered during the year was 114, besides special contracts for the supply of the following articles :—

3", 4", 6", 9" and 24" C. I. pipes, 4", 6", 9", and 12" S. W. pipes, C. I. stand post hydrants, 48" collars and tubes, 3", 4", 6", 9" and 12" sluice valves, Patel Pattern water entrances, Special Iron Castings, Teakwood Sleepers, etc., etc.

Articles returned by departments were carefully scrutinized and only those in constant use were accepted at full value.

6,940 orders for the purchase of stores were placed with the contractors and other dealers against 5,535 in the previous year. All articles received were carefully compared with the samples furnished and in some cases where there was a difference between the samples and the supplies made, they were either rejected or accepted at lower rates. In those cases in which the rejected articles were not replaced by the contractors, purchases were made at their risk and cost.

About 23,040 indents and sale memos were attended to during the year, against 19,160 in the previous year. Sufficient stock was maintained to avoid delay in complying with indents. Those articles which were not in stock were secured as early as possible at competitive market rates. The system of inviting quotations even for small purchases was continued.

Sales to contractors were made at purchase price in most cases without adding supervision charges. This enabled contractors to offer favourable rates, in connection with their tenders for construction works. There was a great demand for dust-bins from house owners and these were sold at the rate of Re. 1-11 each, including 10 per cent. supervision charges against Re. 1-15 in the preceding year.

As was done last year C. I. and other scrap received from different departments was sold by private negotiation. C. I. scrap recovered from pipes was sold at favourable rates, the minimum rate being Rs. 25 per ton and maximum rate Rs. 26-8 per ton against Rs. 23 and Rs. 25 per ton respectively in the previous year.

The departmental verification of stores was conducted throughout the year and no appreciable difference was noticed. The Municipal Stock Verifier also verified stores at the Central Stores, Foras Road, B. B. Pipe Depot and on the line. Out of about 6,142 items verified, 6,131 showed correct results. There was deficit in 7 items only on account of dryage, difference in scale, receipts in large quantities but issues in small quantities, etc., and excess in 4 items, the net result being a deficit of Rs. 3-4-0.

Total establishment charges worked out to about 5 per cent. of the total turnover of the stores department during the year.

The work of taking over of the stores belonging to the City Improvement Trust was completed during the year.

In conclusion I wish to express my thanks to the Assistant Storekeeper and the staff for their loyalty and valuable assistance in bringing about such good results.

Appendix A is enclosed herewith.

I have the honour to be,
 Sir,
 Your most obedient servant,
 M. K. VARIAVA,
 Chief Storekeeper.

APPENDIX "A."

Particulars.	General Stores	General Surplus and Obsolete Stores.	Capital Stores.	Line Suspense Stores (General.)	Line Suspense Surplus and Obsolete Stores.	Total.
	Rs. a. p.	Rs. a. p.	Rs. a. p.	Rs. a. p.	Rs. a. p.	Rs. a. p.
Value of Stores on hand on 1st April 1934	2,52,890 3 0	2,34,925 7 3	85,796 12 5	43,512 14 4	6,17,125 5 0
Value of Stores receipts including transfers during 1934-35... ..	4,36,714 15 4	48,324 15 11	1,68,399 6 3	584 13 0	6,54,024 2 6
Total ...	6,89,605 2 4	48,324 15 11	4,03,324 13 6	86,381 9 5	43,512 14 4	12,71,149 7 6
<i>Less—</i>						
Value of Stores issued including transfers during 1934-35	4,83,564 8 4	158 12 0	2,19,586 4 3	289 8 0	7,03,599 0 7
Balance on 1st April 1935 ...	2,06,040 10 0	48,166 3 11	1,83,738 9 3	86,092 1 5	43,512 14 4	5,67,550 6 11

M. K. VARIAVA,
Chief Storekeeper.

LICENCE DEPARTMENT.

No. L/1609-S.C. of 1935-1936,

BOMBAY, 27th June 1935.

FROM

THE SUPERINTENDENT OF LICENCES.

TO

THE MUNICIPAL COMMISSIONER

FOR THE CITY OF BOMBAY.

Subject: *Annual Report for the year 1934-35.*

SIR,

I have the honour to submit my annual report on the working of the Licence Department for the year 1934-35.

2. I was in charge of the Department during the first eight months and was on privilege leave for the last four months during which Mr. G. T. Patankar, Assistant Assessor, acted.

3. *Licences under Section 394 and Permits under Section 390.*—The total number of licences issued under Section 394 and of permits under Section 390 of the City of Bombay Municipal Act and the total amount of fees collected in respect thereof during the year under report, as compared with the preceding two years, are as under:—

Year.	No. of Licences issued.	Amount of Fees received.	No. of Permits issued under Section 390.	Amount of Fees received.	Total Amount of Fees.
		Rs. a. p.		Rs. a. p.	Rs. a. p.
1934-35	17,489	1,68,268 6 3	242	4,891 0 0	1,73,159 6 3
1933-34	16,526	1,62,166 12 0	265	5,411 8 0	1,67,578 4 0
1932-33	15,884	1,62,727 5 0	251	5,123 0 0	1,67,850 5 0

Compared with 1933-34 the number of permits has decreased by 23 and the receipts have decreased by Rs. 520-8-0. The number of licences has increased by 963 and the total revenue derived therefrom has increased by Rs. 6,101-10-3. The revenue includes Rs. 6,530-14-0 being the amount of additional fee levied under Corporation Resolution No. 1917, dated the 24th May 1931 against Rs. 6,997-6-0 recovered in 1933-34.

4. The enforcement of licences for the trade of farrier which was made licensable by Corporation Resolution No. 2552, dated the 22nd June 1931 was commenced in the year under report.

5. The larger differences (increases or decreases) in the number of licences issued, as compared to the previous year, are as under:—

Trade or Commodity.	Increase or Decrease
Bakeries	+ 11
Bidi Leaves	+ 17
Bidis (indigenous cigarettes mfg.)	+ 34
Camphor	+ 12
Charcoal	+ 68
Cloth dyeing in indigo or other colours	— 14
Coal and Coke	+ 21
Eating-houses	+ 109
Fireworks	+ 20
Fireworks (wholesale)	+ 31
Hair-dressing Saloons	+ 33
Liquid Fuel	— 10
Matches (retail)	— 29
Do. (Bengal)	+ 39
Metal casting	+ 20
Noisy Trades	+ 34
Oil (keeping)	+ 35
Oil Seeds	— 27
Petroleum (dangerous)	— 24
Timber	+ 72

6. The licence fees outstanding on the 31st March 1935 amounted to Rs. 3,789-7-0 in respect of 430 licences as against Rs. 5,506-12-0 in respect of 699 on the 31st March 1934. The decrease is due to the prompt disposal of cases by the Honorary Magistrates. Miscellaneous receipts amounted to Rs. 1,129-5-0 against Rs. 1,155-1-0 in the previous year. License fees amounting to Rs. 137 were refunded during the year under report. The loss of revenue, incidental to the disuse or demolition of old licensed places or their diversion to uses not entailing a licence amounted during the year under report to Rs. 15,861-6-0 against Rs. 18,554-4-0 in the preceding year. Only two licences were revoked during the year.

7. *Permits under Sections 328 and 328A.*—The total number of permits issued under these Sections for exhibiting sky-signs and advertisements during the year was 2,764 and the revenue derived was Rs. 57,614-0-7 as against 2,555 permits issued and revenue Rs. 52,542-0-0 during the previous year.

8. Out of Rs. 7,557-4-0 recovered as ground rent in the year under report in respect of advertisement boards and hoardings put up on Municipal properties, Rs. 4,399-0-0 were credited to the Department of the City Engineer and Rs. 2,138-4-0 to the Market Department. The balance of Rs. 1,020-0-0, being rent for cloth boards hung across the streets was credited to this Department.

9. The total number of advertisement permits issued and the total receipts during the year under report as compared with the preceding three years are as under :—

Particulars.	Number of Permits issued.				Amount of fees collected.							
	1931-32.	1932-33.	1933-34.	1934-35.	1931-32.		1932-33.		1933-34.		1934-35.	
					Rs.	a. p.	Rs.	a. p.	Rs.	a. p.	Rs.	a. p.
Wall posters, hoardings and boards.	741	760	871	1,073	15,673	2 6	13,518	12 0	16,004	0 0	16,205	4 4
Moveable boards on hand-carts, etc.	240	537	588	644	13,699	5 6	10,747	1 8	11,746	10 0	12,530	0 0
Illuminated sky-signs and advertisements.	444	535	617	682	10,960	5 10	12,834	1 0	15,382	13 6	18,980	3 9
Non-illuminated sky-signs and advertisements.	103	221	351	327	1,485	6 0	1,827	5 0	2,631	4 6	3,142	6 6
Non-illuminated kiosks ..	13 (3,330 kiosks.)	12 (2,762 kiosks.)	12 (2,004 kiosks.)	12 (1,868 kiosks.)	4,185	4 0	3,452	8 0	2,505	0 0	2,335	0 0
Wall paintings	97	106	113	72	2,712	15 0	2,120	12 0	2,160	8 0	898	0 0
Auctioneers	5	5	8	8	500	0 0	500	0 0	300	0 0	300	0 0
Space rent	132	10 8	442	6 3	742	0 0	920	0 0
Extra fees for delayed payments.	826	12 0	495	0 0	479	12 0	712	6 0
Total ..	1,648	2,176	2,555	2,764	50,205	18 1	45,937	13 11	52,542	0 0	57,614	0 7

10. The question of giving effect to the Corporation Resolution No. 10535, dated the 30th March 1931 regarding the levy of fee on advertisement hoardings for the period they stand blank or with the announcement "TO BE LET" displayed thereon at half the prescribed rates for a hoarding, has been held in abeyance in view of continued trade depression.

11. *Licences under Sections 313 and 313A.*—The total revenue from licences issued to itinerant hawkers and to squatters and handcart hawkers in reserved areas during the year under report amounted to Rs. 1,09,694-8 0 as against Rs. 1,11,004-0-0 in the preceding year. The decrease is due to a reduction in the number of handcart and itinerant hawkers. The reduction as far as itinerant hawkers are concerned is due to the discontinuance, except in a few cases, of roving handcart licences and police restriction on the number of stationary handcarts, and for the remainder it is due to the orders of the Corporation not to seize the goods of unlicensed hawkers, seizure being the only effective means of enforcing the taking out of licences.

12. The comparative figures of fees recovered from squatters and handcart hawkers including removal charges, are as under :—

Particulars.	Amount of Fees collected.					
	1932-33.		1933-34.		1934-35.	
	No. of Licences issued.	Amount.	No. of Licences issued.	Amount.	No. of Licences issued.	Amount.
		Rs. a. p.		Rs. a. p.		Rs. a. p.
Squatters' fees collected in reserved areas under Section 313.	11,398	46,959 0 0	20,800	92,238 0 0	21,138	93,493 8 0
Recovery of expenses under Section 490 for removal of encroachments under Section 314.	17,813 1 0	23,902 0 0	15,189 5 0
Fees received from itinerant and handcart hawkers' licences under Section 313A.	9,527	26,118 0 0	6,240	18,766 0 0	4,793	16,201 0 0
Total ..	20,915	90,890 1 0	27,040	1,34,906 0 0	25,931	1,24,883 13 0

The decrease in the revenue from removal charges is due to the reduction in the number of lorries from 3 to 2, and Corporation orders prohibiting action against unlicensed hawkers.

13. The number of prosecutions launched during the year under report and the results thereof as compared with those for the preceding two years are as under:—

Year.	Offence against Section.	Total number of cases filed.	Number of cases withdrawn on compliance with the Law.	Number of cases which resulted in conviction.	Amount of fines inflicted.	Number of cases which resulted in acquittal.	Number of cases remaining undisposed on the 31st March 1935.
1932-33	394	4,178	4,749	322	Rs. a. p. 3,260 3 0	6	578
1933-34	"	3,474	2,955	196	2,301 12 0	901
1934-35	"	3,864	3,219*	552	7,131 0 0	3	375
1932-33	328-328A	423	436	9	78 0 0	67
1933-34	"	243	169	23	212 0 0	1	118
1934-35	"	260	285*	12	147 0 0	1	50
1932-33	313-313A	385	220	228	1,757 5 0	68
1933-34	"	131	80	82	786 2 0	37
1934-35	"	7	39*	5	29 0 0
1932-33	412A	14	14
1933-34	"	26	6	20
1934-35	"	17	36*	1
1932-33	392
1933-34	"
1934-35	"
1932-33	6 of Indian Petroleum Act.	1	1
1933-34	"	1	1
1934-35	"	1	1
1932-33	11 of Indian Petroleum Act.	1	1	30 0 0
1933-34	"
1934-35	"

* Out of the total number of 3,579 cases withdrawn, 2,909 cases were for non-payment of licence fees.

14. *Criminal Prosecutions.*—7 criminal prosecutions were launched against hawkers or members of the public out of which 1 resulted in acquittal, and 6 in conviction, the fines inflicted aggregating Rs. 102. One case was filed against the Encroachment staff which was dismissed, as the complainant did not turn up on the day of hearing.

15. Statement attached shows (1) details of the fees derived from the issue of permits under Section 390 and licences under Section 394, and (2) a summary of the total revenue derived from all sources.

I have the honour to be

Sir,

Your most obedient servant

K. P. GUZDUR

Superintendent of Licences.

Statement showing (i) the number of licences issued, (ii) the trades licensed and (iii) the amount of fees collected during the year 1934-35.

No. of Licences.	Nature of Trade.	Licence Fees.		
		Rs.	a.	p.
14	Acetylene gas (keeping)	142	8	0
34	Aerated waters (manufacturing)	1,137	8	0
3	Ashes	17	8	0
189	Bakeries	3,308	12	0
60	Bidi leaves	764	12	0
1,235	Bidis (indigenous cigarettes manufacturing)	1,416	0	0
5	Bitumen	125	10	0
1	Bricks and tiles	20	0	0
1	Bones	10	0	0
21	Camphor	234	0	0
5	Candles (manufacturing)	90	0	0
8	Carbide of calcium (retail)	27	0	0
8	Do. do. (wholesale)	135	0	0
2	Catgut	33	12	0
1,400	Charcoal	11,520	4	0
190	Chemicals	2,739	12	0
13	Chlorate of potash	92	8	0
74	Cinematograph films	2,151	4	0
139	Cloth dyeing in indigo and other colours by hand power	1,020	8	0
14	Do. do. do. by mechanical power	427	8	0
169	Coal and coke	1,424	0	0
33	Cocoanut fibre, flax, hemp and jute	432	8	0
23	Copra	909	8	0
15	Cotton (keeping)	273	12	0
12	Do. (keeping and pressing)	280	0	0
25	Cotton seeds	437	8	0
54	Cotton refuse or waste (keeping)	1,138	0	0
18	Do. (cleaning and keeping)	734	8	0
6	Cowdung cakes (manufacturing)	90	0	0
1	Dammer, Tar (melting)	10	0	0
81	Dammer, tar and pitch	1,382	8	0
1	Dynamite	50	0	0
3,190	Eating-houses	41,245	6	0
9	Esas	195	0	0
17	Fat and tallow (keeping)	430	0	0
2	Do. (cleaning and pressing)	67	8	0
8	Fins	120	0	0
18	Fish (dried)	450	0	0
246	Fireworks (retail)	740	4	0
93	Do. (wholesale)	622	12	0
6	Do. (manufacturing)	128	2	0
25	Firewood (retail)	55	0	0
470	Do. (wholesale)	5,463	14	3
9	Gas (manufacturing)	340	0	0
59	Ghee (keeping)	810	0	0
8	Do. (manufacturing)	80	0	0
142	Butter (under Section 412A)	275	8	0
158	Grain parching	190	0	0
166	Gunny bags	1,420	0	0
17	Gunpowder (retail)	90	0	0
4	Do. (wholesale)	200	0	0
	Do. (manufacturing)		
686	Hair-dressing saloons	3,450	4	0
60	Hay, straw or grass	803	0	0
9,247	Carried forward	89,746	0	3

No. of Licences.	Nature of Trade.	Licence Fees.
		Rs. a. p.
9,247	Brought over ..	89,746 0 3
39	Hessian cloth	131 0 0
6	Hides and skins (dried)	93 12 0
10	Do. (raw) keeping	256 4 0
21	Tanneries	1,955 0 0
1	Horns and hoofs	7 8 0
.....	Hair
9	Ice (manufacturing)	617 0 0
131	Khoka boxes (manufacturing and storing)	1,055 14 0
23	Lime (manufacturing)	1,187 8 0
38	Liquid fuel	2,176 0 0
6	Leaves (dried)	51 0 0
1,651	Matches (retail)	2,211 12 0
69	Do. (wholesale)	3,394 2 0
.....	Do. (manufacturing)
204	Do. (Bengal) (retail)	215 9 0
1	Do. do. (wholesale)	150 0 0
213	Metal casting	3,470 12 0
101	Methylated spirit	1,817 8 0
764	Noisy trades	3,175 6 0
2	Non-dangerous Petroleum Form A	24 8 0
1	Nitro-glycerine	50 0 0
694	Oils (keeping)	7,347 8 0
91	Do. (manufacturing)	971 4 0
136	Oilseeds	5,836 4 0
32	Paints	448 12 0
2	Paper (manufacturing)	30 0 0
42	Paper, (waste)	662 8 0
1	Phosphorus (retail)	5 0 0
.....	Do. (wholesale)
2	Packing stuff	20 0 0
64	Petroleum (dangerous)	190 0 0
49	Oil (kerosene) (retail)	400 0 0
94	Do. (wholesale)	756 0 0
8	Pottery (manufacturing)	28 0 0
6	Rags	82 8 0
16	Rosin	212 8 0
27	Saltpetre	227 8 0
39	Sandalwood	331 4 0
23	Smelteries	270 0 0
63	Soap (manufacturing)	1,790 0 0
7	Sugar refineries	316 8 0
18	Sulphur	180 0 0
21	Stables for horses	1,851 4 0
97	Do. milch cattle	9,214 6 0
44	Do. bullocks	756 14 0
.....	Do. four-footed animals
378	Sweetmeats (keeping and manufacturing)	2,464 8 0
833	Timber	9,850 5 0
127	Turpentine (retail)	640 0 0
31	Do. (wholesale)	710 0 0
33	Whistle (steam), blowing of	340 0 0
73	Varnish	631 4 0
21	Wool	465 0 0
.....	Special licences under Section 394 (1) (d) (ii)
3	Wool (cleaning and pressing)	120 0 0
15,612	Carried forward ..	1,58,935 8 3

No. of Licences.	Nature of Trade.	Licence Fees.	
		Rs.	a. p.
15,612	Brought over	1,58,935	8 3
186	Permits under Section 390	4,800	0 0
825	Transfers of licences	1,063	0 0
56	Do. permits	91	0 0
1,052	Licence fees collected during 1934-35 for the official years 1933-34 and 1932-33	8,269	14 0
17,731	Total ..	1,73,159	6 3

Summary of total revenue collected during the official year 1934-35.

No. of Licences and Permits.	Nature of Revenue collected.	Amount.	
		Rs.	a. p.
17,731	Licence fees collected under Sections 390, 393 and 394	1,73,159	6 3
2,764	Advertisement fees collected under Sections 328 and 328A	57,614	0 7
21,138	Fees collected from squatters under Section 313	93,493	8 0
4,793	Fees collected from hawkers under Section 313A	16,201	0 0
	Encroachment removal fees under Sections 314 and 490	15,189	5 0
	Miscellaneous fees	1,129	5 0
	Grand Total ..	3,56,786	8 10

MARKETS.

No. M/6821 of 1935-36.

BOMBAY, 24th June 1935.

FROM

THE SUPERINTENDENT OF MARKETS,

ARTHUR CRAWFORD MARKET, BOMBAY.

TO

THE MUNICIPAL COMMISSIONER FOR THE CITY OF BOMBAY,

BOMBAY.

SIR,

I have the honour to submit the annual report of the Markets and Slaughter Houses Department for the year 1934-35.

2. The total receipts during the year under report amounted to Rs. 11,62,708-7-3 out of which a sum of Rs. 16,818-7-0 being the revenue derived from the Dongri market and squatters' areas at Wadala and Sion in charge of the Trust Section was credited to Trust's account as under :—

Market and squatters' areas.	Rent.			Squatters' fees.			Total.		
	Rs.	a.	p.	Rs.	a.	p.	Rs.	a.	p.
Dongri	1,318	7	0	9,000	0	0	10,318	7	0
Wadala			6,200	0	0	6,200	0	0
Sion			300	0	0	300	0	0
Total Rs. ..	1,318	7	0	15,500	0	0	*16,818	7	0

Thus the net income derived by the Market Department is Rs. 11,45,890-0-3 against Rs. 11,21,692-2-2 in the previous year, showing an increase of Rs. 24,197-14-1, which is partly due to the higher bids received at the auction for the sale of Municipal markets' rights and partly due to the increase in the number of buffaloes slaughtered at the Bandra Slaughter Houses.

The Dongri Market was taken possession of from 1st May 1934. Five mutton stalls were let on quarterly rental amounting to Rs. 1,318-7-0 and the fish and vegetable sections were sold by auction for Rs. 9,000.

The Wadala and Sion Squatters' areas were taken possession of from 1st August 1934, and were let on a contract basis and Rs. 6,200 and Rs. 300 respectively were realised under the arrangement. In the latter case the contractor having failed to collect the fees, they had to be collected departmentally from 1st October 1934.

3. There were 16 Municipal Markets in all ; these are shown in statement (I) below with the net receipts obtained during 1933-34 and 1934-35. The total number of stalls and the average number of stalls that remained vacant per quarter in each market during these years are also given for comparison, together with the increase or decrease in the revenue of each market during the year 1934-35 for ascertaining the financial result of each market in respect of the stall rents, etc.

STATEMENT I.

Name of Market.	Total No. of stalls.		Average No. of stalls vacant per quarter.		Stall rents, 1934-35.	Squatters' fees, license fees, etc., 1934-35.	Total gross receipts, 1934-35.	Expenditure, 1934-35.	Net receipts, 1934-35.	Net receipts, 1933-34.	Increase or decrease during 1933-35.
	1934-35.	1933-34.	1934-35.	1933-34.							
					Rs. a. p.	Rs. a. p.	Rs. a. p.	Rs. a. p.	Rs. a. p.	Rs. a. p.	Rs. a. p.
Colaba	81	83	52	61	2,292 9 4	3,345 8 0	5,638 1 4	1,491 0 1	4,147 1 3	3,315 7 7	+ 831 9 8
Fort	180	180	27	24	9,788 11 0	5,179 6 0	14,968 1 0	4,296 0 11	10,672 0 1	11,059 14 10	- 387 14 9
Arthur Crawford	1,034	1,033	155	145	1,69,593 14 3	1,21,173 1 0	2,90,756 15 3	95,917 9 7	1,94,839 5 8	1,87,987 13 7	+ 6,851 8 1
Erskine Road	832	832	260	254	74,385 12 7	24,760 9 0	99,146 5 7	22,031 3 0	77,115 2 7	75,232 14 6	+ 1,882 4 1
Bhuleshwar	201	201	25	25	20,217 15 5	218 0 0	20,435 15 5	5,488 2 0	14,947 13 5	15,151 7 4	- 203 9 11
Peddar	46	46	11	11	2,664 15 10	5,041 0 0	7,705 15 10	2,851 11 0	4,854 4 10	4,191 12 4	+ 662 8 6
Pork	3	3	3,994 7 0	6 0 0	4,000 7 0	1,241 14 11	2,758 8 1	2,121 15 11	+ 636 8 2
DeLisle Road	48	48	10	7	5,524 5 0	1,736 0 0	7,260 5 0	2,035 9 4	5,224 11 8	4,855 10 7	+ 369 1 1
Fergusson Road	34	34	10	7	2,531 11 4	15,177 0 0	17,708 11 4	4,046 2 9	13,662 8 7	16,566 5 10	- 2,903 13 3
Parbhadevi	29	29	12	10	959 6 0	11,520 0 0	12,479 6 0	2,719 8 2	9,759 13 10	10,435 4 10	- 675 7 0
Elphinstone Road	32	32	3	3	5,665 13 0	13,683 8 0	19,349 5 0	4,553 5 6	14,795 15 6	13,668 11 9	+ 1,127 3 9
Kamatipura	53	53	15	15	3,395 10 4	4,439 4 0	7,834 14 4	2,084 1 10	5,750 12 6	5,049 14 8	+ 700 13 10
Masjid Bunder	52	52	47	41	400 13 0	326 4 0	727 1 0	2,030 9 11	- 1,303 8 11	- 558 4 10	- 745 4 1
Chowpatty	71	71	36	36	2,395 6 0	2,283 15 0	4,679 5 0	1,780 14 4	2,898 6 8	2,365 8 7	+ 532 14 1
Dadar	5	3	1,377 0 0	24,367 3 0	25,744 3 0	7,313 3 1	18,430 15 11	14,144 9 8	+ 4,286 6 3
Chandanwady	84	84	45	51	689 13 0	40 0 0	729 13 0	573 0 6	156 12 6	269 8 6	- 112 12 0
Total ..	2,785	2,784	708	690	3,05,868 3 1	2,33,296 10 0	5,39,164 13 1	1,60,454 0 11	3,78,710 12 2	3,65,858 11 8	+ 12,852 0 6

During the year one new space was provided in the Arthur Crawford Market and two mutton stalls in the Colaba Market were shifted to Dadar Market.

There was an increase of Rs. 17,880-13-6 in the receipts from some markets and a decrease of Rs. 5,028-13-0 from others but the net financial position in respect of stall rents, etc., was an increase of Rs. 12,852-0-6.

4. In addition to stall rents, Rs. 1,37,289-5-0 were realised from the contractors for the right of collecting squatters' fees from the different Municipal markets and the scale fees from the Arthur Crawford Market against Rs. 1,28,100 of the preceding year. The squatters' fees collected departmentally at the Arthur Crawford, Erskine Road and Masjid Bunder markets together with the encroachment fees from markets amounted to Rs. 54,768-2-0 against Rs. 48,400-1-0 in the preceding year, giving a net income of Rs. 1,92,057-7-0 against Rs. 1,76,500-1-0 in the preceding year.

In the case of Kamatipura Market the contractor having failed to carry out the terms of the contract, the contract was determined and the fees were collected departmentally from September 1934 to March 1935. The amount realised exceeded the amount of the bid accepted and subsequently defaulted on.

5. The number of private markets during the year was 19 inclusive of two newly opened markets known as 'Kermani Market' at the junction of DeLisle Road and Arthur Road and the other 'Garamkhada Market' at Lalbag from 1st May 1934 and 21st May 1934 respectively. The amount realised on account of license fee of both the markets is held in deposit as the fee is not yet fixed. The license fees in respect of the remaining 17 private markets and one private slaughter house at Marine Lines amounted to Rs. 29,022-12-0 against Rs. 28,222-9-0 in the previous year. License fees amounting to Rs. 1,191 were also recovered from butchers having stalls in private markets. The number of outside meat shops was 162 against 152 and the license fees realised in respect of them were Rs. 8,107 against Rs. 7,507 in the previous year.

6. Unwholesome articles, viz. meat, fish, fruits, vegetables, etc., from different markets and slaughter houses including contraband meat weighing 4,89,811½ lbs. in the aggregate were destroyed during the year. The total quantity of meat destroyed in markets only was 12,326½ lbs.

7. The quantity of contraband meat seized and destroyed was 4,284 lbs. against 4,621 lbs. in the previous year showing a decrease of 337 lbs.

8. Eight thousand four hundred and seventy buffaloes, 44,466 cows and bullocks and 8,58,589 sheep and goats were brought on the fair ground at Bandra Slaughter Houses against 7,658 buffaloes, 44,189 cows and bullocks and 8,89,319 sheep and goats during the previous year out of which 2 buffaloes, 601 cows and bullocks and 5,383 sheep and goats being found in an advanced stage of pregnancy or suffering from sheep-pox, foot and mouth disease, fever, emaciation, abortion, debility, mange, bruises, fractures, abscesses and purging or otherwise unfit for human consumption were rejected on ante-mortem examination.

The principal causes of post-mortem condemnation were cysticercus bovis, emaciation, liver flukes, bruises, abscesses, hydatid cysts and parasitic nodular infection of livers and lungs.

9. The slaughter and removal fees realised at the Bandra Slaughter Houses together with slaughter fees realised at DeLisle Road Sheep Market amounted to Rs. 8,50,643-3-0 against Rs. 3,42,631-11-0 of the last year showing an increase of Rs. 8,011-8-0. The fees received from the Kurla Municipality under the Agreement to import buffalo meat into Bombay were Rs. 57,840 against Rs. 57,650 in the last year. A sum of Rs. 116-8-0 in all was realised for horned cattle, sheep and goats slaughtered in Bombay on occasions of festivals.

10. The approximate weight of dressed meat of buffaloes, cows and bullocks was 5,602.41 tons and that of sheep and goats 6,934.56 tons. The quantity condemned out of the former was 15.50 tons and of the latter 3.77 tons which gives .27 and .05 percentage respectively.

11. Two thousand, one hundred and eleven pigs and 190 piglings were brought for slaughter at the Arthur Road Slaughter House of which 2,100 pigs and 188 piglings were slaughtered and the fees received for slaughtering amounted to Rs. 2,147.

Permits to import 123 slaughtered piglings were issued during the year and the fees recovered amounted to Rs. 92-4-0.

A permit for shipping two pigs was issued during the year and the fee recovered was Rs. 2.

12. Out of 86 tons of pork meat slaughtered, 3.8 tons was rejected as being unfit due to tuberculosis, cysticercus-cellulosea, and abscesses and was destroyed. The percentage of the total quantity destroyed comes to 4.4. The percentage of pigs affected with tuberculosis came to 64.36 per cent. (The affections of tuberculosis were confined to pigs only.)

Note: The details of animals slaughtered etc., and the fees realised are given in Appendix 'A' of this report.

13. The sum realised for the right of collecting fair fees at the Bandra Slaughter Houses was Rs. 1,40,000 against Rs. 1,38,000 of the preceding year showing an increase of Rs. 2,000.

14. The other miscellaneous revenues were as follows:—

STATEMENT II.

Particulars.	1934-35.			1933-34.		
	Rs.	a.	p.	Rs.	a.	p.
1. Amount recovered from the contractor for the right of removing blood at the Bandra Slaughter Houses	2,251	0	0	6,236	0	0
2. License fees for stalls and shops in Municipal and Private Markets, outside shops, etc. ..	48,793	4	0	47,183	9	0
3. Fees for verifying weights and measures	744	8	0	1,931	10	0
4. Prices current	73	14	0	114	12	0
5. Minor receipts	1,733	7	2	2,660	13	4
6. Ground rents	10,630	11	0	6,765	4	8
7. Chawl rents	4,658	11	0	4,652	15	0
8. Rents from Peddar Market Chawls and other rents recovered from peons, halalkhores, etc. ..	730	8	0	1,044	4	0
9. Cold Storage rents	27,376	12	0	29,114	3	9
10. Fines from contractors	1,254	0	0	3	0	0
Total ..	98,246	11	2	99,706	7	9

Note.—Nine shops on Phirozsha Mehta Road which were formerly in charge of the Estate Agent and Land Manager were entrusted to my charge since 1st September 1934. The monthly rent of Rs. 479 realised in respect thereof has been kept in deposit account. Two more shops were subsequently handed over to me but as they have been lying vacant, no rent could be realised thereon.

15. The fines inflicted by the Presidency Magistrates for the infringement of the provisions of the Municipal Act and Bye-laws pertaining to Market Department during the year under report amounted to Rs. 1,768-8-0 against Rs. 1,007 in the preceding year:

16. The staff for stamping weights and measures was maintained throughout the year.

17. The refrigerator plant in the Arthur Crawford Market worked satisfactorily. In all the four rooms packages were stored on payment of daily fees which were recovered departmentally.

18. I continued to hold charge of the Markets and Slaughter Houses Department throughout the year except for the period of 16 days from 14th September 1934 to 29th September 1934 when I was on leave. My staff worked very satisfactorily

19. In the following statement is shown the financial position of the Municipal Markets for the year 1934-35.

STATEMENT III.

Name of Market.	Total cost upto 31st March 1934.	Additions made during the year 1934-35.	Total cost upto 31st March 1935.	Gross Receipts for 1934-35.	Expenditure for 1934-35.	Net Receipts for 1934-35.	Percentage on cost.	Remarks.
	Rs. a. p.	Rs. a. p.	Rs. a. p.	Rs. a. p.	Rs. a. p.	Rs. a. p.		
Colaba ..	97,625 3 11	97,625 3 11	5,638 1 4	1,491 0 1	4,147 1 3	4.25	
Fort ..	41,374 4 8	41,374 4 8	14,968 1 0	4,296 0 11	10,672 0 1	25.79	
Arthur Crawford ..	17,49,437 7 10	185 14 8	17,49,578 6 1	2,90,756 15 3	95,917 0 7	1,94,839 5 8	11.13	
Erskine Road ..	5,92,248 10 10	5,92,248 10 10	99,146 5 7	23,031 3 0	77,115 2 7	13.02	
Bhuleshwar ..	2,94,217 0 11	2,94,217 0 11	20,436 15 5	5,488 2 0	14,947 13 5	5.08	
Peddar ..	57,802 4 2	57,802 4 2	7,705 15 10	2,851 11 0	4,854 4 10	8.39	
Pork ..	20,880 18 4	20,880 18 4	4,000 7 0	1,241 14 11	2,758 8 1	13.21	
DeLisle Road ..	25,000 0 0	25,000 0 0	7,260 5 0	2,035 9 4	5,224 11 8	20.90	
Fergusson Road ..	25,473 5 5	25,473 5 5	17,708 11 4	4,046 2 9	13,662 8 7	53.63	
Purbhadevi Road ..	23,819 7 3	23,819 7 3	12,479 6 0	2,719 8 2	9,759 13 10	40.97	
Elphinstone Road ..	31,649 2 0	31,649 2 0	19,349 5 0	4,553 5 6	14,795 15 6	46.77	
Kamatipura ..	55,498 7 9	55,498 7 9	7,834 14 4	2,084 1 10	5,750 12 6	10.36	
Masjid Bunder ..	17,346 3 5	17,346 3 5	727 1 0	2,080 9 11	1,303 8 11	7.52 loss	
Chowpatty ..	4,66,178 9 8	4,66,178 9 8	4,679 5 0	1,780 14 4	2,898 6 8	0.62	
Dadar ..	1,34,543 6 9	1,34,543 6 9	25,744 3 0	7,313 8 1	18,430 15 11	13.70	
Chandanwady ..	3,89,020 14 0	3,89,020 14 0	729 13 0	573 0 6	156 12 6	0.04	
Total ..	40,22,115 5 11	135 14 8	40,22,251 4 2	5,39,164 13 1	1,60,454 0 11	3,78,710 12 2		

The percentage of net income on the total cost of markets comes to 9.41.

I have the honour to be,

Sir,

Your most obedient servant,

C. M. FLANDERS, V.S.,

CAPTAIN, R. A. V. C. (Retired),

Superintendent of Markets and Slaughter Houses, etc.

APPENDIX "A."

Statement showing the number of animals slaughtered or removed for private slaughter and the amount of slaughter fees, etc., levied thereon during 1934-35.

Description of Animals.	April	May	June	July	August	September	October	November	December	January	February	March	Total Number of Animals.	Total Amount of Slaughter fees, etc.		
	1934.	1934.	1934.	1934.	1934.	1934.	1934.	1934.	1934.	1935.	1935.	1935.		Rs.	a.	p.
Buffaloes	643	640	732	775	807	731	728	710	667	691	648	698	8,468	1,27,020	0	0
Buffaloes for private slaughter in Bombay ..	3	3	30	0	0
Cows .. { Bombay	2,327	2,128	1,765	1,939	1,802	1,894	2,027	2,075	2,513	2,595	2,150	2,066	25,281	37,921	8	0
{ Bandra	335	319	343	390	419	361	360	360	416	404	358	328	4,393	4,393	0	0
Bullocks	873	896	951	1,037	1,020	933	1,014	1,007	1,228	1,179	1,026	1,000	12,164	18,246	0	0
Sheep and goats for Bombay	67,170	58,204	60,512	67,956	62,626	57,925	62,322	61,865	64,574	64,558	55,638	66,449	749,799	1,40,587	5	0
Sheep and goats for Bandra	2,901	2,679	2,688	2,959	2,856	2,472	2,377	2,326	2,486	2,405	1,968	2,269	30,386	3,798	4	0
Pigs at Arthur Road Slaughter House ..	154	128	131	150	143	142	164	173	292	207	209	207	2,100	2,100	0	0
Piglings at Arthur Road Slaughter House ..	23	17	1	13	2	4	8	3	68	10	17	22	188	47	0	0
Pigs for shipping	2	2	2	0	0
Slaughtered piglings for private consumption in Bombay	9	4	3	9	4	6	8	4	29	37	6	4	123	92	4	0
Live horned cattle removed to Bombay ..	13	28	9	18	12	32	8	7	7	35	35	14	218	1,090	0	0
Live horned cattle removed for shipping	1	1	2	0	0
Live horned cattle removed for private slaughter in Bombay	8	2	..	2	2	1	2	2	..	4	..	4	27	81	0	0
Live sheep and goats removed to Bandra ..	736	847	686	1,040	972	707	776	929	1,190	983	808	1,140	10,814	5,407	0	0
Live sheep and goats removed for private slaughter in Bombay	1	2	..	1	2	1	7	3	8	0
Live sheep and goats removed to Bombay ..	131	70	68	96	75	88	86	10	10	60	6	1,196	1,896	1,422	0	0
Live sheep and goats removed for shipping ..	196	217	131	133	97	117	162	209	127	237	322	123	2,071	517	12	0
Live sheep and goats removed by DeLisle Road Sheep Market (Fadkarees)	699	717	621	1,381	1,045	803	1,154	856	968	854	1,155	3,215	13,468	10,101	0	0
Live sheep and goats slaughtered in the chamber of DeLisle Road Sheep Market ..	85	49	54	144	161	68	112	88	92	96	75	91	1,115	139	6	0
Total ..	76,307	66,949	68,695	78,043	72,043	66,284	71,807	70,624	74,669	74,356	64,421	78,826	862,524	3,53,000	15	0

284

C. M. FLANDERS, V. S.,
CAPTAIN, R. A. V. C. (Retired),
Superintendent of Markets and Slaughter Houses, etc.

No. EH/1/A of 1935-1936.

BOMBAY, 11th July 1935.

FROM

THE DEAN,

KING EDWARD VII MEMORIAL HOSPITAL AND

SETH GORDHANDAS SUNDERDAS MEDICAL COLLEGE, PAREL, BOMBAY.

TO

THE MUNICIPAL COMMISSIONER

FOR THE CITY OF BOMBAY.

Subject: *Administration Report for the year 1934-1935.*

SIR,

I have the honour to forward the Administration Report of the King Edward VII Memorial Hospital and Seth Gordhandas Sunderdas Medical College for the year 1934-35.

2. The Report is divided under the following heads :—

- | | |
|--------------------------------------|---------------------|
| 1. Advisory Medical Board and Staff. | Paras. 3 to 8. |
| 2. The Hospital | „ 9 to 52. |
| 3. The College. | „ 53 to 69. |
| 4. Appendices. | „ 1 to 15. |

Advisory Medical Board.

3. During the year 1934, the Advisory Medical Board held 18 meetings. There was one meeting of its Committee and two general meetings of the Honorary and Professorial staff. One meeting of the Honorary Physicians was also held.

The Dean.

4. Dr. Jivraj N. Mehta, M.D. (Lond.), M.R.C.P. (Lond.) continued to be the Dean of the Seth Gordhandas Sunderdas Medical College and King Edward Memorial Hospital during the year under report.

5. Dr. V. R. Khanolkar, B. Sc. (Lond.), M.D. (Lond.), Professor of Pathology and Bacteriology was granted 8 months' leave out of India from the 10th May, 1934, to the 9th January 1935, and Dr. R. G. Dhayagude, M.D. (Bom.) acted in his place during that period.

6. Dr. S. G. Vengsarkar, M.D. (Bom.), Honorary Assistant Physician was granted six months' study leave from the 24th December, 1934, to the 23rd June, 1935, for postgraduate training in Europe and Dr. N. D. Patel, M.D. (Lond), M.R.C.P. (Lond), was appointed to act in his place during that period.

7. Dr. Z. J. Joseph, M.D. (Bom.), Honorary Assistant Radiologist has been granted one year's leave from the 15th September, 1934, to the 14th September, 1935, to prosecute post-graduate studies in England and abroad.

8. The University of Bombay having granted permission to admit 80 students to the Seth Gordhandas Sunderdas Medical College, it became necessary to augment the teaching staff to cope with the requirements of the increased number of students. The following extra staff has accordingly been sanctioned by the Corporation to strengthen the teaching staff :—

- 1 Assistant Professor, Bio-Chemistry.
- 1 Tutor, Bio-physics.
- 3 Demonstrators.
- 1 Honorary Assistant Physician.
- 1 Tutor in Surgery.

The work at the King Edward Memorial Hospital having considerably increased in the last few years, the following extra staff was sanctioned for the hospital for administrative work and to look after the old medical cases in the outdoor department, respectively :—

- 1 Assistant Medical Officer.
- 1 Medical Assistant, out-patient department.

The Hospital.

9. The Hospital worked during the course of the year somewhat in excess of its full complement of 354 beds, in spite of a constant and persistent check exercised on the admission of patients. The 354 beds are distributed as under :—

Department.	Male.	Female.	Children.	Total.
Medical	84	29	10	123
Surgical	84	29	14	127
Gynæcological	35	35
Ophthalmic	16	16	32
Aural	6	2	2	10
Skin and Venereal	6	2	8
Casualty	6	3	9
Isolation	6	4	10
Total	208	120	26	354

Equipment and Works.

10. The need of a diathermy apparatus and portable X-Ray apparatus having long been felt for the treatment of patients, both of them were purchased during the year under report at Rs. 1,200 and Rs. 2,755, respectively. Similarly the necessity of a complete outfit for electro-surgical operations having been felt for a long time, a suitable outfit was purchased at a cost of Rs. 1,935-3-0.

11. The need for the provision of Radium at this hospital still persists. The difficulties of the patients in the absence of Radium have been explained in the previous year's report. The number of patients reported to be suffering from cancer and other malignant growths during the year was 339 against 300 in the previous year. It is hoped that it will be possible before long to provide for this urgent and long-felt want. The modern methods of treating superficial cancers by Deep Therapy contact method of Prof. Henri Choul has been attracting attention lately and one hopes that, if Radium is not available, this new apparatus of Henri Choul's contact deep therapy apparatus which would roughly cost about Rs. 10,000 as against the much larger cost of Radium would at least be made available for the relief of some of the ravages of this fell disease.

12. A short wave medical diathermy apparatus is also another necessity of the hospital and should be provided at the earliest opportunity.

13. Arrangements are being made for the supply of more cardiac and Fowler position beds whose need in sufficient number has long been felt.

14. The necessity of a better type of operation table has also been felt for some time and sooner or later this will need to be provided. Owing to financial stringency, the provision for the purchase of the required operation table has been postponed from year to year.

15. Now that the hospital has a portable X-Ray apparatus, an X-Ray and Orthopaedic table will be of immense use for fracture cases. Such a table would facilitate the screening and taking skiagrams of fracture cases thus avoiding much unnecessary pain to them caused by repeated handlings.

16. To enable this Hospital to give more modern facilities of treatment to patients, it has become increasingly necessary, (1) to open the venereal wards which have been ready since 1930, (2) to consider the question of providing a separate ward for tubercular patients, (3) to construct a tonsil ward, and (4) to extend the electro-cardiograph room.

17. The venereal wards could not yet be opened due to the difficulty of providing the necessary funds for its equipment and maintenance, though the need for the wards has long since been recognised.

18. The ward for patients suffering from pulmonary tuberculosis is a necessity for a large teaching and public hospital like the King Edward Memorial Hospital in spite of the fact that the Maratha Hospital is specially entrusted with the work of treating tubercular patients suffering from an advanced lesion. The accommodation at the latter hospital has been found very short for the requirements of such patients. The number of such patients who attended this hospital was 962 against 460 in the previous year. Of the former figure, about 30 per cent. could be

admitted in the Maratha Hospital, Turner Sanatorium or otherwise, no provision being found there for the remaining. These patients cannot be kept in a general ward nor can they be allowed to remain at home to the serious risk to the health of the other inmates or the general public respectively. It is high time that a serious attention is paid to the alarming spread of this disease and that better accommodation is provided for their treatment whenever possible.

19. The other call on this hospital is a tonsil ward. Patients who are operated upon for tonsils and adenoids require to be detained normally for the day before they are discharged. There is no ward adjacent to the operation theatre where these patients could be kept and in consequence they have to be removed some distance to the main wards after operations. A fairly large number of these patients are young children from the school clinics held under the compulsory education scheme of the Municipality in this hospital, but with such a ward not only more work could be undertaken but better nursing facilities could be given to these patients. In aggregate 820 persons were operated for the removal of tonsils and adenoids during the period under report. The cost of such a ward would be about Rs. 10,000.

20. For patients suffering from heart diseases the electro-cardiographs are being taken in a room which is too small and too stuffy to meet with the requirements and comfort of such delicate cases. This room hence requires extension as early as possible involving a cost of about Rs. 3,000.

21. The extension of the office and the extension of the staff quarters are also getting more urgent day by day.

EXTENSION OF THE OFFICE—

The need for the extension of the Hospital office is being increasingly felt since 1928. The record of the hospital and particularly of the in-patients has been rapidly growing and with this growth and development of the institution a central place for records is getting more and more urgent.

EXTENSION OF THE STAFF QUARTERS.—

As no quarters were originally constructed for the clerks, compounders and engineering staff, arrangements for accommodating them has to be made by a re-shuffling of the residential buildings available. This has however been found inadequate and with the rapid development of the hospital it is now necessary to provide additional suitable quarters for the staff on the advent of normal times.

No. of patients treated during the year 1934 and total expenditure incurred during 1934-35.

22. The statistical tables attached to this report record in detail the number, attendance etc., in all the departments of the hospital and the number and nature of operations performed during the period under report. The following abridged summary shows the work carried out during the year 1934 as compared with that in the preceding year :—

Particulars.	Figures for the year 1934.	Figures for the year 1933.
(a) In-patients—		
1. Scheduled strength of beds	354	354
2. Daily average number of in-patients	354.9	354.5
3. Total No. of new in-patients treated	10,853	10,498
4. Average No. of days each patient was resident	11.9	11.0
(b) Out-patients—		
1. Total No. of new out-patients	72,036	71,754
2. Daily average No. of new out-patients	233.6	232.2
3. Total No. of out-patient attendance	2,12,434	2,07,811
4. Daily average No. of out-patient attendance	683.1	672.4
5. No. of casualty patients included in No. 1 above	10,322	9,569
(c) Operations—		
1. Total No. of operations on in-patients	3,477	3,465
2. Total No. of operations on out-patients	4,106	4,277

23. Among the patients treated in the hospital during the year 1934, the following cases may be mentioned as of special interest :—

1. Roadside cases brought by the Police	53
2. Tetanus	102
3. Motor accidents (of whom 107 were admitted as in-patients)	416
4. Burns.	195

24. Out of the 195 cases of Burns attended to in the out-patient department, 90 cases were admitted into the hospital as in-patients during the year under report. The reasons for accidents in these cases were as follows :—

1. Segree	18.	5. Electrical	2.
2. Stove	16.	6. Crackers	1.
3. Hot water, etc.	20.	7. Explosives	12.
4. Lamp	6.	8. Minor Causes	15.

90.

25. Out of the total number of 11,206 patients (10,853 admitted during the year under report and 353 previous year's balance continuing treatment during the year under report) under treatment in the hospital, 4,198 were cured, 4,233 were discharged as relieved, 1,374 either absconded or left the hospital against medical advice and 1,044 died, leaving a balance of 357 patients at the end of the year. Out of the 1,044 deaths, 370 died within the first 24 hours of admission, 101 after 24 hours and within 3 days of admission, and the remaining 573 after 3 days of their admission into the Hospital.

26. The total expenditure incurred on the maintenance of the hospital during the year 1934-35 including the liabilities outstanding at the end of the year approximately amounts to Rs. 4,77,285. This expenditure includes the cost of the maintenance and treatment of in-patients, the cost of the out-patient department, of the resident medical, nursing and menial staff as well as that of the administration, and of the maintenance and repairs of buildings.

27. The following table showing the cost of maintaining the hospital in the last five years would indicate how with care and economy this cost has been steadily brought down in spite of the increase made in certain establishment from time to time to cope with the increased work of the hospital. In the course of five years, the annual cost has been reduced by the sum of about Rs. 50,000 without appreciably impairing the efficiency or the utility of the Hospital.

Year.	Scheduled No. of beds.	Daily average No. of in-patients.	Cost.
			Rs.
1930-31.	354	368.4	5,26,572
1931-32.	354	372.8	5,20,321
1932-33.	354	360.2	5,27,418
1933-34.	354	354.5	4,86,689
1934-35.	354	364.9	4,77,285

The above figures of cost include the actual expenditure incurred during the course of the year and the liabilities outstanding at the close of the year, for each year successively.

28. From the subjoined table it would be seen that the cost per in-patient, per day, has been reduced to Rs. 2-13-7 in the year under report from Rs. 3-0-8 in the previous year. Reduction to the extent of Rs. 0-3-1 is due to the lower cost incurred under the following heads, partly as a result of the favourable prices obtained for the various articles of diets, drugs, dressings, stores, provisions for the Nurses' Mess, and partly due to the fact that certain essential items of expenditure in the way of repairs to buildings or purchase of necessary equipment could not be incurred owing to financial stringency. The shortage of expenditure under the latter head cannot really be called 'savings'. It only means delayed expenditure which must await better times.

Amount of reduction in cost,
per patient, per day.

	Rs.	a.	p.
1. Diets	0	1	0
2. Drugs, dressings, etc.	0	0	6
3. Stores and linen.	0	0	1
4. Establishment	0	0	9
5. Repairs and maintenance	0	0	9
Total	0	3	1

29. As regards the out-patients, the cost per out-patient admission has been Re. 1-5-0 in the year under report as against Re. 1-4-8 in the previous year. The cost for each out-patient attendance works out at Re. 0-7-2, i. e. Re. 0-2-5 per medicine day, including the cost of drugs surgical dressings, skiagrams, establishment charges, etc.

30. The following table illustrates the relative cost of in-patients and out-patients, per patient, per day, during the year 1934-35 and 1933-34 respectively :—

Particulars.	1934-35.	1933-34.
	Rs. a. p.	Rs. a. p.
(a) Average cost per in-patient, per day	2 13 7	3 0 8
(b) Average cost of diet per in-patient, per day	0 5 9	0 6 9
(c) Average cost per in-patient admission	34 8 11	36 2 3
(d) Average cost per out-patient attendance	0 7 2	0 7 2
(e) Average cost per out-patient admission	1 5 0	1 4 8

31. The details of the cost per in-patient, per day, for the years 1934-35 and 1933-34, respectively, will be seen from the following table :—

Year.	Diets.	Drugs, dressings, etc.	Stores and linen.	Heating and lighting.	Miscellaneous.	Establishment.	Repairs to buildings and engineering.	Total.
	Rs. a. p.	Rs. a. p.	Rs. a. p.	Rs. a. p.	Rs. a. p.	Rs. a. p.	Rs. a. p.	Rs. a. p.
1934-35	0 5 9	0 5 6	0 3 1	0 2 10	0 2 1	1 7 10	0 2 6	2 13 7
1933-34	0 6 9	0 6 0	0 3 2	0 2 10	0 2 1	1 8 7	0 3 3	3 0 8

32. The following table gives the average cost of every new out-patient admission completely treated during the year under report, in comparison with that for the previous year :—

Year.	Drugs, dressings, etc.	Sores and Linen.	Heating and lighting.	Miscellaneous.	Establishment.	Repairs to buildings and engineering.	Total.
	Rs. a. p.	Rs. a. p.	Rs. a. p.	Rs. a. p.	Rs. a. p.	Rs. a. p.	Rs. a. p.
1934-35	0 8 5	0 0 10	0 0 7	0 0 5	0 10 3	0 0 6	1 5 0
1933-34	0 8 1	0 0 11	0 0 7	0 0 5	0 10 1	0 0 7	1 4 8

33. As stated in the last year's report, the arrangement of admitting unclaimed patients from the hospital made with the Committee of the Helpless Beggars' Camp has been continued on payment of a contribution of Rs. 8,000 for the year under report by the Municipal Corporation. This has served as an effective check on the relatives of patients who evade removal of the discharged patients and has thus been a real help in the discharge of otherwise unclaimed patients from the wards and to that extent the arrangement has been of assistance in relieving congestion in the hospital. The number of patients transferred to the Helpless Beggars' Camp during the period under report was 92 as against 117 in the previous year. But as stated above the utility of this facility is not to be judged merely from the number of patients actually transferred to that Camp.

34. Arrangements made with the Maratha Hospital and the Turner Sanatorium for the transfer of patients suffering from Pulmonary Tuberculosis were continued during the period under report. As many as 295 patients suffering from advanced Phthisis were transferred to the Maratha Hospital and 7 cases of early Pulmonary Tuberculosis to the Turner Sanatorium. Facilities for the transfer of some cases of Diarrhoea and Dysentery to the Arthur Road Hospital are availed of whenever necessary and 156 cases were so transferred during the course of the year.

35. It may be mentioned that the highest number of out-patient attendance on any particular day during the year 1934 was 926, the highest number of new admissions in the outdoor department on a single day being 333. The highest number of old cases treated on a single

day was 660, the highest number of casualty cases on one day was 62 and the highest number of inpatients admitted on any one day was 60. The highest number of in-patients under treatment on any particular day was 417.

Training of Medical Assistants in charge of Municipal Dispensaries in the treatment of Leprosy cases.

36. On the Corporation deciding to utilize the Municipal dispensaries in charge of the Health Department as the centres of treatment for patients suffering from Leprosy, arrangements were made for the practical training of the Medical Assistants in their charge in Leprosy work at the King Edward Memorial Hospital. This was done by deputing these officers in batches of two for instruction at this hospital for periods of three months by turn. 12 Medical Assistants have accordingly completed the course of Leprosy training during the course of the year under report and the remaining will do so in due course.

Nursing Staff.

37. The arrangement of sending three nurses from this hospital to the Arthur Road Hospital every 2 months was continued during the year under report.

38. The following are the results of the probationer nurses in this hospital who appeared for the nursing examinations held by the Bombay Presidency Nursing Association during the period under report :—

Examination.	September 1934.		March 1935.	
	Appeared.	Passed.	Appeared.	Passed.
First examination	19	12	11	7
Second examination	9	7	7	6

39. The cost of the nursing establishment works out at Rs. 80-6-2 per nurse, per month. It includes not only the cost on salaries, uniform and dhobie allowances and honoraria paid to the medical staff giving instruction in the nursing school, but also their mess charges as also the cost incurred under gas and electric energy consumed and of repairs to their quarters, household linen and crockery, etc., etc., but not of quarters provided to the menial staff and of provident fund contributions. On a similar basis, the cost in the preceding year would work out at Rs. 83-9-6.

40. Two nurses were spared to assist in the collection of funds on the 'Special Hospital Race Day' arranged by the Hospital Maintenance Fund Committee through the Western India Turf Club on the 23rd January 1935. The help rendered by them in the collection of funds was highly appreciated by the said Committee.

Conference of Nurses.

41. The Annual Conference of the All-India Trained Nurses' Association was held in Bombay at the Goculdas Tejpal Hospital in November 1934. The Conference was opened and addressed by Lady Brabourne. Some Sisters of this hospital are members of the All-India Trained Nurses' Association. A Students' Unit of this Association is also maintained in this hospital. The Conference had arranged to hold as usual an exhibition of models and drawings prepared by the student nurses called "the Student Nurses, Exhibition." This year the exhibition was opened by Mrs. Marion McCarthy, the then Matron of this Hospital. The following student nurses of this hospital were awarded prizes for the drawings and models prepared by them :—

1. Miss C. B. DeMello, 3rd year Nurse, 1st prize in drawing.
2. Miss E. DeMello, 1st year Nurse, 1st prize in model ward.

Nurses' Welfare Fund.

42. The Nurses' Welfare Fund inaugurated for the promotion of the welfare of the nursing staff of the hospital has proved beneficial to them. Under the auspices of the Fund, four socials and two picnics were arranged during the year. The thanks of the nursing staff are due to Mrs. Kirpalani, Mrs. Chandavarkar, Mrs. Deshmukh, Mrs. Gilder, Mrs. Erulkar, Mrs. Raiji

and Mrs. Cooper for their keen interest in the welfare of the nursing staff during the year under report, and to all those firms and individuals who have contributed towards its funds, particularly Messrs. Mackinnon Mackenzie & Co., who have not only contributed the sum of Rs. 500 during the year but also provided launches for picnics to Mandwa on two occasions for the nurses during the year.

43. The total collections to the Fund by way of members' subscriptions, donations and interest amounted to Rs. 2,397-3-6. This included a donation of Rs. 500 from Messrs. Mackinnon Mackenzie & Co. out of the proceeds of the sale of Visitors' Passes to board the Company's steamers referred to in the preceding paragraph. The expenditure amounted to Rs. 473-7-8.

44. Thanks are also due to the Proprietors of the *Nawa-kal*, the *Times of India Illustrated Weekly*, the *Jame-Jamshed* and the *Kaiser-I-Hind*, for the supply, free of charge, of one copy, each, of these Journals for the use of the nursing staff during the year under report as also to Messrs. Kirloskar Bros., Ltd., Proprietors of the monthly magazines of *Kirloskar* and *Stree* for supplying a complimentary copy of each of these Journals for the use of the nursing staff in response to the appeal sent to them.

School Clinic.

45. The treatment of school children attending the Municipal primary schools was continued during the year under report and 2,235 children were treated in the different departments of the hospital against 2,080 in the preceding year, as under :—

	1934-35.			1933-34.		
	New admissions.	Old cases.	Total attendance.	New admissions.	Old cases.	Total attendance.
Medical and Surgical	570	1,711	2,281	559	1,975	2,534
Aural	387	383	770	567	379	946
Ophthalmic	329	1,089	1,418	434	2,001	2,435
Dental	384	230	614	297	325	622
Skin	565	1,013	1,578	223	869	1,092
	2,235	4,426	6,661	2,080	5,549	7,629

46. 143 children were operated upon in the Aural department. 4 were admitted in the surgical wards and were treated for appendicitis, bleeding from the ear after a fall, motor accidents and thrombophlebitis. 4 children were admitted in the medical wards for continuous fever, mitral regurgitation, tape worms and X-Ray investigation. In the Ophthalmic department 2 major operations, 15 minor operations and one tattooing of the Cornea were performed. 135 glasses were prescribed. 7 X-Ray plates were taken in addition to the number of screenings done for diagnostic purposes. Deep X-Ray therapy was given to 3 children and Ultra violet rays to 4. Laboratory investigations were done in the case of 14 children. The cost amounted to Rs. 8,514 and the work was carried out on very economical lines as can be judged from the number of children treated in the various departments and the total attendance therein as shown above. A detailed report of the School Clinic Work has been submitted to the Schools Committee which publishes it annually.

Poor Box Charity Fund.

47. The Poor Box Charity Fund from which relief is rendered to poor patients providing them with spectacles, crutches, trusses, artificial limbs, travelling expenses, etc., has received steady support from the public and from the patients who have been benefited by their attendance at the hospital as can be seen from the Statement of Accounts published in Appendix No. 15.

48. The Lightfoot Refrigeration Co., Ltd., continued the free supply of oxygen to the hospital during the period under report. This continued generous help is much appreciated. It may however be mentioned that the oxygen business of the Lightfoot Refrigeration Co. has recently been taken over by the Indian Oxygen and Acetylene Co., Ltd., Calcutta, who have also generously intimated their pleasure to grant the free supply of oxygen.

49. The following major donations, gifts, etc., were acknowledged with thanks during the period under report :—

	Rs.	a.	p.
1. The British India Steam Navigation Co., Ltd.	1,100	0	0
2. The Burmah-Shell Oil Storage and Distributing Company of India.	450	0	0
3. Messrs. General Motors India Ltd.	400	0	0
4. The Secretary, Millowners' Association	400	0	0
5. The Secretary, Bombay Electric Supply and Tramways Company, Limited	300	0	0
6. The Secretary, N. M. Wadia Charities, Bombay	250	0	0
7. Mrs. Mahadibai	225	0	0
8. Dr. D. R. Desai (for Diathermy apparatus)	151	0	0
9. Dr. B. A. Vaidya	151	0	0
10. The Manager, Kohinoor Mills	100	0	0
11. Messrs. Finlay Mills Ltd.	100	0	0
12. Messrs. Swan Mills Ltd.	100	0	0
13. Mr. Bartholomes on behalf of the Goanese members of the crew of S.S. " Viceroy of India "	80	0	0
14. Messrs. Haverø Trading Company, Limited	75	0	0
15. Mr. Huseinbhoj Gulam Husein (for wooden stools)	51	0	0
16. Dr. A. C. Rebello, D.T.M. & H. (Lond.)	51	0	0
17. The Manager, Bharat Rubber Works	51	0	0
18. R. S. Dadachanji, Esqr.	51	0	0
19. Bhukandas B. Desai, Esqr.	50	0	0
20. Krishnaraj M. D. Thackersey, Esqr.	50	0	0
21. The Manager, Toyo Podar Cotton Mills Co., Ltd.	50	0	0
22. S. G. Kantak, Esqr.	50	0	0
23. M. A. Rahiman, Esqr.	50	0	0
24. Mrs. Teresa Roach	Ten Gramophone records.		
25. N. P. Shah, Esqr.	One Hæmometer complete.		
26. Nanikram Rochiran, Esqr.	One Potain's Aspirator.		
27. A. R. D'Sousa, Esqr.	12 wooden stools.		

Hospital Pharmacopœia.

50. All the available copies of the Hospital Pharmacopœia having been exhausted, arrangements have been made to print 1,000 copies of the Pharmacopœia with the Basel Mission Press of Mangalore. These are expected to be ready shortly.

Gifts.

51. Mrs. Laxmibai Kane of Nagpur offered to present 20 electric clocks of the manufacture of Messrs. Swadeshi Electric Clock Manufacturing Company of Bombay to this hospital in memory of her deceased son Mr. Gopal Waman Kane who graduated himself for the degrees of M.B.B.S. from the Seth G. S. Medical College and who, after holding a medical appointment on the staff of the King Edward Memorial Hospital, died in this hospital in January 1933. The gift was thankfully accepted and the clocks have been provided in this hospital.

52. The Swadeshi Electric Clock Manufacturing Company presented an Electric Master Clock to the hospital, which was gratefully accepted.

The College.

53. During the year under report, 80 fresh admissions were made in June 1934, thanks to the University having agreed to increasing the admissions from 70 to 80 a year in the first year class. Originally the University had agreed to permit the admission of 60 students annually, to the first year class, which number was subsequently increased to 70 in the year 1931.

60. The number of regular students on the college roll at the end of the year was 389 (including 28 lady students) as shown below :—

		Lady students.
1st M.B.B.S. first year	79	4
1st M.B.B.S. second year	60	3
2nd M.B.B.S. third year	59	4
3rd M.B.B.S. fourth year	64	4
3rd M.B.B.S. fifth year	126	13
B.Sc.	1	..
Total No. of regular students	389	28
Postgraduates	10	2
Grand Total ..	399	30

Examinations.

61. The results of the various examinations for which the students were sent up, are tabulated below :—

Examinations.	Candidates sent up.	No. passing the whole examination.
1st M.B.B.S. April 1934	48	19
Dec. 1934	93	39
2nd " April 1934	55	28
Dec. 1934	62	42
3rd " April 1934	75	23
Dec. 1934	81	22
M.D.	5	1
M.S.	4	1

Annual Cost and Revenue.

62. The total expenditure for the year under review on account of the college and the hostel including the liabilities outstanding at the end of the year comes to Rs. 2,26,117. The revenue of the college in the form of tuition fees, hostel rent and miscellaneous receipts amounted to Rs. 99,840 the corresponding figures of expenditure and income for the previous year being Rs. 2,14,149 and Rs. 93,327 respectively. Fees received from the postgraduate students amounted to Rs. 1,815. Now that the college has been in existence for 10 years, the following table regarding the gross and net cost to the Municipal Corporation, per student, will be an interesting reading. The cost has been steadily brought down year by year. With the recent increase in the admission of students in the first year class, it is hoped to bring down the gross cost to Rs. 500 and the net cost to less than Rs. 300, per student, per year, in the course of the next two to three years.

Year.	Gross cost per student.	Net cost per student.
	Rs.	Rs.
1925-26	6,245	6,024
1926-27	1,798	1,471
1927-28	1,487	1,191
1928-29	1,134	842
1929-30	962	700
1930-31	873	572
1931-32	789	515
1932-33	678	414
1933-34	590	333
1934-35	582	325

Museum.

63. The Museum building is now brought into use and Anatomical and Pathological specimens are being housed therein.

64. To Mr. D. S. Laud, G.B.V.C., F.Z.S., F.R.H.S. (Lond.), the Superintendent, Municipal Gardens, best thanks are due for continuing to send a number of animals dying in the Victoria Gardens for the Pathological and the comparative Anatomy sections of the Museum. The skeleton of the elephant which was presented to the Victoria Gardens by His Highness the Maharaja of Baroda in the year 1900, and which suddenly died on the 11th September 1934 is now being prepared for mounting in the Museum.

Library.

65. During the year under report, 158 new books were purchased and 67 volumes were added to the Library in the form of bound volumes of periodicals, etc., as against 181 books and 50 volumes in the preceding year; while 209 medical books were presented to the Library, as against 84 during the last year. The number of books issued for reading was 8,395 as against 6,734 in the previous year.

Students' Hostel.

66. The number of students resident in the hostel during the year under report, was 134. The total expenditure on the hostel was Rs. 8,830, the revenue in the way of fees being Rs. 14,832.

Gymkhana.

67. The College Gymkhana took part in the Inter-Collegiate tournaments during the year under report and were runners up in the Hockey and Tennis doubles in the Inter-Collegiate tournaments. The Hockey Team won the Dr. Vijayakar Hockey Cup in the Inter-Collegiate Hockey Tournament.

68. The College Gymkhana urgently requires a pavilion for the use of students. - It is expanding in all its departments, but is seriously handicapped in these activities for want of a central place of its own where the students can assemble and arrange their sports. The Gymkhana can hardly afford to save anything out of its revenue received by way of members fees. A sum of Rs. 10,000 has been set apart for the purpose of the pavilion and a further sum of at least Rs. 20,000 is required for this purpose and it is hoped that the philanthropic public will show their generosity by responding to the appeals of the Gymkhana Pavilion Committee for the required funds to enable the Gymkhana to have its Pavilion in the near future.

Donations.

69. During the year under report two donations were received for the award of prizes to the students of the Seth Gordhandas Sunderdas Medical College. The first of these was from Mrs. Laxmibai Kane who donated a sum of Rs. 1,425 for the award of a Gold Medal every year to the regular student of the Seth Gordhandas Sunderdas Medical College passing the third M.B.B.S. examination on certain specified conditions in memory of the death of her son the late Dr. Gopal Waman Kane, who graduated from the Seth Gordhandas Sunderdas Medical College and died in the King Edward VII Memorial Hospital after a short illness. The second was from Mr. B. N. Dhume whose son was a regular student of the Seth Gordhandas Sunderdas Medical College and died in the year 1930, for the endowment of a prize of about Rs. 35 to a newly admitted student of the Seth Gordhandas Sunderdas Medical College on certain terms and conditions specified by him. Both these donations were gratefully accepted.

70. In conclusion, I would like to express my thanks to the Honorary, Professorial and the other staff for their valuable work and willing co-operation during the year under report, as also to the Principal Medical Officer, Nowrosji Wadia Maternity Hospital, for the increased facilities he has arranged to give for the instruction of the students of this College in obstetrics, ante-natal work and infant hygiene.

I have the honour to be,
Sir,
Your most obedient servant,

JIVRAJ N. MEHTA,
Dean.

INDEX OF APPENDICES.

- APPENDIX No. 1. List of the teaching staff in the College and Hospital.
- „ 2. Summary of in-patients and their classification as per departments.
- „ 3. Summary of out-patients and their classification as per departments.
- „ 4. Chart illustrating In and Out-patient admissions by months.
- „ 5. Summary of patients according to sex, age and caste, with a chart illustrating this summary.
- „ 6. Summary of patients according to the nature of diseases.
- „ 7. Classification of operations in the surgical department.
- „ 8. Classification of operations in the Gynæcological department.
- „ 9. Classification of operations in the Ophthalmic department.
- „ 10. Classification of operations in the Ear, Nose and Throat department.
- „ 11. X-Ray and Electro-therapy Report.
- „ 12. Skin and Venereal department Report.
- „ 13. Clinical Laboratory Report.
- „ 14. Electro-cardiograph department Report.
- „ 15. Poor Box Charity Fund—statement of accounts.

APPENDIX No. 1.

THE SENIOR TEACHING STAFF IN THE COLLEGE AND HOSPITAL.

Dean.

JIVRAJ N. MEHTA, M.D. (Lond.), M.R.C.P. (Lond.), F.C.P.S. (Bom.).

Professor of Anatomy.

R. P. KOPPIKAR, M.S. (Bom.), F.C.P.S. (Bom.).

Asstt. Professor of Anatomy and Embryology.

G. M. KURULKAR, M.B.B.S. (Bom.).

Professor of Physiology.

S. P. NIYOGI, M.Sc., M.B. (Cal.).

Assistant Professor, Bio-chemistry.

V. N. PATWARDHAN, M.Sc. (Bom.), Ph.D. (Lond.), A.I.I.Sc.

Assistant Professor of Physiology.

A. FERNANDEZ, M.B.B.S. (Bom.).

Professor of Pharmacology and Materia Medica

A. S. PARANJPE, M.D. (Heidelberg.), D.T.M., Ch.B.

Professor of Pathology and Bacteriology.

V. R. KHANOLKAR, B.Sc. (Lond.), M.D. (Lond.).

Asstt. Professor of Pathology and Bacteriology.

R. G. DHAYAGUDE, M.D. (Bom.).

R. G. MODAK, M.D. (Bom.).

Hon. Physicians and Lecturers in Medicine.

M. D. D. GILDER, B.A., M.D. (Lond.), F.R.C.S. (Eng.), F.C.P.S. (Bom.).

P. C. BHARUCHA, M.D., B.S. (Lond.), F.C.P.S. (Bom.).

A. S. ERULKAR, M.D., B.S. (Lond.), F.C.P.S. (Bom.).

P. T. PATEL, M.D. (Lond.), M.R.C.P. (Lond.), D.T.M. & H. (Cantab.), F.C.P.S. (Bom.).

L. D. DHAWALE, B.A. (Allahabad), M.D. (Bom.).

JIVRAJ N. MEHTA, M.D. (Lond.), M.R.C.P. (Lond.), F.C.P.S. (Bom.).

Honorary Assistant Physician.

S. G. VENGSAKAR, M.D. (Bom.), on leave.

N. D. PATEL, M.D. (Lond.), M.R.C.P. (Lond.), (*Acting*).

Honorary Surgeons and Lecturers in Surgery.

G. V. DESHMUKH, M.D. (Lond.), F.R.C.S. (Eng.).

A. P. BACHA, F.R.C.S. (Eng.).

R. N. COOPER, M.S. (Lond.), F.R.C.S. (Eng.), F.C.P.S. (Bom.).

T. O. SHAH, F.R.C.S. (Eng.), F.C.P.S. (Bom.).

V. M. KAIKINI, B.A., M.B.B.S. (Bom.), F.R.C.S. (Edin.).

Hon. Surgeon and Lecturer in Ear, Nose and Throat.

H. D. GANDHI, M.B.B.S. (Bom.), F.R.C.S. (Edin.).

Honorary Assistant Surgeons.

A. V. BALIGA, F.R.C.S. (Eng.).

K. G. MUNSIF, M.B.B.S. (Bom.), F.R.C.S. (Eng.).

G. M. PHADKE, M.B.B.S. (Lond.), F.R.C.S. (Eng.).

Hon. Gynæcologists and Lecturers in Gynæcology and Obstetrics.

N. A. PURANDARE, M.D. (Bom.), F.C.P.S. (Bom.).

H. D. DESAI, M.D. (Bom.), F.C.P.S. (Bom.).

MANGALDAS V. MEHTA, O.B.E., B.A., F.C.P.I., F.C.P.S., Ex-Officio Hon. Lecturer in Obstetrics.

Hon. Assistant Gynæcologist.

MISS. P. C. DAROOWALLA, M.D. (Bom.).

Hon. Ophthalmic Surgeons and Lecturers in Ophthalmology.

R. P. RATNAKAR, D.O. (Oxon.), D.O.M.S. (Lond.), D.Ch. O. (L'pool.), F.C.P.S. (Bom.)

G. T. MODY, M.B.B.S. (Bom.), D.O. (Oxon.).

Hon. Dental Surgeons and Lecturers in Dentistry.

H. G. MOGHE, L.M. & S. (Bom.), L.D.S., R.C.S. (Eng.).

D. M. DESAI, L.D.S., R.C.S. (Eng.).

Hon. Dermatologist and Lecturer in Dermatology and Venereology.

A. C. REBELLO, M.B.B.S. (Bom.), D.T.M. & H. (Lond.).

Hon. Radiologist and Lecturer in Radiology and Electro-Therapy.

J. L. DESAI, M.B.B.S. (Bom.), D.M.R.E. (Cantab.).

Hon. Assistant Radiologist.

Z. J. JOSEPH, M.D. (Bom.), (on leave).

Hon. Anæsthetist and Lecturer in Anæsthetics.

M. N. DESAI, M.B.B.S. (Bom.).

Hon. Lecturer in Medical Jurisprudence and Toxicology.

KHAN BAHADUR A. K. TURNER, L.M. & S. (Bom.), F.C.P.S. (Bom.).

Hon. Lecturer in Hygiene and Preventive Medicine.

J. S. NERURKAR, B.Sc., L.M. & S. (Bom.), D.P.H. (Cantab.).

APPENDIX No. 2.

Summary of in-patients classified as per departments for the year 1934.

During the period under review, 10,853 new in-patients were admitted into this hospital, of whom 6,998 were men, 2,686 were women and 1,169 were children (692 male and 477 female). The distribution of in-patients in the various departments is summarised as under:—

Name of department.	Adults.		Children.		Total
	Male.	Female.	Male.	Female.	
Medical	3,148	885	211	131	4,375
Surgical	2,678	641	184	111	3,614
Ophthalmic	369	230	18	10	627
Gynæcological		543	8	6	557
Dental	3	3			6
Skin and Venereal	195	58	11	7	271
Aural	605	326	260	212	1,403
Total	6,998	2,686	692	477	10,853

APPENDIX No. 3.

Summary of out-patients classified as per departments for the year 1934.

There were 72,636 new admissions, and the total attendance in the out-patients and casualty department was 2,12,434 as tabulated below. It may be mentioned that quite a large number of patients were referred for consultation and treatment from one department to another. Cases so referred or transferred are generally not shown as separate admissions. For the sake of comparison, it may also be mentioned that with a view to maintaining continuity of treatment, the same outdoor case paper is issued wherever possible, to a patient returning to the out-patient department even after a few months' absence or after his discharge as an in-patient, with the result that the subjoined table shows comparatively less work than what is actually carried out in each department.

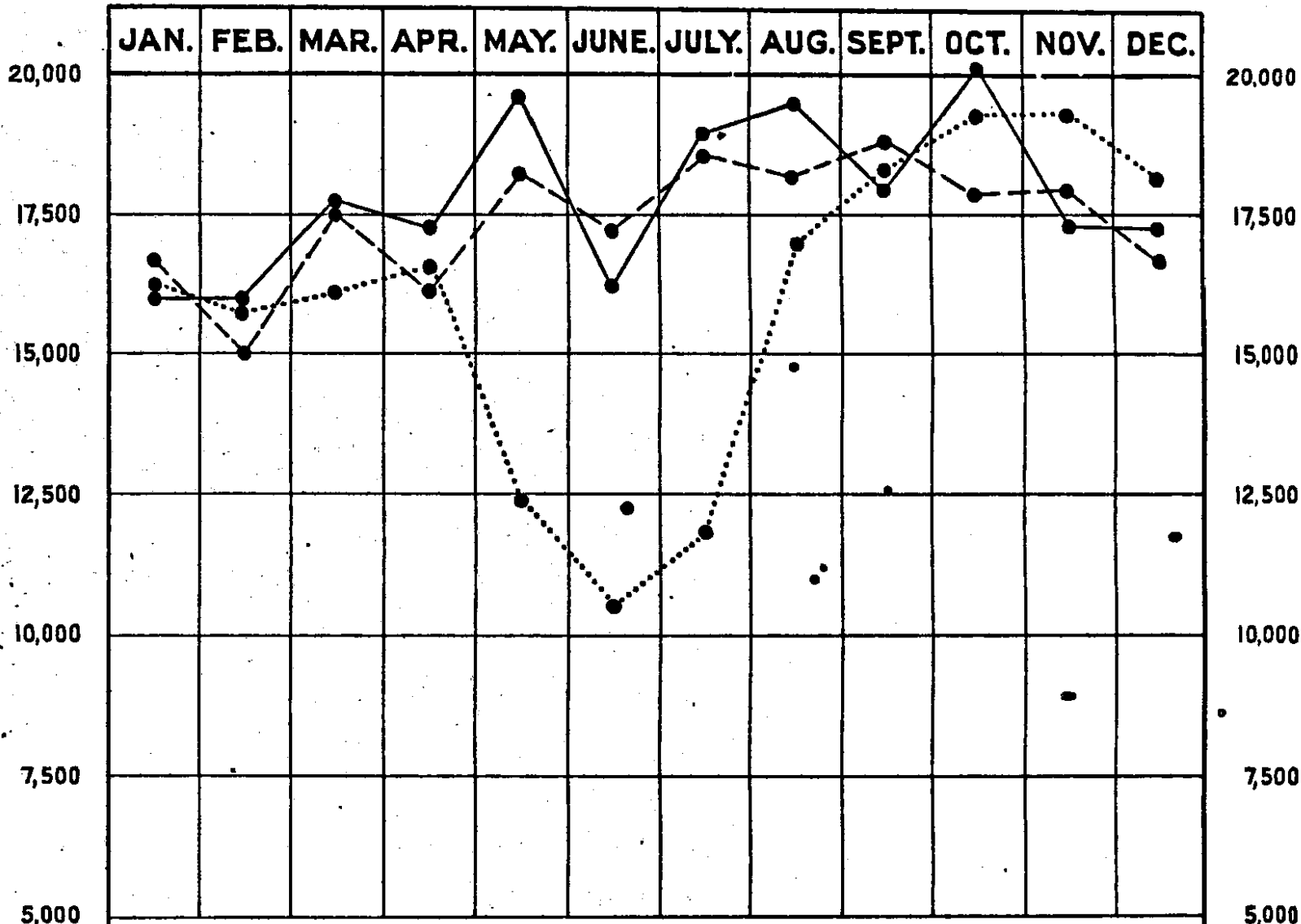
N. B.—Even though an out-patient may get three or four days' medicine at each attendance, his attendance has been counted as one attendance only, it being generally found that the medicine, etc., prescribed at each outdoor attendance represent about 3 "medicine days" on an average.

Name of department.	New admissions.	Old cases.	Total Attendance.
Medical	27,026	40,979	68,005
Surgical	20,306	40,965	61,271
Ophthalmic	5,724	9,972	15,696
Gynæcological	2,251	5,777	8,028
Dental	4,010	1,819	5,829
Skin and Venereal	8,377	30,150	38,527
Aural	4,942	10,136	15,078
Total	72,636	1,39,798	2,12,434

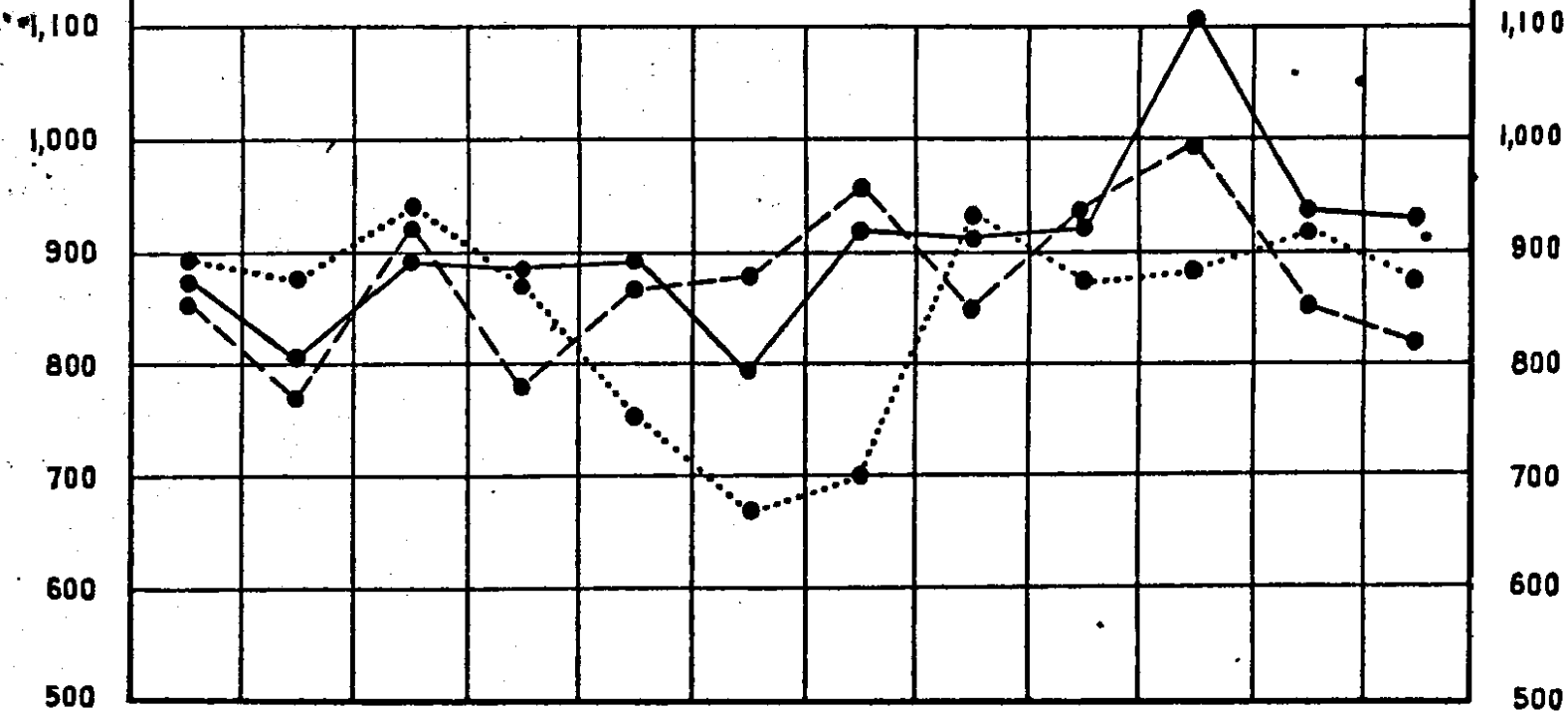
APPENDIX 4.

CHART ILLUSTRATING OUT-PATIENT ATTENDANCE AND IN-PATIENT ADMISSIONS BY MONTHS FOR THE YEARS 1932, 1933 & 1934.

OUT-PATIENT ATTENDANCE.



IN-PATIENT ADMISSIONS.



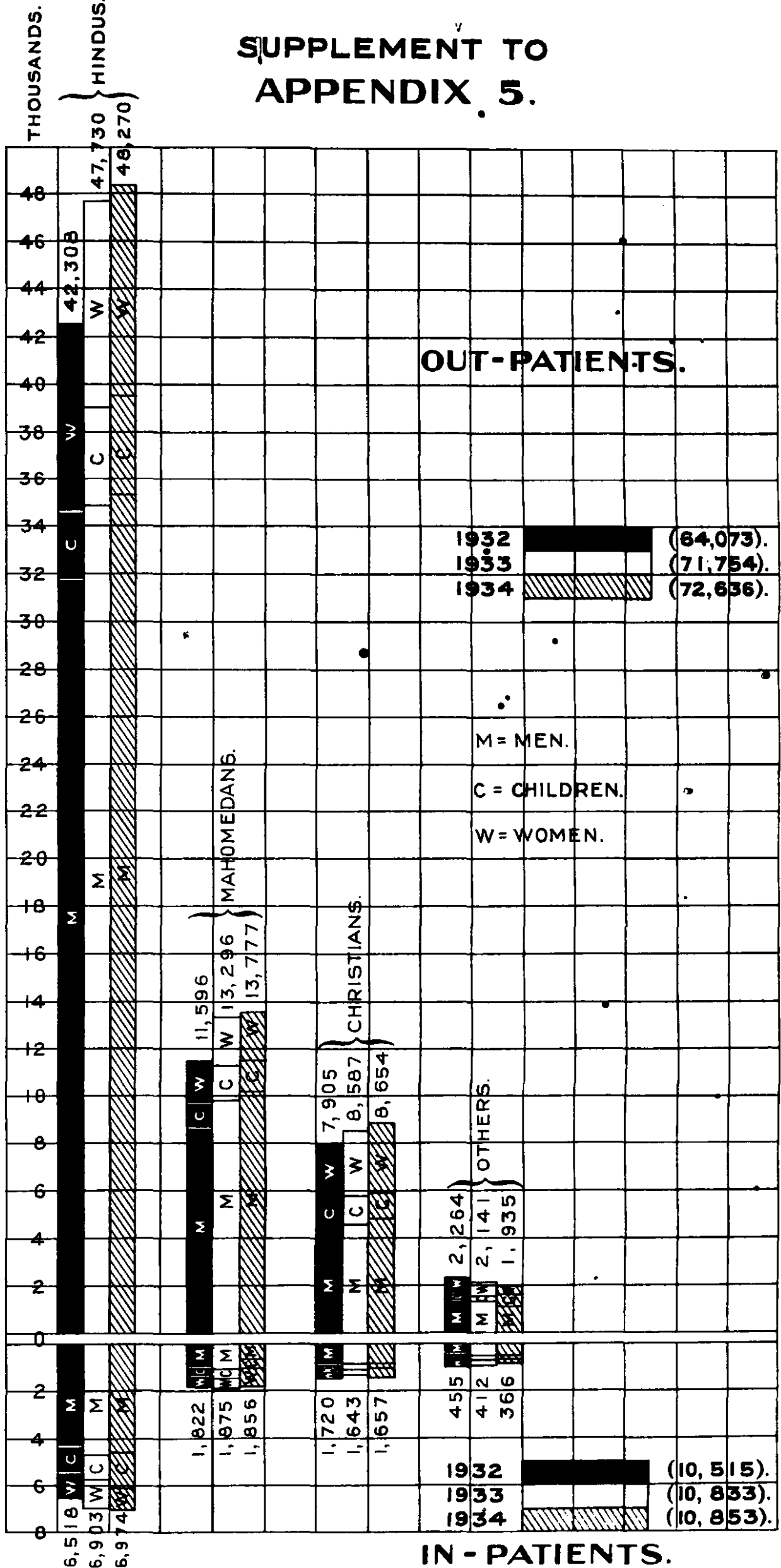
1932
 1933 - - - -
 1934 ————

APPENDIX No. 5.

Summary of patients treated at the King Edward VII Memorial Hospital according to Sex, Age and Caste, with results for the year 1934.

	Hindus.				Mahomedans.				Christians.				Others.				Total.				Total of patients.	
	Men.	Women.	Children.		Men.	Women.	Children.		Men.	Women.	Children.		Men.	Women.	Children.		Men.	Women.	Children.			
			Male.	Female.			Male.	Female.			Male.	Female.			Male.	Female.						
Remained In-patients.	171	64	8	6	29	16	2	4	19	21	2	2	5	4	224	105	12	12	353	
Admitted	In-patients.	4,749	1,553	394	278	1,284	398	107	67	803	603	152	99	162	132	39	33	6,998	2,686	692	477	10,853
	Out-patients.	35,660	8,362	2,570	1,678	10,205	2,335	736	501	4,725	2,895	560	474	899	717	180	139	51,489	14,309	4,046	2,792	72,636
Total treated	In-patients.	4,920	1,617	402	284	1,313	414	109	71	822	624	154	101	167	136	39	33	7,222	2,791	704	489	11,206
	Out-patients.	35,660	8,362	2,570	1,678	10,205	2,335	736	501	4,725	2,895	560	474	899	717	180	139	51,489	14,309	4,046	2,792	72,636
Discharged cured .. In-patients.	1,672	556	188	130	432	147	64	40	337	293	106	64	61	51	30	27	2,502	1,047	388	261	4,198	
Relieved In-patients.	1,991	603	108	61	569	141	14	15	312	238	29	15	71	57	5	4	2,943	1,039	156	95	4,233	
Discharged other-wise or absconded	In-patients.	555	241	62	56	159	67	20	13	91	50	10	11	18	17	3	1	823	375	95	81	1,374
	In-patients.	536	155	33	28	114	42	8	2	66	28	7	8	10	5	1	1	726	230	49	39	1,044
Remaining .. In-patients.	166	62	11	9	39	17	3	1	16	15	2	3	7	6	228	100	16	13	357	

SUPPLEMENT TO APPENDIX 5.



FIGURES IN BRACKETS REPRESENT TOTAL NUMBER OF PATIENTS TREATED IN THE YEARS 1932, 1933 & 1934 RESPECTIVELY

APPENDIX No. 6.

Summary of patients treated according to nature of diseases for the year 1934.

Names of Diseases.	In-patients.								Out-patients & casualty cases admitted.	
	Re-mained.	Admitted.	Total.	Discharged.						
				Cured.	Re-lieved.	Other-wise.	Died.	Remain-ing.		
<i>Diseases caused by Infection.</i>										
Cholera, Asiatic	1	1	1	10
Dysentery	4	146	150	55	58	11	23	3	907	
Enteric Fever	3	103	106	47	8	9	30	3	186	
Gonococcal infection	4	45	49	4	41	3	..	1	1,091	
Syphilis (Primary and Secondary).	6	80	86	6	59	15	2	4	1,080	
Kala Azar	
Leprosy	2	2	2	96	
Malaria	7	500	507	235	236	14	15	7	4,292	
Plague	3	
Influenza	1	168	169	118	48	2	..	1	764	
Relapsing Fever	
Pneumococcal infection of the lungs	7	354	361	202	27	14	103	15	423	
Pyrexia of uncertain origin	2	16	18	3	11	1	1	2	484	
Rheumatic Fever	2	40	42	14	20	3	2	3	557	
Small Pox	3	3	3	8	
Tuberculosis of the lungs	131	131	..	42	74	14	1	962	
Other tubercular Diseases	19	258	277	62	102	71	27	15	445	
<i>Animal Parasites.</i>										
Ankylostoma	41	41	6	28	7	37	
Round Worms	8	8	1	5	2	46	
Other Worms	1	73	74	25	41	6	1	1	3,499	
All other infective diseases	8	196	204	69	23	22	79	11	282	
<i>Other General Diseases.</i>										
Anæmia	22	357	379	24	225	57	60	13	1,002	
Diabetes	4	59	63	2	46	9	5	1	63	
Scurvy	1	1	1	10	
Beri-Beri	2	2	..	2	3	
Rickets	11	11	..	6	3	1	1	136	
Other diseases due to disorders of nutrition and metabolism	
Diseases of the ductless or endocrine glands	1	10	11	3	4	2	1	1	29	
<i>New Growth.</i>										
Non-malignant	1	101	102	56	22	15	4	5	221	
Malignant	13	239	252	36	83	72	47	14	275	
All other general diseases	4	100	104	45	32	18	5	4	411	

APPENDIX No. 6—contd.

Summary of patients treated according to nature of diseases for the year 1934—contd.

Names of Diseases.	In-patients.								Out-patients & casualty cases admitted.	
	Re-mained.	Admitted.	Total.	Discharged.						
				Cured.	Relieved.	Other-wise.	Died.	Remain-ing.		
<i>Systematic Diseases.</i>										
Diseases of the Nervous System.										
Diseases of the nerves, spinal cord, brain and meninges	6	141	147	5	53	42	43	4	293	
Diseases of which the Pathological basis is not accurately known..	10	243	253	15	158	51	22	7	1,172	
Mental Diseases		7	7		2	5			15	
Diseases of the Eye	15	583	598	379	140	55		24	3,964	
Diseases of the Ear	7	104	111	22	77	3	3	6	1,162	
Diseases of the Nose	3	296	299	130	137	28		4	705	
Diseases of the Circulatory System	14	385	399	29	208	42	107	13	534	
All diseases of the Respiratory systems except Pneumonia and Tuberculosis of the Lungs	6	491	497	138	203	49	94	13	3,294	
Diseases of the Stomach		132	132	12	81	32	4	3	1,511	
Diseases of the Intestines	18	644	662	299	210	78	66	14	2,352	
Abscess of the Liver	1	36	37	10	17	3	6	1	35	
All other Diseases of the Liver	4	123	127	13	76	16	13	9	227	
All other diseases of the Digestive system	13	1,151	1,164	942	145	51	13	13	5,680	
Acute or suppurative inflammation of the Lymphatic Glands	1	58	59	16	31	6	1	5	414	
Acute and Chronic nephritis	4	51	55	4	21	9	19	2	52	
All other diseases of the Urinary Organs	10	243	253	71	120	45	12	5	400	
Other diseases of the Generative System	30	643	673	309	247	70	7	40	2,767	
Diseases of the Organs of Locomotion	18	189	207	46	115	31	6	9	1,235	
Diseases of the Areolar tissue	11	509	520	269	180	26	28	17	1,524	
Inflammation, ulcerative	2	113	115	33	67	6	4	5	2,330	
Other diseases of the skin										
All other local diseases	21	318	339	47	108	142	23	19	14,609	
<i>General and Local.</i>										
Injuries (general and local)	50	1,219	1,269	340	621	141	131	36	10,310	
<i>Poisoning.</i>										
By opium		12	12	6	2		4		12	
By other means		112	112	49	45	9	8	1	457	
<i>Labour.</i>										
Pregnancy		5	5	1		2	1	1	161	
Total number of in-patients	353	10,853	11,206	4,198	4,233	1,374	1,044	357	72,636	

APPENDIX No. 7.

Classification of Operations performed in the Surgical Department during the year 1934.

Nature of Operation.	IN-PATIENTS.										Out-patients operated on.
	Remained as per last report.	OPERATIONS.				RESULTS.					
		Principal.	Secondary.	Total.	No. of patients operated on.	Cured.	Relieved.	Discharged otherwise.	Died.	Remaining under treatment.	
TUMOURS (NEOPLASMS) NON- MALIGNANT (BENIGN) EXCISION OF—											
Lipoma	5	..	5	5	4	1	17
Fibroma	1	..	1	1	1	5
Chondroma	1
Osteoma	1	..	1	1	1
Neuro-Fibroma	1	..	1	1	1	6
Angioma (Haemangioma) Capillary.	..	1	..	1	1	1
Lymphangioma	2	..	2	2	1	1
Papilloma	5
Adenoma	1	..	1	1	1	1
Myeloma	3	..	3	3	2	1
MALIGNANT—											
Endothelioma	2	..	2	2	..	2
Sarcoma Round Celled	3	..	3	3	..	2	..	1
Carcinoma (Cancer)	2	..	2	2	..	2
Epithelioma	1	..	1	1	..	1
MIXED TUMOURS—											
Granuloma	1
CYSTS—RETENTION CYST—											
Removal of—											
Mucous Cyst	2
Selaceous Cyst	5	..	5	5	5	38
Ranula	1	..	1	1	1	1
REMOVAL OF CONGENITAL CYSTS—											
Dermoid Cyst	1	..	1	1	1	1	3
Branchial Cyst	1	..	1	1	1
REMOVAL OF DISTENSION CYSTS—											
Ganglion	12
EXCISION OF NEURAL CYSTS—											
Meningocele	1	..	1	1	..	1
REMOVAL OF BLOOD CYSTS—											
Blood Cyst	2	..	2	2	2
REMOVAL OF LYMPHATIC CYSTS—											
Cystic Hygroma	1	..	1	1	1

APPENDIX No. 7—contd.

Classification of Operations performed in the Surgical Department during the year 1934—contd.

Nature of Operation.	IN-PATIENTS.										Out-patients operated on.
	Remained as per last report.	OPERATIONS.				RESULTS.					
		Principal.	Secondary.	Total.	No. of patients operated on.	Cured.	Relieved.	Discharged otherwise.	Died.	Remaining under treatment.	
DESTRUCTION BY ELECTRICITY—											
Diathermy	1	2	3	1	1	1
RADIATION—											
Radium	1	..	1	1	..	1
INCISION, EVACUATION & DRAINAGE OF ABSCESS—											
Acute abscess.. .. .	6	94	36	130	94	5	79	8	6	2	463
Pyocele	29	2	31	29	19	10
Abscess scrotum	1	..	1	1	..	1	10
Ichio Rectal abscess	7	..	7	7	3	4	3
Perianal abscess	1	16	..	16	16	11	4	1	..	1	21
Periurethral abscess	11	..	11	11	8	2	..	1	..	1
Mammary abscess	13	..	13	13	11	2	4
Parotid abscess	1	..	1	1	1
Perinephric abscess	1	1	2	1	1
Prostatic abscess	1	..	1	1	1
N. Brodie's abscess	2	1	3	2	..	2
Hepatic abscess	1	1
Pyonephrosis	1	..	1	1	..	1
Onychia	3	..	3	3	2	1	81
Furuncle	4
Suppurating Bubo	86
ASPIRATION OF—											
Chronic abscess	8	2	10	8	4	4	64
Liver abscess	7	7	14	7	3	3	1
Joint	6	3	9	6	2	3	1	5
TAPPING OF—											
Hydrocele	3	..	3	3	..	3	459
Thorax for pleural fluid	1	..	1	1	1
Brain ventricle	1	..	1	1	1
INCISIONS FOR—											
Cellulitis	1	55	7	62	55	33	11	3	9	..	9
Carbuncle	8	..	8	8	3	3	..	2	..	3
Osteomyelitis	3	26	10	36	26	11	11	2	..	5	7

APPENDIX No. 7—contd.

Classification of Operations performed in the Surgical Department during the year 1934—contd.

Nature of Operation.	IN-PATIENTS.										Out-door patients operated on.	
	Remained as per last report.	OPERATIONS.				RESULTS.						
		Principal.	Secondary.	Total.	No. of patients operated on.	Cured.	Relieved.	Discharged other-wise.	Died.	Remaining under treatment.		
INCISIONS FOR—contd.												
Extravasation of urine	1	..	1	1	1
Guinea worm Cellulitis	2	..	2	2	2	4
Gangrene	2	..	2	2	..	1	..	1
Linear scarification	2
Suppurative arthritis	1	6	2	8	6	3	2	2
Bursa	3	..	3	3	3
EXCISION OF—												
Warts	1	..	1	1	..	1	13
Ingrowing nail	3	..	3	3	3	14
Laceration of soft tissues	2	1	3	2	..	2
Cicatrix	5	2	7	5	2	2	1	4
Removal of section for Microscopic Examination	1	13	2	15	13	1	4	8	1	7
SCRAPING OF—												
Tuberculous sinus	24	5	29	24	14	10	42
.. glands	10
SUTURING OF WOUNDS—												
Primary	46	27	73	46	33	9	1	2	1	..	11
REMOVAL OF FOREIGN BODIES FROM—												
Tissues	3	..	3	3	1	1	1	26
Removal of bullets	8	..	8	8	6	2
.. of radium needles	1	1
SKIN GRAFTING—												
Thiersch's method	8	23	31	8	5	2	1
Reverdin's	1	..	1	1	..	1
Wolfe's	2	2
Pedicle graft	1	2	3	1	1
PLASTIC OPERATIONS ON FACE AND MOUTH—												
Rhinoplasty	4	3	7	4	1	1	1	1
Cheiloplasty	10	2	12	10	6	4
Cleft-palate	4	1	5	4	2	1	1
EXTREMITIES—												
Correction of deformity or mal-formation by open method	2	3	..	3	3	3	2	1
Genu Valgum	2	..	2	2	1	1

APPENDIX No. 7—contd.

Classification of Operations performed in the Surgical Department during the year 1934—contd.

Nature of Operation.	IN-PATIENTS.										Out-door patients operated on.
	Remained as per last report.	OPERATIONS.				RESULTS.					
		Principal.	Secondary.	Total.	No. of patients operated on.	Cured.	Relieved.	Discharged otherwise.	Died.	Remaining under treatment.	
OPERATIONS ON MUSCLES, TENDONS, BURSAE AND FASCIAE—											
Tenotomy, open method	4	1	5	4	1	1	..	1	1	1
Suturing of divided tendon	1	..	1	1	..	1
Tendon grafting	1	..	1	1	..	1
OPERATIONS ON JOINTS—											
Arthrodesis	1	1	2	1	..	1
Breaking down adhesions	6	1	7	6	4	2	4
Elbow	4	3	1
REDUCTION OF DISLOCATION—											
Shoulders (closed method)	1	..	1	1	1
.. (open ..)	2	..	2	2	1	1	0	..
Elbow (open method)	2	..	2	2	1	1
Metacarpophalangeal joints (open method)	1	..	1	1	1
Knee (closed method)	1	..	1	1	..	1
AMPUTATIONS—											
<i>For Disease—</i>											
Amputation of arm, upper third	1	1	2	1	1
.. .. middle	1	..	1	1	1
.. .. lower	1	..	1	1	1
.. .. forearm, middle third	1	..	1	1	..	1
.. .. lower third	2	..	2	2	1	1
.. .. fingers	1
.. .. phalanges	1	..	1	1	1
.. .. thigh, upper third	1	1
.. .. middle third	2	3	5	2	1	1	..
.. .. lower	2	3	5	2	1	1
.. .. Leg, upper	2	..	2	2	1	1
.. .. middle	6	..	6	6	6
.. .. other toes	1	..	1	1	..	1
<i>For Injuries—</i>											
Amputation of forearm, middle third	1	1
.. .. fingers	1	1	2	1	1
.. .. phalanges	3	1	4	3	..	3	1
.. .. thigh, middle third	3	..	3	3	2	1

APPENDIX No. 7—contd.

Classification of Operations performed in the Surgical Department during the year 1934—contd.

Nature of Operation.	IN-PATIENTS.										Out-patients operated on.
	Remained as per last report.	OPERATIONS.				RESULTS.					
		Principal.	Secondary.	Total.	No. of patients operated on.	Cured.	Relieved.	Discharged otherwise.	Died.	Remaining under treatment.	
Amputation of thigh, lower third	4	..	4	4	2	1	1	..
" " leg, middle third	3	..	3	3	2	1
" " great toe	1	..	1	1	1
" " other toes	1	1	2	1	1
OPERATIONS ON BONES—											
Osteotomy, linear	1	..	1	1	..	1
Sequestrotomy	2	1	..	1	1	2	1	1
SETTING OF FRACTURES—											
By wiring	1	7	..	7	7	5	2	1
By simple manipulation open method	1	9	2	11	9	4	5	1
Kirschner's wire extension	1	1
Putting in plaster of paris	1	1
By plating	1	..	1	1	1
By extracapsular sutures	1	2	3	1	1
By bone grafting	5	5	..	5	5	6	3	1	..
REMOVAL OF—											
Plates, screws and wires	1	2	3	1	..	1
INJECTION OF—											
Alcohol into arterial sheath..	2	..	2	2	1	1
Quinine urea-hydrochloride into varicose veins	1
Carbolic acid into piles	1	2	..	2	2	2	1	90
Epidural saline	11
OPERATION ON DUCTLESS GLANDS—											
Thyroidectomy, complete	1	1
" partial	3	..	3	3	1	2
Excision of non-malignant tumour.	5	..	5	5	4	1
OPERATIONS ON BREASTS—											
Growth, malignant	7	..	7	7	4	1	2	..
CIRCULATORY SYSTEM—											
ARTERIES—											
Ligature of artery for haemorrhage.	3	..	3	3	..	2	1	..
VEINS—											
Trendelenburg's operation for varicose veins	3	..	3	3	..	3

APPENDIX No. 7—contd

Classification of Operations performed in the Surgical Department during the year 1934—contd.

Name of operation.	IN-PATIENTS,										Out-patients operated on.
	Remained as per last report.	OPERATIONS.				RESULTS.					
		Principal.	Secondary.	Total.	No. of patients operated on.	Cured.	Relieved.	Discharged otherwise.	Died.	Remained under treatment.	
LYMPHATIC VESSELS AND GLANDS—											
<i>Excision of—</i>											
Tuberculous	1	20	1	21	20	15	4	..	2
Malignant	3	1	4	3	2	1
Lymphangioplasty	1
NERVOUS SYSTEM—											
<i>Skull—</i>											
Trephining for decompression ..	1	6	1	7	6	2	5
Elevation of depressed fracture ..	1	10	..	10	10	3	8
BRAIN—											
Excision of intra-cranial tumour (Dural)	1	..	1	1	1
SPINAL COLUMN—											
Laminectomy	6	..	6	6	..	2	1	1	2	..
Albee's operation	10	1	11	10	6	3	..	1
NERVES—											
Neurotomy	1	1	1
Phrenic avulsion	3	..	3	3	1	1	1
Excision sympathetic ganglia	1	..	1	1	1
Transposition of Nerve	1	..	1	1	1
RESPIRATORY SYSTEM—											
<i>Larynx—</i>											
Laryngectomy	1	1	2	1	1
TRACHEA—											
Tracheotomy	4	2	6	4	1	1	1	1
THORAX—											
Thoracotomy	3	..	3	3	2	1
Aspiration of empyema	1	1
Excision of rib	5	..	5	5	2	1	..	2
DIGESTIVE SYSTEM—											
Extraction of teeth	1,557
Excision of tongue partial	2	1	3	2	2
Excision of tongue complete	1	2	3	1	1
SALIVARY GLANDS—											
Excision of benign tumour—parotid gland	2	..	2	2	2	2

APPENDIX No. 7—contd.

Classification of Operations performed in the Surgical Department during the year 1934—contd.

Nature of Operation.	IN-PATIENTS.										Out-door patients operated on.	
	Remained as per last report.	OPERATIONS.				RESULTS.						
		Principal.	Secondary.	Total.	No. of patients operated on.	Cured.	Relieved.	Discharged otherwise.	Died.	Remaining under treatment.		
Removal calculus, sublingual gland.	1
Dilatation of sub-lingual salivary duct	1
ESOPHAGUS AND PHARYNX—												
Lateral pharyngotomy	1	1
Repair pharyngeal fistula	1	..	1	1	1
STOMACH—												
Gastrostomy	1	11	1	12	11	..	3	..	8	1
Gastrectomy partial for cancer	2	..	2	2	2
STOMACH AND INTESTINES—												
Gastrojejunostomy for gastric ulcer.	..	11	..	11	11	7	1	..	2	1
Gastrojejunostomy for gastric cancer	..	1	..	1	1	1
Gastrojejunostomy for duodenal ulcer	1	..	1	1	..	1
JEJUNUM—ILEUM—												
Enterectomy	4	..	4	4	1	3
APPENDIX—												
Appendicectomy for acute appendicitis	6	..	6	6	5	1
Appendicectomy for sub-acute appendicitis	67	1	68	67	62	3	..	2
Appendicectomy for perforated appendicitis with peritonitis diffused	1	..	1	1	1
Appendicular abscess incision and drainage	8	1	9	8	6	1	..	1
COLON—												
Colostomy	1	13	4	17	13	5	3	..	5	1
Colectomy—partial	2	..	2	2	2
Colopexy for prolapse rectum	1	..	1	1	..	1
RECTUM AND ANUS—												
Dilatation for stricture	2	2	4	2	..	2	1
Operation for prolapse, Rectopexy..	1	1
Excision of rectum partial	2	..	2	2	2

APPENDIX No. 7—*contd.**Classification of Operations performed in the Surgical Department during the year 1934—contd.*

Nature of Operation.	IN-PATIENTS.										Out-door patients operated on.
	Remained as per last report.	OPERATIONS.				RESULTS.					
		Principal.	Secondary.	Total.	No. of patients operated on.	Cured.	Relieved.	Discharged otherwise.	Died.	Remaining under treatment.	
ANUS—											
Excision and ligature of haemorrhoids, internal	41	1	42	41	37	4
Excision of Fissure in ano	1	..	1	1	1
Excision of Fistula in ano.. .. .	2	37	1	38	37	33	5	1	..
Incision for imperforate anus	1	..	1	1	1
GENERAL OPERATIONS ON INTESTINES—											
Lateral anastomosis	6	..	6	6	2	2	..	2
EXTERNAL HERNIA—											
Herniotomy radical cure for inguinal hernia	4	95	..	95	95	88	4	..	4	3	..
Herniotomy—radical cure for ventral hernia	6	..	6	6	4	1	1	..
Herniotomy—radical cure for umbilical hernia	1	..	1	1	1
Herniotomy—for strangulated hernia—inguinal	20	..	20	20	17	3
INTERNAL HERNIA—											
Herniotomy for obturator hernia	1	..	1	1	..	1
EXPLORATORY LAPAROTOMY FOR—											
Malignant disease	1	..	1	1	1
T. B. Intestines	3	..	3	3	1	2
Perforative peritonitis	12	1	13	12	3	1	..	6
Volvulus	3	..	3	3	1	1	..	1
Reduction of intussusception	3	..	3	3	2	1
Stab wound	2	..	2	2	1	1
Removal of adhesions	6	..	6	6	3	2	..	1
For obstruction	1	..	1	1	1
Drainage	32	..	32	32	9	4	3	14	2	..
LIVER AND BILIARY APPARATUS LIVER—											
Marsupialisation of hydatid cyst	2	..	2	2	..	2
Omentopexy for ascitis (Talma Morison's operation)	1	..	1	1	1
GALL BLADDER—											
Cholecystotomy	1	..	1	1	1	..
Cholecystostomy	4	..	4	4	4
Cholecystectomy	10	..	10	10	7	2	1	..

APPENDIX No. 7—contd.

Classification of Operations performed in the Surgical Department during the year 1934—contd.

Nature of Operation.	IN-PATIENTS.										Out-patients operated on.
	Remained as per last report.	OPERATIONS.				RESULTS.					
		Principal.	Secondary.	Total.	No. of patients operated on.	Cured.	Relieved.	Discharged otherwise.	Died.	Remaining under treatment.	
BILE DUCT—											
Cholecystotomy	1	..	1	1	1
SPLEEN—											
Removal of spleen for rupture	2	..	2	2	2
GENITO-URINARY SYSTEM—GENITAL SYSTEM—SCROTUM—											
Plastic operation for elephantiasis	3	..	3	3	2	1
TESTIS—											
Orchidectomy for tuberculous affection	2	..	2	2	1	1
Orchidectomy for gangrene or sepsis	1	..	1	1	1
Orchidectomy for old haematocoele	4	1	5	4	4
Orchidectomy for new growth	1	1	2	1	..	1
TUNICA VAGINALIS—											
Eversion of Sac	26	..	26	26	21	4	1	..
Excision of Sac	1	34	1	35	34	32	2	1	..
Excision of Sac for haematocoele	7	2	9	7	5	2
SPERMATIC CORD—											
Varicocele	3	..	3	3	2	1
PROSTATE—											
Prostatectomy, suprapubic	4	10	14	4	2	2
PENIS—											
Circumcision	3	..	3	3	2	1	59
Dorsal incision for paraphimosis	3	..	3	3	..	3	73
Partial amputation	1	..	1	1	1
Total amputation	2	..	2	2	2
URINARY SYSTEM—											
Kidney—											
Nephropexy	1	..	1	1	1
Nephrostomy	1	..	1	1	1
Nephrectomy	3	1	4	3	2	1
Nephrolithotomy	2	..	2	2	1	1
URETER—											
Ureterostomy	1	..	1	1	..	1

APPENDIX No. 7—concl.

Classification of Operations performed in the Surgical Department during the year 1934—concl.

Nature of Operation.	IN-PATIENTS.										Out-Patients operated on.
	Remained as per last report.	OPERATIONS.				RESULTS.					
		Principal.	Secondary.	Total.	Number of patients operated on.	Cured.	Relieved.	Discharged otherwise.	Died.	Remained under treatment.	
BLADDER—											
Suprapubic cystotomy	4	21	2	23	21	14	4	1	5	1	..
Lithotomy suprapubic	2	13	..	13	13	12	1	1	1
Lithotrity	1	..	1	1	1
Litholapaxy	2	..	2	2	2
Suture of bladder	1	..	1	1	1
URETHRA—											
Dilatation of stricture (gradual)	2	..	2	2	..	2	2
Dilatation of stricture (rapid)	2	6	8	2	..	2	24
Urethrotomy, internal	2	..	2	2	2
Urethrotomy, external (Wheelhouse's operation)	2	6	2	8	6	4	2	..	1	1	..
Meatotomy for stricture	2	..	2	2	1	1	2
Removal of stone from urethra	1	..	1	1	1	1
GYNÆC OPERATIONS—											
Salpingo-oophorectomy	1	..	1	1	1
Oophorectomy	1	..	1	1	1
Total ..	53	1,252	219	1,471	1,252	755	330	43	139	36	3,285

APPENDIX No. 8.

Classification of Operations performed in the Gynaecological Department during the year 1934.

Nature of Operation.	IN-PATIENTS.									Out-patients operated on.	
	Remained as per last report.	OPERATIONS.				RESULTS.					
		Principal.	Secondary.	Total.	No. of patients operated on.	Cured.	Relieved.	Discharged otherwise.	Died.		Remaining under treatment.
OPERATIONS ON FEMALE GENITAL ORGANS.											
<i>Uterus—</i>											
Hysterectomy sub-total, without appendages	7	..	7	7	6	1	..
Hysterectomy sub-total, with appendages	21	1	22	21	16	2	3	..
Hysterectomy total without appendages	2	2
Hysterectomy total with appendages	5	2	7	5	5
Hysterectomy radical, abdominal, for carcinoma cervix (Wertheim's)	4	..	4	4	2	1	..	1
Hysterectomy vaginal	6	..	6	6	6	6
Removal of mucous polypus from body of uterus	1	..	1	1	1
Removal of fibroid polypus from body of uterus	8	..	8	8	8
Removal of fibroid polypus from cervix uteri	2	..	2	2	2
Removal of abdominal myoma	3	..	3	3	3
Ventral suspension	2	59	1	60	59	48	7	6	..
<i>Cervix—</i>											
Amputation of the cervix	3	..	3	3	3
Trachelorrhaphy	3	..	3	3	2	1
Dilatation and curettage of the uterus	2	83	..	83	83	42	37	3	..	3	..
Dilatation and curettage of the uterus with inflation of the fallopian tubes	3	..	3	3	2	1
Diathermy for cancer cervix	4	..	4	4	..	4
Cauterization of cervix by heat	6	..	6	6	3	3
Removal of section from cervix for diagnosis	4	..	4	4	1	2	1
PERINEUM AND VAGINA—											
Repair of complete laceration of the perineum	1	11	5	16	11	10	2	..
Colpoperineorrhaphy	11	..	11	11	9	2
Fothergill's operation	3	..	3	3	3
LeFort's operation for prolapse	2	..	2	2	1	1

APPENDIX No. 8—contd.

Classification of Operations performed in the Gynaecological Department during the year 1934—contd.

Nature of operation.	IN-PATIENTS.										Out-patients operated on.
	Remained as per last report.	OPERATIONS.				RESULTS.					
		Principal.	Secondary.	Total.	No. of patients operated on.	Cured.	Relieved.	Discharged otherwise.	Died.	Remained under treatment.	
Removal of vaginal cyst	1	..	1	1	1
Removal of Bartholin's cyst	1	1	..	1	1	1	1
Incision of imperforate hymen	1	..	1	1	1
Excision of the vulva	1	..	1	1	1
Repair of vesico-vaginal Fistula	2	3	15	18	3	1	2	1	..	1	..
Repair of recto-vaginal Fistula	2	2	4	2	..	2
Posterior Colpotomy	1	..	1	1	1
FALLOPIAN TUBES—											
Salpingectomy	2	..	2	2	2
Removal of fimbrial cyst	3	..	3	3	2	..	1
Salpingectomy for ectopic gestation.	4	..	4	4	3	1
Salpingo-oophorectomy	14	..	14	14	10	2	..	1	1	..
Salpingostomy	3	..	3	3	1	2
BROAD LIGAMENTS—											
Removal of broad ligament cysts	1	..	1	1	1
OVARIES—											
Ovariectomy	9	..	9	9	6	..	1	2
Ignipuncture of ovarian cyst	1	..	1	1	..	1
Oophorectomy	2	..	2	2	1	1
Resection of the Ovary	4	..	4	4	3	1
GENERAL—											
Exploratory laparotomy	1	8	..	8	8	4	2	1	1	1	..
Appendicectomy	1	1	..	1	1	2
Repair of ventral hernia	2	..	2	2	1	1
Secondary sutures	2	2
Total ..	12	313	28	341	313	216	74	9	8	18	..

APPENDIX No. 9.

Classification of Operations performed in the Ophthalmic Department during the year 1934.

Nature of Operation.	IN-PATIENTS.										Out-patients operated on.
	Remained as per last report.	OPERATIONS.				RESULTS.					
		Principal.	Secondary.	Total.	No. of patients operated on.	Cured.	Relieved.	Discharged otherwise.	Died.	Remaining under treatment.	
<i>Eye Lids—</i>											
Tumors	1
Entropion	1	4	1	5	4	5	8
Ptosis	2	..	2	2	1	1
Abscess	7
Hordeolum	21
Chalazion (Meibomian cyst)	49
Tarsectomy	2	..	2	2	1	1	..
Secondary sutures	1
<i>CONJUNCTIVA—</i>											
Sub-conjunctival injections	29
Expression of trach. Follicles	14
Pterygium	1	1	2	1	1	12
Peritomy	2	..	2	2	..	2
Foreign body	2
<i>CORNEA—</i>											
Cauterisation	2	1	3	2	1	..	1	2
Paracentesis	2	..	2	2	..	2
Sacmisch's section	1	1
Tatooing	3
Foreign body	108
Carbolisation	3	2	5	3	..	1	1	..	1	34
<i>LACRYMAL APPARATUS—</i>											
Excision of sac	1	1	..	1	1	1	1
Abscess incision evacuation and drainage	2
Incision for acute dachryo-cystitis..	16	..	16	16	16	6
<i>MUSCLES—</i>											
Advancement of internal rectus	1	..	1	1	1
<i>IRIS—</i>											
Iridectomy, preliminary to cataract extraction	3	1	4	3	2	1
Optical Iridectomy	1	31	..	31	31	17	15	1
Iridectomy for glaucoma	1	1	..	1	1	2
Excision of prolapsed Iris	2	7	9	2	..	1	1
Peripheral Iridectomy	18	..	18	18	9	8	1	..
Irido Dialysis..	1	..	1	1	1
Iridotomy	1	1	2	1	1

APPENDIX No. 9—contd.

Classification of Operations performed in the Ophthalmic Department during the year 1934—contd.

Nature of Operation.	IN-PATIENTS.										Out-patients operated on.
	Remained as per last report.	OPERATIONS.				RESULTS.					
		Principal.	Secondary.	Total.	No. of patients operated on.	Cured.	Relieved.	Discharged otherwise.	Died.	Remaining under treatment.	
SCLERA—											
Sclerectomy with iridectomy (Langrange operation)	2	..	2	2	..	2
Sclero-corneal trephining	4	1	5	4	1	..	1	..	2	..
Removal of magnetic foreign bodies by hand magnet	1	..	1	1	1
LENS—											
Extra capsular extraction without iridectomy (simple)	5	88	12	100	88	83	7	3	..
Extra capsular extraction with iridectomy (combined)	5	162	19	181	162	139	15	3	1	9	..
Intra capsular extraction without iridectomy (simple)	10	3	13	10	9	1
Intra capsular extraction with iridectomy (combined)	9	..	9	9	9
Intra capsular extraction for subluxation of lens	1	1	2	1	1
Discission of opaque capsule (needling)	1	33	45	78	33	27	5	2	1
Discission and curette evacuation	1	4	5	1	..	1
GENERAL OPERATIONS—											
Enucleation of eye	18	1	19	18	15	3
Evisceration	6	2	8	6	4	1	1	..
Multiple incisions for orbital cellulitis	1	..	1	1	1
Lumbe's operation (evisceration with introduction of artificial vitreous)	1	..	1	1	1
Total ..	15	430	103	533	430	349	67	7	2	20	301

APPENDIX No. 10.

Classification of Operations performed in the Ear, Nose and Throat Department during the year 1934.

Nature of Operation.	IN-PATIENTS.									Out-door-patients operated on.	
	Remained as per last report.	OPERATIONS.				RESULTS.					Remains under treatment.
		Principal.	Secondary.	Total.	No. of patients operated on.	Cured.	Relieved.	Discharged otherwise.	Died.		
EAR, NOSE AND THROAT—											
OPERATIONS ON EXTERNAL NOSE AND NASAL CAVITIES.											
<i>Septum—</i>											
Incision for abscess or haematoma	1	..	1	1	1	1
Sub-mucous resection of nasal septum	1	111	..	111	111	71	39	..	1	1	..
<i>VESTIBULE—</i>											
Incision for furuncle	1	..	1	1	..	1
<i>TURBINATE BONES—</i>											
Cauterisation of inferior turbinate	152
Ionisation middle turbinate bones	2
Turbinectomy middle	23	..	23	23	8	15	12
<i>POSTERIOR NARES—</i>											
Bone grafting for atrophic rhinitis..	..	5	..	5	5	2	3
Removal of nasal polypi	1	..	1	1	1	9
Removal of simple tumour	1	..	1	1	..	1
OPERATIONS ON ACCESSORY NASAL SINUSES.											
<i>Maxillary Antrum—</i>											
Intra-nasal (Antrostomy)	1	..	1	1	1
Intra-nasal operation on maxillary antrum	8	..	8	8	3	4	1	318
Radical-Caldwell Luc's operation	80	..	80	80	31	47	1	..	1	..
Excision of dental cyst invading the antrum	3	..	3	3	2	1	..
<i>FRONTAL SINUS—</i>											
Intra-nasal	3	..	3	3	..	3
Extra-nasal	1	..	1	1	1
Dilatation Fronto-nasal duct	4	..	4	4	..	4
<i>ETHMOIDAL SINUS—</i>											
Scraping of ethmoidal cells	11	..	11	11	3	7	..	1
OPERATIONS ON MOUTH, FAUCES, PHARYNX AND NASO-PHARYNX—											
Excision of tonsils and adenoids	585	..	585	585	565	20
Dissection of tonsils	235	..	235	235	219	16
Incision of peri-tonsillar abscess	4
Plastic operation on pharynx and soft palate	1	..	1	1	..	1
Uvulectomy	9
Lateral rhinotomy	1	..	1	1	1

APPENDIX No. 10—contd.

Classification of Operations performed in the Ear, Nose and Throat Department during the year 1934—contd.

Nature of operation.	IN-PATIENTS.										Out-patients operated on.
	Remained as per report.	OPERATIONS.				RESULTS.				Remaining under treatment.	
		Principal.	Secondary.	Total.	No. of patients operated on.	Cured.	Relieved.	Discharged otherwise.	Died.		
DIRECT EXAMINATION AND OPERATIONS ON PHARYNX, TRACHEA AND BRONCHUS											
Tracheotomy	1	2	..	2	2	..	1	..	1	1	..
Incision for abscess larynx	1	..	1	1	1
OPERATIONS ON THE EAR—											
Paracentesis (Myringotomy)	2
Scraping of granulations	1	..	1	1	..	1
Incision for furuncle	8
Ionisation	1
Classical mastoid operation (Schwartz's)	3	35	..	35	35	4	31	..	1	2	..
Radical mastoid operation (Stake's)	11	2	13	11	2	8	..	1
DIRECT EXAMINATION AND OPERATIONS ON OESOPHAGUS.											
<i>Oesophagoscopy for—</i>											
Foreign body	1
GENERAL OPERATIONS—											
<i>Removal of Congenital Cysts—</i>											
Dermoid cyst	1	..	1	1	..	1
INCISION, EVACUATION AND DRAINAGE OF ABSCESS—											
Acute abscess	2	..	2	2	..	2	1
INCISION FOR—											
Cellulitis	1	1
Total ..	5	1,129	3	1,132	1,129	914	205	1	7	7	520
SUMMARY—											
Surgical department	53	1,252	219	1,471	1,252	755	330	45	139	36	3,285
Ophthalmic department	15	430	103	533	430	349	67	7	2	20	301
Gynaecological department	12	313	28	341	313	216	74	9	8	18	..
Ear, Nose and Throat department	7	1,129	3	1,132	1,129	914	206	2	7	7	520
Grand total ..	87	3,124	353	3,477	3,124	2,234	677	63	156	81	4,100

APPENDIX No. 11

5,040 Skiagrams in the case of 2,772 patients (including 113 from the other Municipal institutions) were taken during the year 1934. 1,408 of these were for In-patients (992 men, 338 women and 78 children); 1,251 were for out-patients (798 men, 306 women and 147 children), including casualty cases.

Skiagrams were taken from various clinical conditions as under :—

Clinical conditions.	In-patients.					Out-patients.				
	Male.	Female.	Children.		Total.	Male.	Female.	Children.		Total.
			Male.	Female.				Male.	Female.	
Fractures and Dislocations ..	317	68	33	13	431	282	78	48	18	426
Bone diseases ..	146	74	8	5	233	250	120	29	21	420
Paranasal sinuses ..	21	5	1	1	28	104	58	4	6	172
Chest Diseases ..	198	78	3	1	280	122	35	6	6	169
DISEASES OF ALIMENTARY TRACT :—										
(1) Oesophagus after Barium Meal ..	7	2	9	6	2	8
(2) Stomach and small intestine after barium meal ..	70	21	1	1	93	..	1	1
(3) Large intestines after barium Enema ..	47	29	2	..	78
Gall Bladder diseases ..	35	9	44	1	1
DISEASES OF GENITO URINARY TRACT :—										
(1) Kidney, Bladder and Ureter ..	121	30	6	1	158	4	1	1	..	6
(2) After Pyelography ..	19	8	27
Dental affections ..	4	4	21	8	2	..	31
Detection & localisation of foreign bodies ..	2	2	8	3	4	..	15
Determination of position, direction and extent of chronic sinuses, fistulae, etc., after injection of opaque substances ..	5	14	1	1	21	2	2
Total ..	992	338	55	23	1,408	798	306	94	53	1,251

Screening was done on 1,860 patients—1,433 out-patients and 292 in-patients (including 135 from the other municipal institutions) as under :—

Clinical conditions.	In-patients.					Out-patients.				
	Male.	Female.	Children.		Total.	Male.	Female.	Children.		Total.
			Male.	Female.				Male.	Female.	
Screening of chest ..	70	34	1	1	106	757	277	17	12	1,063
Screening of Oesophagus after Barium Meal ..	9	2	1	..	12	14	11	25
Screening of Stomach and Duodenum after Barium meal ..	106	26	132	4	2	6
Detection & setting of fractures under the screen ..	23	5	10	2	40	205	44	49	12	310
Detection of foreign bodies ..	1	1	2	16	9	3	1	29
Total ..	209	68	12	3	292	996	343	69	25	1,433

Deep X-Ray Therapy treatment was carried out during the same period as under :—

		Total number of patients treated, .. 245	
<i>Skin conditions.</i>			
Oriental sore	2	Sarcoma	10
Keloid	11	Lymphosarcoma	3
Eczema	18	Chronic Int. Mastitis	1
Sycosis	2	Parotid tumor	1
Hyperidrosis	1	Enlarged tonsils	2
Prunrigo Nodularis	1	Myeloid lukaemia with splenomegaly.	3
Lupus Vulgaris	2	Rhino Scleroma	6
Granuloma Pyogenicum	2	Thyrotoxicosis	6
Verruca Vulgaris	1	Adenoma, Prostate	5
Warts	2	Lipoma	1
T. B. Glands	109	Myeloma	1
		Mickulicz's syndrome	1
<i>Carcinoma.</i>		Splenomegaly	7
Cheek	2	Hodgkin's disease	1
Tongue	4	Actinomycosis	1
Tonsil	3	Asthma	5
Larynx	2	Trigeminal Neuralgia	1
Thyroid	1		
Breast	2	<i>Gynaec. conditions.</i>	
Cervix	8	Metropathcia Haemorrhagia	2
Uterus	2	Meno-pausal Haemorrhage	2
Ovary	4	Metritis with haemorrhage	1
Rectum	2	Fibroid uterus	1
Prostate	1		6
Penis	2		
Ear	1		
	34		

Diathermy was used in the following cases :—

	Male.	Female.	Children.	Total.
Arthritis	50	17	67
Prostatitis	12	12
Salpingo-oophoritis	4	4
Total	62	21	83

Faradisation was done in 11 cases (7 males, 2 females and 2 children (1 male and 1 female)).

Reaction of degeneration was tested in 4 cases (2 male, 1 male child and 1 female child).

Ultra-Violet ray treatment was given in the following cases :--

	Male.	Female.	Children.		Total.
			Male.	Female.	
T. B. Adenitis	32	53	16	6	107
T. B. Abodmen	18	29	2	2	51
Sinuses and wounds	12	27	13	..	52
Skin conditions	13	7	1	..	21
Rickets	2	15	17
Total ..	75	116	34	23	248

Radiant heat treatment was given in the following cases :--

	Male.	Female.	Children.		Total.
			Male.	Female.	
Rheumatism	9	2	11
Mastoiditis	1	1
Total ..	9	3	12

APPENDIX No. 12.

Report of the Skin and Venereal Department for the year 1934.

Syphilis Primary.	Syphilis Secondary.	Syphilis Tertiary.	Syphilis Congenital.	Total No. of cases of Syphilis.	Acute Gonorrhoea.	Gonorrhoea with complications, arthritis, epididymo-orchitis, stricture, prostatitis.	Total No. of Gonorrhoea cases.	Other Diseases of Venereal origin; chancroids, Bubo, Phagedena, granuloma pudendi.	Total No. of all Venereal cases.	Leprosy.	Skin Diseases.	Grand total of Venereal, Leprosy and Skin cases.	No. of males suffering from Venereal Diseases.	No. of females suffering from Venereal Diseases.
OUT-DOOR PATIENTS.														
234	1,180	68	13	1,495	348	715	1,063	538	3,096	216	7,308	10,620	2,922	174
IN-DOOR PATIENTS.														
15	59	5	..	79	17	43	60	62	201	..	113	314	164	37

The above figures indicate the total number of persons seeking treatment in the Skin and Venereal department direct. They do not include those patients transferred from the other departments of the Hospital to avoid duplication of the figures. For the same reason the figures indicating the total attendance in the department have not been shown.

Since 1934, a more intensive treatment has been introduced for the early reactionery syphilis which shortens the period of treatment and makes the patients attend regularly for treatment,

APPENDIX NO. 13.

Clinical Laboratory Report.

11,090 Laboratory Investigations were carried out during the year 1934 in the Central Clinical Laboratory (as apart from the ward laboratories) on the material sent from the Hospital, divided under four main heads as against 9,372 investigations in the preceding year :—

I.—Pathological, II.—Bacteriological, III.—Biological, IV.—Biochemical, as under

I. Pathological :—

	1934.	1933.
Blood counts	390	376
Urine examination	265	170
Stool examination	878	706
Spinal fluid examination	174	258
Pleural fluid	21	30
Ascitic fluid	35	46
Peritoneal fluid	17	10
Sputum examination	239	259
Volume Index	123	155
Coagulation time of blood	11	10
Colour Index	195	4
Bleeding time		2
Fragility of Red Blood Cells	4	
Matching the blood for blood transfusion	16	71
Histological sections examination	381	
Total	2,749	2,097

II.—Bacteriological :—

Blood culture	70	70
Widal Reaction	299	229
Wassermann Test	303	303
Kahn's test	5,960	4,917
Stool Culture	61	61
Urine Culture	101	101
Spinal fluid culture	25	25
Pleural fluid culture	21	27
Peritoneal fluid culture	17	2
Lung Puncture examinations		5
Lung Puncture fluid culture	24	
Ascitic fluid culture	9	4
Smears	68	22
Sputum cultures	8	1
Duodenal contents		1
Auto Vaccines	34	52
Pus Cultures	113	37
Throat swabs	24	19
Nasal Swabs	20	6
Total	7,157	5,882

III. Biological—	1934	1933
Aschheim-Zondek Test	2	..

IV. Bio-chemical :—

Blood :—

Non-protein Nitrogen	141	131
Urea Nitrogen	149	146
Glucose	25	8
Chloride	39	60
Calcium	8	13
Laevulose	1
Cholesterol	38	153
Creatinine	22	17
Uric Acid	3	2
Plasma Phosphate	5	..

Cerebro-Spinal Fluid :—

Urea Nitrogen	2
Chlorides	1
Urea	1
Glucose	3
Urine Sugar	65	12
Blood Sugar curve	51	129
Urine Sugar curve	33	121
Urea concentration test	66	77
Fractional test-meal	461	450
Van den Bergh Reaction	45	53
Milk Analysis	31	13

Total ..	1,182	1,393
----------	-------	-------

Grand Total ..	11,090	9,372
----------------	--------	-------

292 Autopsies were performed during the year 1934, as against 262 in 1933. In a large majority of cases the autopsies were performed on claimed bodies with the consent of the relatives. In case of every post-mortem, a record of findings in each organ is kept. The total number of 292 Post-mortems include the following autopsies held on dead bodies received from other institutions specified below :—

Acworth Leper Asylum	19
Arthur Road Hospital	5
Congress Free Hospital	1

The following is the number of blocks prepared, cut and sections stained out of the post-mortem organs and the tissues received after surgical operations from 1st January to 31st December 1934 :—

Blocks of Post-mortem Organs.	Blocks of tissues received from the surgical side of the K. E. M. Hospital.	Tissues received from outside.	Total.
1,532	618	142	2,292

APPENDIX NO. 14.

Electro-Cardiograph department.

42 patients were examined electro-cardiographically.

APPENDIX No. 15.

Poor Box Charity Fund—Statement of Accounts for the year 1934-35.

Receipts.		Disbursements.	
Particulars.	Amount.	Particulars.	Amount.
	Rs. a. p.		Rs. a. p.
Balance in hand	833 1 2	Appliances such as crutches, Hernia belts, spectacles, artificial eyes, artificial limbs, etc., supplied to poor patients	815 13 0
Balance with the Central Bank of India in Current account	10,370 8 7	Blood transfusion charges	525 0 0
Balance with the Central Bank of India in Home Savings Account	5,237 1 6	Travelling expenses paid to poor patients	100 0 0
Out-patient Casualty department	1,328 8 11	Expenses incurred in giving comforts to patients of this Hospital	338 7 0
" Medical department	48 5 3	Deadstock and equipment	48 12 0
" Minor surgery department	89 7 9	Supply of costly medicines to the patients of the Hospital	326 8 0
" Surgical dressing department	55 4 6	Funeral expenses of deceased patients	27 0 0
" Skin department	341 8 9	Repairs to appliances	57 7 10
" X-Ray department	71 11 0	Sundries	45 14 0
" Aural department	232 5 0	Radium to patients	50 0 0
" Dental department	31 13 0	Investment for purchasing Bonds	25,318 11 6
" Gynaecological department	45 2 9	Printing and stationery	32 1 0
Ward No. I	180 4 9	X-Ray materials	19 7 0
" II	171 9 0	Applying leeches to the patients	10 4 0
" III	109 13 6	Apparatus	3,955 0 0
" IV	144 14 6	Charges in connection with printing of Greeting Cards	16 9 6
" V	694 9 3	Charges in connection with printing of Pharmacopoeia	14 0 0
" VI	465 15 0	Cash in hand	761 4 3
" VII	408 6 0	Balance with the Central Bank of India Ltd., current deposit account	1,525 4 1*
" VIII	293 1 3	Balance with the Central Bank of India Ltd., Home Savings Account	2,163 7 0*
" IX-X-XI	818 3 0		
" XII-XIII	457 4 6		
" XIV-XV	236 4 6		
" XVI	12 0 9		
" XVII	141 11 0		
Other collections	4,958 5 0		
Collections on account of issue of medical certificates	1,339 0 0		
Interest	5,240 1 9		
Proceeds from the sale of Hospital Pharmacopoeia		
Proceeds from the sale of Pathology note books		
Cost of spectacles	7 0 0		
Proceeds from the sale of Greeting Cards	9 14 0		
Balance of deposits	1,787 11 3		
Total	36,150 15 2		

*This includes the amount of Rs. 3,425-15-3 held in suspense for the following account:—	
	Rs. a. p.
1. Resident Medical Officers' Mess Deposit Account	1,152 0 0
2. Splint deposits	67 0 0
3. Patients' money	75 3 9
4. Ramchandra Tejpal's deposit	1,578 0 0
5. Menial staff Welfare Fund	132 8 0
6. Debt Redemption Society	385 7 6
7. Miscellaneous deposits	35 12 0
Total	Rs. 3,425 15 3

328

EDUCATIONAL.

THE SCHOOLS COMMITTEE

OF THE

BOMBAY MUNICIPALITY.

ADMINISTRATION REPORT FOR THE YEAR 1934-35.

I. The Schools Committee as it was constituted on 1st April 1934 consisted of the following members :—
 The Committee's personnel.

1. Mrs. Khadija Shuffi Tyabji, J.P., *Chairman*.
 2. Mr. A. L. Curtay, J.P.
 - *3. Mr. Cassumally J. Rahimtoola.
 4. Mr. Gulamhusein Alibhai Single.
 5. Mr. Haji Hasham Ibrahim.
 6. Dr. Khurshed J. J. Cursetji, B.A., M.B.B.S., B.Hy., M.R.C.S., (Eng.), L.R.C.P. (Lond.)
 - *7. Mrs. Lilavati V. S. Velinkar, M.A.
 8. Dr. Mrs. Malinibai B. Sukthankar, M.B.B.S., J.P.
 9. Mr. M. N. Talpade, B.A., LL.B., Advocate.
 10. Mr. M. V. Donde, B.A.
 - *11. Mrs. Nalinibai V. Dalvi, B.A., J.P.
 12. Dr. P. G. Solanki, L.M. & S., M.L.C., J.P.
 13. Mr. R. A. Gole.
 14. Rao Bahadur R. S. Asavale, M.L.C., J.P.
 15. Miss Shantabai Daundkar, B.A., J.P.
 - *16. Mr. V. C. Setalvad, B.A., LL.B.
- Mr. R. V. Parulekar, M.A., M. Ed., *Secretary*.

The Schools Committee at their meeting held on the 11th April 1934, elected Mrs. Khadija Shuffi Tyabji, J.P., to be the Chairman for the official year 1934-35.

Mr. R. V. Parulekar, M.A., M.Ed., continued to be the Secretary of the Committee throughout the year. During the year under Report Mr. M. V. Donde resigned his seat on the Committee on 19th July 1934 owing to certain differences between him and the Committee, who had expunged certain portions of his Minute of Dissent below a Report of the Sub-Committee which was considering the question of the adjustment of the School Fund Budget for the year 1934-35. The Corporation, however, re-appointed Mr. Donde to the Committee on 2nd August 1934.

2. The Committee held in all 46 meetings during the year. The number of meetings of the several Sub-Committees held during the year was 66.

3. The year under report witnessed an increase in the number of pupils from 66,920 to 70,184 i.e. of about 3,264. The detailed figures for the year under report and for the previous year are given in the following statement :—

Class of Schools.	No. on 31st March 1934.		No. on 31st March 1935.	
	Schools.	Pupils.	Schools.	Pupils.
Marathi Boys' Schools	93+5 Classes.	27,703	93+5 Classes.	29,385
„ Girls' „ .. .	55+2 Infant Classes.	12,340	55+2 Infant Classes.	12,915
„ Night „ .. .	3	87	3	93
Total Marathi Schools	151+7 Classes.	40,130	151+7 Classes.	42,393
Gujarati Boys' Schools	43+7 Classes.	7,768	42+3 Classes.	7,826
„ Girls' „ .. .	26+1 English Class.	4,831	25+6 Classes.	5,313
Total Gujarati Schools	69+8 Classes.	12,599	67+9 Classes.	13,139
Urdu Boys' Schools.. .. .	53+18 Classes.	8,230	52+16 Classes.	8,302
„ Girls' „ .. .	34+1 Class.	5,299	37	5,395
„ Night „ .. .	2	73	2	82
Total Urdu Schools	89+19 Classes.	13,602	91+16 Classes.	13,779
Tamil and Malayalam Schools	5+1 Class.	489	4+1 Class.	410
Total Tamil Schools	5+1 Class.	489	4+1 Class.	410
Kanarese School	1	100	1	103
Hindi Schools	2	360
Total Municipal Schools	315+35 Classes.	66,920	316+33 Classes.	70,184

4. The total number of ordinary teachers, permanent and non-permanent, on 31st March 1935 was 2,077—permanent 1,852, non-permanent full-time Teachers in Municipal Schools. 128 and non-permanent part-time 97. The number of Special Teachers on the same day was 151.

5. The number of pupils in Aided Schools rose by 490 from 19,492 to 19,982. The number of Aided Schools and the number of pupils in them will be seen from the Statement given below :—

Statement showing the number of Aided Schools and pupils therein.

Class of Schools.	On 31st March 1934.				On 31st March 1935.			
	No of Schools.	Boys.	Girls.	Total.	No. of Schools.	Boys.	Girls.	Total.
Marathi Boys' Schools ..	31	2,680	1,108	3,788	32	2,753	1,115	3,868
" Girls' ..	4	53	386	439	4	53	368	421
" Night ..	4	229	..	229	4	159	..	159
" Normal Classes ..	1	..	69	69
" Special Institutions.	3	53	46	99
Total ..	43	3,015	1,607	4,622	40	2,965	1,483	4,448
Gujarati Boys' Schools ..	41	5,020	739	5,759	40	5,133	713	5,846
" Girls' ..	24	377	3,583	3,960	23	418	3,609	4,027
" Night ..	3	127	..	127	3	159	..	159
" Normal Classes ..	1	..	79	79
" Special Institutions .	4	..	187	187
Total ..	73	5,524	4,588	10,112	66	5,710	4,322	10,032
Urdu Boys' Schools ..	16	2,102	218	2,320	16	2,152	266	2,418
" Girls' ..	4	7	638	645	4	9	672	681
" Night ..	14	452	..	452	7	202	..	202
" Special Institution ..	1	62	..	62
Total ..	35	2,623	856	3,479	27	2,363	938	3,301
Hindi Boys' Schools ..	6	443	7	450	4	631	39	670
" Girls' ..	1	..	86	86	1	..	116	116
" Night ..	1	90	..	90	1
Total ..	8	533	93	626	6	631	155	786
Sindhi Boys' Schools ..	1	52	..	52	1	60	12	72
Tamil ..	1	114	71	185	2	186	164	350
English	1	258	209	467
Bengali	1	20	25	45
Canarese Night Schools ..	3	406	10	416	3	470	11	481
Total ..	5	572	81	653	8	994	421	1,415
Grand Total ..	164	12,267	7,225	19,492	147	12,663	7,319	19,982

6. The total number of teachers in Aided Schools was 1,049 as against 1,128 of the previous year. Out of 1,049 teachers 706 were full-time and 344 part-time teachers. The percentage of trained teachers was 24.5 only.

7. The total amount of grants paid during the year came to Rs. 1,47,118, as against Rs. 1,59,336 of the previous year. The grants paid were subjected to a cut of 16 per cent owing to financial stringency. The Revised Grant-in-aid Code Rules which were sanctioned by Government in November 1932 were strictly enforced during the year under report.

8. The total expenditure incurred by the Aided Schools as shown by them amounted to Rs. 7,72,273. Their average number of pupils for the same year being 19,149, the cost per pupil works out at Rs. 40.3 as against Rs. 42.4 of the previous year.

Total Expenditure and cost per pupil in Aided Schools.

9. The results of the Vernacular Fourth Standard Examination were as follows :—

Examinations and Results,

	Pupils appeared.	Pupils passed.	Percentage of passes.
Municipal Schools	6,237	5,762	89.8
Aided Schools and other recognised and Unrecognised Schools	2,101	1,929	87.7

The results of the Government Vernacular Final Examination for 1935 so far as the Municipal Schools were concerned, were as follows :—

	Pupils appeared.	Pupils passed.	Percentage of passes.
Marathi Schools	532	237	44.5
Gujarati Schools	72	37	51.3
Urdu Schools	113	24	21.2
Total	717	298	41.5 per cent.

10. As usual, a census of non-attending children in the area under Compulsory Education, viz., the F & G Wards, was carried out in the months of September and October 1934, and the registers of the non-attending children were printed and published in the month of November 1934, according to the requirements of the rules prescribed by Government under the City of Bombay Primary Education Act of 1920. The Census revealed that the number of non-attending children of compulsory age was 4,357. This number was gradually reduced to 1,643 by the end of the official year, i.e. on 31st March 1935. The details of the number of pupils attending Municipal and Aided Schools in the area under compulsion and of the pupils of compulsory age not attending any schools as on 31st March 1935, are shown below :—

	Pupils not attending.	Pupils attending.			Total.
		Under-age.	Com-pulsory age.	Over-age.	
Municipal Schools	1,643	1,708	17,490	6,325	25,523
Aided Schools		263	1,828	480	2,571

11. Medical Inspection of Municipal School children with a view to detecting diseases and defects was carried on as usual and 17,795 pupils—10,704, boys and 7,091 girls—from 124 schools were examined during the year. It was found out that nearly 34 per cent of the boys and 54.7 per cent of the girls were suffering from one disease or another. The children who were found to be suffering from some disease or defect, were advised to take private treatment or to resort to treatment at the Municipal Dispensaries. The Medical Inspection staff carried out other work connected with the school hygiene, viz. giving lectures on sanitation, inspection of school premises, etc.

12. The Schools Committee with a view to giving the benefit of actual medical treatment to pupils, especially the poorer ones, have been maintaining a fully-equipped clinic at the K.E.M. Hospital. Pupils willing to undergo treatment at the Clinic are conveyed to and from the Clinic in buses maintained for the purpose by the Schools Committee and are given careful treatment at the K.E.M. Hospital. The number of children treated at the Clinic was 2,235. It may be stated

Clinical work.

here that children undergoing treatment in one section are referred for treatment to one or more departments if suffering simultaneous with other complaints and as such the total number of cases so treated during the year under report was 6,661. There is also a part-time dental surgeon who goes from school to school and treats dental cases on the spot. He treated 889 children during the year under report. The attendance of school children in the different departments of the K.E.M. Hospital in 1934-35, was as under :—

Medical & Surgical	570
Aural	387
Ophthalmic	329
Dental	384
Skin	565
			Total
			.. 2,235

13. The year under report opened with a balance of Rs. 22,712-14-6. The Budgetted opening balance for the year being Rs. 20,000 only, the excess was refunded to the Corporation as per Corporation Resolution No. 7666 of 28th November 1929. The total amount at the disposal of the Schools Committee during the year was Rs. 31,64,725-6-1 as follows :—

Opening Balance.	Municipal Grant.	● Other Miscellaneous Receipts.	Total.
Rs.	Rs.	Rs.	Rs.
20,000.	31,16,310.	28,415-6-1	31,64,725-6-1.

The total expenditure incurred during the year was Rs. 31,40,769-4-8 and the Closing Balance Rs. 23,956-1-5. Details of the Income and Expenditure for the year will be found in Appendix A.

14. The Grant originally demanded from the Corporation by the Schools Committee was Rs. 35,61,620 against which the Corporation sanctioned a grant of Rs. 31,16,910 (i.e. Rs. 31,50,000—Rs. 33,090 for temporary cuts in salaries.) The grant sanctioned by the Corporation being less by Rs. 4,11,820, the Committee had to resort to very drastic measures for balancing their Budget within the Grant sanctioned by the Corporation. The following measures among others were adopted for this purpose :—

1. Continuance of the Shift System in Municipal Schools without Payment of allowances to teachers and peons.
2. Dispensing with the services of about 185 non-permanent teachers from 1st August 1934.
3. Stopping further supply of Furniture and other school equipment to schools.
4. Preventing further increase in the expenditure on Rent by deciding not to engage any new premises.
5. Cutting down the expenditure on Grants-in-Aid to private Schools.

Besides these, several minor cuts were applied to the expenditure wherever possible, and as a result, the Schools Committee were able to manage the department within the grant sanctioned by the Corporation, although there was an increase of more than 3,000 in the number of pupils. The various measures adopted by the Committee to reduce their expenditure have reduced the efficiency of the department. Every year the increase in the number of children attending schools comes to about 3 to 4 thousand. However, the full number of teachers required for the Municipal Schools as per rules sanctioned by the Corporation is not being maintained owing to the growing financial difficulties with the result that the Shift System has been introduced in almost all the schools and classes of 50 and 60 pupils are given under one teacher in several cases. The appointments of substitutes in leave vacancies has also been stopped.

15. The expenditure on the Schools Committee's Head Office, which is paid out of the General Municipal Fund was Rs. 61,353-9-5 for the year. The staff of this office, mainly consists of the Secretarial, the Accounts, the Record and the Correspondence branches of the department.

Expenditure on the Head Office.

16. The grant paid by Government to the Municipality for Primary Education during the year amounted to Rs. 7,39,000, after taking into account, the cut and adjustment for previous years.

Government Grant on the Cost of Primary Education.

17. The average expenditure per pupil for Municipal School children calculated on the number of pupils on rolls on the last day of the year was 42.4, which is the lowest since 1920-21. Calculated on the average number of children on rolls throughout the year, the figure works out to Rs. 44.3 as against Rs. 46.8 of the previous year. If we add also the expenditure on the Head Office, then the two figures will respectively be 43.3 and 45.2. The average cost per pupil has been reduced from year to year owing to the drastic measures for the reduction in expenditure but this has got a corresponding effect on the efficiency of education.

Average expenditure per pupil.

18. The Accounts of the Schools Committee were audited by the Municipal Auditors Mr. Thakordas J. Parekh and Khan Saheb Abdul Aziz—and the Committee are glad to find that they have taken great pains to make the audit as thorough as possible. The valuable suggestions made by them were also considered and accepted by the Committee.

Audit of the Accounts.

19. Prof. V. G. Rao, B.A., LL.B., (Cantab.), Bar-at-Law, O.A., J.P., and Mr. V. C. Setalvad, B.A., LL.B., continued to hold offices of District Commissioner and Assistant District Commissioner of the Municipal Boy Scouts respectively, during the year under report. The number of Troops and Packs rose during the year from 144 to 146 and that of Scouts and Cubs from 3,606 to 3,768. The several Scout activities were continued as usual. The Social Welfare Centre conducted by the Municipal Scout and Cubmasters at Taikalwadi, which is a Colony mostly inhabited by the Municipal menials, deserves particular mention. The Standing Committee has been paying a monthly grant of Rs. 75 for running the activities at that centre.

The Boy Scouts.

20. Mrs. Khadija Shuffi Tyabji, J.P., held the office of the District Commissioner of Municipal Girl Guides throughout the year. The total number of Guides and Bluebirds at the end of the year was 1,701 including 591 Guides and 1110, Bluebirds. The number of Bluebird Flocks was 62 and that of Guide Companies 24. The Guides and Guiders took part in their respective District Rallies. The Annual Rally of the Municipal Guides was held under the Presidentship of Mr. Husseinally M. Rahimtoola, B.A., M.L.C., J.P., the Mayor of Bombay.

The Girl Guides.

21. The experiment of conducting the 'Central Schools' i.e. the Upper Primary Schools in which subjects of Handicrafts were taught, has proved successful and all the 22 Central Schools started in the previous year were maintained as such with a fair success. No addition could be made to the number of the Central Schools or in the subjects taught owing to financial stringency. The Classes in Carpentry have shown a good progress. As many as 182 boys were sent up to I & II Year Carpentry Examinations and 163 of them have been successful. The question of supplying adequate equipments to these schools is a very important one and the success of the scheme much depends upon the supply of all sorts of equipment without which instruction in the special subjects cannot be imparted with profit. An Exhibition of Handicraft and sewing articles etc. prepared by the boys and girls in the Municipal Schools was held and it made a total return of Rs. 800 as a result of the sale of the articles exhibited.

Teaching of Handicrafts.

22. The Rahimtoola Currimbhoy Training Institute for Urdu lady teachers had on roll the following numbers in the several classes :—

The R. C. Trg. Institute.

V.F.	17
1st Year		
Junior	12
1st Year		
Senior	10

The permanent teachers who were deputed by the Schools Committee for further study at the Institute were given full pay and others were paid stipends.

23. The Annual Sports and the Teachers' Conference and Education Week were held as usual. The subject chosen for the Conference and the Education Week was 'the Teaching of Language'. An Exhibition of models, charts, etc. on the subject which was arranged during the Conference attracted large crowds of people. An Exhibition of foodstuffs and vitamins for the benefit of the Municipal Teachers was also arranged with the co-operation of Dr. S. Noronha, B. Hy., L.M. & S., D.C.M. & H., (Eng.) D.T.M. (London) F.C.P.S., under the joint auspices of the Schools Committee and the Bombay Presidency Baby Week and Health Association. There was no addition to the number of Municipal-owned school buildings during the year. The Revised Curriculum of studies shortening the primary school course by one year was re-submitted to the Corporation for their approval and the Corporation having now given their approval, it has been sent to Government for their final sanction. The seven Local Ward Committees carried on their work with interest in the various activities of the Schools Committee and many of the suggestions made by them were considered and accepted by the Schools Committee. The B Ward Local Committee held four propaganda meetings and the Schools Committee gave them a grant of Rs. 50 for the expenses of such meetings. The Co-operative Credit Bank for the Schools Committee's employees has made rapid progress during the year under report. Owing to the prosperous business which the Bank could carry on during the year, a dividend of 7½ per cent on the shares has been declared as a result of its working in 1934-35.

24. There were 17 cases of deaths and retirements and 15 cases of resignations.
Deaths, Retirements, etc.

25. In conclusion, the Schools Committee place on record their appreciation of the services rendered by the staff of officers, clerks, teachers, and menials during the year under report.
Appreciation of the work done by the staff.

Bombay, 21st September 1935.

R. V. PARULEKAR,
Secretary, Schools Committee.

Accompaniments Appendices A, B & D.

APPENDIX B.

Balance Sheet of the "School Fund" for the year 1934-1935.

ASSETS.			LIABILITIES.		
	Rs. a. p.	Rs. a. p.	Rs. a. p.	Rs. a. p.	Rs. a. p.
Imperial Bank of India Government, etc., Paper Deposit Account—				Deposit Account	
				Deposit re: Court Attachment	
				Unclaimed Wages Deposit Account	
				Donation re: Scholarships to Urdu Girls' Schools	
				Harkisondas Brijlal Prize Fund—	
				Principal	600 0 0
				Interest	22 3 1
				Dr. Blaney Prize Fund—	
				Principal	1,800 0 0
				Interest	81 1 2
				Madhavdas Raghunathdas Prize Fund—	
				Principal	500 0 0
				Interest	17 8 0
				Jivkore Lalubhai Scholarship & Prize Fund	
				Principal	3,000 0 0
				Interest	110 0 0
				Bachubai S. Bengali Prize Fund—	
				Principal	1,200 0 0
				Interest	49 4 2
				Lady Hardinge Prize Fund—	
				Principal	1,600 0 0
				Interest	97 0 7
				R. S. Taki Scholarship & Prize Fund—	
				Principal	1,100 0 0
				Interest	77 15 0
				War Loan Prize Fund—	
				Principal	4,400 0 0
				Interest	269 3 1
				Rambhabai Laldas Prabhudas Scholarship & Endowment Fund—	
				Principal	10,000 0 0
				Interest	225 0 0
				Parmanand Raja Endowment Fund	
				Valibai Vallabhdas Endowment Fund	
				Nagardas Raghunathdas Scholarship & Endowment Fund—	
				Principal	23,000 0 0
				Interest	160 11 0
				Navalbai Raghunathdas Scholarship Fund—	
				Principal	2,800 0 0
				Interest	228 10 8
				Madhavrao Bokde Free School Endowment Fund	
				N. G. Wellkar Scholarship & Prize Fund—	
				Principal	1,100 0 0
				Interest	44 9 6
					1,144 9 6
1. Trust Fund Investment Securities:—					
3½ per cent. Government Loan (1842-43)	37,300 0 0				
3½ per cent. Government Loan (1954-55)	6,700 0 0				
3½ per cent. Government Loan (1900-01)	13,000 0 0				
2½ per cent. Government Loan (1865)	1,100 0 0				
3½ per cent. Government Loan (1879)	1,000 0 0				
		59,100 0 0	59,100 0 0		
5 per cent. Tax Free Loan (1945-55)		22,300 0 0	22,300 0 0		
4½ per cent. Loan (1955-60)		12,600 0 0	12,600 0 0		
6½ per cent. Bombay Dev. Loan (1935)		900 0 0	900 0 0		
4 per cent. Bombay Municipal 2½ Lacs Loan (1943)	1,000 0 0				
4 per cent. Bombay Municipal 70 Lacs Loan (1974)	29,000 0 0	30,000 0 0	30,000 0 0		
6 per cent. Bombay Municipal 160 Lacs Loan (1954)	85,000 0 0				
6 per cent. Bombay Municipal 40 Lacs Loan 1930 (1950-60)	500 0 0	35,500 0 0	35,500 0 0		
4 per cent. Port Trust Bonds		26,500 0 0	26,500 0 0		
One share of the Ahmedabad Commercial Mills Co., Ltd.		1,000 0 0	1,000 0 0		
2. Surplus Cash Investment Securities—					
3½ per cent. Government Loan (1900-01)	5,000 0 0				
3½ per cent. Government Loan (1842-43)	6,200 0 0	11,200 0 0	10,801 0 0		
At face value		1,99,100 0 0	At cost 1,98,701 0 0		
Chief Accountant, Bombay Municipality (Deposit re: Provident Fund Investment)			19,67,586 0 0		
Advances—					
(a) To Officials—					
Secretary, Schools Committee	150 0 0				
Superintendent Aided Schools	40 0 0				
Superintendent Aided Schools (for Cinema)	20 0 0				

Special Attendance Officer	40 0 0		
Head Master, B. C. Training Institute	15		
Parcel School Handicraft Class	10 0 0		
Supervisor, Drawing & Handicrafts	15 0 0		
Khatwadi Central School Clock-repairing Class	10 0 0		
Lady Librarian	10 0 0		
Head Master, Fortis Road Marathi School for Manual Training Class	20 0 0		
Fortis Road Printing Press	100 0 0		
Scout Organiser	20 0 0		
Librarian, Teachers' Library	10 0 0		
Girl-Guide Organiser	10 0 0		
Head Master, Teachers' Training Class	10 0 0		
Head Master, Nalgaun Road Marathi School for Tailoring Class	10 0 0		
Medical Inspector	15 0 0	405 0 0	
B) Advances to Head Teachers—			
Marathi Schools	1,651 2 0		
Gujarati Schools	679 2 0		
Urdu Schools	883 11 0	3,213 13 0	
C) Advance for printing Music Books			
		346 0 0	
Bank & Cash Balances—			
Balance at Bank		25,740 12 7	
In the Office Treasury		497 11 6	
		26,238 8 1	
			2,054 15 0
Total Rs.			21,96,586 7 1

Jairajbhai Peerbhai Girls' School Trust Fund			2,400 0 0
Thakur Peraj Padamsi Lohana Kanyashala Prize & Endowment Fund—			
Principal	8,000 0 0		
Interest	60 0 0		
			8,060 0 0
Parvatibai Dwarikadas Prize Fund—			
Principal	200 0 0		
Interest	8 7 2		
			208 7 2
Golden Jubilee of S. S. Bengali Girls' School Trust Fund—			
Principal	5,000 0 0		
Interest	284 0 0		
			5,284 0 0
Dwarikadas Tribhovanadas Garba Party Lahani Prize Fund—			
Principal	2,500 0 0		
Interest	149 10 0		
			2,649 10 0
Ratansi Mulji Scholarship & Endowment Fund—			
Principal	10,000 0 0		
Interest	150 0 0		
			10,150 0 0
Maneckbhai Ratansi Prize Fund—			
Principal	1,000 0 0		
Interest	88 8 0		
			1,088 8 0
Dwarikadas Tribhovanadas Prize Fund—			
Principal	2,500 0 0		
Interest	152 3 3		
			2,652 3 3
Rahimtoola Currimbhoy Training Institute for Women Scholarship Fund—			
Principal	18,000 0 0		
Interest	4,331 5 1		
			22,331 5 1
Padmabai Quran Shahi School Trust Fund			
			6,500 0 0
Jeshtaram Premji Girls' School Trust Fund			
			9,100 0 0
Bai Gulabai Haribhai Shah Prize Fund—			
Principal	900 0 0		
Interest	96 8 11		
			996 8 11
Bai Khorshedbai Dorabji Prize Fund—			
Principal	500 0 0		
Interest	30 3 6		
			530 3 6
Bai Anandibai Keskar Prize Fund			
			101 0 0
Cash Deposits from Contractors			
			975 0 0
Provident Fund Account			
			78,239 14 0
Non-contributory Provident Fund			
			20,58,969 0 6
Less—Advances to Subscribers			
	72,415 0 0		
Less—Insurance premia out of Provident Fund			
	19,940 8 0		
		92,365 8 0	
			19,56,613 8 6
Schools Committee's Employees' Co-operative Bank's Deposit Account			
			312 0 0
Income-tax			
			2,928 14 0
Excess of Receipts over Expenditure to 31st March 1935			
			23,956 1 5
			21,96,586 7 1
			Total Rs.

S. M. PALEKAR,
Superintendent of Accounts.

R. V. PARULEKAR,
Secretary, Schools Committee.

APPENDIX D.
THE PROGRESS OF PRIMARY EDUCATION IN BOMBAY.

Year.	No. of Schools.	Increase or decrease as compared with previous year.	No. of pupils.	Increase or decrease as compared with previous year.	Expenditure on salaries of teachers and servants.	Expenditure on rent.	Total expenditure including miscellaneous expenditure.	Increase or decrease as compared with previous year.
	<i>A.—Under the Joint Schools Committee.</i>				Rs.	Rs.	Rs.	Rs.
*1900-01	62	6,134	45,000	19,000	81,861
@1908-09	102	+ 40	10,314	+ 4,180	1,35,931 (Approximately.)	58,422	1,54,888	+ 1,73,027
	<i>B.—Under the Municipal Schools Committee from year to year.</i>				* Being the first year of the Joint Schools Committee.			
					@ Being the last year of the Joint Schools Committee.			
1910-11	127	+ 13	13,255	+ 1,696	1,74,839	62,207	3,30,890	+ 42,688
1911-12	142	+ 15	15,861	+ 2,606	1,84,249	76,560	3,38,268	+ 7,373
1912-13	160	+ 18	16,746	+ 885	2,00,922	86,002	3,78,088	+ 39,825
1913-14	174	+ 14	18,846	+ 2,100	2,31,086	1,02,751	4,37,816	+ 59,728
1914-15	179	+ 5	18,046	- 800	2,52,901	1,14,618	4,77,963	+ 40,147
1915-16	183	+ 4	21,669	+ 3,623	2,65,460	1,20,192	5,02,173	+ 24,210
1916-17	195	+ 12	23,987	+ 2,318	3,05,155	1,32,913	5,68,398	+ 66,225
1917-18	211	+ 16	28,377	+ 4,390	3,87,829	1,63,197	6,95,243	+ 1,28,845
1918-19	233	+ 22	26,832	+ 1,545	4,77,007	1,98,796	8,53,437	+ 1,58,194
1919-20	250	+ 17	28,228	+ 1,396	8,63,026	2,15,809	12,87,211	+ 4,33,774
1920-21	273	+ 23	32,211	+ 3,983	11,01,110	2,37,086	15,91,298	+ 3,04,087
1921-22	298	+ 25	35,062	+ 2,851	12,97,036	2,72,465	19,63,573	+ 3,72,275
1922-23	334	+ 36	36,840	+ 1,778	14,92,310	3,56,536	22,23,892	+ 2,60,319
1923-24	333	- 1	39,987	+ 3,147	16,11,058	4,14,703	24,38,974	+ 2,15,082
1924-25	337	+ 4	37,816	- 2,171	16,08,063	4,08,386	23,46,550	- 92,424
1925-26	343	+ 6	43,063	+ 5,247	16,28,489	4,68,510	25,44,099	+ 1,97,549
1926-27	345	+ 2	47,087	+ 4,024	17,38,553	4,94,216	30,33,991	+ 4,89,892
1927-28	344	- 1	50,249	+ 3,162	18,55,332	4,77,955	29,60,599	- 83,391
1928-29	341	- 3	49,659	- 590	19,46,727	4,76,459	30,12,213	+ 61,614
1929-30	326	- 15	51,710	+ 2,051	19,01,154	4,54,323	29,68,294	- 43,919
1930-31	330	+ 4	56,093	+ 4,383	19,87,139	4,46,241	30,68,579	+ 1,00,285
1931-32	349	+ 19	61,196	+ 5,103	20,78,666	4,28,576	31,59,992	+ 91,413
1932-33	350	+ 1	62,348	+ 1,152	20,83,377	4,43,846	30,95,344	- 64,647
1933-34	350	66,920	+ 4,572	21,85,824	4,43,497	32,01,190	+ 1,05,846
1934-35	349	- 1	70,184	+ 3,264	21,44,832	4,45,046	31,40,769	- 60,421

THE SCHOOLS COMMITTEE'S OFFICE,
Bombay, 18th September 1934.

R. V. PARULEKAR,
Secretary, Schools Committee.

BOMBAY, 2nd August 1935;

FROM

THE MUNICIPAL AUDITORS,

BOMBAY.

To

THE MUNICIPAL SECRETARY,

BOMBAY.

SIR,

As directed in Town Council Resolution No. 1455, dated the 6th October 1879 and with reference to Section 137 of the City of Bombay Municipal Act, we beg to submit our report on the scrutiny of outstanding bills of Municipal Rates and Taxes and Riot Taxes which were in the hands of the ward clerks in the several ward offices and in the office of the Assessor and Collector on the 31st March 1935. The details of the outstanding amounts by years and wards are given in the statements A and B (appended). The outstandings on the 31st March 1935 are summarized below :—

	No. of Bills.	Amount.
		Rs. a. p.
(a) Property taxes including Wheel Tax.	12,922	30,93,954 6 10
(b) Meter hire	180	4,223 8 0
(c) Payment by Government in lieu of the General tax under Section 144 of the Municipal Act	5,91,484 11 0
(d) Additional General Tax No. V ...	972	70,979 14 0
(e) " " " VI ...	64	8,071 7 0
(f) " " " VII ...	109	2,825 4 0
(g) " " " VIII ...	101	296 0 0
(h) " " " X ...	15,562	16,25,802 8 0
(i) " " " XI ...	2,809	12,760 1 0
Total ...	32,719	54,04,397 11 10

2. The outstanding balances under (a), (b) and (c) above as compared with those of the previous year, are as follows :—

No.	Particulars.	Outstandings on 31-3-1934.	Outstandings on 31-3-1935.
		Rs. a. p.	Rs. a. p.
1	Payment by Government in lieu of the General tax under Section 144 of the Municipal Act	5,44,165 15 0	5,91,484 11 0
2	Government (Water and Halalkhore taxes)	7,691 1 0	3,936 11 0
3	Port Trust	408 0 0	5,101 14 0
4	City Improvement Trust... ..	73,919 11 0	89,737 10 0
5	G. I. P. Railway	4,40,208 11 0	6,52,788 0 0
6	B. B. & C. I. Railway	88,938 13 0	2,85,680 2 0
7	Mills	3,05,130 5 0	1,71,014 4 0
8	Other rate-payers	15,82,670 12 11	19,35,695 18 10
	Total Rs. ...	29,93,133 4 11	36,85,439 1 10
	Meter hire	8,605 13 0	4,223 8 0
	Grand Total Rs. ...	29,96,739 1 11	36,89,662 9 10

3. From the above figures it will be seen that there was an increase of Rs. 6,92,305 in the outstanding balance on the 31st March 1935 when compared with that on the same date last year. The increase was the net result of increases of Rs. 47,318 in (1), Rs. 4,693 in (3), Rs. 2,12,579 in (5), Rs. 2,46,741 in (6), and Rs. 3,53,025 in (8), counterbalanced by decreases of Rs. 3,754 in (2), Rs. 34,182 in (4), and Rs. 1,34,116 in (7).

The increases of Rs. 2,12,579 in the G. I. P. Railway and of Rs. 2,46,741 in the B. B. & C. I. Railway were due to the complaints against increased assessment being under consideration. The increase of Rs. 3,53,025 under other rate payers was due to financial stringency on account of general depression of trade in Bombay. The decreases of Rs. 34,182 under City Improvement Trust and of Rs. 1,34,116 under Mills were due to greater recoveries having been effected. The amount of Rs. 5,91,484, due from Government was recovered in April 1935.

4. During the year under report the Municipality issued bills in connection with the communal riots of 1932 (X), and of the Northbrook Gardens riots of 1933 (XI). The amounts of compensation awarded by the Chief Presidency Magistrate in these cases were Rs. 20,45,761 and Rs. 17,000 respectively.

5. Under Meter hire there was an increase in the outstanding balance on 31st March 1935 (*viz.* Rs. 4,223-8-0) compared with that of the previous year (*viz.* Rs. 3,605-13-0). Under street number-plates there were no bills outstanding.

6. Of the total outstandings on 31st March 1935 *viz.* Rs. 36,85,439 1-10, Rs. 15,35,908-1-11 were recovered during the quarter ending 30th June 1935, and bills amounting to Rs. 17,902-3-6 were recalled and cancelled thus leaving a balance of Rs. 21,31,628-12-5 outstanding on 30th June 1935.

The following figures represent the transactions of the whole year :—

Property and Wheel taxes.		Rs.	a.	p.
Balance on 1st April 1934	...	29,93,133	4	11
Demand for the year 1934-35	...	2,51,39,444	6	8
	Total Rs.	2,81,32,577	11	7
Less—Recoveries during the year	...	2,44,08,394	14	9
Balance outstanding on 31st March 1935, exclusive of Meter hire	...	37,24,182	12	10*

* Includes Rs. 38,743-11-0 on account of structures belonging to the Port Trust.

7. The amounts of draw-backs allowed during the year under review aggregated Rs. 3,74,689-14-0 against Rs. 3,40,981-5-0 during the previous year. Bills of the total value of Rs. 5,633-10-6 were written off under Section 216 of the Municipal Act, under several orders of the Standing Committee.

8. The total number of bills for examination was 32,719. Some of these bills were not produced for examination as they were stated by the Assessment Department to have been paid after 31st March 1935 or filed in suits pending in Courts.

9. This, together with the statements, forms part of the Municipal Administration Report on the accounts for the year 1934-35 now under preparation.

We have the honour to be,
Sir,
Your most obedient servants,
T. J. PAREKH,
ABDUL AZIZ,
Municipal Auditors.

STATEMENT A.

Outstanding Balances on 31st March 1935.

Year.	Wards.	No. of Bills.	Details of Demand.								REMARKS.
			General Tax.	Water Tax.			Halalkhore Tax.		Tax on Vehicles and Animals.	Total.	
				On Value.	By Meter Measurement.	Compounded Tax.	On Value.	At a special rate.			
1	2	3	4	5	6	7	8	9	10	11	
1924-25	D Ward	1	Rs. a. p. 169 6 0	Rs. a. p.	Rs. a. p. 28 8 0	Rs. a. p.	Rs. a. p. 22 6 0	Rs. a. p.	Rs. a. p.	Rs. a. p. 169 6 0	
"	E "	1	28 8 0	
"	G "	6	85 15 0	28 3 0	128 8 0	
	Total	8	255 6 0	56 8 0	28 8 0	22 6 0	324 6 0	
1925-26	D Ward	8	149 0 0	50 6 0	40 3 0	239 8 0	
"	E "	2	465 12 0	12 0 0	121 8 0	599 4 0	
"	G "	6	76 2 0	25 2 0	1,138 8 0	19 14 0	1,269 15 0	
	Total	16	691 8 0	75 7 0	1,150 8 0	181 9 0	2,098 11 0	
1926-27	D Ward	11	965 5 0	67 8 0	258 3 0	1,286 0 8	
"	E "	5	1,818 10 0	311 7 0	473 0 0	2,603 1 0	
"	G "	10	74 14 0	24 8 0	1,093 0 0	19 6 0	1,211 12 0	
	Total	26	2,853 13 0	403 7 0	1,093 0 0	745 9 0	5,100 13 0	
1927-28	D Ward	12	886 6 0	42 2 0	234 5 0	190 0 0	1,350 13 0	
"	E "	10	3,072 1 0	678 1 0	810 2 0	4,560 4 0	
"	G "	12	118 0 0	38 10 0	678 0 0	30 10 0	865 4 0	
	Total	34	4,076 7 0	758 13 0	678 0 0	1,073 1 0	190 0 0	6,776 5 0	
1928-29	C Ward	3	25 6 0	15 4 0	9 4 0	49 14 0	
"	D "	23	1,469 8 0	199 5 0	384 14 0	190 0 0	2,243 11 0	
"	E "	11	2,657 0 0	531 13 0	113 12 4	693 2 0	3,995 11 4	
"	G "	15	218 5 0	55 9 0	284 1 0	91 15 0	649 14 0	
	Total	51	4,370 8 0	801 15 0	297 13 4	1,179 5 0	190 0 0	6,939 2 4	

STATEMENT A—(continued).

Year.	Wards.	No. of Bills.	Details of Demand.								REMARKS.
			General Tax.	Water Tax.			Halalkhore Tax.		Tax on Vehicles and Animals.	Total.	
				On Value.	By Meter Measurement.	Compounded Tax.	On Value.	At a special rate.			
1	2	3	4	5	6	7	8	9	10	11	
1929-30	G. P. R.	2	Rs. a. p. 4,567 6 0	Rs. a. p. ...	Rs. a. p.	Rs. a. p.	Rs. a. p.	Rs. a. p.	Rs. a. p.	Rs. a. p. 4,567 6 0	
"	T Ward	1	44 14 0	14 10 0	11 11 0	71 8 0	
"	C "	2	69 0 0	22 9 0	18 0 0	109 9 0	
"	D "	12	1,089 12 0	93 9 0	804 1 0	25 0 0	1,511 13 0	
"	E "	11	2,592 5 0	477 3 0	676 3 0	3,745 11 0	
"	G "	7	515 18 0	39 12 0	288 1 0	134 9 0	978 8 0	
	Total	35	8,979 2 0	647 2 0	288 1 0	1,144 0 0	25 0 0	10,983 13 0	
1930-31	A Ward	1	25 0 0	25 0 0	
"	G. P. R.	2	4,567 6 0	4,567 6 0	
"	T Ward	3	93 10 0	30 8 0	24 10 0	148 12 0	
"	B "	9	455 1 0	159 4 0	127 5 0	75 0 0	816 10 0	
"	U "	5	500 6 0	593 11 0	474 13 0	1,568 14 0	
"	D "	14	580 8 0	123 2 0	152 14 0	58 5 0	914 13 0	
"	E "	18	4,388 11 0	559 12 0	1,160 5 0	6,108 12 0	
"	F "	7	25 9 0	51 6 0	41 2 0	303 5 0	421 6 0	
"	G "	22	754 8 0	66 8 0	410 12 0	196 12 0	108 5 0	1,536 13 0	
	Total	81	11,365 11 0	1,584 3 0	410 12 0	2,177 13 0	569 15 0	16,108 6 0	
1931-32	A Ward	18	960 15 0	312 7 0	328 15 0	257 11 0	1,860 0 0	
"	G. P. R.	3	4,567 6 0	34 8 0	4,601 14 0	
"	T Ward	167	1,486 12 0	487 0 0	408 7 0	2,382 3 0	
"	B "	35	6,146 3 0	1,604 1 0	2 8 0	1,482 11 0	70 0 0	9,305 7 0	
"	C "	11	3,857 5 0	111 13 0	1,001 8 0	25 0 0	4,995 10 0	
"	D "	35	1,403 13 4	378 13 1	527 8 0	375 9 11	544 3 0	3,229 15 4	
"	E "	35	6,819 8 0	258 6 0	1,817 15 0	8,895 13 0	
"	F "	5	214 14 0	61 8 0	138 5 0	414 11 0	
"	G "	33	3,051 2 0	432 0 0	948 0 0	50 0 0	4,481 2 0	
	Total	342	28,507 14 4	3,584 8 1	527 8 0	2 8 0	6,424 9 11	34 8 0	1,085 3 0	40,166 11 4	

STATEMENT A—(continued).

Year.	Wards.	No. of Bills.	Details of Demand.								REMARKS.
			General Tax.	Water Tax.			Halalkhore Tax.		Tax on Vehicles and Animals.	Total.	
				On Value.	By Meter Measurement.	Compounded Tax.	On Value.	At a special rate.			
1	2	3	4	5	6	7	8	9	10	11	
			Rs. a. p.	Rs. a. p.	Rs. a. p.	Rs. a. p.	Rs. a. p.	Rs. a. p.	Rs. a. p.	Rs. a. p.	
1932-33	A Ward	35	1,052 5 0	139 8 0	284 10 0	271 11 0	1,727 13 0	
"	G. P. R.	53	2,04,386 6 0	8 10 0	2,04,395 0 0	
"	T Ward	331	3,367 15 0	1,107 18 0	3,177 13 0	918 8 0	8,573 1 0	
"	B "	91	13,055 10 0	3,585 11 0	10 0 0	3,515 6 0	370 0 0	20,536 11 0	
"	C "	37	6,416 13 0	1,216 14 0	94 11 0	1,765 15 0	207 6 0	9,701 11 0	
"	D "	81	5,795 13 8	1,709 1 2	1,123 2 0	1,530 6 10	991 10 0	11,160 1 8	
"	E "	63	8,310 2 0	1,456 2 0	179 6 0	2,132 2 0	254 0 0	12,331 12 0	
"	F "	32	1,441 13 6	823 10 0	1 0 0	436 9 0	20 0 0	2,223 0 6	
"	G "	70	9,426 11 0	1,098 12 0	3,390 14 0	2,694 9 0	16 0 0	16,526 14 0	
	Total	793	2,53,253 9 2	10,637 2 2	7,865 14 0	11 0 0	13,358 1 10	8 40 0	2,130 11 0	2,87,165 0 2	
1933-34	A Ward	261	64,250 11 6	8,021 7 0	19,109 12 0	19,940 2 0	1,908 5 0	1,13,235 5 6	
"	G. P. R.	175	2,33,321 0 0	6,353 12 0	152 13 0	2,39,827 9 0	
"	T Ward	268	5,014 12 0	1,517 13 0	2,483 8	45 0 0	1,501 14 0	10,562 15 0	
"	B "	250	29,621 8 0	6,877 12 0	68 5 0	84 13 0	7,979 3 0	1,408 8 0	46,934 12 0	
"	C "	154	17,420 10 0	3,336 9 0	45 11 0	27 6 0	4,918 13 0	1,125 0 0	26,874 1 0	
"	D "	175	9,061 14 4	1,474 0 1	5,211 9 0	3,201 1 11	2,183 0 0	20,131 9 4	
"	E "	168	15,832 2 0	2,666 7 0	621 1 0	4,270 9 0	1,416 10 0	24,506 12 0	
"	F "	65	3,698 7 0	625 12 0	75 13 0	2 0 0	990 4 0	281 11 0	5,683 15 0	
"	G "	197	12,012 5 0	2,411 8 0	5,593 2 0	7 8 0	3,299 13 0	707 7 0	24,032 0 0	
	Total	1,713	3,90,233 0 10	26,941 4 1	23,209 2 0	166 11 0	51,465 7 11	152 13 0	9,020 9 0	5,11,188 15 10	

STATEMENT A—(concluded).

Year.	Wards	No. of Bills.	DETAILS OF DEMANDS								Meter Hire for all the years.	
			General Tax.	Water Tax.			Halalkhore Tax.		Tax on Vehicles and Animals.	Total.	No. of bills.	Amount.
				On Value.	By Meter Measurement.	Compounded Tax.	On Value.	At a special rate.				
1	2	3	4	5	6	7	8	9	10	11	12	13
			Rs. a p.	Rs. a p.	Rs. a p.	Rs. a p.	Rs. a p.	Rs. a p.	Rs. a p.	Rs. a p.		Rs. a p.
1934-35.	A	1,566	2,50,914 13 0	46,192 0 0	25,567 9 0	36 11 0	62,655 15 6	...	19,443 7 8	4,14,750 8 2	45	1,522 8 0
"	G. P. R.	228	4,16,269 11 0	48,988 3 0	16,170 2 0	8,119 8 0	4,89,547 8 0	1	24 0 0
"	T	392	10,173 0 0	2,485 9 0	2,854 2 0	80 0 0	2,407 13 0	18,000 8 0	3	87 0 0
"	B	1,526	2,19,808 7 0	59,308 9 0	16,873 10 0	306 15 0	55,429 4 0	7,670 11 0	3,59,397 8 0	16	297 12 0
"	C	899	1,05,523 1 0	28,854 11 0	6,307 15 0	302 9 0	38,157 7 0	4,605 12 0	1,73,751 7 0	5	65 12 0
"	D	1,905	1,86,423 1 0	48,772 15 0	42,089 10 0	309 0 0	47,902 6 0	22,799 3 0	3,28,195 2 0	21	338 12 0
"	E	1,246	1,05,978 2 0	26,775 1 0	13,887 0 0	92 11 0	26,862 9 0	12,978 11 0	1,86,574 2 0	25	460 4 0
"	F	863	76,422 14 0	16,208 4 0	8,085 13 0	63 2 0	18,917 12 0	6,329 4 0	1,26,027 1 0	20	283 0 0
"	G	1,208	56,870 2 0	11,684 0 0	21,066 8 0	70 15 0	14,953 1 0	6,203 7 0	1,10,848 7 0	40	1,144 8 0
		9,824	14,37,383 3 0	2,40,221 7 0	1,65,719 5 0	1,161 15 0	2,74,456 5 6	8,119 8 0	80,030 6 8	22,07,092 3 2		
	Grand Total	12,922	21,41,874 7 4	2,35,683 7 4	2,11,368 8 4	1,342 2 0	3,52,128 10 2	8,315 7 0	93,241 12 8	30,93,954 6 10		
										Amount due from Government in lieu of the general tax under Section 144 of the Municipal Act for the year 1934-35		5,91,484 11 0
										GRAND TOTAL		36,85,439 1 10
											180	4,223 8 0

346

MUNICIPAL OFFICE,
Bombay, 2nd August 1935.

T. J. PAREKH,
ABDUL AZIZ,
Municipal Auditors.

Appendix B.

Bills on account of Riot Taxes outstanding on 31st March 1935.

Ward.	No. V.		No. VI.		No. VII.		No. VIII.		No. X.		No. XI.	
	Bills.	Amount.	Bills.	Amount.	Bills.	Amount.	Bills.	Amount.	Bills.	Amount.	Bills.	Amount.
1	2	3	4	5	6	7	8	9	10	11	12	13
		Rs. a. p.		Rs. a. p.		Rs. a. p.		Rs. a. p.		Rs. a. p.		Rs. a. p.
A	93	2,398 0 0	5	21 8 0	9	29 9 0	2	26 13 0	1,587	2,37,271 2 0	198	742 1 0
G. P. R.	16	39,228 0 0	1	2,768 13 0	1	1,939 3 0	26	46,788 15 0	2	62 14 0
T	28	2,524 3 0	6	60 4 0	11	97 6 0	68	93 0 0	15	4,732 1 0	19	95 3 0
B	269	12,329 15 0	52	220 14 0	87	254 15 0	31	176 3 0	3,503	3,71,779 3 0	373	1,665 5 0
O	78	3,103 2 0	1	4 3 0	3,914	4,43,294 3 0	1,929	9,062 1 0
D	126	5,807 15 0	2,133	2,22,723 10 0	244	963 6 0
E	158	3,855 7 0	1,849	1,21,404 8 0	24	85 8 0
F	131	678 8 0	638	88,698 11 0
G	73	1,054 12 0	1,897	88,610 3 0	20	83 11 0
Total ..	972	70,979 14 0	64	3,071 7 0	109	2,325 4 0	101	296 0 0	15,562	16,25,302 8 0	2,809	12,760 1 0

347

MUNICIPAL OFFICE,
BOMBAY, 2nd August 1935.

T. J. PAREKH;
ABDUL AZIZ,
Municipal Auditors.

BOMBAY, 18th September 1935.

FROM

THE MUNICIPAL AUDITORS,

BOMBAY.

TO

THE MUNICIPAL SECRETARY,

BOMBAY.

SIR,

We have the honour to submit herewith our report on the Schools Committee's Accounts for the year 1934-35, with a view to the same being printed with the Municipal Administration Report for the year under preparation.

We have the honour to be,

Sir,

Your most obedient servants,

T. J. PAREKH,

ABDUL AZIZ,

Municipal Auditors.

**REPORT ON THE ACCOUNTS OF THE SCHOOLS COMMITTEE FOR
THE YEAR 1934-35.**

1. The audit of the accounts of the Schools Committee for the year 1934-35 was carried out by the Municipal Auditors appointed by the Corporation under Section 136 (1) of the Municipal Act. The audit of the vouchers and the examination of books etc. were carried out during the year but the examination of the books etc. was not completed till the accounts were finally closed. Many of the objections were set right during the course of audit, while some of them were communicated to the Secretary by special letters.

2. The year under report opened with a balance of Rs. 22,712-14-6. This amount was, however, not available for expenditure as under Corporation Resolution No. 7666, dated the 28th November 1929, the difference between the actual balance and the budgetted balance for the year viz. Rs. 2,712-14-6 was refunded in September 1934 to the Municipal General Fund. A sum of Rs. 31,16,310 was placed by the Corporation at the disposal of the Schools Committee.

3. The following statement gives the transactions of the School accounts for the last five years :—

Year.	Receipts.	Expenditure.	Closing balance.
	Rs.	Rs.	Rs.
1930-31	30,11,429	30,68,580	1,45,529
1931-32	30,36,128	31,59,992	20,711
1932-33	31,55,911	30,95,345	80,566
1933-34	31,50,555	32,01,191	22,713
1934-35	31,44,725	31,40,769	23,956

4. During the year under review there were excesses under various grants which were sanctioned by reappropriation from savings under other heads under the orders of the Schools Committee. The Government grant received during the year after taking into account the out and the adjustments of previous years amounted to Rs. 7,39,000 (*vide* Government Resolution E.D. No. 5582, dated 10th January 1935 and Government Resolution E.D. No. P-99, dated 14th February 1935).

5. The total assets and liabilities of the School Fund on the 31st March 1935 were Rs. 21,96,580-7-1 and Rs. 21,72,624-5-8 respectively as shown below :—

ASSETS.	Rs.	a.	p.
Surplus cash investments with the Imperial Bank of India :—			
3½ per cent. Government Promissory Notes of the face value of Rs. 11,200	10,801	0	0
Securities belonging to Prize and other Funds deposited with the Imperial Bank of India for safe custody	1,87,900	0	0
Deposits with the Chief Accountant Bombay Municipality for Provident Fund investments	19,67,586	0	0
Advances Recoverable :—	Rs.	a.	p.
(a) Advances to officers	495	0	0
(b) Advances to teachers	3,213	15	0
(c) Advances for printing Music books	346	0	0
	4,054	15	0
Cash Balances :—			
(1) With the Imperial Bank of India	25,740	12	7
(2) In office treasury	497	11	6
	26,238	8	1
Total Rs. ..	21,96,580	7	1

LIABILITIES.

		Rs.	a.	p.
Deposit Account		1,575	8	0
Court attachments on salaries		104	11	0
Unclaimed wages		5,081	12	0
Deposits from Contractors		975	0	0
Provident Fund Accounts		19,66,613	8	6
Prize Funds Government Promissory Notes	1,87,800	0	0	
Cash	6,737	0	2	
		1,94,537	0	2
Donations for scholarships to Urdu schools girls		504	0	0
Income Tax		2,920	14	0
Recoveries for School Committee's Employees' Co-operative Bank		312	0	0
		21,72,624	5	8
		23,956	1	5
	Grand total	21,96,580	7	1

6. The cash balance of Rs. 497-11-6 in the Office Treasury was counted and found correct. The total balance in the Bank Pass Books Rs. 49,636-13-10 (Rs. 1,880-3-6 in the Imperial Bank of India, Head Office, and Rs. 47,756-10-4 [in the Sandhurst] Road branch) differs from that shown in the Cash Book viz. 25,740-12-7 by Rs. 23,908-1-3. The difference is due to cheques drawn on or before the 31st March 1935 not having been cashed during the year, the majority of the cheques being on account of grant-in-aid, and on account of a cheque for Rs. 12 paid into the bank but not credited till 1st April 1935.

7. The safe custody receipts for Government and other Securities lodged with the Imperial Bank of India were examined and found in order.

8. A comparative statement showing the payments for the years 1933-34 and 1934-35 is appended.

9. The accounts work continues well upto the mark.

BOMBAY, 18th September 1935.

T. J. PAREKH,

ABDUL AZIZ,

Municipal Auditors.

Comparative statement showing the expenditure by the Schools Committee during 1933-34 & 1934-35.

Particulars.	Expenditure.		Increase.	Decrease.
	1933-34.	1934-35.		
1	2	3	4	5
	Rs. a. p.	Rs. a. p.	Rs. a. p.	Rs. a. p.
Head Masters & Teachers	20,67,745 9 0	20,27,619 3 7	40,126 5 5
Servants	1,18,078 14 0	1,17,063 1 0	1,015 13 0
Rents	4,43,497 10 0	4,45,046 13 0	1,549 3 0
Class Books	908 13 0	689 11 9	309 1 3
School furniture	2,362 8 0	1,300 14 0	1,061 10 0
Prizes
Scholarships	2,645 9 0	1,683 3 0	962 6 0
Visual Instruction	421 0 0	884 13 0	463 13 0
Boy Scouts & Girl Guides	11,031 5 7	10,604 5 10	426 15 9
Sports Week	1,000 0 0	500 0 0	500 0 0
School contingencies	29,167 14 3	25,851 6 9	3,316 7 6
Special expenses on schools	6,831 4 6	5,194 9 0	1,636 11 6
Miscellaneous expenses	6,793 9 11	4,858 13 8	1,934 12 3
Sewing & drawing	1,203 12 0	1,300 0 0	96 4 0
Local Committees	928 1 9	898 4 9	29 13 0
White Wash	1,062 8 9	346 7 3	716 1 6
Magazines	794 6 3	794 6 3
Printing & Stationery	11,581 4 0	8,193 6 0	3,387 14 0
Sloyd Handicrafts	9,813 0 9	10,807 9 11	994 9 2
Uniforms & Umbrellas	2,260 8 0	1,612 13 0	647 11 0
Auditor's Remuneration	2,000 0 0	2,000 0 0
Stipends to Teachers	2,542 1 0	3,768 0 0	1,225 15 0
Superintendents & Establishment ..	62,392 6 3	63,964 0 11	1,571 10 8
Grants in aid	1,59,091 0 0	1,47,118 0 0	11,973 0 0
Teachers' Library	1,898 5 3	1,720 4 0	178 1 3
Medical Inspection	22,433 14 1	22,646 3 11	212 5 10
Clinical treatment	15,859 5 0	12,890 0 9	2,769 4 3
Superintendent, Aided Schools	8,589 12 11	8,258 15 4	330 13 7
Census establishment	20,926 15 8	19,172 4 7	1,754 11 1
Free Reading Rooms & Libraries ..	9,160 6 6	9,840 11 6	680 5 0
Pensions and gratuities	54,772 9 0	58,850 5 0	4,077 12 0
Municipal contribution towards Pro- vident Fund	1,16,250 0 0	1,20,000 0 0	3,750 0 0
Repairs to Schools buildings	7,256 4 10	6,084 15 2	1,171 5 8
Total	32,01,190 11 3	31,40,769 4 8	14,621 13 8	75,043 4 3

BOMBAY, 17th September 1935.

T. J. PAREKH,
ADBUL AZIZ,
Municipal Auditors.

BOMBAY, 8th October 1935.

FROM

THE MUNICIPAL AUDITORS,

BOMBAY.

TO

THE MUNICIPAL SECRETARY,

BOMBAY.

SIR,

We have the honour to submit herewith our report on the Municipal accounts including Improvement Schemes for the year 1934-35, as required by Section 137 (1) of the City of Bombay Municipal Act III of 1888 with a view to the same being printed and published with the Administration Report for the year, for submission to the Standing Committee and the Corporation.

We have the honour to be,

Sir,

Your most obedient servants,

T. J. PAREKH,

ABDUL AZIZ,

Municipal Auditors.

**REPORT OF THE AUDITORS ON THE MUNICIPAL ACCOUNTS INCLUDING
IMPROVEMENT SCHEMES FOR THE YEAR 1934-35.**

1. Under Corporation Resolution No. 11328, dated the 29th March 1934, and 65, dated the 30th April 1934, and Corporation proceedings of 5th April 1934, Mr. Thakurdas J. Parekh and Khan Saheb Abdul Aziz were appointed Municipal Auditors for the year 1934-35 under Section 136 (1) of the City of Bombay Municipal Act III of 1888. The Municipal accounts (including the Improvement Trust accounts) were checked from day to day and the vouchers relating to receipts, disbursements, and adjustments were examined in detail and checked with the entries in the day books which were then traced to the ledgers (abstract accounts). The weekly abstract accounts were examined as soon as they were produced, prior to their submission to the Standing Committee and publication in the Government Gazette.

GENERAL FUND.

2. The figures for the Budget Revised and Actuals for the year under report together with the Actuals of the previous year are summarized below :—

Particulars.	Actuals. 1933-34.	Budget.	Revised.	Actuals.
		1934-35.		
	Rs.	Rs.	Rs.	Rs.
Revenue and Receipts ..	31,415,971	33,143,476	32,164,036	31,933,106
Expenditure ..	32,551,599	33,426,533	32,681,781	31,619,059
Surplus ..				3,14,047
Deficit ..	1,135,628	2,83,057	5,17,745	
Unexpended grants to be renewed during the next year ..	4,22,981	3,07,250

COMPARISON OF ACCOUNTS.

Revenue and Receipts.

3. The Receipts for the year under review were less than those of the previous year by Rs. 1,474. The actuals for the year under review however include a sum of Rs. 9,76,489 on account of extraordinary receipts on account of interest on Net Premia Fund investments (Rs. 4,28,489-1-6) and Rs. 5,48,000 on account of transfer from the Plant and Machinery Depreciation Fund. If this sum be omitted from the total receipts, the net decrease on ordinary revenue this year amounts to Rs. 1,474. The important variations are given below :—

Serial No.	Heads.	Actuals.	Actuals.	Increase.	Decrease.
		1933-34.	1934-35.	(In thousands of Rupees.)	
		Rs.	Rs.	Rs.	Rs.
1	General Tax	12,245	13,369	1,124
2	Town Duty	1,403	1,388	15
3	Cotton Duty	886	1	885
4	Tobacco Duty	254	365	111
5	Interest on Investments ..	221	213	8

Serial No.	Heads.	Actuals.	Actuals.	Increase.	Decrease.
		1933-34.	1934-35.	In thousand# of Rupees.	
		Rs.	Rs.	Rs.	Rs.
6	Miscellaneous	169	189	20
7	Water Works	6,318	6,348	30
8	Education	721	750	29
9	Public Health	83	75	8
10	Medical Relief	102	113	11
11	Street Cleansing, &c... ..	3,200	3,269	69
12	Roads, Drains and Sewers ..	1,291	1,407	116
13	Mechanical	28	36	8
14	Buildings, Land Acquisition and Management	1,766	1,140	626
15	Fire Brigade	567	573	6
16	Markets and Slaughter Houses	1,121	1,143	22
17	Licensing Department	356	359	3
18	Contribution from Capital Funds	28	21	7
19	Extraordinary Receipts ..	458	976	518

The increase under General Tax was due to larger receipts from the public, Government, the Port Trust, Mills and B. B. & C. I. Railway counterbalanced by smaller receipts from Improvement Schemes and G. I. P. Railway. The increase under Tobacco receipts was due to larger receipts under Act I of 1932 (on account of more imports). The increase under Miscellaneous was due to larger receipts from fines under the Municipal Act and Miscellaneous fees partially counterbalanced by decreases under Sale proceeds of unserviceable tools and plant, Miscellaneous receipts and Rent of buildings and lands. The increase under Water Works was due to increased receipts on account of Water tax on rateable value counterbalanced by decreases under Water Tax by measurement, and Compounded tax. The increase under Education—Primary was due to greater grant from Government. Under Medical receipts the increase was due to larger Miscellaneous fees and fees from the Gordhandas Sunderdas Medical College. The increase under Street cleansing was mainly due to increase in Halalkhore tax on rateable value, sale of rights and rents of buildings and lands. The increase under Roads, Drains and Sewers was due to larger receipts on account of wheel tax on private and public conveyances, ground rent from the Telephone Company, Miscellaneous fees, Rent of buildings and lands, partially counterbalanced by smaller receipts under Miscellaneous receipts. The increase under Markets and Slaughter Houses was mainly on account of larger squatters and slaughter fees, Miscellaneous receipts and Rents of buildings and lands. The decrease under Cotton Duty was due to its abolition from 1st April 1934. The decrease under Buildings, Land Acquisition and Management was due to less sale proceeds of land (Rs. 668 against Rs. 1,271), Rent of buildings and Miscellaneous fees partially counterbalanced by increase in ground rent and sale of rights.

EXPENDITURE.

4. The actual expenditure for the year under review was Rs. 3,16,19,059 against Rs. 3,25,51,599 of the previous year or Rs. 9,32,540 less which is the net result of increases aggregating Rs. 5,99,023 under certain heads and decreases amounting to Rs. 15,31,563 under other heads. The increases were under General Supervision (20), Water Works (47), Public Health (3), Medical Relief and Education (33), Fire Brigade (25), Contribution towards Improvement Schemes (55), and Provident Fund (37). The decreases were under Education, Primary (27), Education, Secondary (1), Street Cleansing (60), Roads, Drains and Sewers (64), Mechanical (173), Buildings, Land Acquisition and Management (718), Gardens and Open spaces (13), Markets and Slaughter Houses (146). Detailed information and reasons about the increases and decreases will be found in the reports for the departments concerned, and para 17 of the Chief Accountant's Report.

COMPARISON OF THE ACTUALS WITH THE BUDGET AND REVISED ESTIMATE.

Revenue.

5. The Budget for the year was settled at Rs. 3,31,43,476 against which the actuals were Rs. 3,19,33,106 or a falling off of Rs. 12,10,370. The important variations are as follows :—

Heads.	Increase	Decrease
	(In Thousands of Rupees).	
	Rs.	Rs.
1. General Tax	1,068
2. Water Works	114
3. Education, Primary .. .	26
4. Medical Relief and Education	34
5. Street Cleansing and Conservancy	19
6. Roads, Drains and Sewers	64
7. Mechanical	24
8. Buildings, Land Acquisition and Management	352
9. Licensing and Removal of Encroachments	17
10. Markets and Slaughter Houses	12

The decrease under General Tax was mainly under the general tax, and Cotton Duty partially counterbalanced by increased net receipts on account of Town Duties, Tobacco Duty, Miscellaneous, and Interest on investments of Surplus Loan and other balances. The decrease under Water Works was mainly under water tax by measurement partially counterbalanced by increases under water tax on rateable value, rent of water meters and compounded tax. There was increased contribution by Government on account of primary education. The decrease under Medical Relief was under Miscellaneous but there was an increase under receipts from Gordhandas Sunderdas Medical College. The decrease under Street Cleansing and Conservancy was mainly under Halalkhore tax on rateable value partially counterbalanced by receipts under Miscellaneous, mostly under sale of rights. The increase under Roads, Drains and Sewers was mostly under wheel tax on private and public conveyances, and Miscellaneous partially counterbalanced by decreases under ground rent from the Telephone Company. The decrease under Buildings was due to less sale proceeds of Surplus land and rent of buildings but there were increases in ground rent, sale of rights and miscellaneous receipts and fees. The increase under Licensing was mainly under licenses for dangerous and offensive trades and Miscellaneous. The increase under Markets and Slaughter Houses was mainly under Squatters and Slaughter fees, rents of buildings and lands and Miscellaneous receipts counterbalanced by decreases under stall and cold storage rents.

The revised estimates were fixed at Rs. 3,21,64,036 against which the actual realization was Rs. 3,19,33,106 showing a decrease of Rs. 2,30,930 being the net result of decreases under certain heads to the extent of Rs. 9,26,158 and increases under others to the extent of Rs. 6,95,228. The decreases were chiefly under General Tax from the public and G. I. P. and B. B. & C. I. Railways, Water tax on rateable value, Medical College receipts, Halalkhore tax on rateable value and special service, ground rent from Telephone Company, Miscellaneous receipts under Roads, fire tax and Miscellaneous receipts, Market stall rents and Squatters fees. The more important increases were mainly under General Tax from Government, Improvement Scheme properties and from Mills, Water tax by measurement, Wheel tax on public conveyances, sale proceeds of surplus land, and miscellaneous fees under Buildings and Licenses.

EXPENDITURE.

6. The Budget for the year provided for an expenditure of Rs. 3,34,26,533 against which the actuals amounted to Rs. 3,16,19,059 showing a decrease of Rs. 18,07,474. There were savings to the extent of Rs. 1,858 under all the heads excepting XVI—Provident Fund, Pensions, etc., where there was an increase of Rs. (51). This increase was both under Provident Fund owing to annual increments to the establishment and to new entrants from the labour staff and under Pensions and Gratuities due to increased charges on account of gratuities and Compassionate, etc., allowances and pensions. The decrease of Rs. 1,858 is distributed under all heads the more important of which were under the following heads :—

	Rupees in Thousands.
General Supervision	120
Water Works	17
Education (III)	27
Medical Relief	56
Street Cleansing	192
Roads, Drains and Sewers	286
Mechanical	138
Buildings	840
Fire Brigade	31
Licensing	12
Gardens	18
Markets	23
Contribution to Improvement Schemes	95

The savings under General Supervision were under General Superintendence, Collection of Revenue, Miscellaneous charges and Election expenses. The savings under Water Works were under Miscellaneous, and proportionate share of general supervision and collection of revenue. Under Education—Primary, the decrease was under Municipal Institutions. Under Public Health the decreases were mainly under Malaria and Miscellaneous. The decreases under Medical Relief and Education were under Hospitals and Dispensaries, Grant-in-aid to public Medical Institutions, King Edward VII Memorial Hospital counterbalanced by an increase under Gordhandas Sunderdas Medical College. Under Street Cleansing the decreases were under Street Cleansing and Conservancy, Transport of refuse, etc., to Deonar, Road watering and Halalkhore service and New Works. Under Roads, Drains and Sewers the decreases were under General, Maintenance of Roads, Public lighting with an increase of about Rs. 1,200 under cleansing of drains and street connections and of Rs. 13,000 under New Works. The decreases under Mechanical were under Pumping and Compressor stations, Transport, partially counterbalanced by an increase of Rs. 6,000 under New Works. Under X—Buildings, etc., the decreases were under Architectural, Land Acquisition and Management partially counterbalanced by an increase of about Rs. 12,000 under Inspection and Supervision of buildings. The decreases under Fire Brigade were under General Supervision and New Works. Under Licensing the decrease was under removal of encroachments on public streets partially counterbalanced by an increase of Rs. 2,600 on account of Licensing establishment. The decreases under Gardens and open spaces were mainly under A—Gardens. The decreases under XIV—Markets and Slaughter Houses were under (b) Municipal Markets and (c) Slaughter Houses. The Contribution towards Improvement Schemes under Section 125 (2) (d) was budgetted at Rs. 34,34,887, Rs. 33,39,679 being the actual. The decreases in the debt charges under all heads were due to Government sanction to the extension of the period of the currency of the Development Loan.

Appendix No. 4 of the Chief Accountant's report gives the actuals for 1934-35, final grants, unexpended balances, amounts required for renewal in 1935-36 and savings.

The actual results of the last five years are given below :—

Year.	Receipts.	Expenditure.	Surplus.	Deficit.
	Rs.	Rs.	Rs.	Rs.
1930-31	3,20,46,672	3,26,47,552	6,00,880
1931-32	3,19,14,176	3,23,28,129	4,14,553
1932-33	3,00,02,381	3,21,69,117	21,66,736
1933-34	3,14,15,971	3,25,51,599	11,35,628
1934-35	3,19,33,106	3,16,19,059	3,14,047

The total receipts (Rs. 3,19,33,106) include Rs. 5,48,000 on account of transfer from the Plant and Machinery Depreciation Fund and Rs. 4,28,489 being interest on the Net Premia Fund investments. Deducting these amounts the net receipts amount to Rs. 3,09,56,617 which is less than the expenditure booked. In this connection special attention is invited to para. 49 of the Chief Accountant's report.

The amount of lapsed grants estimated to be renewed during the year 1935-36 aggregated Rs. 3,07,250 against Rs. 4,22,981 in 1934-35 showing a decrease of Rs. 1,15,731. The figure of lapsed grants to be renewed is mainly made up of Rs. 52,437 under General Supervision, Rs. 74,477 under Water Works, Rs. 19,203 under Medical Relief and Education. Rs. 49,499 under Street cleansing, Rs. 56,588 under Roads, Drains and Sewers, Rs. 11,970 under Mechanical, Rs. 13,228 under Buildings and Rs. 13,521 under Markets and Slaughter Houses.

Loan Funds Expenditure.

7. The following statement gives the figures for the budget, revised and actuals for the year under report together with the actuals of the previous year for comparison :—

Particulars.	Actuals.	Budget.	Revised.	Actuals.
	1933-34.	1934-35.		
	Rs.	Rs.	Rs.	Rs.
Loan and Trust Fund Works	8,70,346	14,00,904	13,04,889	5,47,000

The above figures are exclusive of charges on account of subvention for the conversion of basket privies into water-closets and discount and other charges on account of loan. The actuals Rs. 5,47,000 fell short of the Budget (Rs. 14,00,904) by Rs. 8,53,904 and the Revised by Rs. 7,57,889. The percentages by which the actuals fell short of the Budget and Revised were 61 and 58 respectively which it must be noted are the highest during the last five years. Efforts should be made by the departmental officers to reduce these percentages to arrive at accurate results. Under Loan Funds inclusive of Trust Fund the balance on 1st April 1934 was Rs. 1,36,062. During the year an advance of Rs. 8,00,000 was taken from Special Funds to meet Loan Works expenditure Rs. 3,00,000 from the Renewal of Road Surface Fund and Rs. 5,00,000 from the Net Premia Fund. The interest on Trust Funds amounted to Rs. 1,177-4-1. Thus the total amount available for expenditure was Rs. 9,37,239-4-1 against which the expenditure amounted to Rs. 5,54,600-2-9 inclusive of expenditure of Rs. 7,600 on account of subvention paid during the year. Thus the balance at the end of the year was Rs. 3,82,639-1-4, (Rs. 2,76,804-12-3 on account of Loan Funds and Rs. 1,05,834-5-1 on account of the Trust Funds).

Loan Works.

8. In the Loan Works budget for the year under review a provision of Rs. 13 lakhs for a new loan was made. Considering the actual expenditure during 1933-34 the amount of the proposed loan was reduced to Rs. 8,69,000. This amount was made available from Special Funds, the repayment to these funds being made by equated instalments at 4 per cent. within 30 years as approved under Corporation Resolution No. 335, dated 17th September 1934. Rupees three lakhs were, however, actually borrowed from the Road Surface Fund and Rupees five lakhs from the Net Premia Fund. The actual expenditure booked was Rs. 5,54,600-2-9. The total amount repaid during the year, in liquidation of the Municipal debt was Rs. 34,11,945-11-0 as per following details:—

Loans from Government.

	Rs.	a.	p.
Vehar Water Work debt	54,940	15	0
Equated payments for loans from Government	20,13,335	2	0
Total ..	20,68,276	1	0

Loans from the Public.

Tansa Water Works Loan of Rs. 147 lakhs	12,89,500	0	0
The 35 lakhs loan for various sanitary works	4,500	0	0
Total ..	12,94,000	0	0

Loans from Special Funds.

Equated payments of the advances from several Special Funds	49,669	10	0
Grand Total ..	34,11,945	11	0

The sum of Rs. 12,94,000 was made up of Rs. 11,08,518 paid out of the Sinking Funds and Rs. 1,85,482 out of the Net Premia Fund.

Suspense and Advances Accounts.

9. A regular budget estimate of receipts and payments under these heads is prepared every year and submitted to the Corporation for sanction. The actual transactions under several heads closely follow the estimates, due to particular care being taken by the account office in framing them. The balances under the following heads on 31st March 1935 compare with those on the same date of the previous year as follows:—

Heads.	Balance on 31-3-1934.			Balance on 31-3-1935.		
	Rs.	a.	p.	Rs.	a.	p.
Departmental Works	37,555	11	4	9,968	14	0
Private Works	33,027	3	10	30,597	15	5
Asphalt Plant and Crushers	80,358	8	0	47,621	9	0
Municipal Officers	17,750	9	6	29,630	9	6
Purchase of Petrol	7,465	11	0	7,358	13	0
Purchase of Coal	17,315	4	7	14,474	9	9
Levelling and metalling of streets	79,259	8	9	46,436	0	1
Sundry Miscellaneous advances	84,046	3	4	1,22,137	13	11
Advances from Plant and Machinery Depreciation Fund, for financing Capital Works	12,92,520	11	0	12,70,602	10	0
Advance from Road Surfaces Renewal Fund for Capital Works	7,74,499	0	0	10,61,011	7	0
Advance from Fines Fund for Capital Works	3,00,000	0	0	2,94,651	0	0
Advance from Municipal Fire, Accident, and Insurance Fund for Capital Works	5,00,000	0	0	4,91,085	0	0
Advance for purchase of Machinery	56,484	7	0	1,28,157	15	0
Net Premia Fund			5,00,000	0	0

The net decrease under departmental works was mainly due to decreases under Workshops (Rs. 3,348) and under Roads, Buildings, and Drains (Rs. 24,674). The advance to the Municipal Printing Press was Rs. 369. The net decrease under Private Works was Rs. 853 under Water Works, Rs. 770 under Roads, Buildings and Drains, Rs. 926 under Bombay Port Trust, and Rs. 6,755 under Love Grove Crushers. Under Sewri Crushers there was an increase of Rs. 2,880. The standing advance for Contingent expenses increased to Rs. 18,020 on account of an additional sum of Rs. 2,000 being paid to the Estate Agent and Rs. 3,000 which he already had, being brought under this head. The advance under Motor Cars and Motor Cycles to Officers rose from Rs. 5,595 to Rs. 11,610 on account of new advances to officers during the year. Under Miscellaneous Advances the balance on 31st March 1934 (Rs. 8,799) rose to Rs. 37,733 on 31st March 1935 on account of the sum of Rs. 20,000 which the Schools Committee retains under its bye-law No. 10 being transferred to this head. The closing advance of Rs. 84,394 under Improvement Schemes consists of Rs. 13,330 on account of advance to Municipal Solicitors, Rs. 61,397 on account of Court costs, Rs. 8,183 on account of Municipal Taxes and Rs. 1,482 on account of other miscellaneous items. Details of the advances from the various funds for purchase of machinery, etc., Capital Works, and Levelling, metalling, etc., of private streets are given in Appendix 14-A of the Chief Accountant's report.

10.

Reserve Stores Account.

Particulars.	Balance on 31-3-1934.			Balance on 31-3-1935.		
	Rs.	a.	p.	Rs.	a.	p.
1. Engineer's Department Stores in charge of the Executive Engineer, D. E. Works ..	22,306	1	9	22,019	6	10
GENERAL STORES DEPARTMENT.						
2. General Stores	2,27,628	2	10	2,06,923	4	8
3. Line Suspense Account	85,796	12	5	86,092	1	5
4. Surplus and Obsolete Stores	43,512	14	4	43,512	14	4
5. Capital Stores	2,28,243	14	3	1,83,738	9	3
Total Rs. ..	5,85,181	11	10	5,20,266	13	8
6. Stores Sales	34	10	0	4,266	7	0
7. Water Works Imprest	2,535	13	2	2,404	0	6
8. Stock Adjustment Account	—4,764	6	0	—4,719	2	0
Total Rs. ..	—2,193	14	10	+1,951	5	6
Grand Total Rs. ..	6,05,293	14	9	5,44,237	10	0

The decrease in the total outstanding balance is distributed among heads 1, 2, 5, 7 and 8 counterbalanced by increases in 3 and 6. The balance under 4 remained the same. Agreeably to the instructions contained in para. XIX of the Stores Audit Manual a balance sheet of the General Stores Department has been prepared in the form prescribed in Appendix O of the Manual wherein two sets of figures are given, one set from the books of the Chief Accountant and the other from the Balance Sheet of the Stores Department. The differences in the balances of the two sets of figures have been explained in a footnote in the statement attached.

11. *Deposits.*—The outstanding balance on 31st March 1935 amounted to Rs. 62,61,645-15-10 against Rs. 39,11,261-13-3 on the same date of the previous year. (details given in Appendix 14-B of the Chief Accountant's report). The large increase was chiefly under (a) cash deposits from tenderers, (b) cash deposits from private parties through departmental officers, (c) cash deposits from lessees, and (d) paper deposits kept in office. The decreases were mainly under (a) cash deposits from contractors, (b) other cash deposits, (c) paper deposits lodged with the Bank.

12. *Cheques Payable.*—The outstanding balance on 31st March 1935 was Rs. 1,95,366-6-6 against Rs. 3,97,293-8-4 on the same date last year.

13. *Cash Bills Outstanding.*—The balance on 31st March 1935 was Rs. 17,167-9-11 against Rs. 16,474-1-2 on the same date last year. This amount represents the aggregate amount of bills for and below Rs. 100 passed for payment and charged off in the accounts by debit to the proper service heads but not paid during the year. The details are Rs. 1,817-11-1 for 1932-33, Rs. 2,109-5-5 for 1933-34 and Rs. 13,240-9-5 for 1934-35.

14. *Commissioner's Discretionary Contingencies.*—The expenditure incurred during the year under review from the Commissioner's Discretionary Contingencies amounted to Rs. 1,416-9-0 against the sanctioned budget grant of Rs. 2,000 and the renewed grant of Rs. 90 (Standing Committee Resolution No. 608 dated 14th September 1934). The details are given in the statement appended.

Sinking Fund.

15. According to the orders of the Corporation in their Resolution No. 5294, dated the 19th November 1888, the Municipal Auditors are required to certify at the end of each financial year that all sinking fund investments have been made. The accumulated balance on account of the Sinking Funds of the several Loans amounted to Rs. 3,03,30,618-9-10 (Rs. 3,03,30,388-7-8 being the cost price of securities of the face value of Rs. 3,18,86,600 and £25,000 and Rs. 230-2-2 in cash as per following details :—

Particulars of Securities.	Face Value.	
	Rs.	a. p.
4 per cent. Municipal Debentures	1,34,17,100	0 0
4 " " "	55,900	0 0
4 " " "	21,500	0 0
5 " " "	50,37,000	0 0
6 " " "	1,000	0 0
6 " " "	78,000	0 0
4 per cent. Bombay Improvement Trust Debentures	21,41,200	0 0
4 " " "	1,50,000	0 0
4 " " "	3,89,600	0 0
4 " " " (Coupon)	3,76,600	0 0
4 " " " (Coupon)	1,23,400	0 0
6 " " "	1,57,800	0 0
4 per cent. Government of India Loan 1960-70	1,79,200	0 0
4 " " " 1960-70	30,42,300	0 0
4 " " " 1960-70	5,00,000	0 0
4 " " " 1960-70	19,43,200	0 0
4 " " " 1960-70	2,98,300	0 0
4 " " " 1960-70	2,20,700	0 0
3½ " " " 1947-50	13,96,200	0 0
3½ " " " 1947-50	2,00,000	0 0
3½ " " " 1947-50	6,50,000	0 0
3½ " " " 1947-50	5,05,400	0 0
4½ " " " 1955-60	5,00,000	0 0
5 " " " 1940-43	3,52,200	0 0
5 " " " 1940-43	1,50,000	0 0
Total Rs.	3,18,86,600	0 0
4 per cent. Bombay Improvement Trust Sterling Debentures	£25,000	0 0
Total book value of the above as per Appendix 16 of the Chief Accountant's Report	3,03,30,388	7 8
Cash in current account with the Imperial Bank of India	230	2 2
Total Rs.	3,03,30,618	9 10

The safe custody receipts given by the Imperial Bank of India for the above securities were examined and found in order and the cash balance in the current account with the Imperial Bank of India in the Sinking Fund Pass Book was verified. The registers maintained in the Chief Accountant's Office for recording the transactions of the Sinking Funds were examined and found in order.

16. *Interest Warrants Payable Account.*—The amounts outstanding on 31st March 1935 in the Imperial Bank pass books were Rs. 28,364-15-5 on account of the General Fund and Rs. 6,361-0-4 on account of the Improvement Schemes against Rs. 34,925-15-7 on the same date last year on account of the General Fund and Rs. 67,030-15-0 on account of the interest on Bombay Improvement Trust Loans payable account. Rs. 4,378-15-4 was remaining unpaid in the Hongkong Bank, Bombay, and the Chartered Bank of India, London, on account of the Trust Loans interest on which is paid by them.

Invested Balances.

17. *Surplus Funds.*—The Surplus Funds on 31st March 1935 amounted to Rs. 67,51,807-6-4 against Rs. 57,83,840-15-2 on the same date last year showing an increase of Rs. 9,67,966-7-2. The details are given below :—

	Rs.	a.	p.
(a) In public securities deposited with the Imperial Bank of India of the face value of Rs. 8,54,800	7,83,923	5	0
Cash with the Imperial Bank of India		517	15 11
Total Rs. ..	7,84,441	4	11
 (b) In current account with the following Banks :—			
Chartered Bank of India, Australia and China	2,28,126	11	10
Hongkong and Shanghai Banking Corporation	48,435	12	11
National Bank of India, Ltd.	43,330	14	3
Lloyds Bank, Ltd.	23,479	9	4
Bank of India, Ltd.	48,745	0	7
Central Bank of India, Ltd.	7,74,044	0	1
Mercantile Bank of India, Ltd.	4,36,927	7	0
Comptoir National D'EsCompte de Paris	18,241	10	5
Yokohama Speciel Bank, Ltd.	13,587	9	11
P. & O. Banking Corporation, Ltd.	9,042	9	5
National City Bank of New York	8,054	1	9
Allahabad Bank, Ltd.	1,59,594	0	0
Eastern Bank, Ltd.	4,09,056	9	11
Total Rs. ..	22,14,666	1	5
Fixed deposits with Banks		37,52,700	0 0
Grand Total Rs. ..	67,51,807	6	4

18. *Loan and Trust Funds.*—The balance on 31st March 1935 was Rs. 3,82,639-1-4 against Rs. 1,36,062 on the same date of the previous year. The details are given below :—

	Rs	a.	p.
Public securities with the Imperial Bank of India of the face value of Rs. 83,700	82,580	7	0
Cash with the Imperial Bank of India		58	10 4
Fixed deposits in the National Bank of India	3,00,000	0	0
Total Rs. ..	3,82,639	1	4

The above amount includes Rs. 1,05,834-5-1 on account of Trust Funds.

Reserve and Special Funds.

19. The balances of the Reserve and Special Funds on 31st March 1935 are given below. The safe custody receipts given by the Imperial Bank of India for the securities were examined and found correct. The cash balances in the current accounts with the several banks were compared with the registers maintained in the account office and the Pass Books of the several banks and found to agree with the balances shown below :—

Particulars.	Face value.	Actual cost.	Cash balances.	Total.
	Securities.			
	Rs.	Rs. a. p.	Rs. a. p.	Rs. a. p.
(1) Municipal Fire and Accident Insurance Fund	3,33,500	3,07,020 7 0	404 8 4	3,07,424 10 4
(2) Net Premia Fund	27,67,300	25,09,859 14 0	1,877 5 8	*53,58,837 3 8
(3) Provident Fund	1,08,85,200	97,60,758 12 9	371 9 7	97,61,130 6 4
(4) Fines Fund	2,10,900	1,98,748 15 0	438 6 5	1,99,187 5 5
(5) Plant and Machinery Depreciation Fund	2,31,100	2,19,338 4 0	313 6 8	2,19,651 10 8
(6) Renewal of Road Surfaces Fund ..	4,33,900	3,98,100 10 0	399 12 6	3,98,500 6 6
(7) Gardens Fund	31,700	29,016 4 0	262 2 9	29,278 6 9
(8) Hospital Fund	1,84,900	1,79,513 7 0	43 1 8	1,79,556 8 8
(9) Public Monuments Maintenance Fund (Hospitals and Roads) ..	1,15,100	1,09,710 13 0	1,09,710 13 0
(10) Endowments Fund	1,29,300	1,19,550 2 0	1,19,550 2 0
(11) Worn-out Water-Mains Renewal Fund	1,93,400	1,63,949 12 0	395 1 9	1,64,344 13 9
Total Rs. ..	1,55,16,300	1,68,47,172 7 1	4,305 2 4	1,68,47,172 7 1

*Includes Rs. 28,47,300 on account of fixed deposits.

The receipts for the fixed deposits in the Banks were seen and found in order. The several registers for these investments maintained in the account office were examined and found in order.

20. *Levelling and Metalling of Private Streets.*—Under Corporation Resolution No. 11147, dated the 27th January 1926, the charges on this account are met out of the Plant and Machinery Depreciation Fund. The following figures disclose the state of the Fund.

Recoveries during the year	Rs. a. p.
Recoveries on account of interest net	44,329 8 1
	2,734 6 2
Total Rs.	47,063 14 3
Expenditure during the year	14,240 5 7
Excess of recoveries over expenditure	30,089 2 6

In view of the excess of recoveries over the expenditure for the year the balance outstanding on 31st March 1934, viz., Rs. 79,259-8-9 was reduced to Rs. 46,436-0-1.

21. *Conversion of insanitary basket privies into water closets.*—A scheme for converting the basket privies into water closets by payment of subvention to landlords was sanctioned by the Corporation in their Resolution No. 2087, dated the 14th June 1927. The scale of subvention varied and Rs. 100 per privy converted in the beginning of the operations was reduced to Rs. 75 from 1st October 1929 and to Rs. 50 from 1st May 1931 to 30th November 1931. The payment was stopped from 1st December 1931. The total expenditure upto 31st March 1935 was as under :—

1928-29	Rs.
1929-30	90,400
1930-31	4,75,200
1931-32	6,75,000
1932-33	5,00,000
1933-34	2,50,000
1934-35	98,450
	7,600
Total Rs.	20,96,650

Claims for conversions carried out in previous years are still coming forward. They are debited direct to VII Street Cleansing under Loan Works. The debt charges for the loans raised for this purpose are met out of the savings effected by the reduction in the number of Halalkhores retrenched on the conversion of the privies.

22. *Safe custody receipts.*—The safe custody receipts granted by the Imperial Bank of India for public securities received from the Contractors and the Municipal employees were also examined with the registers maintained in the account office and found to be in order. The fidelity bonds given for the Municipal Officers and servants by the guarantee of Companies and Associations existing for the purpose of giving such guarantees were also examined and found in order (Corporation Resolution No. 2930, dated 15th June 1891).

23. *Outstanding bills of Rates and Taxes and Riot Tax.*—(Town Council Resolution No. 1455, dated 6th October 1879).—A reference is invited to the Auditors' letter of the 2nd August 1935 and to the appendices thereto (printed with the Administration Report) in respect of the scrutiny of outstanding bills of Rates and Taxes and Riot Tax on 31st March 1935.

IMPROVEMENT SCHEMES.

24. The following statement gives the Actuals as well as Budgetted and Revised financial position for the year under review together with the Actuals of the previous year for comparison :—

Particulars.	Actuals.	Budget.	Revised.	Actuals.
	1933-34.	1934-35.		
		(In thousands of Rupees.)		
	Rs.	Rs.	Rs.	Rs.
Receipts	1,00,42	97,88	98,42	98,51
Expenditure	1,13,17	1,12,00	1,11,28	1,12,36
Deficit	12,75	14,12	12,86	13,85

GENERAL ACCOUNT.

25. The figures for the Budget, Revised and Actuals under each head for the year under review together with the actuals of the previous year are given below :—

INCOME.

Detailed heads.	Actuals.	Budget.	Revised.	Actuals.
	1933-34.	1934-35.		
		(In thousands of Rupees.)		
	Rs.	Rs.	Rs.	Rs.
(1) Rents and other proceeds of properties	49,16	50,99	51,51	50,89
(2) Tobacco Duty	11,43	9,69	10,65	10,95
(3) Interest on Investments.	3,90	2,85	2,85	3,25
(4) Miscellaneous receipts ..	2	1	2
(5) Contribution by the Municipal Corporation under Section 125 (3) (d) of the Municipal Act	32,85	34,35	33,40	33,40
Total Rs. ..	97,36	97,88	98,42	98,51

Comparison of the Actuals.—The actuals of the year under report (98.51) show an increase of Rs. 1,15 over those of the previous year (Rs. 97,36). The increases were Rs. 1,73 in rent and proceeds of properties and Rs. 55 in the contribution by the Municipal Corporation under Section 125 (3) (d) of the Municipal Act. The decreases were Rs. 48 under Tobacco Duty and Rs. 65 under interest on investments, compared with the budget, the actuals were in excess, Rs. 126 in (2), Rs. 40 in (3) and Rs. 2 in (4). The decreases were Rs. 10 in (1) and Rs. 95 in (5). Compared with the revised budget, the actuals showed increases of Rs. 30 in (2), Rs. 40 in (3) and Rs. 1 in (4). There was a decrease of Rs. 62 in (1).

EXPENDITURE.

26. The following statement gives the details of expenditure for comparison :—

Particulars.	Actuals.	Budget.	Revised.	Actuals.
	1933-34.	1934-35. (In thousands of Rupees.)		
	Rs.	Rs.	Rs.	Rs.
(1) Maintenance of properties and schemes ..	11,87	12,05	12,70	13,81
(2) Debt charges ..	98,23	99,95	98,58	98,55
(3) Miscellaneous ..	1
Total Rs. ..	1,10,11	1,12,00	1,11,28	1,12,36

Compared with the actuals of 1933-34, there is an increase of Rs. 1,94 under (1) and of Rs. 32 in (2) in the actuals for 1934-35. Compared with the budget, the actuals show an increase of Rs. 1,11 in (1) and a decrease of Rs. 3 in (2). The actuals were more by Rs. 11 in (1) and less by Rs. 3 in (2) when compared with the revised budget.

CAPITAL ACCOUNT.

27. The state of the Capital Account was as under :—

	Rs.
Balance on 1st April 1934]	51,43,931
Receipts from sales of lands, etc.	9,17,609
The first instalment of the advance of Rs. 35 lakhs taken from Government paid on 31st March 1933, not booked	11,091
Total Rs. ..	60,72,631

EXPENDITURE.

	Rs.
Acquisition and Works	1,29,606
Deficit in General Account	13,85,610
Total Rs. ..	15,15,216
Closing balance on 31st March 1935	45,57,415
Grand Total Rs. ..	60,72,631

The balance of Rs. 45,57,415 consists of public securities of the face value of Rs. 45,62,300 (purchased at the cost of Rs. 45,57,015-14-0) and cash in the Imperial Bank of India Rs. 398-10-5 (*vide* Appendix 26 of the Chief Accountant's Report).

SINKING FUNDS.

28. The accumulated balance of the Sinking Funds of the various loans pertaining to the Improvements Schemes aggregated Rs. 1,91,09,981-1-0 on 1st April 1934. During the year there were increases of Rs. 7,14,752 on account of receipt of Sinking Fund instalments of the various loans and of Rs. 9,02,001-10-5 on account of interest. This includes Rs. 6,033-6-0 being profit on conversion of 4 per cent. Loan 1934-37, for Rs. 61,000, thus raising the total to Rs. 2,07,26,734-11-5 as per following details :—

	Book value.
	Rs. a. p.
Public Securities of the face value of Rs. 1,98,84,700 and £90,800 ..	2,07,26,345 0 0
Cash with Bank	389 11 5
Total ..	<u>2,07,26,734 11 5</u>

The safe custody receipts granted by the Imperial Bank of India for the securities lodged with it were examined and found in order. The cash balance was also verified with the Bank Pass Books.

BALANCES.

29. The cash balances in the office treasury and in the current account with the Imperial Bank of India on 31st March 1935 were as under :—

	Rs. a. p.
(a) Cash in office treasury	586 15 0
(b) Securities in office treasury	33,92,500 0 0
Total (a) and (b) ..	<u>33,93,086 15 0</u>
(c) Balance as per Bank Pass Book	8,78,160 12 9
Add: Cheques paid into the Bank on 30th March 1935 to be realized on 1st April 1935	1,46,813 13 6
Rs. ..	<u>10,24,974 10 3</u>
Deduct: Amount of Cheques issued but not presented for payment ..	51,160 7 1
Rs. ..	<u>9,73,814 3 2</u>
Grand Total Rs. ..	<u>43,66,901 2 2</u>

The cash in office treasury with the Cashier was counted and found correct. The public securities in the office treasury in charge of the Senior Accountant were examined and agreed with the balance shown above.

BOMBAY,
8th October 1935.

T. J. PAREKH,
ABDUL AZIZ,
Municipal Auditors.

Statement of charges met from the Municipal Commissioner's discretionary contingencies grant during 1934-35.

Sanctioning Authority.	No. and date of sanction.	Particulars of charges.	Amount.	Remarks.
			Rs. a. p.	
Municipal Commissioner ..	117 B. R. of 29th April 1933.	Payment of overtime allowance for driving the spare car for the members of the Committee while visiting wards on various occasions.	9 3 0	
Municipal Commissioner ..	A. E./1571 of 28th June 1933.	Cost of petrol purchased for the use of the spare car on the above occasions.	59 5 3	
Municipal Commissioner ..	A. E./1571 of 28th June 1933.	Cost of repairs to the spare car ..	207 13 0	
Municipal Commissioner ..	A. /584 of 14th April 1934.	Cost for the supply of certain articles to the Bhat (Water Supplier).	12 5 9	
Municipal Commissioner ..	C/48/M of 27th April 1934.	Payment of travelling allowance, etc., to Dr. M. C. Javle, Mayor of Bombay, in connection with his visit to Tansa Lake.	25 0 0	
Municipal Commissioner ..	S. R./1677 of 14th May 1934.	Payment of travelling allowance to the Ag. M. C., Mr. I. H. Taunton, when he came to Bombay from Sholapur to take charge.	154 5 4	
Municipal Commissioner ..	18th May 1934	Cost incurred for hauling goods of the M. C. Mr. I. H. Taunton from Wadi Bunder to M.C.'s bungalow.	15 3 0	
Municipal Commissioner ..	E. M./770/D of 17th August 1934.	Registration fees for the spare car in charge of C.E.	32 0 0	
Municipal Commissioner ..	S. R./5313 of 17th August 1934.	Payment of travelling allowance to M.C., Mr. I. H. Taunton, for attending the conference with Government at Poona for discussing the sources of additional income to cover the deficit in Municipal Revenue on account of abolition of the Town Duty on Cotton.	33 9 0	
Municipal Commissioner ..	S. R./5313 of 17th August 1934.	Payment of travelling allowance to the Chief Accountant Mr. M. R. Tambe.	43 9 0	
Municipal Commissioner ..	M. S./4358 of 22nd October 1934.	Payment of travelling allowance to the Municipal Councillors Messrs. M. A. Karanjawalla, A. Soares, Meyer Nissim, V. N. Chandavarkar and Sir Jahangir Boman Behram, to the M. S. Mr. A. V. Sabnis and stenographer Mr. G. B. Kulkarni and peon Vishnoo Babu.	300 2 0	
Municipal Commissioner ..	1491/S. R. of 12th November 1934.	For printing question papers for the Retention Bar and Head Clerk's Examinations held on 13th July 1934 and 20th July 1934, respectively.	69 0 0	
Municipal Commissioner ..	1491/S. R. of 12th November 1934.	Stationery, etc., for the above examinations.	4 14 2	

Sanctioning Authority.	No. and date of sanction.	Particulars of charges.	Amount.	Remarks.
			Rs. a. p.	
Municipal Commissioner ..	C. E./S. R./549 of 28th November 1934.	Charges incurred for hanging the portrait of the late Mr. Vithalbhai J. Patel in the Corporation Hall.	24 7 0	
Municipal Commissioner ..	H./532 of 13th December 1934.	Payment of travelling allowance to the Executive Health Officer Dr. J. S. Nerurkar for attending the 12th Conference of Medical Research Workers held at Calcutta between 26th November and 1st December 1934.	401 12 6	
Standing Committee Resolution.	Re-893 of 5th December 1934.	Reward of Rs. 5 each paid to three peons, viz., (1) Umarchan Ibrahimkhan, (2) Sk. Husein Sk. Ishak, (3) Ganesh Shankar Teli for the commendable zeal displayed by them in seizing animals that were being imported into Bombay without written permission on the 16th October 1934.	15 0 0	
		Total Rs. ..	1,416 9 0	

BOMBAY,
8th October 1935.

T. J. PAREKH,
ABDUL AZIZ,
Municipal Auditors.

Statement of Stores Transactions for the year 1934-35.
(APPENDIX O OF THE STORES AUDIT MANUAL.)

General Stores Department. 1	Figures as per books of the Chief Accountant.					Figures as per Balance Sheet of the Storekeeper.				
	Opening Balance.	Receipts.	Total.	Issues.	Closing Balance.	Opening Balance.	Receipts.	Total.	Issues.	Closing Balance.
	2	3	4	5	6	7	8	9	10	11
	Rs. a. p.	Rs. a. p.	Rs. a. p.	Rs. a. p.	Rs. a. p.	Rs. a. p.	Rs. a. p.	Rs. a. p.	Rs. a. p.	Rs. a. p.
General Stores ..	2,27,628 2 10	4,55,188 11 2	6,82,816 14 0	4,75,893 9 4	2,06,923 4 8	2,52,890 3 0	4,36,714 15 4	6,89,605 2 4	4,83,564 8 4	2,06,040 10 0
Line Suspense Account	85,796 12 5	580 5 0	86,377 1 5	285 0 0	86,092 1 5	85,796 12 5	584 13 0	86,381 9 5	289 8 0	86,092 1 5
Line Suspense Account Surplus and Obsolete Stores.	43,512 14 4	43,512 14 4	43,512 14 4	43,512 14 4	43,512 14 4	43,512 14 4
Line Suspense Account Surplus and Obsolete Stores (General).	50,417 0 11	50,417 0 11	2,250 13 0	48,166 3 11	48,324 15 11	48,321 15 11	158 12 0	48,166 3 11
Capital Stores ..	2,28,243 14 3	1,34,848 14 0	3,63,092 12 3	1,79,354 8 0	1,83,738 9 3	2,34,925 7 3	1,68,399 6 3	4,03,324 13 6	2,19,586 4 3	1,83,738 9 3
Total Ra. ..	5,85,181 11 10	6,41,034 15 1	12,26,216 10 11	6,57,783 9 4	5,68,433 1 7	6,17,125 5 0	6,54,024 2 6	12,71,149 7 6	7,03,599 0 7	5,67,550 6 11
								Balance as per Column 6 (a)		5,68,433 1 7
								Difference		882 10 8

(a) The difference is due to non-adjustment in the books of the Chief Accountant of the value of the Stores issued to different departments which will be adjusted in the current year's account.

MUNICIPAL OFFICE,
Bombay, 8th October 1935.

T. J. PAREKH,

ABDUL AZIZ.
Municipal Auditors.

PART II.

CONTENTS.

A—Vital Statistics—

	PAGE
REVIEW OF THE YEAR 1934	1
AREA AND POPULATION	1
BIRTHS AND BIRTH-RATE	3
DEATHS AND DEATH-RATE	3
DEATHS BY SEX AND AGE	4
CAUSES OF DEATHS	4
MORTALITY BY MONTHS	6
" SECTIONS	7
" OCCUPATIONS	7
INFANT MORTALITY	7
MUNICIPAL NURSES	11
MATERNITY HOMES	13
WELFARE CENTRES	16
METEOROLOGY OF 1934	16

B—Epidemic and other Diseases—

NOTIFICATION OF INFECTIOUS DISEASES	19
PLAGUE	19
SMALL-POX	20
VACCINATION	20
CHOLERA	20
INFLUENZA	21
TUBERCULOSIS	21
MALARIA, ANTI-MALARIAL MEASURES	23
VENEREAL DISEASES	32
DISINFECTION	36
MEDICAL RELIEF	37

C—Public Health Administration—

DIVISIONS OF THE CITY AND DISTRIBUTION OF THE STAFF	38
CONSERVANCY	39
DESTRUCTION OF DOGS	46
MILK SUPPLY	47
UNWHOLESOME FOOD	48
NOTICES UNDER MUNICIPAL ACT AND PROSECUTION	48 & 49
SANITARY STATE OF THE CITY	49

D—Appendix—

	PAGE
REPORT OF THE MEDICAL SUPERINTENDENT, ARTHUR ROAD HOSPITAL ..	53
REPORT OF THE MEDICAL SUPERINTENDENT, MARATHA HOSPITAL	60
REPORT OF THE MUNICIPAL ANALYST	64
REPORT OF THE SUPERINTENDENT OF VACCINATION	73

TABLES—

1. Population by Sections	77
2. Area, Population, Births and Birth-rates by Sections	78
3. Births by Races	79
4. Notifications of Infectious Diseases by Sections	80
5. Cases treated at Municipal Dispensaries	81
6. Deaths by Sections and Age-periods	82
7. Deaths by Race and Age	83
8. Deaths by Ages and Months	84
9. Deaths by Sections and Months	85
10. Deaths by Causes and Sections	86 & 87
11. Deaths and Death-rates from Principal Causes, 1924-1934	88
12. Specific Causes of Death by Months	89 to 98
13. Deaths among Infants by Causes and Months	99
14. Deaths by Causes and Races	100 & 101
15. Death-rates by Causes and Races	102
16. Deaths in Hospitals	104 & 105
17. Deaths by Causes and Ages	106 to 109
18. Deaths by Causes and Occupations	110 to 113
19. Vaccination Operations by Sections	114
20. Vaccination Operations by Months	115
21. Vaccination of Infants and Births registered	116
22. Summary of Sanitary Inspections, etc., by Sanitary Inspectors	117
23. Meteorological Data	118

DIAGRAMS—

	FACING PAGE
'A' Annual Death-Rate, 1885-1934	4
'B' Death-Rate from Principal Causes, 1934	5
'C' Infant Mortality Rate, 1881-1934	7
'D' Daily mean Births, Deaths and Climatic Conditions in Bombay in 1934	16

SUMMARY OF STATISTICS

for the year 1934.

Population by the Census of 1931	1,161,383
Area of Bombay City and Island	24.19 Sq. Miles.
Average density per acre	75
Number of live-births registered	33,724
Birth-rate per 1,000 living	29.0
Number of deaths	27,370
Death-rate per 1,000 living	23.6
Number of deaths among Infants (under 1 year)	8,253
Infant deaths per 1,000 births	245
Plague—number of deaths from	31
Death-rate	0.0
Small-pox—number of deaths from	152
Death-rate	0.1
Cholera—number of deaths from	13
Death-rate	0.0
Influenza—number of deaths from	98
Death-rate	0.1
Tuberculosis—number of deaths from	1,856
Death-rate	1.6

VITAL STATISTICS.

ANNUAL REPORT OF THE EXECUTIVE HEALTH OFFICER FOR 1934.

Review of the Year.—Despite a small increase in the total mortality, the health conditions of the City during the year under report, were satisfactory. There was no epidemic during the year. The number of live births registered during the year was more by 6,354 than the number of deaths that took place in the City. This excess of births over deaths was equivalent to 5.4 per 1,000 population calculated on the Census of 1931 and was recorded four times in succession. Before 1931 there was no such excess since 1866, the year in which Birth records were instituted.

The number of live births registered was 33,724 being 2,798 more than in 1933, 9,275 than the average of the last ten years 1924-1933 and the highest on record since 1866. The birth-rate calculated on the Census population of 1931 was 29.0 births per 1,000.

The total number of deaths from all causes was 27,370 being 196 more than in 1933 1,522 more than the average for the last five years (1929-1933) and 1,322 less than that for the preceding decennium (1924-1933). The death-rate or the number of deaths in the year per 1,000 of the Census population of 1931 was 23.6 as against 23.4 in 1933 and 23.0 the rate recorded for the decennium 1924-1933.

Plague was reported as the cause of 31 deaths during the year as against 48 in 1933 and 127 the average of the last ten years 1924-1933.

Small-pox caused 152 deaths as against 2,659 in 1933 and 955, the average for the last decennium 1924-1933.

Cholera was registered as the cause of 13 deaths being 4 less than in 1933 and 19 less than the average for the ten years 1924-1933.

Influenza was prevalent in a mild form in the City during the year and caused 98 deaths as against 76 in the preceding year and 68 the average for the last decennium 1924-1933.

The deaths from diseases of the Respiratory System numbered 10,056 being 954 more than in 1933 and 405 less than the average of the last ten years 1924-1933.

Tuberculosis accounted for 1,856 deaths as against 1,594 in 1933 and 1,576 the average for the preceding decennium 1924-1933.

One hundred one deaths were due to Malaria, being 30 more than in 1933 and 204 less than the average of the last decennium (1924-1933). There were 1,397 deaths from Ague and Remittent Fever as against 1,192 in 1933. The average number of deaths for the last ten years (1924-1933) from Malaria was 305 and from Ague and Remittent Fever 1,697.

The deaths among infants under one year of age numbered 8,253 against 8,320 in 1933 and 7,564 the average for the last ten years (1924-1933). The rate of infant deaths per 1,000 births registered was 245.

Compared with the decennial averages (1924-1933) the total number of deaths shows a decrease of 1,322, the principal decrease in the mortality being 19 deaths under Cholera, 96 under Plague, 803 under Small-pox, 204 under Malaria, 300 under Ague and Remittent Fever, 836 under Diarrhoea, Enteritis and Dysentery and 405 under diseases of the Respiratory System. On the other hand there was an increase of 46 deaths under Measles, 30 under Influenza, 68 under Enteric Fever, and 280 under Tuberculosis.

Area and Population.—The area of the City and Island is 24.19 square miles (15,480 acres). The area has been increased by 414.68 acres on account of the Reclamation Works at Back Bay. Of the increased area 246.87 acres are in Middle and Lower Colaba, 77.81 acres in Esplanade and 90.00 in Dhobi Talao Sections. The average density of population of the City worked out on the increased area is 75 per acre, as shown by Sections in Table No. 2 (Appendix).

The population at the Census of 1931 numbered 1,161,383 as shown below by Wards and in Table No. I (Appendix) by Sections. On this population, the calculations of birth-rates and death-rates have been based in this Report :—

Ward.	POPULATION.		Comparison of figures in Col. 3 with those in Column 2.
	By the Census of 1921.	By the Census of 1931.	
A ..	74,440	64,020	—10,420.
B ..	129,575	114,365	—15,210
C ..	198,384	205,476	+ 7,092
D ..	146,029	153,593	+ 7,564
E ..	276,149	273,050	— 3,099
F ..	145,285	159,514	+14,229
G ..	167,920	163,775	— 4,145
Harbour, Docks, Railways and Unknown ..	38,132	27,590	—10,542
Total	1,175,914	1,161,383	—14,531

It will be seen from the above table that compared with the Census of 1921, the population has decreased by 14,531 or 1.23 per cent. as against an increase of 20 per cent. during the decennium 1911-1920.

As stated in my Report for 1930 the fluctuation in the population was the result of trade and other conditions existing in the City at the time of the Census operations and is not a permanent loss to the City population. Since the difference during the decennium (1921-30) was only 14,531 (1.23 per cent.) or 1,453.1 per year it is advisable to work out the birth-rates and death-rates on the Census population until the Census figures for 1941 are available.

The Vital Statistics for the years 1922 to 1930 were based on the estimated population on the assumption that the population of 1921 (the Census year) would continue to increase in the subsequent years by the same annual increase as in the intercensal years between 1911 and 1921. This increase was taken as $\frac{1}{10}$ of the difference between the Census population of 1911 and 1921 and was added to the population of 1921 every year. This method was continued till the year 1927, after which, owing to general depressed conditions of trade in the City, it was thought undesirable to further increase the population as in the previous years and vital statistics from the year 1928 and onwards were based on the estimated population of 1927.

When the Census of 1931 was taken, the trade conditions continued to be bad and owing to closure of several mills, firms, and other work-places, a number of citizens had left the City for their native places. At the same time, owing to the Non-co-operation movement of the National Congress, no proper co-operation was received from the public in the Census work. The results then obtained did not, therefore, represent the real state of the population of the City during normal times and it is obvious that any calculation of vital statistics based on these figures must necessarily be fallacious. It is, therefore, desirable to have a fresh enumeration of the Population of the City, as early as possible.

Registration of Births and Deaths.—The duties connected with the registration of Births and Deaths were permanently transferred to the Health Officer on the 1st January 1867. Prior to this, these duties were done by the Police. The registration of Births and Deaths was most unsatisfactory, and the causes of deaths were imperfectly given. The City was therefore divided into fifteen Registration Districts and to each District a Registrar of Births and Deaths appointed. Handbills were circulated and batakees beaten in every part of the City warning the inhabitants that they were liable to a penalty if they failed to give information to the Registrar of the District in which they resided, both as regards Births and Deaths occurring in their families. This measure was attended with immediate good results.

In 1874 the Establishment for the Registration of Births and Deaths was—

5 Registrars of Births and Deaths.

7 Office clerks.

1 Peon.

22 Clerks for collecting information concerning Births in the City.

Since then, several changes in the formation of Registration Districts and the number of the personnel of the staff have been made and the City is at present divided into 10 well defined Registration Districts at each of which a District Registrar of Births and Deaths is appointed. The Registrars are Medical graduates and have under them a staff of 50 Birth Karkoons, 29 Death Registration Karkoons and 62 Death Ramoshis for securing as accurately as possible information regarding Births and Deaths. By this system both the Births and Deaths are correctly registered though there is much trouble in securing and verifying the causes of Deaths.

Section 449 of the City of Bombay Municipal Act requires the nearest relative present at a death to give to the best of his knowledge and belief and in writing, if he can write, all particulars concerning the death to the Cemetery Clerk posted at each Cemetery, at or about the time of the disposal of the corpse. Experience has, however, shown that information so secured is not much reliable especially so when deaths from infectious diseases are concerned. Qualified medical men have therefore been employed to visit the residence of the deceased and to ascertain from the nearest relative, the history of the illness and fix the probable cause of death. This method though a little better than the first one, is still far from giving satisfactory information required for Vital Statistics. Further attempts are being made to evolve a method by which satisfactory and reliable information as to the cause of death can be secured.

BIRTHS AND BIRTH-RATES.

The number of live births registered during the year was 33,724 excluding 2,365 still-births. It was 2,798 more than in 1933 and 9,275 more than the average of the decennium 1924-1933.

The birth-rate calculated on the Census population of 1931 was equivalent to 29.0 births per 1,000.

Of the children whose births were registered 17,253 were males and 16,471 females, the proportion of males to females being 1,047 to 1,000.

The birth-rate recorded year by year for the City is probably by no means a fair measure of the true fertility of the population and is certainly underestimated. This defect is in part due to the custom whereby married women leave the City for their confinement and register their children in the mofussil districts where they are born and partly to the negligence of the parents to give information of the birth to the Municipality.

The negligence in registering births has been obviated to some extent by the maternity benefit offered to the labour classes who now voluntarily get the births of their children registered.

Births by Months.—The following table shows the number of births registered in each month of 1932, 1933 and 1934 and the average of the preceding five years. The noteworthy feature of the table is that the number of births registered is considerably higher in the last half of the year than it is in the first; a feature repeated in the return year after year without exception:—

Period.	January.	February.	March.	April.	May.	June.	July.	August.	September.	October.	November.	December.	Total.
1929-33 ..	2,496	2,006	1,972	1,982	1,934	2,004	2,146	2,174	2,302	2,675	2,751	2,872	27,314
1932 ..	2,827	2,246	1,955	2,145	1,816	2,081	2,276	2,255	2,376	2,802	2,904	3,231	28,804
1933 ..	2,751	2,137	2,172	2,189	2,254	2,260	2,397	2,413	2,671	3,047	3,255	3,380	30,926
1934 ..	3,089	2,512	2,629	2,542	2,481	2,387	2,571	2,624	2,812	3,140	3,285	3,642	33,724

Of the total number of births 36,089 (including 2,365 still-births) 24,635 or 68.3 per cent. took place in the Municipal, Government and private Institutions doing maternity work (*vide* pages 13 to 15).

Birth-Rate by Races.—It will be seen from Table No. 3 appended to this Report that among the different communities inhabiting the City, Hindus Low Caste (46), Jews (39), Indian Christians (38), showed birth-rates higher than the rate for the whole population. The lower birth-rate, namely, 15 was recorded for Europeans as against 12 in 1933.

Still-Births.—The number of infants certified as still-born was 2,365 as against 2,338 in 1933, and the decennial average 1,922. Still-births are excluded in this Report from all figures relating to deaths and to births not expressly defined as still-births.

DEATHS AND DEATH-RATES.

The total number of deaths registered from all causes during the year was 27,370 against 27,174 in 1933. It was 1,522 more than the average annual mortality of 1929-1933 and 1,322 less than the average annual mortality of the preceding 10 years (1924-1933).

The death-rate per 1,000 persons living was 23.6 as against 23.4 in 1933, 19.7 in 1932 and 23.0 the average for the preceding decennium. The death-rate (like the birth-rate) is invariably high amongst the poorer classes, and as an unduly large proportion of the population of the City belongs to the most poorly paid sections of the society, the general death-rate is raised by that of the unusually large proportion of the very poor. The Census of 1931 showed that 74 per cent. of the population belong to the poorer classes and live in one-room tenements.

The annual death-rates during the last fifty years are indicated in the Diagram "A" facing this page.

Mortality by sex and age.—Of the total number of 27,370 deaths in the year, 14,916 were among males and 12,454 among females. The larger number of deaths among males is due to the preponderance of males who constitute nearly fifty-five per cent. of the population, the actual death-rate being higher among females. Thus the male death-rate was 20 and the female death-rate 30 in 1934 as against 19 and 29 respectively in 1933.

The following table shows the proportional contribution to the total deaths of each age-group in the two sexes:—

TABLE OF PERCENTAGES TO THE TOTAL MORTALITY BY AGE-PERIODS IN 1932, 1933 AND 1934.

Age-Period.	1932		1933		1934			Percentage.
	Total Mortality.	Percentage.	Total Mortality.	Percentage.	MALE	FEMALE	PERSONS	
					Total Mortality.	Total Mortality.	Total Mortality.	
Under 1 year ..	6,298	27.6	8,320	30.6	4,481	3,772	8,253	30.1
1 to 5 years ..	3,855	16.8	4,670	17.2	2,243	2,297	4,540	16.5
5 to 10 ..	549	2.4	883	3.2	305	352	657	2.4
10 to 15 ..	368	1.6	460	1.7	177	223	400	1.5
15 to 20 ..	722	3.2	871	3.2	320	409	729	2.7
20 to 30 ..	2,548	11.1	3,011	11.1	1,318	1,493	2,811	10.3
30 to 40 ..	2,373	10.4	2,536	9.3	1,612	1,015	2,627	9.6
40 to 50 ..	1,749	7.6	1,840	6.8	1,391	659	2,050	7.5
50 to 60 ..	1,524	6.7	1,575	5.8	1,241	563	1,804	6.6
60 years and above ..	2,870	12.0	3,005	11.1	1,826	1,671	3,497	12.8
Age unspecified	3	0.0	2	..	2	0.0
Total ..	22,856	100.0	27,174	100.0	14,916	12,454	27,370	100.0

It will be seen from the table that the percentage of deaths among infants under one year of age to the total mortality in the year under notice was higher, as in the past, than in the case of any other age-group.

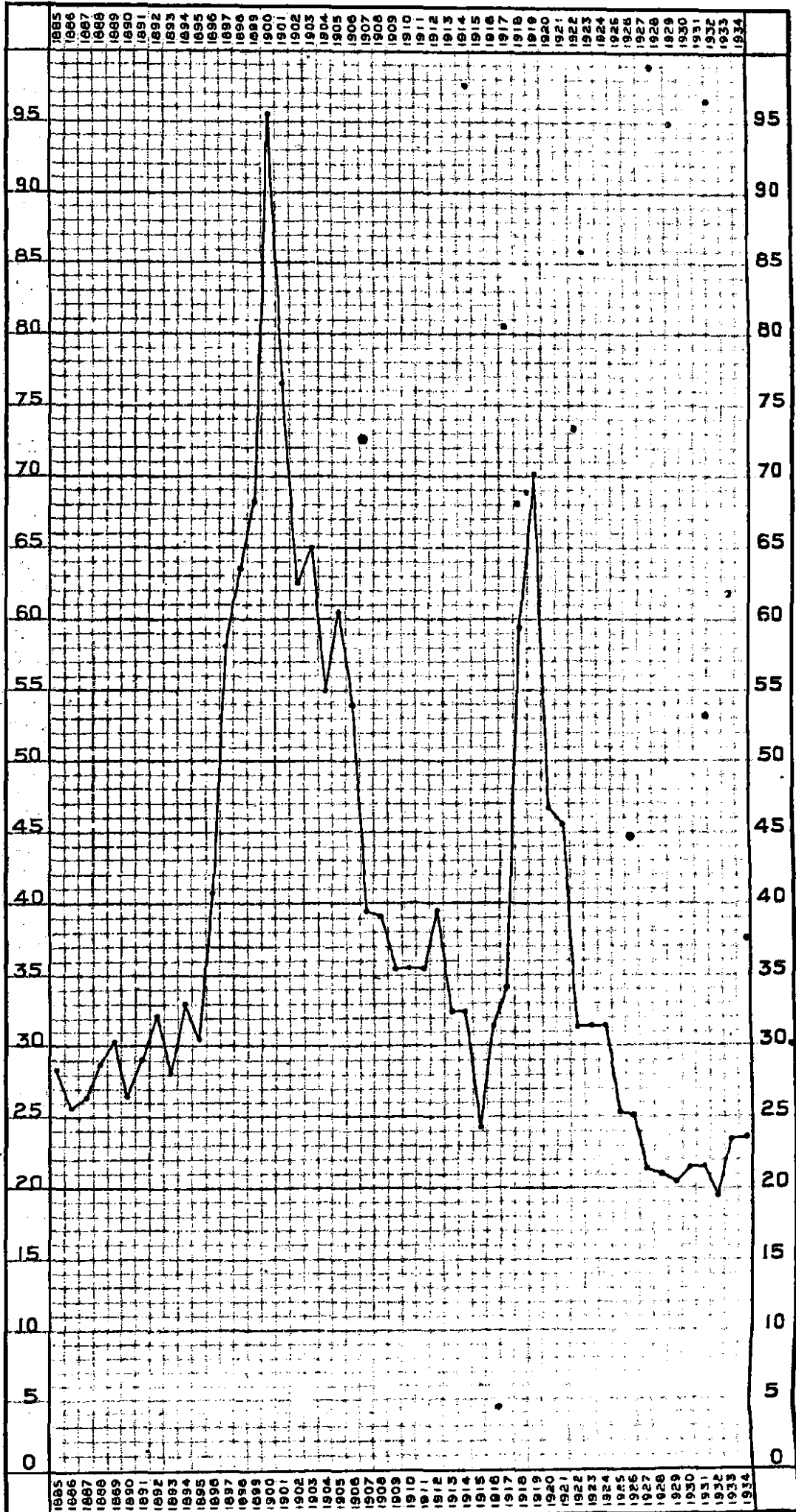
CAUSES OF DEATHS.

The tabulation of deaths by causes is carried out, as explained in the Annual Report for 1920, page 5, in accordance with the "Manual of International List of Causes of Deaths as adapted for use in England and Wales," 1926 Edition. Table No. 12 (Appendix) includes the full list of causes of death. All other abstracts of the cause of death are arranged in the form of the Short List of causes adopted by the Registrar-General for England and Wales and the Local Government Board with certain sub-divisions which were found important for tabulation purposes in the City of Bombay.

Certification of Cause of Death.—The total number of certificates of the cause of death received during the year was 10,469 against 9,474 in 1933; of these 4,174 were from private qualified Medical Practitioners, 16 from Hakims and Vaidyas, and 5,338 from the Medical Officers of various Hospitals, the cause of death in 179 cases was certified by the Commissioner of Police and in 762 cases by the Coroner of Bombay.

A DIAGRAM

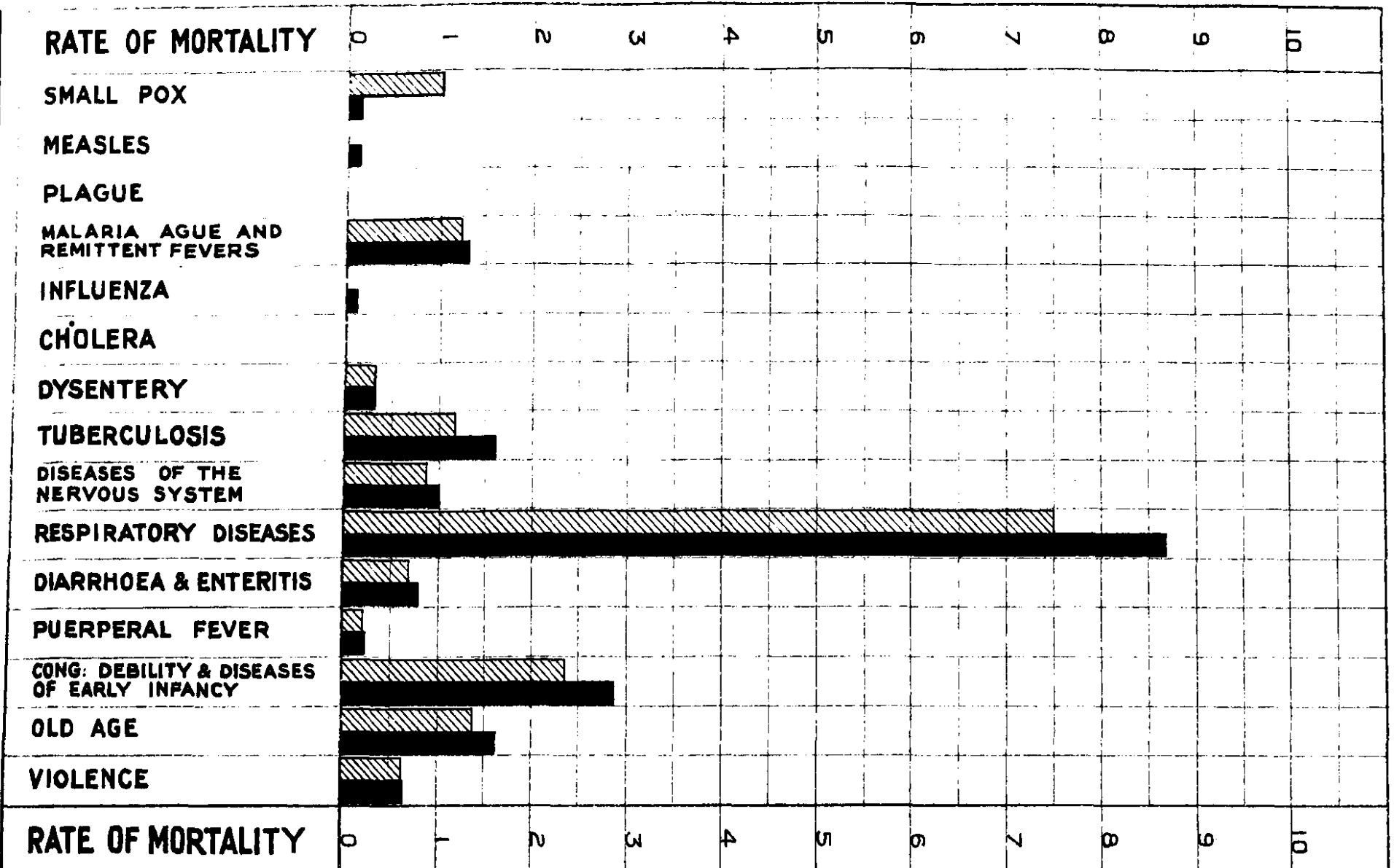
ANNUAL DEATH RATE IN BOMBAY 1885-1934.



B

DIAGRAM

DEATH RATE PER 1000 OF POPULATION
FROM PRINCIPAL CAUSES IN BOMBAY IN 1934
AND THE QUINQUENNIAL AVERAGES IN
1929-1933.



1929-33

1934

The percentages of deaths certified to the total number of deaths in 1934 and the preceding five years are shown in the following table :—

Year.	Number of Certificates of the Cause of Death received from						Percentage of Total Certificates received to the Total Mortality.
	Medical Officers of Hospitals.	Private Medical Practitioners.	Hakims and Vaidyas.	Commissioner of Police.	Coroner of Bombay.	Total.	
1929 ..	4,769	3,325	15	260	899	9,259	34.86
1930 ..	3,929	3,242	15	198	518	7,902	28.69
1931 ..	4,213	3,484	10	128	621	8,456	33.68
1932 ..	4,031	2,963	9	170	831	8,004	35.02
1933 ..	5,111	3,452	19	135	757	9,474	35.06
1934 ..	5,338	4,174	16	179	762	10,469	38.25

The figures show that there was an increase in the number of certified deaths than those received in 1933.

The District Registrars verified the cause of death in 16,901 cases on the information gathered from the relatives of the deceased.

Copies of Certificates issued.—During the year 2,197 copies of certificates of registry of death, 1,387 copies of certificates of birth and 14 true copies of birth and death reports and medical certificates were issued. The total fees received for copies of certificates and reports for searches of birth and death registers for various periods and for producing registers in Courts of Law, amounted to Rs. 4,314-2-3 against Rs. 4,218 in 1933.

Principal Causes of Deaths.—Table of Deaths and Death-rates from Epidemic Diseases and certain other Principal Causes of Death in 1934 and 1933 with averages for 10 years (1924-1933) :—

Causes of Death.	1934.		1933.		Average of years (1924-1933.)	
	Number of Deaths.	Death-rate per 1,000 of Population.	Number of Deaths.	Death-rate per 1,000 of Population.	Number of Deaths.	Death-rate per 1,000 of Population.
<i>Principal Epidemic Diseases.—</i>						
Small-pox	152	0.1	2,659	2.3	955	0.8
Measles	161	0.1	86	0.1	115	0.0
Plague	31	0.0	48	0.0	127	0.1
Enteric Fever	240	0.2	241	0.2	172	0.1
Malarial Fever	101	0.1	71	0.0	305	0.2
Ague and Remittent Fever	1,397	1.2	1,192	1.0	1,697	1.5
Relapsing Fever
Influenza	98	0.1	76	0.1	68	0.0
Cholera	13	0.0	17	0.0	32	0.0
Dysentery	321	0.3	230	0.2	500	0.4
Diphtheria	36	0.0	33	0.0	18	0.0
<i>Other Principal Diseases.—</i>						
Tuberculosis	1,856	1.6	1,594	1.4	1,576	1.3
Diseases of the Nervous System	1,119	1.0	1,144	1.0	1,194	1.0
" Respiratory System	10,056	8.7	9,102	7.8	10,461	8.4
Diarrhoea and Enteritis	959	0.8	805	0.7	1,205	1.0
Puerperal State	251	0.2	234	0.2	231	0.2
<i>Congenital Debility & Diseases of early Infancy</i>						
" of early Infancy	3,397	2.9	3,025	2.6	3,025	2.4
Old Age	1,906	1.6	1,590	1.4	1,900	1.6
Leprosy	52	0.0	31	0.0	65	0.0
Violence	680	0.6	690	0.6	713	0.6
Other Causes	4,544	3.9	4,300	3.7	4,173	3.4
Total ..	27,370	23.6	27,174	23.4	28,692	23.0

It will be seen from the table and Diagram B that diseases of the Respiratory System caused as usual, a higher death-rate 8.7 than any other group. Congenital Debility and Diseases of early Infancy constituted the next most fatal group, giving death-rate of 2.9 per 1,000 persons living. The groups coming next on the list for the year under report are the deaths attributed to Old Age and Tuberculosis (1.6) each and Malaria, Ague and Remittent Fever (1.3).

Scarlet Fever and Whooping Cough have been omitted from the above short table of principal causes. Scarlet Fever has not been registered as a cause of any death during the last 10 years and the number of deaths during the year from the other disease is only 9.

Table No. 12 appended to the Report gives detailed information regarding deaths by months and causes.

The mortality from Plague, Small-pox, Cholera, Influenza, Tuberculosis and Fevers in 1934 is discussed on pages (19) to (32).

The mortality rates from several diseases among different races in the City are shown in Table No. 15 appended to the Report.

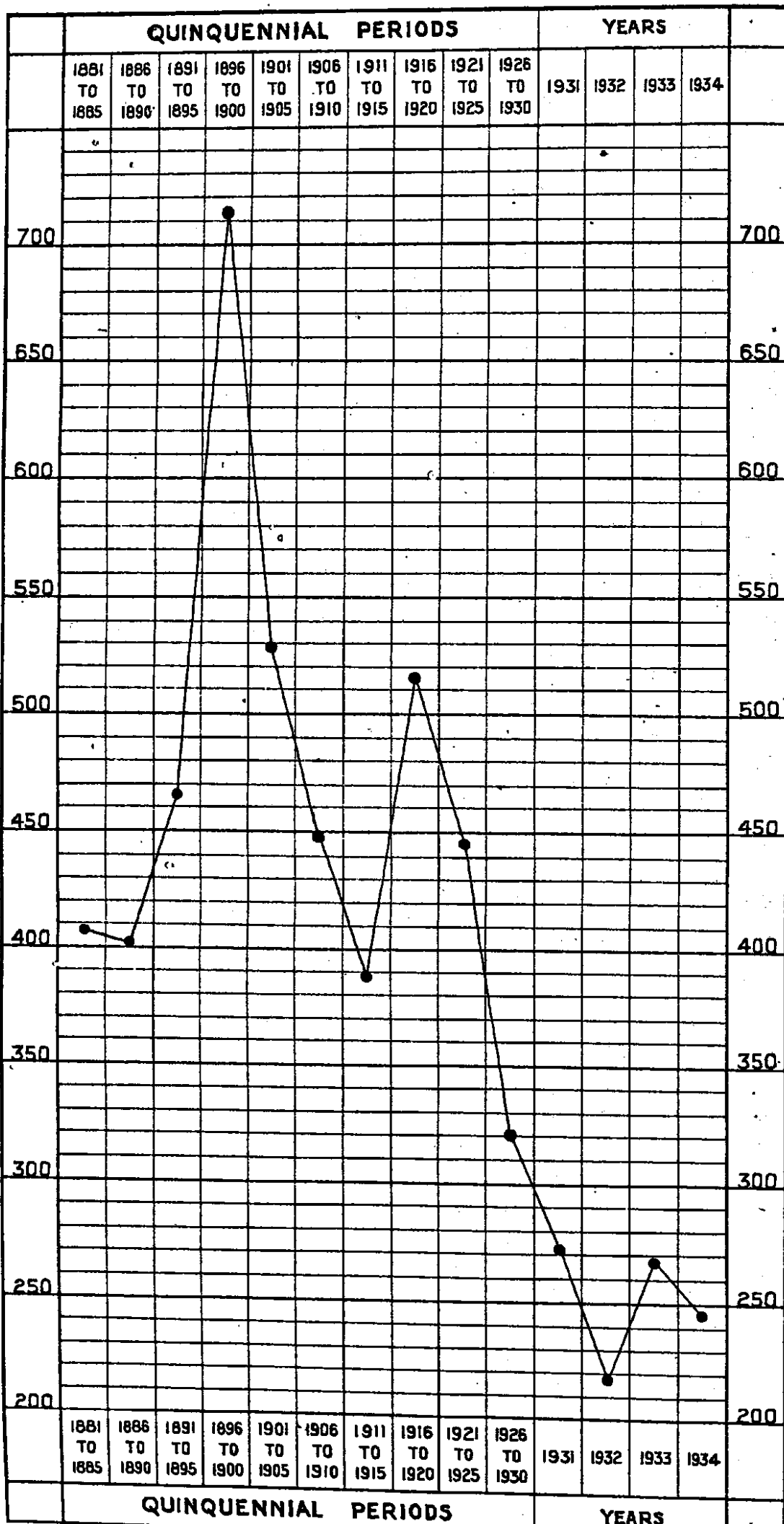
Mortality by Months.—The following table shows the total number of deaths registered on each day and in each month of the year. The number of monthly total deaths in 1933 is added to the table for comparison.

TABLE SHOWING THE DAILY AND MONTHLY TOTAL DEATHS IN 1934 AND THE MONTHLY NUMBER IN 1933.

Date.	MONTHS.												Total.	
	Jan.	Feb.	Mar.	April.	May.	June.	July.	Aug.	Sept.	Oct.	Nov.	Dec.		
1 ..	02	87	69	89	63	67	61	84	82	77	76	69	886	
2 ..	57	69	64	60	65	62	58	78	76	85	65	72	811	
3 ..	67	74	67	80	81	48	67	88	122	81	79	70	924	
4 ..	67	92	76	67	77	52	57	96	86	100	57	86	913	
5 ..	62	98	78	69	61	65	58	66	90	72	76	73	868	
6 ..	59	81	72	75	52	74	65	97	101	78	75	77	906	
7 ..	62	74	61	71	75	66	58	108	83	77	50	65	850	
8 ..	45	73	73	66	55	57	64	98	86	80	70	78	845	
9 ..	77	74	80	68	50	83	74	88	73	83	93	70	913	
10 ..	52	85	77	65	73	50	64	91	69	63	84	83	856	
11 ..	84	63	66	73	76	71	58	92	107	90	73	79	932	
12 ..	69	73	94	73	58	61	69	92	102	82	93	73	939	
13 ..	53	95	78	78	64	54	66	101	94	73	86	71	913	
14 ..	64	65	70	88	66	60	60	78	91	66	74	75	857	
15 ..	82	69	54	83	73	48	59	86	79	75	79	76	863	
16 ..	78	68	76	83	66	54	72	97	76	82	64	63	879	
17 ..	80	63	87	67	60	53	87	92	95	85	72	95	936	
18 ..	87	82	96	93	66	70	74	95	96	78	73	71	981	
19 ..	74	68	83	100	73	65	77	79	79	90	71	60	919	
20 ..	80	71	75	92	67	70	81	93	92	92	67	64	944	
21 ..	67	68	81	73	64	61	77	86	81	79	80	85	902	
22 ..	74	77	77	73	80	64	70	109	84	87	88	82	965	
23 ..	86	65	66	106	64	41	70	82	74	78	73	78	883	
24 ..	70	74	68	88	52	59	95	97	78	73	73	72	899	
25 ..	86	78	58	65	62	65	72	92	85	89	62	69	883	
26 ..	75	66	99	73	88	62	81	96	79	77	58	59	913	
27 ..	88	66	54	66	50	61	76	106	90	84	69	69	879	
28 ..	70	82	77	91	75	48	100	82	87	76	70	63	921	
29 ..	63	..	64	74	65	52	77	88	73	100	68	55	779	
30 ..	64	..	66	98	84	74	72	102	69	71	86	65	851	
31 ..	55	..	75	..	65	..	103	107	..	86	..	69	560	
Total ..	1934	2,159	2,100	2,281	2,347	2,070	1,817	2,222	2,846	2,579	2,509	2,204	2,236	27,370
	1933	2,450	2,814	2,976	2,320	2,162	2,111	2,104	1,938	2,094	2,268	1,950	1,987	27,174

C DIAGRAM

DEATHS IN INFANTS PER 1000 BIRTHS IN BOMBAY 1885 - 1934



The incidence of deaths from principal causes in different months is shown in Table No. 12 appended to this Report.

Mortality by Sections.—It will be seen from Table No. 6 (Appendix) which gives total deaths and death-rates in each Section in 1934 and the quinquennial averages 1929-1933 that rates higher than the general death-rate were recorded in Tarwadi (29.7), Kamathipura (28.5), Sion (28.3), Dongri (27.6), Sewri (27.5), Umerkhadi (26.9), Byculla (26.8), Mahim (26.8), Esplanade (26.0), Tardeo (25.8), Worli (25.6), 2nd Nagpada (24.5) and Bhuleshwar (24.4).

The Sections of Tarwadi, Upper Colaba, Esplanade, Byculla and Parel contain Hospitals and would exhibit a much lower death-rate, but for the fact that for want of residential addresses of many of the patients who die in those institutions, the deaths have to be referred to the sections containing the Hospitals instead of to those where the patients resided before admission.

Upper Colaba contains the Colaba Station (Military) Hospital (117 beds) and the British Family Hospital (42 beds).

Esplanade contains the St. George's Hospital (220 beds), Cama and Allbless Hospital (150 beds), Gokuldas Tejpal Hospital (200 beds) and the Indian Military Hospital (75 beds).

Tarwadi contains the Sir Jamshedji Jijibhoy Hospital (379 beds), Bai Motlibai and D.M. Petit Hospitals (60 beds) and the Maratha Hospital (80 beds.)

Byculla contains the St. Joseph's Foundling Home, the Arthur Road Infectious Diseases Hospital (252 beds), Adams Wylie Hospital (69 beds) and Bai Yamunabai L. Nair Hospital (74 beds).

Parel contains the King Edward VII Memorial Hospital (354 beds), the Nowroji Wadia Maternity Hospital (150 beds) and the Bai Jerbai Wadia Hospital for children (102 beds).

Khetwadi contains the Sir Harkisondas Hospital (110 beds).

Walkeshwar contains the Parsee General Hospital (163 beds).

Deaths by Occupation.—The death-rate recorded for persons following different occupations are shown in Table 18 appended to the Report.

INFANT MORTALITY.

The deaths among infants under one year of age numbered 8,253 being 67 less than in the preceding year and 689 more than the annual average in the decennium 1924-1933.

The infant mortality rate expressed as the number of deaths in infants per 1,000 registered births was 245 for the year 1934. The lowest rate was 218 registered in 1932.

Of the 8,253 infants who died within one year from their birth, 7,083 or 85.8 per cent. were born in Bombay City and 1,170 or 14.2 per cent. in the mofussil (*vide* Table at page 10 showing the place of birth of these infants). The births of these 1,170 infants were thus not registered in the City register. If, therefore, the figure 1,170 be excluded from the total number of infants who died in the City during the year, the rate of infant deaths per 1,000 births registered would be 207 instead of the official figure 245 as shown above.

The Diagram C facing this page shows the incidence of Infant-Mortality rate during the last 55 years.

Cause of Death.—It will be seen from Table No. 13 (Appendix) that 6,350 or nearly by 77 per cent. of the total deaths in infants were due to diseases of the Respiratory System Infantile Debility and Premature Births, against 5,841 deaths or 70.2 per cent. in 1933. Diarrhoea and Enteritis caused 455 deaths, Malaria, Ague and Remittent Fever 137 deaths, Fever not defined 58 deaths and Convulsions 562 deaths. The deaths from Small-pox and Measles numbered 33 and 27 respectively.

INFANT MORTALITY FROM PRINCIPAL CAUSES FROM 1929-1934.

Cause of death. ^c	1929.	1930.	1931.	1932.	1933.	Average (1929 to 1933).	1934.	More or less.
Small-pox	240	449	2	69	717	295	33	- 263
Measles	37	41	15	16	18	25	27	+ 2
Malarial Fever	18	13	5	4	9	10	9	- 1
Ague and Remittent Fever and fever not defined ..	169	203	198	147	167	177	186	+ 9
Diarrhoea and Enterities ..	303	350	366	290	414	343	455	+ 112
Dysentery	23	39	34	27	19	28	40	+ 12
Infantile Debility and Malformation including Premature Birth	2,779	2,791	2,987	2,685	3,019	2,852	3,384	+ 532
Diseases of the Respiratory system	2,523	2,529	2,646	2,217	2,828	2,549	2,983	+ 434
Convulsions	662	626	620	422	594	585	562	- 23
All Causes	7,225	7,506	7,401	6,298	8,320	7,350	8,253	+ 903

Quinquennial Averages.—Compared with the averages of the preceding five years, the total number of deaths was more by 903, the principal increase in the mortality being 112 under Diarrhoea and Enteritis, 532 under Infantile Debility and Premature Births and 434 under diseases of the Respiratory System.

Age at Death.—The following table classifies the infantile deaths from principal causes in 1934 under the age groups, under 7 days, 1-4 weeks, 1-6 months and 6-12 months :—

TABLE OF DEATHS AMONG INFANTS FROM PRINCIPAL CAUSES BY AGE-PERIODS IN 1934.

Age-Period.	Small-pox.	Measles.	Malarial Fever.	Ague and Remittent Fever and Fever not defined.	Diarrhoea and Enteritis.	Dysentery.	Infantile Debility and Malformation includ- ing Premature Birth.	Diseases of the Respira- tory System.	Convulsions.	All causes.	Percentage of death in age period to the total deaths under 1 year of age.
Under 7 days	5	25	..	1,515	19	116	1,827	22.1
1 to 4 weeks	2	15	90	1	1,107	75	100	1,440	17.4
Total under 4 weeks	2	20	115	1	2,622	94	216	3,267	39.5
4 weeks to 6 months ..	12	..	2	65	159	12	636	997	223	2,222	27.0
6 months to 12 months ..	21	27	5	101	181	27	126	1,892	123	2,764	33.5
Total	33	27	9	186	455	40	3,384	2,983	562	8,253	100.0

Of the total deaths among infants, 1,827 or 22.1 per cent. took place in the first week of life and 1,440 or 17 per cent. in the age period of 1 to 4 weeks.

The mortality among infants who had not completed the first month of life was thus 3,267 or 39.5 per cent. of the total infant deaths. The number of deaths in the groups 4 weeks to 6 months and 6 to 12 months was 2,222 and 2,764 being respectively 27.9 and 33 per cent. of the total infant mortality.

TABLE OF PERCENTAGE OF INFANT DEATHS FROM PRINCIPAL CAUSES AT SEVERAL AGE PERIODS
IN 1934.

Age-Period.	Small-pox.	Measles.	Malarial Fever.	Acute and Remittent Fever and Fever not defined.	Diarrhoea and Enteritis	Dysentery.	Infantile Debility and Malformation including Premature Birth.	Diseases of the Respiratory System.	Convulsions.	Other causes.	All causes
Under 7 days	0.3	1.4	..	83.0	1.0	6.3	8.0	100.0
1 to 4 weeks	0.1	1.0	6.3	0.1	76.9	5.2	7.0	3.4	100.0
4 weeks to 6 months ..	0.5	..	0.1	2.9	7.1	0.6	28.6	44.9	10.0	5.3	100.0
6 to 12 months	0.8	1.0	0.2	3.7	6.5	1.0	4.0	68.4	4.4	9.4	100.0
Total	0.4	0.3	0.1	2.3	5.5	0.5	41.0	36.1	6.8	7.0	100.0

The salient features of the above table are the magnitude of the role played by debility and prematurity in the causation of deaths in the first 4 weeks of life and the large proportion of deaths from Respiratory diseases during the remaining 11 months of infancy.

Infant Mortality by Months.—The sub-joined table shows the number of deaths among infants in each month of the year. For comparison the monthly total number of deaths at ages of 1 year and upwards is also inserted.

Age-Period.	NUMBER OF DEATHS.												
	January.	February.	March.	April.	May.	June.	July.	August.	September.	October.	November.	December.	Total.
Under 1 year ..	648	561	670	643	594	566	817	1,018	765	709	620	642	8,253
1 year and upwards ..	1,511	1,539	1,611	1,704	1,476	1,251	1,405	1,828	1,814	1,800	1,584	1,594	19,117

Table No. 13 appended to the Report shows the number of deaths among infants under one year of age by causes in detail and by months.

Infantile Mortality by Races.—The following table shows the death-rates among infants of different Nationalities and Castes :—

INFANT MORTALITY BY CASTE AND INFANTILE DEATH-RATE PER 1,000 OF BIRTHS REGISTERED IN EACH CASTE IN 1934.

Race or Caste.	Deaths under 1 year.	No. of Births registered.	Infant Mortality per 1,000 of births registered.
Hindus, low caste	1,375	4,731	291
Hindus, other castes	4,783	19,027	251
Mussalmans (including Negro, Africans) ..	1,319	5,725	230
Parsees	106	1,112	95
Jews	35	340	103
Indian Christians	573	2,453	234
Anglo-Indians	24	159	151
Europeans	8	140	57
Buddhists	3	31	97
Other and Unknown castes	27	6
Total	8,253	33,724	245

Infant Mortality by Sections.--The death rate among infants under one year of age per 1,000 births registered in several sections in the City are shown in the last column of Table No. 2 appended.

In the case of each death of an infant, special inquiries were made by the District Registration Staff of the Health Department as to whether the birth of the child had taken place in the City or outside it, and if the former whether the birth was registered in the City registers before or after death. The result of this inquiry is embodied in the sub-joined statement with a view to ascertain the incidence of infant mortality in a class of population inhabiting a particular locality.

Statement showing the place of Birth of Children who died before completing twelve months of age in 1934 :—

Ward.	Sections.	Bombay Born.		Born out of Bombay.	Total.
		Births Registered.			
		Before Death.	After Death.		
A	Upper Colaba	9	1	4	14
	Middle and Lower Colaba ..	78	2	10	90
	Fort, South	8	1	2	11
	Fort, North	123	6	30	159
	Esplanade	68	3	12	83
B	Mandvi	181	9	49	239
	Chukla	95	7	19	121
	Umarkhadi	262	14	32	308
	Dongri	97	12	14	123
C	Market	155	18	37	210
	Dhobi Talao	236	34	57	327
	Fanaswadi	172	14	33	219
	Bhuleshwar	203	18	47	268
	Khara Talao	109	12	20	141
	Kumbharwada	159	11	36	206
D	Khetwadi	193	14	38	245
	Girgaum	211	18	38	267
	Chowpati	57	4	16	77
	Walkeshwar	61	5	13	79
	Mahalakshmi	191	18	27	236
E	Mazgaon	207	19	50	276
	Tarwadi	268	26	54	348
	Second Nagpada	103	12	18	133
	Kamathipura	225	24	39	288
	Tardeo	184	12	33	229
	Byculla	657	49	82	788
	First Nagpada	28	4	8	40
F	Parel	351	28	53	432
	Sewri	168	12	33	213
	Sion	482	43	93	618
G	Mahim	368	29	64	461
	Worli	753	91	96	940
	Harbour, Docks, Railways and Unknown	44	7	13	64
	Total ..	6,506	577	1,170	8,253
	Percentage ..	78.8	7.0	14.2	100.0

This information has been introduced only since 1930 and during these four years, a material change is noticed. The percentage of deaths amongst children born in the mofussil and not registered in the City to the total infant deaths in 1934 is 14.2 against 12.6 in 1933, 12 in 1932 and 16 in 1931, and about 32 in 1927.

INFANT MORTALITY BY THE NUMBER OF ROOMS OCCUPIED IN 1934.

Number of Rooms.	Births.		Deaths in Infants.		Infant Mortality per 1,000 Births Registered.	
	Number.	Percentage.	Number.	Percentage.	1934.	1933.
Roadside	6	..	25	0.3
1 Room and under ..	23,902	70.9	6,412	77.8	268	344
2 Rooms	5,458	16.2	1,288	15.6	236	201
3 Rooms	1,513	4.5	299	3.6	198	175
4 or more Rooms ..	929	2.7	167	2.1	180	155
Suburban Births ..	1,916	5.7	62	0.6	32	21
Total	33,724	100.0	8,253	100.0	245	269

The percentage of population occupying tenements of one room to the total number of occupants of all classes of tenements in the City by the Census of 1931 was 74. Of the 33,724 births registered in the year, 23,908 or 70.9 per cent. occurred in families living alone in a single room or sharing it with others and the number of deaths in infants in this class of population was 6,412 or 77.8 per cent. of the total infant mortality.

It will be observed from the statement that the rate of deaths among infants in single room tenements per 1,000 births in such tenements during the year was 268 as against 344 in 1933 and that the proportion of deaths to births varies inversely as the number of rooms occupied by the parents.

Prevention of Infantile Mortality.

The work which is being done in Bombay for the reduction of infant mortality may be described under the following heads :—

- (i) Visits by the Municipal District Nurses for the purpose of getting into touch with prospective mothers and for discovering cases of sickness especially among women and children and unvaccinated children ; for enquiry into the condition of new born infants ; and for giving instruction by homely talks as to the care and rearing of children.
- (ii) Attendance on confinements.
- (iii) Provision of necessaries and comforts during the lying-in period.
- (iv) Maternity Homes.
- (v) Infant Welfare Centres and Infant Milk Depots.

Municipal Nurses.—The number of Municipal Nurses employed is ten, one being attached to each of the ten District Registrars' Offices. They visit daily the localities and the chawls inhabited by the poor and help to diffuse and popularise elementary knowledge of the principles of health and hygiene and to carry such knowledge into the homes and lives of the ignorant ; they give advice on the prevention of disease and the care and up-bringing of infants and bring to the notice of the authorities unregistered births, unvaccinated children and cases of sickness ; they also persuade prospective mothers to go to the Maternity Homes provided for them free. Where this provision is not taken advantage of, they attend on the women in their own houses providing them with bedding for their confinement, and with food in shape of milk and bread during the first seven days of the puerperal period. The visits of the Nurses are frequently the means of bringing to the Municipal Dispensaries sick persons who would otherwise either not know the existence of the facilities provided or knowing would, through indifference and apathy, neglect to benefit by them. These visits are doing much good and are welcomed and appreciated by those for whose benefit they are paid.

Summary of Work.—During the year the Municipal Nurses paid 31,167 visits to houses, chawls and huts (against 29,679 in 1933) inquired into 1,375 cases of ordinary sickness and reported 95 cases of infectious diseases and 257 deaths in female population of the City. They also attended on 1,275 confinements (against 1,341 in 1933) and verified the reports of the Birth Karkuns on 6,488 births.

The following table summarises the information obtained by the Nurses in attendance on confinements and in visits to infants and young children:—

SUMMARY OF INQUIRIES AND OF WORK OF MUNICIPAL NURSES AND MIDWIVES, 1929-1934.

	1929.	1930.	1931.	1932.	1933.	1934.
Total number of births (including) still-born registered ..	26,080	27,342	29,368	30,914	32,264	36,089
Percentage of still-birth to the total number of births registered	7.1	7.4	7.4	6.5	6.7	6.6
Number verified by the Nurses	10,075	10,320	10,623	9,142	8,642	10,563
Percentage of number verified to the total	38.6	37.7	36.2	29.6	25.9	29.3
Percentage of the confinements unattended	4.0	4.2	4.3	4.8	3.4	3.6
Percentage of confinements attended by unskilled women	35.2	29.1	25.8	27.5	26.0	17.1
Percentage of the confinements attended by qualified Nurses (other than Municipal)	9.4	9.4	9.2	10.0	7.9	6.9
Percentage of the confinements attended by Municipal Nurses	10.8	12.0	11.3	12.4	15.5	12.1
Percentage of children born in Hospital	40.6	45.3	49.4	46.3	44.9	43.1
Percentage of children born in healthy condition	64.6	69.3	68.5	68.1	70.2	66.3
Percentage of children fed on breast	66.5	71.4	67.7	73.9	71.9	57.2
Percentage of children dying within 30 days	8.6	8.3	7.5	7.3	6.9	5.9
Percentage of the cases where the mothers leave home for work	30.4	29.9	26.9	26.4	24.8	25.6

It will be seen from the above table that of the total number of 36,089 births (including 2,365 still-births) registered in the City during the year under report, 10,563 or 29.3 were verified by the Municipal Nurses as against 8,642 or 25.9 per cent. in 1933.

The proportion of births wholly unattended was 3.6 per cent. among the cases where inquiries were made, and that of confinements attended by unskilled women 17.1 as against 3.4 and 26.0 respectively in 1933.

The percentage of confinements attended by qualified midwives (other than Municipal) was 6.9 as against 7.9 in 1933 and that of confinements attended by Municipal midwives was 12.1 as against 15.5 in the previous year. The percentage of children born in Hospitals (43.1) showed a decrease of 1.8.

The percentage of children born in healthy condition was 66.3 as against 70.2 in the preceding year and that of children fed on breast was 57 as against 71 of 1933.

The proportion of children dying within 30 days of birth fell from 6.9 in 1933 to 5.9 in 1934.

The percentage of mothers who left home for work leaving their children to the care of others was 26 as against 25 in 1933.

Relief to poor women during confinement in the shape of necessaries and comforts such as milk, bread, blankets, charpoys and linen was continued during the year and dispensed in 283 cases as against 305 in 1933 and 285 in 1932.

Municipal Maternity Homes.—There are now five Maternity Homes maintained by the Municipality.

The number of women admitted to the Homes and the number of beds in each Home was as follows :—

Maternity Homes.	Number of Cases.		Number of Beds.
	1934.	1933.	
Mohammed Haji Saboo Sidik's Maternity Home at Bellasis Road	1,416	1,227	37
Kamar Khanum Maternity Home at Victoria Cross Road	1,405	1,345	50
Mahommed Haji Saboo Sidik's Maternity Home at Imamwada	863	803	19
Mahomed Haji Saboo Sidik's Maternity Home at Worli	649	727	16
Sorabji Shapurji Engineer's Maternity Home at Khetwady.	717	609	12
Total	5,050	4,711	134

The total number of women admitted during the year was thus 5,050 as against 4,711 in 1933. The number of cases confined in the Homes was 4,384 as against 4,226 in 1933. Of the women confined 889 were primiparæ.

The following statement gives the number of confinement cases in each of the Municipal, Government and Private institutions doing Maternity work during the last five years (1930-1934) :—

Serial No.	Maternity Homes.	No. of Beds.	1930.	1931.	1932.	1933.	1934.
1	Mahomed Haji Saboo Sidik's Maternity Home, Bellasis Road	37	1,078	1,071	967	1,038	1,203
2	Mahomed Haji Saboo Sidik's Maternity Home, Imamwada	19	680	500	589	756	830
3	Kamar Khanum Maternity Home, Victoria Cross Road	50	841	907	932	1,211	1,108
4	Mahomed Haji Saboo Sidik's Maternity Home, Worli	16	445	525	564	636	558
5	Sorabji Shapurji Engineer's Maternity Home, Khetwady	12	..	343	463	585	685
6	Infant Welfare Society's Home, DeLisle Road	20	387	630	707
7	Infant Welfare Society's Home, Worli	29	..	309	464	485	632
8	Wari Bunder Port Trust Maternity Home	14	300	531	456	481	512
9	Ahliliabai Free Maternity Home	6	37	39	37	42	35
10	Ajinkya Hospital	16	244	240	229	184	212
11	Albless and Cama Hospital	50	2,189	2,289	2,437	2,974	3,005
12	Amin's Maternity and Gynæcological Hospital	12	48	113	114
13	Anand Maternity Home	4	51	55	41	39	55
14	B. D. Petit Parsee General Hospital	20	102	101	52	24	31
15	Bai Chanabai Peraj & Keshavji Damji, Esq., Maternity Home	12	..	33	51	116	71
16	Bai Motlabai & Petit Hospital	40	1,457	1,338	1,304	1,605	1,565
17	Bombay Nuraing Home, (Dr. Bhajekar's)	4	8	12	10
18	Bhatia General Hospital	10	26	61	71

Serial No.	Maternity Home.	No. of Beds.	1930.	1931.	1932.	1933.	1934.
19	Bhatia Maternity Home	20	213	231	297	317	371
20	Dr. B. D. Patwardhan M. & G. Hospital ..	10	74	145	130.
21	Dr. Bhansali's Maternity Home	10	53	34	44.
22	Dr. C. M. Mehta's Hospital	18	334	461	420	514	280.
23	Dr. D'Sa's Hospital	12	174	195	179	161	208.
24	Drs. Kaikeni and Tilak Hospital	12	86	78	104	129	146.
25	Dr. Karande's Hospital	12	89	143	125	159	181.
26	Dr. Kerawalla's Hospital (New Hospital for Women No. 2)	15	293	269	262	285	269.
27	Dr. N. B. Kotak's Maternity Home	8	..	4	19	29	3
28	Dr. Mrs. Nalinibai Kalelkar's Women's Clinic..	5	4	22	27
29	Dr. Parekh's Hospital	<i>Unrestricted</i>	281	318	329	416	421
30	Dr. Purandare's Hospital	26	244	313	265	301	350.
31	Dr. Mrs. Saldana Fernandes Popular M. & G. Hospital	3	5	13	8	5	3.
32	Dr. Phadke's Maternity Home	4 _e	23
33	Dr. T. W. Sequeira's Maternity Home	6	33
34	Dr. Miss M. N. Dalal Nursing Home	6	14
35	Dholkawalla Maternity Home	29	296	351	381	331	388.
36	Dhanvantari Hospital	2	2	5
37	Eugenic Maternity Home (Dr. Sequeira's) ..	8	62	83	70	61	90.
38	The Dadar Nursing Home	7	22	87
39	Haji Karim Mahomed Suleman Maternity Home	10	48	35	67	68	70.
40	Hospital for Women and Children, Tardeo ..	25	195	185	168	183	203.
41	Kandangowri Maternity Home	35	486	670	743	1,033	1,104.
42	Kushalini Home for Infants	4	37	21	29.
43	Laxmi Maternity Home	6	28	38	76	72	88.
44	Machado Nursing Home	5	22	50	44.
45	Masina Hospital	40	324	341	282	252	247
46	Mhasker Maternity Home	22	193	412	485.
47	New Hospital for Women, (New Queen's Road)	15	92	286.
48	Nowroji Wadia Maternity Hospital	150	4,110	4,467	4,320	4,734	4,653.
49	Patro Hospital	3	9	26.
50	Parsee Lying-in Hospital	50	356	337	375	435	352.
51	Poly Clinic	5	26	40	45	23	44.
52	Ruxmani Hindu Hospital	15	217	244	260	333	392.
53	Rukhmabai Maternity Home	10	77	112.
54	Sadguru Maternity Home	5	58	188	238.
55	Sakinabai Moosabhai Jafferbhai Maternity Home	11	104	112	165	210	272.
56	Seth Gordhandas R. Bhagat Kalbadevi Hindu Maternity Home	17	180	227	236	314	366.
57	Seva Sadan Hospital	3	..	27	23	22	27.
58	Sir Harkisandas Narottamdas Hospital ..	21	202	257	253	343	463.

Serial No.	Maternity Home.	No. of Beds.	1930.	1931.	1932.	1933.	1934.
59	St. Elizabeth's Nursing Home	4	37	27	31
60	St. George's Hospital	14	242	293	329	307	355
61	St. Philomena's M. & N. Home	7	13	15
62	Surgical Nursing Home	Nil.	4	5	6	4	2
63	Women's Clinic (Dr. Pagnis)	5	43	51	83	62	95
64	Yamunabai Nair Hospital	8	75	108	158	102	159
65	Jasmine Lodge Nursing Home	22	Closed.			
66	Pushpawati Maternity Home	2	Closed.		
67	Rachael Maternity Home	71	19	Closed.		
68	Swastik Maternity Home	3	5	3	Closed.	
69	Victor Maternity Home	13	Closed.			
70	Vaidya Maternity Home (Amalgamated with Poly Clinic)	56	5	Closed.		
71	Dr. Trivedi's Maternity and Children Hospital	12	13	Closed.
72	Dadabhoy M. & S. Nursing Home	29	Closed.	
73	Shri Laxmi Maternity Home	12	18	8	3	Closed.
74	Saraswati Maternity Home	4	Closed.
	Total ..	1,073	16,291	18,237	19,633	23,487	24,635

It is interesting to note that out of 36,089 births (including still-births) registered in the City in 1934, 24,635 or 68.3 per cent. took place in Maternity Homes, as against 70.60 per cent. in 1933.

Maternal Mortality.—The following table gives the classification of cases of death in Puerperal State in 1934 as required under Corporation Resolution No. 10,544 of 30th March 1931 :—

No.	Specific causes of Death.	No. of Deaths.	
	Diseases of the Puerperal State.		
1	Ante-partum Hæmorrhage	11	
2	Post-partum Hæmorrhage	14	
3	Toxaemias (Eclampsia, Hyperemesis Gravidarum Acute Yellow Atrophy Albuminuria)	22	
4	Puerperal Sepsis (Sapraemia, Septicaemia, Phlegmasia Alba Dolens Coli Infection, etc.)	86	
5	Embolism	4	
6	Shock during or immediately after delivery	17	
7	Anæmia of Pregnancy	74	
8	Malaria	} Complications of Pregnancy	
9	Influenza, Pneumonia		4
10	T. B.		1
11	Heart Disease	3	
12	Operative Interference	1	
13	Rupture of Uterus	2	
14	Breast Diseases	
15	Puerperal Insanity	
16	Other Causes	12	
	Total ..	251	

Infant Welfare Society.—This Society has been doing good work. At the end of the year there were 7 centres, three Maternity Homes and one Creche at DeLisle Road. Each centre is in charge of a Lady Doctor (full time), graduate of the Bombay University, under whom there is a Supervisor and a Health Visitor; the former is a fully qualified, diplomaed nurse and the latter is a qualified Maternity Nurse.

The supervisor looks to the distribution of milk and assists the Lady Doctor at the Clinics and in advising mothers on infant management. The Health Visitor visits her district and persuades the expectant mothers to take advantage of the Maternity Home in the City and to bring their babies to Infant Welfare Centre for milk and treatment.

The Society provides through its Centres and Homes (i) advice and instruction to mothers as to infant management; (ii) treatment to infants for minor maladies; (iii) baths to infants; (iv) distribution of milk to the deserving expectant mothers and infants; and at reduced rates who can afford to pay and (v) Confinements at the Maternity Homes.

The number of admissions at the 7 centres	6,110
The number of attendance for milk, medicine, treatment, etc.	3,01,268
The number of confinements conducted by the Infant Welfare Society's Nurses in patients' own homes	232
Deliveries at the I. W. S. Maternity Homes	1,851
Cases sent to Maternity Hospitals in the City	4,493
Highest daily attendance at the Creche	56

METEOROLOGY OF 1934.

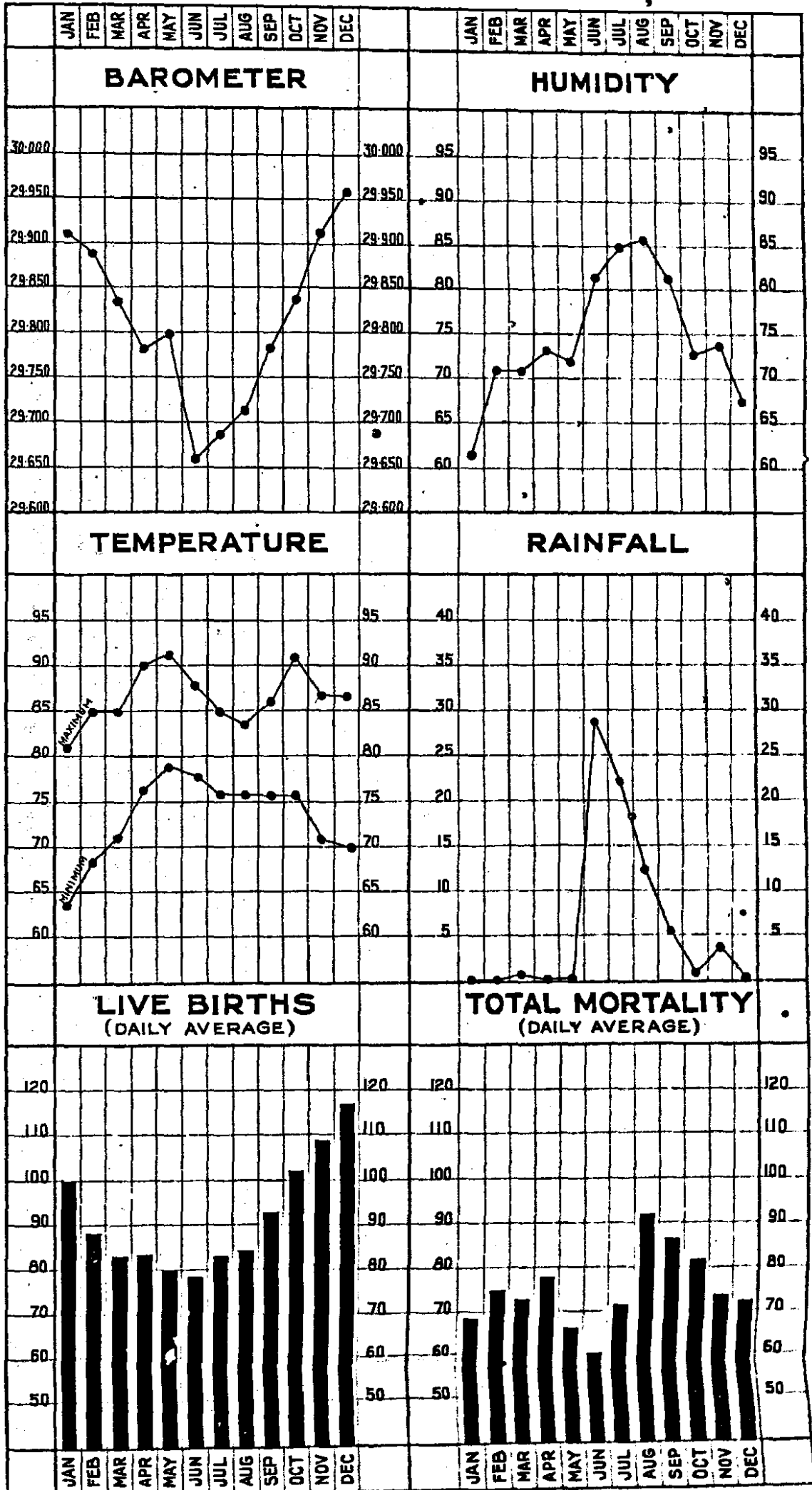
Table No. 23 appended to the Report gives the meteorological data of 1934.

Rainfall.—The total rainfall recorded at the Colaba Government Observatory during 1934 was 73.25 against 62.37 in 1933 and 73.66 in 1932 and was 2.71 inches above the normal (70.54).^o Rain fell on 110 days during the year against 116 days in 1933 and 106 days in 1932.

The maximum monthly rainfall was 29.06 inches in June against 17.25 inches in August 1933.

D DIAGRAM

DAILY MEAN BIRTHS DEATHS AND CLIMATIC CONDITIONS IN BOMBAY IN 1934



EPIDEMIC AND OTHER DISEASES.

EPIDEMIC AND OTHER DISEASES.

Notification of Infectious Diseases.—The cases of infectious diseases during the year numbered 3,190. Under Section 421 of the Municipal Act, 331 cases were notified by Medical Practitioners as against 520 in 1933. No cases were notified by Hakims and Vaidyas who are not required by law to notify. 2,859 cases or 89.6 per cent. of the total number were reported by the District Registrars.

Since fees are not paid to the Municipal Registrars for the cases they report and since such cases are not certified on the official form of certificate, they are not included in the number of cases notified under Section 421 of the Act.

The diseases to which the notification received related are set out by Sections in Table No. 4 (Appendix).

Year.	Number of notifications received from			Reported by Municipal Registrars.	Percentage of total notifications to the total No. of cases Registered.
	Medical Practitioners.	Hakims and Vaidyas.	Total.		
1929	608	608	3,400	15.2
1930	668	668	4,045	14.2
1931	239	239	2,157	9.9
1932	293	293	2,454	10.6
1933	520	520	6,521	7.4
1934	331	331	2,859	10.4

Plague.—The number of Plague attacks during the year was 37 as against 50 in 1933, viz., 5 in January, 13 in February, 9 in March, 4 in April, 3 in May, 1 in June, 1 in July and 1 in September. The disease caused 31 deaths as against 48 in 1933 and did not assume epidemic proportion at any time during the year.

The mortality among reported cases was 84 per cent. as against 96 per cent. in the previous year. The death-rate from Plague works out to 0.03.

The distribution of deaths among different castes during the year is shown in Table 14 and the death-rate in Table No. 15 (Appendix).

Plague Measures.—The usual preventive and precautionary measures namely (i) Inoculations, (ii) Rat Destruction, (iii) Evacuation and (iv) Disinfection were continued during the year.

(i) Inoculation—During the year 636 inoculations against plague were performed at the Haffkine Institute and 1,552 by the Municipal Medical Inspectors.

(ii) Rat Destruction—The total number of rats collected and destroyed during the year was 7,27,815 against 7,36,934 in 1933. It will be seen from the following statement that of the 7,27,815 rats collected and sent to the Parel Laboratory, 2,57,107 were examined and 34 were found infected, giving a ratio of 0.01 infected rats per 100 rats examined as compared with a ratio 0.15 in 1933.

STATEMENT SHOWING THE NUMBER OF RATS SENT TO THE PAREL LABORATORY, THE NUMBER EXAMINED AND THE NUMBER FOUND INFECTED IN 1934.

Months.	Number of Rats sent to the Parel Laboratory.	Number of Rats Examined. Total.	Number of Rats found Infected.	Ratio Per Cent.
January	70,727	26,963	—	—
February	61,807	23,211	11	0.05
March	60,035	18,039	16	0.09
April	53,413	13,551	1	0.01
May	58,038	21,532	3	0.01
June	52,706	17,126	2	0.01
July	49,144	16,492	—	—
August	53,735	19,564	—	—
September	57,427	19,190	—	—
October	72,928	28,622	1	0.00
November	68,155	25,996	—	—
December	69,700	26,821	—	—
Total	7,27,815	2,57,107	34	0.01

The percentage of infected rats rose from 0.05 in February to 0.09 in March and thereafter gradually declined.

(iii) EVACUATION.—For the reception of contacts from infected dwellings semi-permanent Health Camps at Koli Lane (Colaba), Suklaji Street (Tardeo), Chinchpogli (at the junction of DeLisle Road and Arthur Road) were maintained.

(iv) DISINFECTION.—For the destruction of fleas, all rooms in which cases of Plague either in rats or in men had occurred were disinfected with Pesterine. Infected bedding is disinfected by steam.

Small-pox.—Small-pox was prevalent in the City throughout the year and caused 152 deaths as against 2,659 in 1933 and 955 the average for the decennium 1924-1933. The number of attacks from Small-pox registered during the year was 283 including 29 imported cases as against 4,463 in 1933.

The death-rate from Small-pox during the year was 0.1 as against 2.3 in 1933 and 0.8 the average during the ten years (1924-1933).

The number of deaths from Small-pox by months is shown in table No. 12 and by Section in Table No. 10 (Appendix).

There are 21 Vaccination Stations in the City of which three are open on every morning between 8 and 10-30 a.m. During the prevalence of Small-pox in an epidemic form the station at Princess Street is open daily between 8 a.m. and 10-30 a.m. (S.T.) and 2-30 p.m. and 5-30 p.m. (S.T.) including holidays and Sundays, and the one at the Central Vaccination Depot, Suparibag Road, Poibavdi, Parel, is open on working days between 7-30 a.m. and 5-30 p.m. and on Sundays and holidays between 7-30 a.m. and 10-30 a.m. and 2-30 to 5-30 p.m. (S.T.).

The number of primary vaccinations done during the year was 26,203 against 33,499 in 1933 and that of re-vaccinations 17,824 as against 2,43,192 in 1933. The proportion of Primary Vaccinations (20,039) in children under one year of age to the total number of births (33,724) registered during the year was 59 per cent. Thirty-three deaths from Small-pox occurred among children under one year of age during the year. Of those, 30 were not vaccinated while 3 were vaccinated during the incubation period.

Cholera.—During the year 20 attacks (including 15 imported cases) and 13 deaths from Cholera were registered as against 28 attacks and 17 deaths in 1933.

Of the 20 attacks, 7 were registered in April, 7 in May, 2 in June, 1 in July, 2 in August and 1 in September.

Influenza.—Influenza was recorded as the cause of 98 deaths during the year as against 76 in 1933 and 68 the average for the preceding decennium (1924-1933).

Enteric Fever and Diphtheria.—The following table shows the number of cases of Enteric Fever and Diphtheria registered in each month during the year. The number of deaths from the two causes are shown in Table No. 10 by Sections and in Table No. 12 (Appendix) by months :—

Diseases.	Jan.	Feb.	Mar.	April	May	June	July	Aug.	Sept.	Oct.	Nov.	Dec.	Total.
Enteric Fever ..	18	21	21	19	28	34	28	48	56	28	26	14	341
Diphtheria ..	13	9	9	7	8	3	3	8	15	14	11	20	120

Tuberculosis.—The number of deaths from Tuberculosis was 1,856 and the death-rate 1.6 per 1,000 of the population. Of these 1,616 were due to Phthisis (Pulmonary Tuberculosis) and 240 to other Tuberculous Diseases. The annual death-rates in previous years from Tuberculosis have been as follows :—

Period.	Annual Death-rate from Tuberculosis.		
	Pulmonary.	Other Forms.	All Forms.
1924-1933	1.2	0.1	1.3
1929-1933	1.1	0.1	1.2
1933	1.2	0.2	1.4
1934	1.4	0.2	1.6

Of the deaths under Tuberculosis, 960 were among males and 896 among females. The disease caused a great number of deaths among persons in the age-group of 20 to 40 years than in any other age period, *vide* Table No. 17 (Appendix).

The Anti-Tuberculosis Measures.

There are two dispensaries for out-patients suffering from Tuberculosis, one at the Sanitary Institute, Princess Street, and the other at Foras Road. The "Turner Sanatorium" contains 32 beds for in-patients at Bhoiwada Hill, Parel.

Each dispensary is in charge of a Medical Officer and nurses are employed for visiting the patients who attend, reporting on their home conditions and seeing that they follow in their homes the advice which they receive.

In the year 1934, 1,420 new cases were admitted of which 1,375 were definitely labelled as "Tuberculosis". The Tuberculosis cases were classified under two main groups (a) Pulmonary and (b) Non-Pulmonary. Their distribution is as follows :—

Pulmonary Tuberculosis	1,174	85.4	per cent.
Non-Pulmonary Tuberculosis	201	14.6	"

The 1,375 Tuberculosis cases, analysed according to caste and sex show the following distribution :—

Caste.	Male.	Female.
Hindu	308	211
Mahomedan	239	399
Parsee	21	5
Christian	117	62
Jew	5	8
Total	690	685

The distribution according to age is as follows :—

Upto age of	10	15	20	25	30	35	40	45	50 & upwards
1,875 T. B. Cases < ..	100	112	330	236	207	135	100	34	71

Total attendances in the two Dispensaries in the year were 13,153.

The dispensaries serve the following important purposes :—

(1) **Diagnosis Centre.**—The diagnosis is made on Clinical and Bacteriological findings. Doubtful cases are kept under observation for a certain period before being discharged as non-tuberculous. 679 Sputa were examined for Tuberculosis during the year 1934.

(2) **Propaganda Centre.**—2,195 domiciliary visits were paid in 1934. Printed leaflets in English and Vernaculars were distributed by the nurses during their visits. The patients and their relations received instructions on general sanitation and diet. The contacts were brought to the dispensary for examination. Their names were entered on special cards known as "Contact Card". 1,207 contacts were examined at the dispensaries.

(3) **Sorting Centre.**—After proper diagnosis, the cases were sent to appropriate institutions. Early cases were admitted to the Turner Sanatorium. Cases requiring hospital treatment were advised to go to the K. E. M. Hospital. Advanced cases were removed to the Maratha Hospital.

(4) **Information Bureau.**—Inquiries from the Bombay public as well as from outside places, on matters relating to tuberculosis in general and tuberculous patients in particular received prompt attention from the Information Bureau.

(5) **Treatment Centre.**—Patients who were unable to take institutional treatment as in-patients, patients kept under "Observation" and good many of the chronic cases discharged from institutions, received treatment at the dispensary. The treatment mainly consisted of antiseptic and symptomatic mixtures; ointment for inunction into the chest (*i.e.*, Ung. Saponis of the Budapest Anti-Tuberculosis Clinic) and injections of Sodium Morrhuate (3 per cent); Collosal Antimony, Collosal Calcium; Biocholine; (A.F.D.) and Tuberculin B.E. (of St. Mary's Hospital, London). The last named injection was reserved for surgical cases alone (*i.e.*, T.B. Glands and Bones). Gold injections were also given in suitable cases.

Turner Sanatorium.

Out of the 32 beds provided at the Turner Sanatorium, 18 are reserved for male cases and 14 for female cases. Remaining at the end of 1933, there were 28 patients. 173 new cases were admitted in 1934. This brings the total number of patients treated in 1934 to 201 (28+173). Out of 201 cases, 176 were discharged; and 25 cases remained at the end of the year.

The 176 discharged cases were classified as follows :—

1st stage (Congestion)	65
2nd stage (Consolidation)	101
3rd stage (Cavitation)	10
Total ..	176

The result of the treatment is as follows :—

Improved	135
Not Improved	41
Died	Nil
Total ..	176

The above figures indicate that the treatment at the Sanatorium produced improvement in 76.7 per cent. of cases discharged during the year.

The total number of beds occupied during the year was 9,312.

The diagnosis of cases was based on clinical, bacteriological and radiographic findings.

The average duration for each patient was just over 3 months, except in cases showing progressive improvement where a longer stay was justifiable.

On admission, the patient was kept strictly in bed, until the evening temperature became normal or as in some cases never more than 99° F. He was then gradually made to sit up. Further movements, progressively leading to graduated exercises, were regulated in accordance with the pulse, temperature and weight of the patient. Favourable cases were put on graduated exercises. They usually commenced with 50 to 100 yards "Level" and gradually worked up to 600 yards, or in some cases even up to 1,000 yards, "Graduated" twice a day. The increase or decrease in the amount of exercise was controlled by the reactions produced.

Besides rest, fresh air, nutritious dieting, graduated exercises and symptomatic treatment, various injections were given, particularly those of gold, Calcium and Antimony. Artificial Pneumo-thorax was induced in a few select cases with beneficial results.

Malaria.

Malaria was registered as the cause of 101 deaths. 1,397 deaths were registered as due to Ague and Remittent Fevers. Under the last two heads, a number of deaths are no doubt included which were due, not to Malaria but to one or the other of the various diseases, such as Typhoid, Tuberculosis and Influenza, in which fever may be a prominent symptom.

Average number of deaths :—The numbers of deaths from Malaria and from Ague and Remittent fevers in 1934 were 101 and 1,397 and the annual averages in the ten years 1924 to 1933 as shown in table No. 11 were 305 and 1,697 respectively.

Out of the total number of deaths due to Malaria—

27 were certified by Medical Practitioners,

41 were certified by Hospitals and

33 were verified by the staff after making inquiries from the relatives.

Anti-Malaria Measures.—Measures for gauging the incidence of Malaria were continued during the year.

Inspection of houses and destruction of larvae were carried on, on a systematic plan. The sections of the wards have been sub-divided and each overseer is given an area which he could cover within a week. Breeding places detected were immediately dealt with. Minor structural and other defects likely to result in the breeding of mosquitoes were remedied by the staff and action was taken against owners only when the works required were extensive and costly.

Quinine and Cinchona.—For the treatment of patients attending the Municipal dispensaries, Municipal Maternity and Infectious Diseases Hospitals, 72 lbs. and 9 ozs. of Quinine and 64 lbs. and 13½ ozs. of Cinchona Febrifuge were used during the year. IV grain tablets of Quinine Sulphate numbering 16,900 and 39,725 tablets of Cinchona Febrifuge were also distributed.

Plasmoquine Treatment.—The use of Quino-plasmoquine was introduced in the Municipal dispensaries for treating Malaria patients in September 1933. Since then 30 bottles were purchased and the costs incurred amounted to Rs. 94-7-0.

In all 105 patients were treated out of which only 31 went through a course of treatment for one week. In 29 cases out of these 31, blood of the patients was examined on completion of a week's course of treatment and was found negative for parasites. It is apparent from this that the results of the treatment are very satisfactory but at the same time there are difficulties met with in administering it to out-door patients. From the figures quoted it will be seen that only 29.5 per cent. of the patients availed themselves of a full course of treatment. In the first place it is difficult to trace all the patients whose blood is found to be positive, for want of proper address. Secondly it is difficult to persuade all those who are traced, to take the treatment, because many of these are not actually suffering from fever though harbouring the parasites. Thirdly the majority do not come to the dispensaries for a week as they are required to do, to complete the full treatment.

In spite of these difficulties the use of Quino-plasmoquine is still being continued considering its benefit to those who systematically take the treatment.

Statement showing the quantities and costs of disinfectants, &c., used during the year:—

			Rs.	a.	p.
(1) Pesterine	9,854	gallons.	1,282	4	0
(2) Kerosene oil 125° (inferior quality)	6,686	"	3,003	8	0
(3) Lysotol	940	"	1,880	0	0
(4) Paris Green		3 cwts.	241	8	0
			<u>6,407</u>	<u>4</u>	<u>0</u>

The following table shows the work of inspection done by the staff during the year:—

Ward.	No. of houses.		No. of containers holding water.	
	Inspected.	Breeding.	Inspected.	Breeding.
A	89,180	1,024	249,584	1,348
B	129,077	656	177,313	757
C	201,467	415	245,588	516
D	197,301	6,721	520,400	8,003
E	167,933	3,532	257,580	5,171
F	102,875	1,575	151,119	2,161
G	211,736	4,209	194,848	5,495
Total ..	1,099,569	18,132	1,796,432	23,451

NOTE.—In the above table, the breeding recorded includes the breeding of *Stegomyia*, *Culex* and *Anopheles*.

Statement showing month by month the total number of wells, cisterns, &c., which were found breeding *Anopheles* mosquitoes during the year 1934.

Breeding noticed in	January.	February.	March.	April.	May.	June.	July.	August.	September.	October.	November.	December.	Total.
Open and partially open wells ..	35	21	16	29	26	24	24	23	32	50	40	42	362
Cisterns ..	2	1	6	10	12	5	6	10	8	11	11	..	82
Fountains, masonry tanks, masonry kundies, ghanies, mill tanks ..	9	3	7	11	22	22	23	21	19	30	15	9	191
Tubs	1	9	14	20	16	10	16	86
Gully traps and storm water entrances ..	2	..	3	1	1	8	2	5	5	4	..	2	33
Tins	4	15	11	13	4	2	..	49
Pools, low lands, cellars, &c. ..	48	32	18	42	41	92	290	369	296	78	42	31	1,379
Roof gutters	4	4
Total ..	96	57	50	94	111	169	380	455	387	193	110	84	2,186

Statement showing by wards the total number of wells, cisterns, etc., which were found breeding Anopheles mosquitoes during the year 1934.

Breeding noticed in	Wards.							Total.
	A	B	C	D	E	F	G	
Open and partially open wells ..	4	2	17	2	51	90	106	02
Cisterns	8	6	4	5	54	1	1	82
Fountains, masonry tanks, Masonry tanks kundies, gharies, mill tanks	2	3	4	40	118	8	18	191
Tubs	6	1	2	5	52	..	20	86
Gully traps and storm water entrances	4	9	14	4	2	33
Tins	6	2	4	3	24	2	8	49
Pools, low-lands, cellars, etc. ..	118	11	7	154	576	162	351	1,370
Roof gutters	3	1	4
Total	151	25	38	218	890	265	599	2,180

Spleen Rate.—Children of the poorer classes were examined for enlargement of spleen in dwelling houses and in Charitable Institutions. Out of 693 children examined 26 were found to have enlarged spleen. The spleen rate for the wards mentioned was 3.88%. Details by section are given in the table below:—

Ward.	Sections.	No. of children examined.	No. of children found with enlarged spleen.	Percentage.
C	Dhobi Talao	40	1	2.5
C	Kumbharwada	222	2	.9
D	Mahalaxmi	170	7	4.12
E	Tardeo	1	—	—
E	Byculla	201	5	2.48
E	Tarwadi	16	—	—
F	Parel	43	11	25.58
	Total	693	26	3.88

The Medical Inspectors appointed by the Schools Committee carried out spleen examination among the children attending the Municipal Schools. The results are shown in the following table:—

Ward.	Sections.	No. of pupils examined.	No. of pupils found with enlarged spleen.	Percentage.
A	Fort, Northern	253	6	2.37
	Esplanade	101	3	2.97
B	Mandvi,	465	16	3.44
	Chuckla	363	15	4.13
	Umerkhadi	458	19	4.15
	Dongri	482	5	1.04

Ward.	Sections.	No. of Pupils examined.	No. of pupils found with enlarged spleen.	Percentage.
C	Dhobi Talao	808	7	0.87
	Fanaswadi	10
	Bhuleshwar	457
D	Khetwadi	620	3	0.48
	Girgaum	11
	Chowpati	189
E	Mazgaon	228	14	6.14
	Tarwadi	419	23	5.48
	2nd Nagpada	86	1	1.16
	Kamathipura	389	3	0.77
	Tardeo	27
	Byculla	602	25	4.15
F	1st Nagpada	188	2	1.06
	Parel	4,111	196	4.77
	Sewri	61	4	6.56
	Sion	1,414	18	1.27
G	Mahim	887	34	3.83
	Worli	1,965	73	3.76
Total		14,594	467	3.2

A cosmopolitan school conducted by a Parsee Master in Esplanade Section engaged its own medical man to examine the students attending the School. The results of the spleen examination furnished by the Head Master are shown in the following table:—

Castes.	Number of students examined.	Number having enlarged spleen.	Percentage.
Parsis	833	3	0.3
Hindus	700	2	0.2
Mahomedans	312
Total ..	1,845	5	0.27

Blood Slides.—The following table shows the number of slides taken by the Medical Officers in charge of Municipal dispensaries and examined in the Municipal laboratory during the year 1934. Out of 2,211 slides 353 were found positive.

Dispensaries.	Number of slides.		
	Examined.	Found positive.	Percentage.
1. No. 1 District Dispensary	175	28	16.0
2. Colaba Dispensary	157	18	11.46
3. Imamwada Maternity Home	2
4. No. 3 District Dispensary	330	48	14.54
5. " 4 " "	66	2	3.03
6. " 6 " "	182	11	6.04
7. H. C. Shroff Dispensary	12	1	8.33
8. Khetwadi Maternity Home	1
9. No. 7 District Dispensary	377	135	35.81
10. " 8 " "	561	75	13.37
11. Bai Gowrabai Dispensary	81	17	20.99
12. Turner Sanatorium	4	1	25.0
13. Bai Gulbai Choksey Dispensary	161	11	6.83
14. DeLisle Road Dispensary	4	2	50.0
15. Parbhadevi Dispensary	2	1	50.0
16. Worli Dispensary	62	2	3.21
17. Helpless Beggars' Home	33	1	3.03
18. Maratha Hospital.. .. .	1
Total ..	2,211	353	15.96

Municipal Dispensaries.—The number of cases of Malaria treated month by month at the Municipal Dispensaries during 1934 is shown in the following table. In the preceding year the number of patients treated was 1,107 :—

Jan.	Feb.	Mar.	Apr.	May.	June.	July.	Aug.	Sept.	Oct.	Nov.	Dec.	TOTAL.
139	136	130	63	84	94	162	170	166	408	245	134	1,931

Admissions in Institutions.—The following table shows the number of Malaria cases admitted in different Institutions in the City during the year 1934 :—

Name of the Institution.	Admissions.
1. Colaba British Station Hospital	39
2. Marine Lines Indian Station Hospital	34
3. St. George's Hospital	439
4. Goculdas Tejpal Hospital	2,639
5. Cama and Albless Hospital	40
6. Sir J. J. Hospital	4,527
7. Sir D. M. Petit and Motlibai Hospital	47
8. Northcote Police Hospital	1,379
9. G. I. P. Railway Dispensary	652
10. Bai Jerbai Wadia Maternity Home	103
11. Adams Wylie Hospital	90
12. Bomanji Dinshaw Parsi General Hospital	77
13. Yamunabai Nair Hospital	1,267
14. Arthur Road Hospital	145
15. Maratha Plague Hospital	4
16. King Edward Memorial Hospital	4,292
17. Bai Jerbai Wadia Hospital for Children	50
18. B. B. & C. I. Railway Dispensary	330
19. Albless Charitable Dispensary	84
20. Bhatia General Hospital	9
21. Rachael Jacob Sassoon Dispensary	3,503
	19,750

Wells.—The following table shows the number of wells by wards and sections filled in, protected and examined for larvæ during the year 1934 :—

Ward.	Sections.	Total in the locality.	Dealt with.			Wells examined.			Examination for larvæ.	
			Filled in.	Covered.		Total.	Larvæ found.	Larvæ not found.	Total.	Positive.
				Completely.	With trap door.					
A	Upper Colaba ..	4	..	1	..	35	1	34	675	3
	Middle and Lower Colaba.	30+1*					
	Fort Southern ..	18+1†	19	1	18	363	1
	Fort Northern ..	298	2	2	..	299	10	288	4,701	65
	Esplanade ..	51	51	1	50	1,299	2
B	Mandvi ..	54	..	1	..	54	4	50	2,706	53
	Chakla ..	28	2	1	..	28	4	24	1,335	8
	Umerkhady ..	20	20	3	17	995	3
	Dongri ..	4	4	..	4	102	..
	Market ..	173+1†	..	14	..	174	3	171	793	8
C	Dhobi Talao ..	282	10	11	..	282	33	249	1,907	83
	Fanaswady ..	178	5	178	21	157	1,181	21
	Bhuleshwar ..	109	6	109	21	88	827	21
	Kumbharwada ..	17	17	2	15	88	2
	Khetwady ..	137	5	1	..	137	4	133	2,585	30
D	Girgaum ..	195	7	195	6	189	3,937	27
	Chowpati ..	56	1	56	..	56	980	..
	Walkeshwar ..	89	..	1	..	89	1	88	2,470	6
	Mahalaxmi ..	85	4	85	2	83	1,948	9
	Mazgaon ..	61	1	61	3	58	2,424	13
E	Tarwadi ..	54	54	6	48	2,608	18
	2nd Nagpada ..	1	1	..	1	40	..
	Kemathipura ..	4	4	..	4	201	..
	Tardeo ..	22	22	4	18	1,026	8
	Byculla ..	24	24	..	24	1,088	..
F	1st Nagpada ..	2	2	..	2	99	..
	Parel ..	66	..	1	..	66	7	59	1,879	7
	Sewri ..	31	31	10	21	1,198	10
	Sion ..	96	96	30	66	3,495	30
	G	Mahim ..	297+1†	11	298	141	157	6,458
Worli ..		194	6	194	36	158	4,086	357
TOTAL ..		2,680+4	60**	33	..	2,684	354	2,330	53,499	1,452

** Out of these 36 were H.C.C. wells and 24 open or partially open wells. Well at 7 Narayan Dabholkar Road was formerly H.C.C. The Wells Committee allowed to retain it and is now a partially open well.

* This is a newly dug well.

† These are newly discovered wells.

Note.—Failure to recover larvæ in a ring net from a well must not be taken as evidence that larvæ were not present.

Table showing by wards the number and condition of wells on 1st January 1935.

Ward.	Sections.	Total No. of wells.	No. of wells open or partially open.			No. of wells H.C.C. with or without pump.		
			Total No.	Open.	T.D.	Total No.	H.C.C. without pump.	H.C.C. with pump.
A	Upper Colaba	4	2	1	1	2	2	..
	Middle and Lower Colaba	31	3	2	1	28	26	2
	Fort Southern	19	1	1	..	18	17	1
	Fort Northern	296	26	23	3	270	256	14
	Esplanade	51	5	5	..	46	39	7
B	Mandvi	54	13	10	3	41	35	6
	Chuckla	26	8	6	2	18	16	2
	Umerkhandi	20	8	2	6	12	12	..
	Dongri	4	4	3	1
C	Market	174	46	11	35	128	79	49
	Dhobi Talao	272	127	20	107	145	118	27
	Fanaswadi	173	89	23	66	84	62	22
	Bhuleswar	103	62	19	43	41	32	9
	Kumbharwada	17	6	2	4	11	8	3
	Khetwadi	132	26	9	17	106	91	15
D	Girgaum	188	25	11	14	163	149	14
	Chowpati	55	10	1	9	45	34	11
	Walkeshwar	89	32	14	18	57	37	20
	Mahalaxmi	81	27	11	16	51	35	19
	Mazgaon	60	17	6	11	43	33	10
	Tarwadi	54	22	4	18	32	20	12
	2nd Nagpada	1	1	1	..
E	Kamathipura	4	2	..	2	2	2	..
	Tardeo	22	10	2	8	12	9	3
	Byculla	24	2	..	2	22	17	5
	1st Nagpada	2	1	..	1	1	1	..
F	Parel	66	36	17	21	28	16	12
	Sewri	31	23	22	1	8	6	2
	Sion	96	76	52	23	21	14	7
G	Mahim	287	247	234	13	40	25	15
	Worli	188	164	125	39	24	18	6
TOTAL		2,624	1,117	633	484	1,507	1,213	294

The total number of wells in the City was 2,684 including the number of wells newly discovered or dug, i.e., 4 during the year.

The Committee appointed by the Corporation Resolution No. 3771 of 26th July 1929, and reconstituted under Corporation Resolution No. 1937 of 16th June 1932 to consider the

question of determining the exact number and situation of wells in each ward which should be kept open in accordance with the policy outlined by the Commissioner of closing the wells as an anti-malarial measure, met only six times in the year and saw 82 wells.

Wells which have been decided or proposed to be retained have all been stocked with larvicidal fish (*Gambusia*). The stock is replenished every six months.

Cisterns.—Defective non-mosquito-proof manhole covers were in response to letters or notices replaced by the new hinged cast iron standard caps in 657 cases during the year. The total number of cisterns in the City is 39,846.

Tanks.—Mill tanks. There are 88 mills in the City with 113 mill tanks or ponds. These are always found to constitute a source of mosquito nuisance by reason of the frequency with which they breed mosquitoes. According to the scheme of oiling these tanks, devised by the Malaria Advisory Committee, 5 mills have participated in the scheme. The mill tanks were regularly examined and treated with larvicides when necessary. 42 tanks were found breeding at one time or the other during the year.

The following table shows the number of mill tanks found breeding in each month in the year 1934 :—

Jan.	Feb.	Mar.	April.	May.	June.	July.	August.	Sept.	Octr.	Novr.	Decr.
9	9	5	10	13	12	8	6	5	6	13	14

Overhead cisterns in Mills.—There were 203 tanks. Out of these 2 tanks were removed by the mill authorities, the total number being reduced to 201. Out of these 180 tanks have been provided with mosquito proof covers and 21 exempted from the general action as they are either kept dry with provision of outlets or treated with Paris Green or emptied out regularly.

Prosecutions.—The following table shows the number of prosecutions instituted during the year 1934 with their results :—

Section under which the prosecutions were instituted.	No. of cases outstanding on 1st January 1934.	No. of cases filed from 1st January to 31st December 1934.	Total of columns 2 & 3.	No. of cases disposed of.	No. of cases outstanding on 1st January 1935.
(1)	(2)	(3)	(4)	(5)	(6)
274 (1)	22	88	110	91	19
381	70	347	417	355	62
381-A	2	18	20	15	5
Total	94	453	547	461	86

SUMMARY OF WORK DONE IN 1934.

No. of wells filled in	60
" " " hermetically covered	33
" " " covered with trap doors
" " inspections of buildings	1,099,569
" " notices issued for wells, cisterns, etc.	3,565
" " cisterns made mosquito proof	2,392
" " cisterns provided with standard pattern covers	657
" " children examined for enlargement of spleen	693
" " blood slides (random sampling) examined	24
" " blood slides examined of dispensary patients	2,211
" " pools treated with pesterine or kerosene oil emulsion	21,739
" " odd receptacles removed	86,006
" " Low-lying areas filled in	13
" " large tanks filled in	1
" " correspondence papers (new cases dealt with)	3,469

RESULTS OF ANTI-MALARIAL MEASURES FOR FIVE YEARS, 1930-1934.

Year.	Mosquito breeding in or near houses.	No. of containers found breeding.	Breeding places of Anopheles mosquitoes.	Spleen rate in localities selected at random.	Spleen rate in schools in different localities.	Percentage of positive blood slides.	Attendance of patients in Municipal dispensaries for fevers and Malaria.
1930	16,304	23,194	1,637	12.2	6.4	34.01	4,547
1931	19,358	27,847	1,410	7.8	4.1	27	3,622
1932	13,353	19,584	1,117	3.14	5.22	18.56	1,070
1933	16,647	23,203	1,469	1.2	2.5	17.66	1,107
1934	18,132	23,451	2,186	3.88	3.2	15.96	1,931

It is apparent from a comparative study of the above table that Malaria has not been eradicated but it is being controlled and the figures for the year 1934 illustrate the need of vigorously continuing anti-malarial measures by mosquito control. The breeding of mosquitoes and the number of patients treated in Municipal dispensaries for fevers and Malaria during the year under report were more than in the preceding two years. The spleen rate cannot be compared with that of the previous years for drawing any conclusions in regard to the incidence of Malaria in the whole City as it refers to different localities in different years.

It may be pointed out here that in the experience of Malariologists all over the world it is not easy to eradicate Malaria but the disease can be effectively controlled and its incidence reduced to an appreciable minimum by carrying on anti-malarial measures for a number of years. Time has not yet come for Bombay to claim freedom from Malaria although it is true that its prevalence is much less than what it used to be before. It is being argued that as Malaria has considerably been reduced, the Malaria department should no more exist or that its expenditure should be curtailed to a considerable extent. In this connection it is to be remembered that whatever reduction there has been in the prevalence of Malaria in recent years, is the result of the activities of the Malaria department during the last ten years. Any step therefore towards the relaxation of these activities for the sake of economy at the present stage would be premature and must break down the whole system of work with disastrous results such as the recurrence of Malaria as in the past.

Retrenchment and the present Staff.—As a step towards retrenchment the staff of the Malaria branch was reduced in April 1934 by 2 Malaria Inspectors, 10 overseers and 20 bigaris. The reduction in the number of overseers from 80 to 70 has inevitably called for readjustment of their work in such a manner as to necessitate allotment of bigger sections and larger number of houses for the daily crusade of each overseer. It will be impossible to maintain efficiency and the existing standard of mosquito control if it would be considered necessary to retrench the staff further hereafter as the department has already been retrenched last year, more than the actual requirements of the City.

Yellow Fever.—Bombay like other sea and air ports of the East is faced with the menace of Yellow fever. As one of the preventive measures against this disease, it is incumbent on the Corporation to carry on a campaign against *Aedes aegypti*—the Yellow fever carrying mosquito—so that if really a case of Yellow fever should be imported unobserved, the chance that it will be bitten by an *Aedes* mosquito would be remote. It must however be emphasized that the Malaria department will not be able to carry out measures in regard to *Aedes* control in as efficient a manner as required for maintaining a low *Aedes* index as a precautionary measure against Yellow fever, if there will be any further reduction in the existing staff.

VENEREAL DISEASES.

Veneral Diseases are a social evil which being hidden through a sense of shame cannot be effectively dealt with save by a carefully devised combination of social and medical measures both on the preventive and curative sides. It was on this account that a Royal Commission was appointed in England in 1913 to examine the problem in all its aspects; and as a result

of its recommendations elaborate, curative and preventive measures were adopted in that country. In the wake of the English movement, a League for Combating Venereal Diseases was founded in Bombay in 1918 under voluntary management. The methods used in England and subsequently in all other European Countries were followed by the Bombay League through a Clinic which it established for the purpose. This Clinic was taken over by the Municipality in 1925 and is now situated at 254 Bellasis Road. It is a medium for a sustained combat against Venereal Diseases. The methods employed are :—

1. Prophylactic disinfection for those who expose themselves to the risk of contracting the disease, day and night.
2. Laboratory Diagnosis for the Clinic as well as for general practitioners, and for hospitals and dispensaries in Bombay where such facilities do not exist.
3. Treatment of men, women and children, all in one centre, morning and evening.
4. Follow-up work, i.e., tracing the source of infection of men attending the Clinic (wives and children being induced to attend if necessary) and appraisal of local social organisations of particular cases for necessary action in the field of welfare work.
5. Propaganda work—directly, by free distribution of leaflets and pamphlets and indirectly through social organisations.
6. Post-graduate courses for students and short refresher courses to medical practitioners.

The idea underlying an institution of this type is to secure a co-ordinated combat against a social evil; by public enlightenment to bring out a secret disease, by public disinfection to protect society, by providing facilities to medical men to obtain diagnosis for their patients and training for themselves, and by maintaining a follow-up work in order to induce patients to seek treatment and trace infected wives and children without which it would nullify our work on men and leave the vicious chain to perpetuate the disease in a family.

The following is the report of the Medical Officer in charge :—

New Admissions.—During the year ending 31st December 1934, the number of consultations for diagnosis and treatment was 4,248. The number who attended for prophylactic disinfections was 4,452. The total of new persons who took advantage of the Clinic during the year under report was 8,700.

Consultations.—The total number of consultations for diagnosis and treatment have increased every year the rise in patients being progressive and steady for the last 16 years with a slight fall in 1932 on account of riots and in 1933 due to our shifting into new premises. Total number of consultations during 1934 :—4,248 (3,674 males and 574 females).

Prophylaxis.—Prophylactic disinfection as a method of preventing Venereal Diseases for those who have exposed themselves to the risk of contracting it is a new feature of the Clinic introduced in January of the year under review. Disinfections are carried out during the day when the Clinic is at work and an attendant is on duty during the night. Total disinfections during 1934 :—4,452.

Attendance.—The daily average of new patients reporting for diagnosis or treatment and for prophylaxis and the average daily attendance was as follows :—

New patients	..	{	Males .. 13.9	}	Total .. 16	} Total for Diagnosis and treatment : 191.	} Total daily attendance 204.5
			Females .. 2.1				
Old patients	..	{	Males .. 136.1	}	Total .. 175		
			Females .. 38.9				
Prophylaxis	..	{	Day .. 5.7	}	Total .. 13.5	Total for prophylaxis. 13.5	
			Night .. 7.8				

Sources.—As a result of analysis of several years' figures it is found that the Clinic draws patients from the whole city and from outside Bombay as follows: 40 per cent. from E Ward, 20 per cent. from D Ward, 12 per cent. from C Ward, 8 per cent. from A Ward, 7 per cent. from B Ward, 7 per cent. from F and G Wards and 5 per cent. from outside Bombay.

Racial Distribution.—The racial distribution of all cases was as follows:—

	<i>Diagnosis and Treatment.</i>		<i>Prophylaxis.</i>
	Males.	Females.	
Mussalmans	1,750	190	1,623
Hindoos	1,430	282	1,055
Indian Christians	290	46	673
Parsees	80	9	427
Jews	79	29	343
Anglo-Indians	27	12	185
Europeans	15	6	121
Japanese, Chinese and other Castes	3	25
Total ..	3,674	574	4,452

Distribution of Cases.—Out of 4,248 cases registered during the year 1934 for *diagnosis and treatment*, 231 (200 males and 31 females) ceased attending before the diagnosis was completed and 481 (409 males and 72 females) were diagnosed as non-venereal. The remaining 3,536 with the addition of 502 cases (432 males and 70 females) carried over from previous year make a total of 4,038 (3,497 males and 541 females) venereal cases which are classified as follows:—

	Males.	Females.	Total.
Primary Syphilis	120	72	192
Secondary Syphilis	577	114	691
Late Syphilis	55	21	76
Congenital	22	6	28
	<u>774</u>	<u>213</u>	<u>987</u>
Acute and Sub-acute Gonorrhoea	1,253	154	1,407
Chronic Gonorrhoea	848	132	980
Non-Syphilitic Sores	622	42	664
	<u>2,723</u>	<u>328</u>	<u>3,051</u>
Grand Total ..	4,038		

Non-Venereal Cases.—In the total of consultations, 481 cases were diagnosed as non-venereal. A non-venereal case demands a consultation which involves a careful clinical examination and, in most cases, a number of pathological tests. Skin lesions, non-specific urethrites and female genital maladies form the bulk of these entries while a fair number come for *bills of health*. In judging the work of the Clinic among cases that come for diagnosis and treatment, it is obvious that one cannot fail to take count of non-venereal cases.

It is of interest to notice the increasing number of non-venereal cases who report themselves for examination. Many of these cases are referred by medical practitioners for *tests of curability*, others are patients who have *exposed themselves* to infection and report of their own accord to make certain that they have not contracted the disease. A few are referred by commercial firms for *certificates of fitness*. A new feature of this record is the fact that since recently, there has been a demand for *pre-nuptial examinations*, a work in which some missionary societies are co-operating with us.

Concomitant Diseases.—Other mild ailments of which patients complain of during the time they are under treatment for a venereal disease are treated at the Clinic to save the patient the inconvenience of attending at another institution while they have to frequent this Clinic. No form of treatment which is available at the clinic is denied to them for these non-venereal ailments. It may be safely assumed that about 10 per cent. of all venereal cases also receive general medical, surgical or gynæcological treatment, a number which has to be reckoned when calculating the total number of cases which received treatment at the Clinic.

Treatment.—Syphilis is a disease which needs extensive courses of treatment. The period depends on the stage of the disease and the response of the patient to treatment, the minimum being about 18 months to 2 years and the maximum a lifetime series of courses. In the former case, a further period of a year or two is needed for observation and blood tests if a cure is aimed at.

A combination of injections of arsenical compounds and Bismuth have given quicker results. But this combination cannot always be used or maintained in all cases. Each individual case must be treated as an entity, the treatment varying with the type and nature of the disease, the tolerance of the patient to a particular treatment and the effects obtained from different drugs exhibited. Other combinations used are Arsenic and Mercury, Arsenic and Iodides, Bismuth and Iodides and Mercury and Iodides in the form of injections, mixtures and pills. The necessity of exhibiting a variety of drugs or of changing the route of administration is especially called in cases which continue treatment for the full period or for a moderate term, often for reasons of intolerance or unsatisfactory response, but sometimes because such patients cannot attend for injections for a long time and are then recommended treatment by mouth during their absence.

Gonorrhœa is also a long drawn disease. In the absence of a quick and sure therapy through the blood, we continue to be convinced of the paramount importance of two principles to be observed in the modern treatment of gonorrhœa, namely, the maintenance of efficient drainage and the stimulation of an adequate resistance to the gonococcus by suitable vaccines. Daily irrigations and adequate manipulation and instrumentation to promote drainage, vaccines helped by protein shocks to raise the resistance of patients and electric treatment for complications have given satisfactory results. Among the proprietary vaccines we now prefer the detoxicated ones. We also use a large number of stock and auto-vaccines prepared at our laboratory.

Treatment Rooms.—Work in larger premises to which we shifted in 1933 has made it possible to assign special treatments to special rooms such as *Irrigation Cubicles, Cystoscopy and Urethroscopy Room, Electro-Therapy Room, Minor Surgery Room, Injections Room, etc.*, and it will now be possible in future to keep records of the total number of such treatments. In the *Irrigation Room* for example, a number of patients with Acute Gonorrhœa attend for two lavages a day, morning and evening, but are marked as one attendance only. Similarly in the past we could only report on the number of one or two kinds of *injections* which were budgetted, leaving out of count those which a large number of patients supplied and those which were presented to the Clinic by firms and philanthropists.

Laboratory Work.—The routine work of the Laboratory includes a number of urine tests, examination of wet specimens and stained smears (simple and Gram), etc., of which no account is kept. The following are the investigations carried out during the year of which a separate record is available:—

Wassermann Reactions	1,520
Khan Tests	982
Dark Ground Searches for T.P.	2,014
Cultures	892
Miscellanea (blood smears and counts, spinal fluids, etc.)	142

During the year, the Haffkine Institute carried out 762 Wassermann Reactions for our Clinic.

Result of Treatment.—The main purpose of the Clinic is prevention of suffering and prevention of dissemination of venereal diseases from a public health point of view. While this is attempted in many ways the results of treatment in so far as it alleviates suffering and makes a patient non-infective has produced satisfactory results. In the matter of obtaining a *Cure* the result in the case of non-syphilitic sores is excellent but in the case of Syphilis and Gonorrhoea the percentage still leaves much to be desired and is the same as detailed in the report for the year 1933. Conditions which prevailed in 1918 when abatement of painful symptoms was all that a patient cared for are gradually changing to an appreciation of the value of a cure due to our propaganda. But the campaign of enlightenment has to continue for many years more to convince at least a majority of patients to submit to the long drawn treatment and to the stringent tests of cure which take a considerable time to complete.

Follow-Up Work.—The Nurse of the Clinic pays Domiciliary Visits and in her daily rounds traces defaulters and induces members of the families of patients to come to the Clinic with a view to submitting them for examination. The beneficial result of the latter work may be seen from the following for 1934 :—

No. of persons traced.	In how many cases.
1	112
2	87
3	33
4	11
5	7

Propaganda.—Our *Propaganda Room* at the Clinic which contains a display of posters and exhibits is visited every day by patients and outsiders. Leaflets and pamphlets are distributed at the Room and by the Nurse in her house to house visits. At our *Information Bureau* inquiries verbal or written are answered. Outside propaganda is carried out through local social organisations details of which may be found in the reports of these organisations.

Medical Education.—In view of the fact that post-graduate courses are now held in our teaching institutions in the city the courses which we held for many years and which trained a number of graduates who are today Venereal Specialist in many Government and Municipal Hospitals in India, have been stopped. Instead a limited number of Clinical Assistants for training are now admitted.

The *refresher courses* for general practitioners continue attracting medical visitors who are allowed to attend for short periods and practice methods of diagnosis and treatment. During the year under report 20 medical men took advantage of these facilities.

DISINFECTION.

The following table shows the number of cases of Infectious diseases removed to Hospitals, of houses vacated and disinfected and of articles disinfected by steam :—

INFECTIOUS DISEASES—CAUSE AND NATURE OF ACTION TAKEN IN 1934.

On account of	Cases.	Cases removed to Hospitals.	Houses vacated.	Rooms disinfected.	Articles sterilized.
Plague	37	3	150	53	23
Small-pox	283	55	238	604
Measles	1	74	73
Chicken-Pox	19	104	82
Typhoid Fever	341	301	136
Malarial Fever
Relapsing Fever
Influenza	45	25
Cholera	20	1	14	52
Erysipelas	4	8
Leprosy	8	1
Tuberculosis of Lungs	2,171	14	1,238	562
Dead Rats	10	2
Other Causes	10	518	2,122
Total	103	150	2,580	3,664

Quantities and Cost of Disinfectants and Insecticides used.—The following statement shows (a) the quantities used for disinfecting dwelling houses, rooms and other places such as house gullies, drains, privies, etc., (b) the total cost of the disinfectants used for each purpose, and (c) the total quantities in which each kind of disinfectant was used during the year ending 31st December 1934 and their total cost:—

Name of disinfectant.	(a)		(b)		(c)	
	Quantities of disinfectants used.		Total cost of disinfectants used.		Total Quantities of disinfectants used.	Total Cost.
	(i)	(ii)	(i)	(ii)		
	For disinfecting dwelling houses and rooms.	For disinfecting other places such as house gullies, drains, privies, etc.	For disinfecting dwelling houses and rooms.	For disinfecting other places such as house gullies, drains, privies, etc.		
			Rs. A. P.	Rs. A. P.		Rs. A. P.
Pesterine, Gallons	155½	13,437	23 4 1	1,760 12 0	13,592½	1,784 0 1
Sal Hycol, Gallons	176½	857	345 6 0	1,637 14 0	1,003½	1,983 4 0
Sulphur, Lbs.	14½	147	0 15 0	9 3 0	161½	10 2 0
Izal Powder, Bags	4	465½	2 10 1	3,372 12 6	465½	3,375 6 7
Popular Disinfecting Fluid, Gallons	455	940	542 8 0	1,880 0 0	1,305	2,422 8 0
Bleaching Powder, Lbs.	784	49 0 0	784	49 0 0
Muratic Acid, Lbs.	700	78 2 0	700	78 2 0
Phenol Popular, Drums .. .	25	162 0 0	25	162 0 0
Total	1,076 11 2	8,787 11 6	9,864 6 8

MEDICAL RELIEF.

Municipal Dispensaries.—The fourteen Municipal Dispensaries were open throughout the year to administer, as in the past, free medical relief to the sick poor of the City.

The number of new cases treated at the Dispensaries during the year was 1,12,258 (74,471 males and 37,787 females) as against 97,439 in 1933. The total attendances numbered 3,10,578 as against 2,70,692 in 1933. These figures include 582 visits by the Dispensary Medical Officers to patients in their homes.

The diseases treated at the dispensaries during each month of the year are shown in Table No. 5 (Appendix).

In addition to the above dispensary work, women and children are treated by two temporary Lady Doctors at six Municipal dispensaries in the City between 12 noon and 2 P.M., twice a week and by the Lady Doctors in charge of the five Maternity Homes at the five *Ante-Natal* and *Post-Natal* Clinics attached to the respective Homes between 1 and 3 P.M., twice a week.

The number of new cases thus treated was 11,486 (9,921 women and 1,565 children) as against 11,314 in 1933. The total number of attendances at these dispensaries was 33,088.

The free dispensary for the treatment of eye diseases opened and maintained in the Sanitary Institute, Princess Street, under Corporation Resolution No. 12677 of 5th February 1920, was removed in June 1924 to the Bai Lingubai Building in Kamathipura and named "Rajanna Jalooji Charitable Eye Dispensary." It was attended throughout the year by Dr. D. D. Sathye. The dispensary is fully equipped and is open every day from 8-30 A.M., to 9-30 A.M.

except on Sundays. The total number of new cases treated in 1934 at this dispensary was 2,677 as against 1,933 in 1933, the total attendance being 11,271 during the year.

I have pleasure in bringing to the notice of the Municipal Commissioner and the Corporation the valuable services rendered by Dr. D. D. Sathye.

PUBLIC HEALTH ADMINISTRATION.

For administrative purposes the City has been divided into seven wards A to G, under Assistant Health Officers who are responsible for the sanitary work in the wards. A & B wards, C & D wards and F & G wards from August 1929 constitute three combined charges each under one Assistant Health Officer. There are thus four Assistant Health Officers respectively in charge of the four main divisions of the City. The Assistant Health Officers are under the direct control of the Executive Health Officer and the Assistant Health Officer, Special Grade, in charge of A & B wards, assists him in office work in addition to his own.

The Island has been further sub-divided into 39 sections in charge of Inspectors styled Medical Assistants and each Inspector in the District to which he is appointed is required to undertake the work incidental to Registration and Sanitation as well. As a necessary corollary all the newly appointed Inspectors are required to be qualified Medical Practitioners and to pass the Sanitary Inspectors' Examination.

The 39 sections have been arranged in groups to form 10 Registration and Sanitary Districts, the work in each of the 10 Districts being supervised by a Senior and Junior Medical Inspector. There are 10 Senior and 7 Junior Medical Inspectors who are required to be Medical Graduates and to work under the orders of the Assistant Health Officers of the wards in which their respective Districts are situated. An exception in the rule as to the possession of a medical qualification is made in favour of the old grade Sanitary and Assistant Sanitary Inspectors.

In addition to the 39 Medical Assistants in charge of sections the fourteen Municipal Dispensaries are managed by 12 Medical Assistants whose duty is to give free medical relief to the sick poor of the City. Each of the ten Registration offices has one trained nurse who is also a midwife. Her duty is to advise pregnant women to go to the Municipal Maternity Homes for confinement and to take them there if required, to advise mothers of the poorer classes in the care of their children and to attend women of the poorer classes in their confinements.

For the prevention of adulteration, 6 Sub-Inspectors are employed to take samples of milk offered for sale and to submit them for examination to the Municipal Analyst. Sampling of milk and foodstuff is also carried out by the 17 Senior and Junior Medical Inspectors.

The Malaria Branch was re-opened on 8th January 1923 and anti-malarial measures during the year were carried out by a staff consisting of 6 Medical Inspectors, 70 Sub-Inspectors, 7 Mucadums, 181 coolies, 1 carpenter and 1 mason under the direct control of an Assistant Health Officer.

There are two Municipal Hospitals for infectious diseases under the Health Department; one for Tuberculosis and road-side patients at Connaught Road and the other for the treatment of patients suffering from all other infectious diseases at the Arthur Road. They are under the Medical Superintendent with a staff of four Medical Assistants, two Matrons, two Sisters, ten Nurses and three Probationer Nurses.

The analysis of samples of food and samples of the Municipal Water supply is carried out by the Municipal Analyst in a laboratory attached to the Health Department.

The Veterinary Staff includes 1 Senior Inspector, 1 Assistant to the Senior Inspector and 3 Inspectors who are all qualified Veterinary Surgeons and inspect all public stables in the City and are also in charge of the Municipal Bullock Hospital and of the Segregation sheds at Tardeo Flats. In addition to this staff, there are 9 Veterinary Overseers who are responsible under the Conservancy Supervisors for the health of the bullocks in the eleven Health Department Stables.

The Vaccination staff includes besides the Superintendent, 1 Head Vaccinator and 9 Vaccinators.

Conservancy.—The history of the development of the Conservancy Branch has been explained in my last Annual Report.

The present Establishment of the Conservancy Branch consists of:—

1	Head Supervisor.
9	Supervisors.
7	Senior Overseers.
47	Junior Overseers.
12	Depot Attendants.
885	Halalkhores.
3,671	Scavengers.
399	Cart drivers.

The Conservancy Branch has to attend Roads, Footpaths and house gullies daily as many times as necessary. The area conserved is as follows:—

Total mileage of various types of roads with their areas in Sq. Yards.							Total in Miles and Sq. Yards.	
Water Bound.	Dressed with Bitumen.	Asphalt grouted.	Premix asphalted.	Set Paved.	All Concrete	Private Water-Bound.		
30.18	129.20	11.43	48.02	9.26	2.93	24.35	255.37	Miles.
482456	2288239	236541	1095424	183633	56895	240141	4583319	Sq. yards.

Footpaths and House Gullies.		Mileage of footpaths and house gullies.	
		Footpaths.	House gullies.
		123.70	104.00 Miles.
		280578	329700 Sq. yards.

Frequency of cleansing in a day.					Footpaths.	House gullies.	
Roads.							
Once daily.	Twice daily.	Thrice daily.	Four times daily.	Six times daily.	Twice daily.	Twice daily.	
24.35	42.37	184.67	1.96	2.02	123.70	104.00	Miles.
240141	722484	3550148	36525	34021	127057	329700	Sq. yards.

The following Table shows collection and removal of refuse by the Street Cleansing Branch:—

COLLECTION AND REMOVAL OF REFUSE BY THE STREET CLEANSING BRANCH FOR 1934.

Population Census 1931.	Area in Acres.	Tonnage of refuse collected and removed.			Total Estimated.
		House and Street.	Trade.	Market.	
11,61,383	15,480	3,38,564 tons or 8,46,414 cart-loads.	876 tons or 2,190 cart-loads.	10,405 tons or 26,012 cart-loads.	3,49,845 tons or 8,74,616 cart-loads.

Units for the collection and removal of refuse:—The vehicles used in the collection of street and house refuse consist of 431 units of which 32 are mechanically propelled and 399 are drawn by bullocks.

Introduction of Mechanical Transport :—The introduction of Mechanical Transport for refuse collection begins from the year 1909. It was Dr. Turner, the then Health Officer, who on his return from the Royal Sanitary Institute Congress, made a report on the refuse collection methods and suggested the adoption of mechanically propelled vehicles for the purpose. The Department had in 1910, 7 Leyland steam lorries sanctioned by the Corporation, 3 of which were already in commission, which by their introduction had shown a saving of Rs. 17,000 annually. The working of the steam lorries showed two disadvantages, the first was the emission of smoke and the second, the haul was too short for the steam vehicles and therefore uneconomic. The purchases since 1912 are in favour of petrol driven vehicles and continues to date. A slight deviation was made in 1929, as instead of lorries, Tractors and Trailers were introduced for expansion purposes. But in 1931 this system was discarded, being found uneconomic and purchase of lorries was reverted to. The Tractors had to be scrapped being irreparable and lorries purchased as replacements. In 1932 the Health Department Mechanical Fleet consisted of 22 lorries and 15 Tractors and to-day the fleet stands at 32 lorries.

The lorries purchased upto 1929 have high-sided bodies with open top and hand operating tipping gears. For loading purposes the loaders have to be stationed in the body to take up baskets brought by the Scavengers. The bodies are fitted with loose canvas covers to be drawn over the load so as to prevent the dispersal of dust when the vehicles are in transit. In practice however the cover is rarely efficiently secured and serves very little purpose.

In the earlier models sectional covers hung from a centre ridge pole were fitted, these being much easier to handle than a one-piece cover subsequently provided.

In 1932 on the elimination of Tractors, low-loaders were introduced. These vehicles have a reduced loading line height, which makes it easy for the loaders to get through their work without undue strain to arms and feet. The large current diameter wheels are replaced with solid-rubber-tyred wheels of smaller diameter. The Steering lock is increased and greater flexibility of operation is obtained. This is a particularly valuable improvement since it enables the vehicle to be operated in narrow carriage ways, not to mention heavily trafficked Roads and Streets. For unloading purposes the vehicle is fitted with hydraulic tipping gear, mechanically operated to tip the body of the vehicle to such an angle that the load is discharged almost immediately.

Canvas covers having proved less suitable a further modification has since been made in the design of the body in the form of a permanent type of cover to the vehicle with sliding doors to match. The vehicle now looks neat and tidy and causes no nuisance in transit.



In 1932 the lorry collection work was re-organized and the working arranged like a Railway Time-table and a check maintained to see the operations through. The plan succeeded and the lorries that in the year 1926 did only two trips per shift are now doing 3 to 4 trips from the sections and 5 to 7 trips from Palton Road Yard. This working enables the Branch to divert the lorries to areas which had so far not been touched by mechanical transports, resulting in the reduction of bullock traction, without the addition of one single lorry unit since 1932. The annual savings by this arrangement in bullock traction comes to over a lac of rupees.

The early type of refuse cart used by the Branch was large sized heavy cumbersome three cubic yards capacity vehicles. Large size bullocks were also purchased in those days for the purpose of hauling them. Rs. 500 was the construction cost of each cart and the bulls were purchased at Rs. 250 per pair. The covers on these carts were made of tin.

By experience these vehicles were found to be too heavy for the bullocks to haul when loaded with house refuse and at the same time noisy and a change had to be made. Smaller carts as now seen were constructed, the capacity being reduced to 30 cubic feet and the covers for them were of Tarpauline.

In 1902 Dr. Turner, the then Health Officer, held a competition for the best type of scavenging cart for refuse removal and besides the Inspectors in the Department, many of

the Public joined the competition. The examination of the models was made in the month of September of the same year, and the prize was awarded to Mr. Powell for the model made by him, which was considered the best.

The only difference between this model and the existing Scavengering cart was the provision of wooden covers hinged on to the central ridge plank.

The new carts thereafter turned out were after this model, a good number of which are yet to be seen, especially engaged in the removal of market refuse.

For light refuse Dr. Turner had side extensions made to the ordinary cart, which could be removed when not wanted. It may however be said that very little attempt was made to evolve a design especially suited for the work of refuse collection and removal.

The first step taken towards improvement was in 1932, when two models were prepared and experimented with in Girgaon Section of D Ward. These models had all-metal semi-circular covers with sliding shutters and tipping arrangement. The capacity however was the same as obtained in the old carts, viz., 8 cwts.

In October 1933 the Dunlop Tyres Co. (India) approached the Branch for a change in the matter of wheels for our carts by using their equipment instead. The Dunlop Road Equipment consists of Pneumatic Tyres of steel artillery wheels with roller bearings. The advantages were evident from the demonstrations given that the wear and tear of the road surfaces were infinitely less and that the animals could haul a greater load without any perceptible strain.

Mr. Nadirshaw the then Works Engineer also emphasised the necessity for the change over in view of the road surfaces suffering heavy damage through the use of iron tyred wheels.

Messrs. Macbeth Brothers were the only firm that was constructing vehicles with Dunlop's road wheel equipment and they offered to construct a refuse cart in consultation with us as to suitability and carrying capacity.

Mr. Thom of Messrs. Macbeth Brothers & Co. in consultation with the Head Supervisor evolved a design with a carrying capacity equal to that which the wheels fitted with 800-19 tyres could sustain. The cart thus made was handed over to the Branch for trial on the distinct understanding that if it proved inefficient the firm would take the cart back without even a pie as charge.

The cart was tried in Girgaon and Chaupaty sections of D Ward for three months and any improvement wanted received immediate attention from the firm.

This trial cart proved a perfect success. The load carried was 32 cwts. against 8 cwts. of the Scavengering cart. The vehicle was protected from vibration, afforded easier loading and the sliding shutters were a hygienic boon. The maintenance charges were low and noise reduced to a minimum. The pair of bullocks took the greater load with greater ease and less efforts.



The photo describes this cart and its hygienic outlook. The cost of construction is Rs. 450 and the useful capacity 4 cubic yards. As compared with the scavengering cart, the saving per ton of refuse collected and removed equals Rs. 3-8-9.

Public Receptacles for the storage of refuse :—

Street Orderly Bins.	Street Adustolites	Dustbin cart Stands.	Refuse bucket bins on stands.	No. of Dust bin sheds.	Refuse Collection Yards.	Sanitary bins provided by owners.
40	20	176	74	106	4	37,206

Besides the above receptacles there are two collection yards in the City, one at Palton Road and the other at Purbadevi. House refuse from the portions of close proximity of A, B

& C Wards is brought by carts to the former collection yard and subsequently removed by Motor lorries. Similar procedure obtains in Purbadevi Yard where house refuse is conveyed by carts from portions of F & G Wards.

It may here be mentioned that improvements in the Palton Road Yard have been effected by the construction of a ramp for facilitating, quicker loading of the car with the result that the work is now being done by personnel of 35 units instead of 113 required before the ramp was constructed. The ramp was brought into use in the month of October 1934 and was built at a cost of Rs. 18,000.

Refuse Disposal.—The following Table shows the quantity of refuse disposed of during the year 1934 :—

DISPOSAL OF CITY REFUSE FOR THE YEAR 1934.

Quantity of refuse disposed of by various methods.								TOTALS			Total Yield.
By Rail to Deonar.			By Reclamation.			By Incinerators (Household.)	By Manure pits. (Trade.)	Household.	Trade.	Market.	
Household.	Trade.	Market.	Household.	Trade.	Market.						
2,50,955	98,622	15,077	84,798	32,452	Nil.	2,811	22,916	8,38,564	98,990	15,077	4,47,631

The Rolling stock used for the purpose is shown below :—

RAILWAY ROLLING STOCK FOR THE YEAR 1934.

Refuse Trucks.		Silt Trucks.			Brake-vans.	Total.
Tonnage 17½.	Tonnage 12.	Tonnage 17.	Tonnage 15.	Tonnage 12.		
46	90	1	12	18	2	173

The work done by the Halalkhore Branch for 1934 is given below :—

No. of hands employed.		Total number existing.				Amount of excrementitious matter removed.		Method.		No. of Vacuum Emptiers used.	Capacity of the Vacuum Emptiers.		No. of Cylindrical cesspool Carts.	No. of Pail Carts.	Disposal of privy and cesspool contents.
Basket Halalkhores including V. G. CS.	Cesspool Cart Drivers.	Privy Seats.	Cesspools.	Septic Tanks.	Soakage Pits.	From Privies.	From Cesspools.	Privies.	Cesspool and Septic Tanks.		800 Gls.	1,000 Gls.			Method.
						Baskets.	Gallons.								
*885	63	8,503	1,912 and 46 Waste Water cesspools.	253	98	1,081,631 or 20,763 tons.	20,646,300	Wholly by hand.	By Vacuum Emptiers and bullock hauled carts.	4	2	2	103	3	To night soil Depots in the City.

*Basket Halalkhores 365, Bungalow Women 7, Vacant Ground Cleaners 193, Sanitary Attendants 189, Depot Filler 22, Cesspool Fillers 90, Halalkhores for Chawls 19=885.

SEPTIC TANKS.—Since 1931, the Conservancy Branch has taken up the work of cleansing the Septic Tanks attached to private properties in the unsewered areas of the City. This work is done free for the owners of these properties. There are 253 Septic Tanks in the City of which 27 are in F Ward and 215 in G Ward. The annual expenses incurred by this Branch in this direction is Rs. 3,549-9-11.

Road scraping, Road washing and Gully flushing work done by the respective gangs during the year 1934 is given below :—

Statement showing the work of Road Scraping, Road Washing, etc., during the year 1934.

Road Scraping.		Road Washing.	
Area of Road scraped in Square Yards.	Tonnage of Road scraping and debris collected.	Road and Footpath Washing.	Gully Flushing.
		Area of Roads and Footpaths washed in Square Yards.	Area of paved gullies flushed in Square Yards.
5,951,734	12,240	35,891,474	10,951,369

CARCASSES.—Excluding dogs and cats, the carcasses of large and small animals collected by the Conservancy Staff numbered 2,803 and 24,344 respectively during the year.

The Public Sanitary Conveniences as existing in 1934 are as follows :—

Public Sanitary Conveniences as obtaining in the year 1934.

Latrines only.		Urinals only.		Bathing Places only.		Combined Urinals and Latrines.			Combined Urinals, Latrines and Bathing Places.				Totals.				
No. of structures.	No. of seats.	No. of structures.	No. of stalls.	No. of structures.	No. of cubicles.	No. of structures.	No. of stalls.	No. of seats.	No. of structures.	No. of stalls.	No. of seats.	No. of cubicles.	No. of structures.	No. of W. C. seats.	No. of Basket Privies.	No. of stalls Urinals.	No. of cubicles.
51	505	139	456	16	95	36	167	286	11	52	79	72	253	812	58	675	167

Note—Of these sanitary Conveniences the reservation for women consists of 300 latrine seats and 31 cubicles and for children 21 latrine seats.

Rat Destruction.—The Rat operations are carried out throughout the year. The Rat Destruction Armory will have to be augmented to an appreciable extent to enable the rat population being kept at its lowest limit. To carry on intensive work which is a necessity in these days, it is necessary to add a sufficient number of men to the existing rat-men for 8 months of the year as was done before. To draw on the regular staff of the scavenging men has been found to seriously affect the daily scavenging work. The table given below shows the number of rats dealt with during the year.

The total number of rats collected and destroyed during the year was 7,27,815 against 7,36,924 in the year 1933. It will be seen from the following statement that of 7,27,815 rats collected and sent to Parel Laboratory, 2,57,107 were examined and 34 were found infected, giving a ratio of 0.13 infected rats per 100 rats examined, as compared with a ratio of 0.15 in 1933.

Rat Destruction statistics for the year 1934.

Method.				No. of rats killed or found dead	No. of rats taken alive.	Total.	No. of rats examined.	No. of rats infected with Plague.	No. of infected rats per 100 examined.	Human deaths during 1934.	
Bait	Ba co8.	Traps Laid.	Cyanogas.								Other.
1,10,82,744		2,98,812	16	Flooding.	3,68,951	3,58,864	7,27,815	* 2,57,107	34	0.01	31

The use of Cyanogas "A" Dust as a Medium in Rat Destruction operations came to be initiated in 1927 by Dr. W. N. Brittain, an expert entomologist and representative of the firm of Fumigators Chemical Ltd., London, who by practical demonstrations to Dr. Sandilands, the late Health Officer, proved the dust to be the most effective material for rodent warfare in suitable places such as refuse dumps, Yard sheds, hedge rows and all places outside human habitations that harbour rats. Ever since that year, this medium has formed part of the regular rat destruction operations in the City and with very good results. The method employed is, in having the dust blown into the burrows by means of specialized foot-pumps. The medium consists of a fine dust about 80 per cent. of which passes through a 200 mesh screen and is guaranteed to contain not less than 40 per cent. and not more than 50 per cent. of pure Calcium Cyanide.

In November 1934, Mr. Larmuth of the Haverø Trading Co. introduced a similar medium but of greater strength in the form of calcid bricks to be used in operation through specialized portable blowers. These bricks contain 80 per cent. of pure Calcium Cyanide and have proved to be very effective, the powerful blowers bringing about lethal results in a couple of minutes, and furthermore the operation entails no wastage.

Four Blowers and Calcid Bricks have already been requisitioned into use with appreciable results and it is intended to further increase the number of blowers in the coming year.

Dog Destruction.—The work of destroying stray and ownerless dogs was continued throughout the year with satisfactory results. Captures were effected mainly by the American Buck Skin Gloves. Tongs were used only in the case of rabid dogs or when the dog to be captured was found to be unmanageable. The total number of dogs caught was 11,321 out of which 11,134 were destroyed in the Lethal Chamber, 187 dogs were returned to their owners. The number of dogs dealt with during the year is 11,134.

During the year, 1,743 residents of the City received anti-rabic treatment at the Haffkine Institute.

Electrocution of dogs.—The destruction of dogs by Electrocution Method is to be introduced shortly on receipt of the Plant and materials ordered for the purpose. This method provides for the animals being put in a specially constructed Electrocution Cage, which is connected by means of flexible braided collar slipped round the animal's neck and connected to one of the high tension leads of the transformer. The other high tension lead to the transformer would be connected to the metal plate at the bottom of the cage where the animal is to stand. The method is less cruel and life is extinct within a few seconds. The method is besides economical.

Basket Privies.—During the year 915 Privy seats were converted. The number of seats remaining to be converted in the sewered areas of the City is 1,787 as below :—

No. of privy blocks in sewered areas.	Ward.	No. of privy seats in sewered areas.
58	A.	180
66	B.	168
102	C.	372
41	D.	86
65	E. E.	213
73	E. W.	186
115	F.	446
25	G.S.	121
7	G. N.	15
Total 552		1,787

Sanitary Bins.—9,320 buildings have been provided with sanitary bins and 9,643 have yet to be so provided.

Infectious Diseases Ambulances and Hearses.—The work done by the Health Department Hearses and Infectious Diseases Ambulances during the year is as given below :—

- (1) Number of pauper Christian dead bodies removed by the Health Department Hearses during the year—364.
- (2) Number of non-Christian dead bodies removed in the K. E. M. hospital dead body ambulance—401.
- (3) Number of patients removed by the Infectious disease Ambulances during the year 1934—2,723.

Milk Supply.—The inquiries made and the reports submitted by the Dairy Superintendent in 1923 show that the quantity of milk available per head of population was 3.1 ounces, an amount which must be regarded as sufficient for the consumers of whom a majority are vegetarians.

In the non-vegetarian diet of a healthy adult efficient substitutes for milk can no doubt be provided, but for children up to the age of 12 and 14 years and for vegetarians, milk may be regarded as essential.

During the year, 2,407 hawkers importing milk by train were inspected. 569 were found to have no license and 909 were carrying milk in open cans without covers. The number found with grass rings was 518.

Skimmed milk is imported into the City from Anand and other places in Gujarat. Of the milk received a very small quantity goes to the Sugar refineries ; the rest is used in Eating Houses or sold in milk shops. On account of the length of the journey, this milk must necessarily be preserved with boracic acid or formaline. Amongst the various measures tried for the purpose of stopping importation of this milk, has been the cancellation of the license of milk dealers who import milk from Gujarat. During the year, attempts have been made to examine the milk on receipt at Railway Stations and to destroy forthwith the contents of the milk cans found to

contain formaline or boracic acid. Assistant Health Officers were supplied with the equipment necessary for testing the milk. Raids were organised at all stations in Bombay at which the trains bringing milk stopped and at other places in the City at which the trade in this milk is generally carried on and also at different tea shops and Eating Houses. These raids and other measures taken have resulted in a reduction of the quantity of skimmed milk imported.

During the year under report 43 persons were detected dealing in skimmed milk containing boracic acid as preservative and prosecuted. The quantity of milk destroyed was 63½ maunds.

Prosecutions were instituted in 748 cases of hawkers found selling milk in the streets without a license. Details with regard to the adulteration of milk and the number of prosecutions for the sale of adulterated milk, will be found in the report of the Municipal Analyst.

The total number of prosecutions for the sale of milk by unlicensed persons and for breaches of the license regulations was 971.

The scheme for the abolition of stables in the City and their transfer to the rural areas outside Bombay has unfortunately not yet made much progress.

Unwholesome Food.—The following list shows the articles of unsound food seized and destroyed under Sections 415 and 416 of the Municipal Act :—

Fruits (fresh)	No.	1,207	Patent Foods	Tins.	384
Tins of Preserved Fruits .. .	Tins.	21,250	Fish tinned	"	206
Potatoes	Lbs.	33	Flesh tinned	"	411
Onions	"	25	Bacon	"	499
Vegetables	"	5	Ham	Lbs.	1,780½
Indian Sweetmeats	"	99	Condensed Milk	Tins.	4,111
Cheese	"	1,244½			

Statutory Notices.—The following list indicates the number of Notices served by the Inspectors and the number of Prosecutions undertaken for various offences under the Municipal Act during the year :—

NOTICES UNDER THE MUNICIPAL ACT IN 1934.

	No. of Notices issued under various Sections of the Municipal Act.
Total No. of Notices issued	8,630
Number complied with	5,134
Number not complied with	1,395
Number pending (disputed or not served)	1,952
Number cancelled	149
No. of Notices in 1933	10,224

The work in the Presidency Magistrates' Courts during the year as regards Municipal cases was as disorganised or even more so than in the previous year as to make all sanitary actions totally ineffective Municipal cases were not taken up regularly in the Magistrates'

Courts and in a large majority of them long postponements were given. The following statement shows the unsatisfactory condition of the court cases filed by the Assistant Health Officers :—

Statement showing the number of Court cases filed under different sections and the cases outstanding on 1st January 1935 :—

1	2	3	4	5	6
Sections under which prosecutions were instituted.	No. of cases outstanding on 1st January 1934.	No. of cases filed from 1st January 1934 to 31st December 1934.	Total of columns Nos. 2 & 3.	No. of cases disposed of.	No. of cases outstanding on 1st January 1935.
248	459	192	651	322	329
249	14	12	26	7	19
250
251	22	18	35	23	12
257	767	476	1,243	442	801
257, 375, 372	259	494	753	228	425
258	101	34	135	58	77
274	71	42	113	63	50
316	3	11	14	8	6
367, 368	32	6	40	30	10
372	509	215	724	293	431
373	3	1	4	2	2
375	71	91	162	81	81
375A	105	128	233	104	129
377	32	63	95	55	40
378	23	86	109	50	59
379	2	...	2	...	2
380	248	282	530	196	334
381	236	346	582	199	383
381A	2	4	6	4	2
384	290	351	641	156	485
385
390	57	113	170	94	76
391
394	2,599	3,685	6,284	1,892	4,392
397	9	8	12	2	10
412A	3,744	3,330	7,074	1,906	5,168
424	2	...	2	2	...
472	41	5	46	13	33
Total	9,701	9,985	19,686	6,330	13,356
Bombay Prevention of Adulteration Act.	328	205	533	258	275

Side by side with the Sanitary work much propaganda work is done by the Medical Staff of the Department by means of distribution of leaflets and posters on all infectious diseases and Seasonal Sickness. The approximate cost of printing leaflets and posters is Rs. 500 per year.

SANITARY STATE OF THE CITY.

The principal causes of the insanitary conditions which maintain the death-rate at a high level even in non-epidemic periods are the insufficiency of the sewers, the continuance of the basket privy system of conservancy, the density of houses and persons per acre and the overcrowding of persons in rooms and tenements.

Water Supply.—With the completion of the Tansa pipe line, the City as a whole is now provided with an adequate supply of water from Tansa Lake. The whole supply has been chlorinated throughout the year. No provision of any kind is made for filtration.

Drainage.—Reference was made in detail in the Report for 1920 to the gravity of the insanitary conditions which result from the inadequacy of the present sewer system and the continuance of the old insanitary basket privies. The scheme for remodelling and enlarging the whole system is still under consideration and no progress has been made except in the construction of new sewers to be used when the location of the outfall has been decided upon. In the meantime, the situation has been much aggravated by the increased water supply and the erection of new buildings.

HOUSING.

Insanitary Dwellings.—The routine inspection of dwellings and premises presenting or likely to present sanitary defects has been systematised under a scheme whereby each one of the 39 Medical Assistants and 17 Medical Inspectors is required to devote not less than one afternoon a week to the inspection of the houses in streets or areas definitely allotted for the purpose by the Assistant Health Officer. The scheme aims at the inspection of not less than 5 houses per week by each member of the inspectorial staff or 17,500 houses in all in the year. Were inspection the single object in view, these numbers could be doubled or trebled. Since, however, the primary inspections are only the first step in securing the remedy of the sanitary defects discovered, their number is strictly limited by the number of secondary visits which the enforcement of the requirements of the Department entails.

Five hundred and twenty-eight insanitary dwellings were evacuated during the year the great majority being insanitary kutcha huts.

Sanitary Inspection.—In Table 22 (Appendix) will be found a summary of the inspections (174,209) made by the Medical Inspectors and Medical Assistants during the year and of the sanitary works (8,177) carried in response to their orders.

PUBLIC HEALTH DEPARTMENT,
MUNICIPAL OFFICES,
BOMBAY, 3rd April 1935. }

J. S. NERURKÉR,
B.Sc., L.M. & S., D.P.H.,
Executive Health Officer.

APPENDIX.

REPORT OF THE ARTHUR ROAD HOSPITAL FOR THE YEAR 1934.

THE ARTHUR ROAD INFECTIOUS DISEASES HOSPITAL.

In the year 1888, the Municipality started a Hospital at Grant Road called the Grant Road Infectious Hospital. This Hospital was generally opened during the epidemics of Small-pox and Cholera and was closed during the rest of the year. The Hospital worked for four, six, one and seven months during the years 1888, 1889, 1890 and 1891 respectively. It was permanently closed on 26th July 1892 and the patients, furniture, etc., were transferred to the newly selected site at Arthur Road. This new Hospital was made ready for the admission of patients on 12th March 1892 and since then it is known as the Arthur Road Hospital for all Infectious diseases. In the beginning patients suffering from Cholera and Small-pox were chiefly admitted and treated, but now patients suffering from all infectious diseases are treated there. In the first out break of Plague, Plague patients were also treated at this Hospital and from 1896 to 1901, 6,382 Plague cases were admitted in the Arthur Road Hospital. Since 1901, the admission of Plague patients in this Hospital was discontinued and a separate Hospital known as Maratha Hospital was started for such cases in 1902.

The Arthur Road Hospital in the beginning consisted of mere sheds and permanent wards were gradually constructed every year and by the year 1909 the Hospital had six permanent wards with 132 beds. A new ward was constructed in 1909 with 28 beds. The Corporation by their Resolution No. 8017 of 10th November 1924, decided to increase the total accommodation to 500 beds. The Hospital was divided into two units one for Small-pox and the other for all other infectious diseases. Since the passing of Corporation Resolution No. 8017 only one ward of 36 beds has been added and another new ward of 36 beds will be constructed in 1935. Thus the total accommodation after the construction of this new ward will be 288 beds and this will be eventually increased to 500 beds.

The permanent staff of the Arthur Road Hospital comprises, the Medical Superintendent, two Medical Assistants, one Matron, two Sisters, four Nurses and three Probationers, two Clerks and a Compounder.

I.—STAFF.

Permanent.—I was in continuous charge of the hospital throughout the year. The permanent staff of the hospital comprises the Medical Superintendent, two Medical Assistants, one Matron, two Sisters, four Nurses and three Probationers.

Temporary.—3 Nurses, 1 Cook, 4 Ward Attendants, 1 Dhobi, 4 Sweepers and 1 Hamal. This staff was engaged on account of increased number of patients.

All the Infectious Diseases with the exception of Phthisis are now treated in this hospital.

II.—GENERAL STATISTICS. Admissions.

The total number of admissions during the year was 1,730 as compared with 2,729 in the year 1933.

TABLE No. I.

The following table shows the admissions during the year 1934.

Month.	Small-pox.	Chicken-pox.	Measles.	Mumps.	Diphtheria.	Cholera.	Cerebro Spinal Fever.	Typhoid Fever.	Erysipelas.	Influenza.	Whooping Cough.	Flu.	Encephalitis.	Scarletina.	Other diseases.	Total.	Deaths.	Average No. of patients.
January	31	16	12	3	12	2	2	..	2	44	126	16	32
February	29	126	50	3	11	..	5	..	2	2	..	2	32	268	16	78
March	36	146	26	2	8	2	2	..	2	..	1	46	292	28	60
April	22	70	33	4	5	5	11	1	3	2	1	2	57	216	35	66
May	10	22	15	3	3	5	11	3	..	4	54	137	22	43
June	8	8	2	6	3	1	3	38	64	10	24
July	3	4	6	6	2	1	7	3	..	4	72	108	19	21
August	1	3	8	1	10	..	1	3	2	98	135	14	26
September	8	2	3	1	12	1	3	11	2	1	1	..	66	111	22	28
October	5	1	12	7	10	7	2	4	2	3	56	107	10	27
November	2	1	11	6	10	..	4	2	2	1	..	38	80	11	22
December	13	10	17	10	13	..	2	2	2	27	96	15	26
Total	163	409	195	57	99	20	52	32	19	26	7	16	3	1	631	1,730	217	37

TABLE NO. II.

	Small-pox.	Chicken-pox.	Measles.	Mumps.	Diphtheria.	Cholera.	Cerebro Spinal Fever.	Typhoid Fever.	Erysipelas.	Influenza.	Whooping Cough.	Plague.	Incephalites.	Scarletina.	Other diseases.	Total.
Patients remaining on 31st Dec. 1933 at 8-0 a.m.	8	5	1	..	1	15	30
Admitted from 1st Jan. 1934 to 31st Dec. 1934.	163	409	195	57	99	20	52	32	19	26	7	16	3	1	631	1,730
Total treated	171	414	196	57	100	20	52	32	19	26	7	16	3	1	646	1,760
Discharged	123	412	175	55	68	13	15	21	16	20	6	6	2	1	583	1,516
Died	40	..	15	..	29	7	36	10	3	6	1	10	1	..	59	217
Mortality rate per cent.	23	..	8	..	29	35	69	31	16	23	14	62	33	..	9	12
Patients remaining on the 31st Dec. 1934 ..	8	2	6	2	3	..	1	1	4	27
Maximum No. of beds occupied on one day..	19th February 1934 111.															

European and Anglo-Indian Patients.—The total number of admissions among European and Anglo-Indian patients was 30 with 2 deaths. 30 cases are as follows:— 1 small-pox case—a vaccinated case, 1 chicken-pox, 9 measles, 4 diphtheria of which 2 died, 1 scarletina, 1 erysipelas and 13 other diseases.

Accommodation.—The hospital accommodation consists of:—

The Small-pox Unit—

Wards Nos. 1, 2, 3 with 19 beds each	57
" " 4, 5, 6 with 25 beds each	75
European Wards Nos. 7 and 8 with 14 beds each	28
Total	160

The General Unit—

Ward Nos. 9, 10, 11, 12 with 14 beds each	56
Ward No. 12A with 36 beds	36
Total	92

Thus the total accommodation is for 252 patients.

Cost.—The average weekly cost per patient compared with the previous three years is as follows:—

	1931.	1932.	1933.	1934.
	Rs. a. p.	Rs. a. p.	Rs. a. p.	Rs. a. p.
Diets	7 2 4	7 1 1	3 10 11	4 15 4
Medicines	3 8 7	2 13 6	1 0 4	2 6 4
Clothings	1 15 0	1 2 8	1 2 8	1 0 0
Disinfectants	0 7 0	0 5 10	0 4 8	0 4 1
Stores	1 11 0	1 10 6	0 11 8	1 4 1
Total cost per week	14 11 11	13 1 7	6 14 3	9 13 10
Total number of patients treated ..	835	1,324	2,822	1,760

III.—DISEASES.

(1) **Small-pox.**—This year 163 small-pox cases were admitted as compared with 2,117 cases in the year 1933.

The routine treatment was carried out as in the previous years.

TABLE No. III.
Clinical classification of Small-pox.

Type.	Admissions.	Deaths.	Recovered.	Mortality rate per cent.
Hæmorrhagic	26	21	5	80
Confluent	30	18	12	60
Semi-confluent	50	1	49	2
Discrete	57	..	57	..
Total	163	40	123	23

The following table compares the vaccinal condition of patients and their mortality rate per cent. during the year as contrasted with 10 previous years.

TABLE No. IV.

Year.	Vaccinated.		Unvaccinated.	
	Admissions.	Mortality rate per cent.	Admissions.	Mortality rate per cent.
1924	547	9	541	38
1925	176	8	276	36
1926	186	4	203	37
1927	354	3	372	39
1928	279	8	243	41
1929	569	5	484	41
1930	592	7	703	43
1931	22	9	7	57
1932	195	2	107	53
1933	1,173	6	944	36
1934	86	6	77	45

Complications of Small-pox.

Corneal ulcer	2
Conjunctivitis	4
Otitis	1
Boils	4
Nephritis	4
Bronchitis	6
Tonsilitis	3
Laryngitis	2
Aedema of glottis	3
Septicaemia	12

The following table compares the vaccinal condition of small-pox patient and mortality at all ages admitted during the year 1934.

Age.	Vaccinated.		Unvaccinated.	
	Admissions.	Deaths.	Admissions.	Deaths.
0 to 1	8	4
1 to 2	2	..
2 to 3	6	2
3 to 4	2	..
4 to 5	6	..
5 to 6	3	..
6 to 7	1
7 to 8	2	1
8 to 9	3	1
9 to 10	3	1
10 to 11	1	..
11 to 12	3	..
12 to 13	4	2
13 to 14	4	1
14 to 15	1
15 to 16
16 to 17	5
17 to 18	3	..	4	2
18 to 19	6
19 to 20	1
20 to 30	44	3	23	15
30 to 40	15
40 to 50	6	1	6	6
50 to 60	1	1
60 and upwards
Total	86	5	77	35

(2) **Cholera.**—There were 20 cases of cholera admitted during this year as compared with 15 cases in the year 1933. All cases were bacteriologically positive and 7 died and 13 recovered.

(3) **Diphtheria.**—This disease is becoming endemic in Bombay. There were 99 admissions during the year as compared with 62 in the last year. 70 cases recovered after treatment. Out of 29 deaths, 18 cases died within 24 hours, 4 cases died within 48 hours, and remaining 7 died after a week.

Out of 99 cases admitted, there were :—

Faucial type	69
Laryngeal	28
Nasal	2
Complications in Diphtheria :—	
Albuminuria	36
Heart complications	21
Broncho Pneumonia	2
Adenitis	27
Paralysis of soft palate	9

All the cases were bacteriologically positive. The following table compares the number of Diphtheria cases admitted and their mortality rate per cent. during the last five years :—

TABLE No. V.

Year.	Admissions.	Deaths.	Recovered.	Mortality rate per cent.
1930	30	12	18	40
1931	39	15	24	38
1932	58	26	32	44
1933	62	26	36	41
1934	99	29	70	29
Total	288	108	180	38

Treatment.—The same routine treatment early large doses of Serum of Glucose and Cardiazol Ephiderin by mouth was carried out as last year.

(4) **Plague.**—

	Total treated.	Died.	Cured.
	16	10	6
Bubonic	6		
Septicaemic	10		

Out of the 6 recovered cases two were imported from Kalyan and Ahmednagar. One was a Lab. Asstt. of Haffkine Institute and 3 were local cases. Five cases were treated with sheep serum from Haffkine Institute out of which 2 recovered, and the third one recovered was treated with bull calf serum.

Bacteriological and Pathological Examinations.—The following table shows the number of bacteriological examinations made at the Arthur Road and Maratha Hospitals :—

—	Examinations.	Nos.
I	Blood films for parasites and different count	137
II	Blood cultures	58
III	Material from small-pox pustules, ulcers, abscesses and other complicating focii for microscopic and cultural investigations for pyococci ..	55
IV	Sputum for organisms	39
V	Material from buboes and ulcers for detection of <i>Bacillus Pestis</i> ..	23
VI	Stools for the detection of Amoeba, Cysts, Ova, Bacilli, Vibrios and cultural investigations with a view to arrive at diagnosis and detection of carriers	150
VII	Blood for Widal Reaction	53
VIII	,, Khan Reaction	29
IX	Urine for complete analysis	130
X	Auto-vaccines	3
XI	Cerebro-spinal fluid for physical, chemical and cultural examination ..	83
XII	Urethral smears	5
XIII	Throat swabs for cultural examination for <i>B. Diphtheria</i> and other organisms	215
XIV	Post-Mortem Examination	5
	Total ..	985

The Lightfoot Refrigeration Company, Limited, continued the free supply of Oxygen Gas to the hospital during the year. This continued generous help is much appreciated.

The Indian Red Cross Society was kind enough to supply several articles as gift for the hospitals which were acknowledged with thanks.

P. T. PATEL, M.D. (Lond.), M.R.C.P. (Lond.),

D.T.M. & H. (Cantab), F.O.P.S., (A)

Medical Superintendent, Arthur Road Hospital.

TABLE VII.

Showing the diseases and Number of Patients treated jointly at the Arthur Road Infectious Diseases Hospital and Maratha Hospital during the last twenty years, viz., 1915 to 1934.

Disease	1915	1916	1917	1918	1919	1920	1921	1922	1923	1924	1925	1926	1927	1928	1929	1930	1931	1932	1933	1934
Small-pox	440	1,142	429	1,508	798	520	542	84	554	1,088	452	389	726	522	1,058	1,298	29	302	2,198	171
Chicken-pox	106	178	118	200	148	94	109	72	65	82	79	53	126	79	81	296	171	177	259	414
Measles	44	84	81	71	127	41	77	14	25	31	60	26	66	59	98	154	71	93	88	196
Cholera	18	122	42	507	1,103	153	14	10	185	30	2		88	17	15	33	109	3	15	20
Plague	135	411	476	335	189	123	339	234	343	120	56	25	61	129	22	21	17	28	30	16
Relapsing Fever		2	7	24	458	82	151	162	10						1					
Mumps	22	162	171	236	46	91	64	2	11	39	26	18	31	49	48	18	57	199	11	57
Whooping Cough	15			21	2	2	2			2			7		3	3	7	8	10	7
Erysipelas	11	7	10	6	3	8				5	4	13	5	3	9	15	20	24	19	19
Typhoid Fever					2								1	4	1	4	3	2	8	32
Typhus Fever			1																	
Phthisis											34	329	414	532	496	747	869	941	926	1,002
Cerebro-spinal Fever	4	5	8		12	23	123	85	46	20	18	9	5	3	1	2	9	6	2	52
Scarlet Fever	1	1												1	10	8	3	2		1
Encephalitis Lethargica											3	1	1	2	2	1	1	7		3
Diphtheria	1	1	2	2	1		1			4	1	1	2	21	32	30	39	58	65	100
Chigger	14	334	1			1												2	1	
Influenza				1,520	258	295	72	73	60	62	56	42	21	27	30	13	26	23	8	26
General Diseases	228	326	401	201	516	356	513	228	214	265	276	212	257	312	267	217	285	416	397	724
Total	1,037	2,755	1,747	4,631	3,663	1,789	2,037	964	1,513	1,749	1,067	1,118	1,821	1,761	2,174	2,860	1,716	2,292	4,037	2,840

ARTHUR ROAD HOSPITAL,
BOMBAY, 18th May 1935.

P. T. PATEL, M.D. (Lond.), M.B.C.P. (Lond.),
D.T.M. & H. (Cantab.), F.C.P.S.,
Medical Superintendent, Arthur Road Hospital.

MARATHA HOSPITAL.

Annual Report for the year 1934.

The Maratha Hospital was opened on the 21st January 1898 by a Committee appointed by the Maratha Community and Khan Bahadur Sirdar Mir Abdul Ali and was originally intended for the use of the Maratha people. The maintenance of the Hospital was subsequently handed over to the Bombay Plague Committee and then to the Bombay Municipality and all classes are now admitted to it.

This Hospital was taken over by the Municipality in 1902 and the first report of that year was made by Dr. N. H. Choksey who was appointed as the Special Assistant Health Officer and in charge of the Hospital. During the year 1902 five new buildings and one gateway was added to the permanent structures of the Hospital. This Hospital continued to be a Plague Hospital upto 1930 when it was decided by the Corporation to treat all cases of Infectious Diseases in the Arthur Road Hospital. Since 1930 the Maratha Hospital is used for the treatment of advanced cases of Tuberculosis and all Road side cases. The Hospital at present consists of 4 buildings accommodating 80 beds, and over one thousand cases are treated every year.

The permanent staff of the Hospital comprises of the Medical Superintendent, two Resident Medical Assistants, one Matron, six Nurses, one Clerk and one Compounder.

MARATHA HOSPITAL.

I was in charge of this Hospital throughout the year.

Since 1930 this Hospital is used only for the treatment of advanced cases of Tuberculosis and Road side cases.

The present staff of the Hospital comprises of the Medical Superintendent, a Matron, two Resident Medical Assistants and 6 Nurses.

I—ACCOMMODATION.

There are five wards ; each accommodating 16 patients. Total beds 80.

Many a times the maximum number of beds had to be increased by putting extra beds in some of the wards owing to the rush of patients.

The total number of admissions during the year was 1,006.

The daily average No. of patient was 70.66.

II—COST.

The average weekly cost per patient compared with the previous three years is as follows

TABLE I.

	1931.	1932.	1933.	1934.
	Rs. a. p.	Rs. a. p.	Rs. a. p.	Rs. a. p.
Diets	5 1 5	3 2 10	3 2 4	2 14 6
Medicines .. .	0 12 7	0 11 6	0 12 0	0 10 6
Clothing .. .	0 9 11	0 8 2	0 7 8	0 5 8
Disinfectants ..	0 5 3	0 4 7	0 6 3	0 3 0
Stores .. .	0 9 4	0 8 10	0 6 6	0 5 5
Total .. .	7 6 6	5 3 11	5 2 9	4 7 1
Total No. of patients .. .	931	1,058	1,215	1,006

III.—GENERAL STATISTICS.

TABLE II.

Particulars.	Pthisis.	Malaria.	Other diseases.	Total.
Patients remaining on 1st January 1934.	72	2	74
Patients admitted	930	2	74	1,006
Total treated	1,002	2	76	1,080
Discharges	496	2	62	560
Deaths	449	11	460
Mortality per cent.	44.83	14.47	42.22
Remaining on the 1st January 1935.	57	3	60

TABLE III.

Statement showing the different nationalities treated.

Classes.	Males.	Females.	Total.
Hindus—			
Adults	477	198	675
Children	1	1
Mahomedans—			
Adults	144	106	250
Children
European & Eurasians—			
Adults	2	2	4
Children
Others—			
Adults	100	48	148
Children	2	2
Total	726	354	1,080

TABLE IV.

Distribution of patients throughout the year.

Months.	Pthisis.	Malaria.	Other Diseases.	Total.	Deaths.	Discharged.	Daily average.
January	67	5	72	38	42	67.6
February	68	2	70	22	38	70.32
March	90	4	94	48	44	73.26
April	64	5	69	35	40	77.31
May	82	6	88	40	37	76.06
June	59	3	62	30	38	79.09
July	78	8	86	33	55	77.94
August	90	6	96	44	50	77.19
September	93	1	9	103	48	66	70.87
October	75	9	84	31	52	69.39
November	87	8	95	35	53	64.23
December	77	9	86	46	55	66.28
Total	930	2	74	1,006	450	570	70.66

IV.—DISEASES.

Road-side cases.—These cases were sent by Police and Municipal District Officers and a few had to be admitted from our out-door dispensary. Most of them suffered from chronic diarrhoea, anæmia and extreme weakness due to starvation.

Malaria.—Only two cases treated as in-door patients but a huge number was treated at out-patients dispensary during the period from October to December 1934. Out of the 586 slides examined 134 were found positive, 6 being malignant. All the cases were reported to the Malaria Officer.

V.—TUBERCULOSIS.

During the year, 930 cases of Tuberculosis were admitted in the Hospital. The particulars are given below :—

TABLE V.

Particulars.	Number.
Patients remained on 1st January 1934	72
„ admitted during the year	930
„ discharged cured	2
„ relieved	165
„ discharged at request and otherwise	329
„ died	449
„ Mortality per cent.	44.83
„ remained on 1st January 1935	57

X-Ray and screening examinations were carried out in 197 cases of Pulmonary Tuberculosis at the King Edward Memorial Hospital, Parel.

TREATMENT.

Drugs.—No special drugs were used during the year.

Collapse Therapy :—

(1) **Artificial Pneumothorax.**—23 new cases were suitable and selected. 2 old cases continued the refills. 8 discontinued the treatment after a fill or two. Of the remaining 14 showed improvement by way of reduction in temperature and the amount of sputum and cough, gain in weight, and were able to move about without any discomfort. Three cases were discharged sputum negative and seven are being treated as out patients. They get their refills at stated intervals and are able to follow their work with great ease. Three of these cases were directed to take refills by the other Institutions at Dharampore and Miraj. One patient died as a result of plural shock at the 2nd injection.

Bilateral artificial pneumothorax was given in one patient and he showed remarkable improvement. Temperature subsided, cough lessened, sputum very scanty, and Vital capacity remained unchanged, and blood sedimentation showed a very good progress. Three other cases received bilateral collapse treatment. Phrenic evulsion on one side and artificial Pneumothorax on the other. Two of these showed improvement and are still continuing the refills.

(2) **Phrenic Evulsion.**—30 cases were found suitable and operated. Of these 18 showed much improvement and their symptoms relieved, 3 discharged sputum negative, 5 showed no improvement and remained unchanged, while 7 cases went worst.

VI.—OUT-PATIENTS' DISPENSARY.

The out-door dispensary is getting crowded as seen from the attendance from year to year.

TABLE VI.

	1931.	1932.	1933.	1934.
No. of cases treated	353	674	1,939	3,701

The following table shows the different diseases treated in the Out-Patients' Dispensary.

TABLE VII.

Diseases.	No. of patients treated.
Measles	4
Dysentery	76
Malaria	146
Influenza	78
Pneumococcal infection of the lungs	9
Pyrexia of uncertain origin	801
Round worms	65
Anaemia	20
Diseases of the eye	6
" of ear	30
" Respiratory system except Pneumonia & Tuberculosis	390
" of the digestive system	132
" of the skin	230
other local diseases	310
Injuries, General & Local	1,404
Total	3,701

VII—LABORATORY, ETC.

TABLE VIII.

Laboratory Investigations.

Particulars.	No. of specimens examined.
Sputum	349
Blood	618
Urine	50
Stools	15
Total	1,032

In January last, members of the medical society of the Grant Medical College had assembled over here and a demonstration in collapse Therapy was given.

A few post graduates also attended and learned the technic.

I am very much thankful to Dr. C. S. Patel, F.R.C.S. (Eng.), who has always and ever been willing and kind enough in helping me in the operative work for the tuberculosis patients. So also I thank Dr. H. V. Tilak, F.R.C.S. (Edin.), who was kind to undertake a caesarian section in a far advanced Phthisical patient. The woman who was already exhausted succumbed later on, but the child was saved.

The Light Foot Refrigerator Co. were kind enough to continue supply of oxygen gas for the use of the patients free of charge.

P. T. PATEL, M.D. (Lond.),

M.B.O.P. (Lond.), D.T.M. & H. (Cantab.),

Medical Superintendent, Maratha Hospital

REPORT OF WORK DONE IN THE MUNICIPAL LABORATORY DURING THE YEAR ENDING 31st DECEMBER 1934.

The total number of samples examined during the year under report was 15,420 (excluding Malaria Slides) as compared with 11,285 in the year 1933. Of the above 12,663 samples were examined Chemically and 2,757 Bacteriologically. In 1933, the total number of Chemical and Bacteriological samples were 9,558 and 1,727 respectively.

Besides the above, 2,658 samples of water from the Ulhas River and 2,211 slides from the Municipal Dispensaries were examined for the estimation of Chlorides and detection of Malaria Parasites respectively.

Chemical.

Out of 12,663 samples examined Chemically, the following were Food-stuffs :—

Nature.	Statutory and Municipal.	Private.	Total.
Milk	6,118	20	6,138
Ghee	2,438	50	2,488
Butter	1,777	4	1,781
Vegetable Product	262	..	262
Margarine	26	..	26
Tea & Tea Dust	502	..	502
Coffee	1	..	1
Fish Oil	1	..	1
Other Oils	52	..	52
Other Food-stuffs	84	3	87
Total	11,261	77	11,338

Milk.

Out of 6,138 samples of milk examined, 6,099 were submitted officially by the Assistant Health Officers under Section 412A of the Municipal Act, 16 were received from the Dean, King Edward Memorial Hospital, 2 from the Medical Superintendent, Arthur Road Hospital, 1 from the Superintendent, David Sassoon Reformatory, and 20 from private individuals.

The samples from the Assistant Health Officers showed adulteration in 1,292 instances, while of those sent by the Medical Superintendent, Arthur Road Hospital and private individuals one sample from each source was found to be adulterated. The remaining samples were, on examination, found to be *genuine*.

Of the samples taken for legal purposes, 21.1 per cent proved to be not-genuine, as shown in the following statement :—

Received from	Total.	Genuine.	Not genuine.	Percentage of adulterated samples.
Assistant Health Officer, A & B Wards ..	963	798	165	17.1
" " " C & D " ..	1,841	1,480	361	19.6
" " " E Ward ..	1,441	1,263	178	12.3
" " " F & G Wards ..	1,854	1,266	588	31.7
Total ..	6,099	4,807	1,292	21.1

Preservatives in Milk.

6,099 samples of milk were examined for the detection of Preservatives, Boric Acid and Formalin. In 34 samples, Boric Acid was detected, whereas Formalin in addition to Boric Acid was found in 7 cases only.

Ghee.

In all 2,488 samples of Ghee were examined. Out of these, 2,317 were received from the Assistant Health Officers for legal purposes, 73 from the Executive Health Officer, 2 tinned samples from the Assistant Health Officer A & B Wards, 6 from the Dean, King Edward Memorial Hospital, 40 from the Superintendent, Acworth Leper Asylum, 5 samples of Kathiawar Ghee from the Director, Public Health Department of the Government of Bombay for the determination of Reichert Wollney figures, and 45 from private individuals.

The samples from the Assistant Health Officers showed adulteration in 136 instances, giving a percentage of adulterated samples of 5.8 per cent. only, while out of the two tinned samples sent by the Assistant Health Officer, A & B Wards, one was found to be not-genuine. Out of the samples forwarded by private individuals, 22 samples were found to be adulterated.

Statement showing samples of Ghee submitted under the Bombay Prevention of Adulteration Act of 1925 :—

Received from	Total.	Genuine.	Not Genuine.	Percentage of adulterated samples.
Assistant Health Officer, A & B Wards ..	315	300	15	4.7
.. " " " C & D " ..	747	677	70	9.3
.. " " " E Ward ..	697	670	27	3.8
.. " " " F & G Wards ..	558	534	24	4.3
Total ..	2,317	2,181	136	5.8

Butter.

1,781 samples of Butter were examined. Out of these, 1,752 were sent by the Assistant Health Officers for legal purposes, 5 by the Executive Health Officer, 14 by the Assistant Health Officer, A & B Wards, for non-statutory purposes, 1 by the Assistant Health Officer, C & D Wards for a similar purpose, 5 by the Dean, King Edward Memorial Hospital, and 4 by private individuals.

The samples from the Assistant Health Officers sent for legal purposes showed adulteration in 19 instances only, giving a percentage of adulterated samples of 1.08 only. The rest of the samples were, on examination, found to be *genuine*.

Statement showing samples of Butter under the Bombay Prevention of Adulteration Act of 1925 :—

Received from	Total.	Genuine.	Not genuine.	Percentage of adulterated samples.
Assistant Health Officer, Wards, A & B ..	450	450
.. " " " " C & D ..	282	281	1	0.3
.. " " " Ward E ..	516	511	5	0.9
.. " " " Wards F & G ..	504	491	13	2.5
Total ..	1,752	1,733	19	1.08

Vegetable Product.

In all, 262 samples of Vegetable Product were received for analysis from the Assistant Health Officers. Out of these, only 4 samples *i.e.*, 1 from the Assistant Health Officer, E Ward, and 3 from the Assistant Health Officer, F & G Wards, were found to contain Butter Fat.

Margarine.

26 samples of Margarine were received from the Assistant Health Officers of A & B and E Wards, which were, on examination, found to contain *no butter fat*.

Tea and Tea Dust.

502 samples of Tea and Tea-Dust were examined. Out of these, 500 were sent by the Assistant Health Officers as under and 2 by the Executive Health Officer. All these samples except 2 from the Assistant Health Officer, E Ward, were, on examination, found to be *genuine* :

Source.	No. of samples of Tea.
Assistant Health Officer, A & B Wards	79
" " " C & D "	163
" " " E Ward	92
" " " F & G Wards	166
Total	500

Coffee.

Only one sample of Coffee was received from the Assistant Health Officer, A & B Wards, which, on examination, was found to be *genuine*.

Oils.

53 samples of Oils were examined, out of which one was of Hardened Edible oil (Fish) sent by the Assistant Health Officer, E Ward, and the remaining 52 Samples were of different oils received as under :—

Source.	OILS.				
	Cocoanut.	Castor.	Sweet.	Linseed.	Turpentine.
Municipal Store-Keeper	9	8	11	11	4
Ex. Health Officer	1
Hydraulic Engineer	8	..
Total 52	9	9	11	19	4

Out of these, only one sample of Turpentine Oil was found to compare unfavourably with the tender-sample.

Other Food-stuffs.

Besides the above, 90 samples of other Food-stuffs were received from different sources.

Out of these, 79 samples were sent by the Sanitary Officers as shown below, all of which except two of Mango-Pulp from the Assistant Health Officer, A & B Wards, were, on examination, found to be fit for *human consumption* :—

Nature.	Ex. Health Officer.	Asst. Health Officer, A & B.	Asst. Health Officer, C & D.	Asst. Health Officer, E.	Asst. Health Officer, F & G.	Total.
Curds	3	3
Tinned milk	1	8	9
Sugar	2	..	8	..	6	16
Assafoetida	1	12	10	12	8	43
Sweets	2	2
Lozenges	1	1
Honey	1	1
Cheese	1	1
Mango-Pulp	2	2
Straw-berry Syrup	1	1
Total	7	25	21	12	14	79

Out of the remaining 11 samples, 8 were samples of Sugar sent by the Town Duty Officer, 2 were of Wheat and Gram, and 1 of Tomato Sauce received from private individuals. All these samples, except the last one of Tomato Sauce, were also found to be fit for *human consumption*.

Waters.

909 samples of Waters were examined as under :—

144	from Public Supply,
744	„ Wells, and
21	„ Other sources.
<hr/>	
Total ..	909

Samples for Diagnostic Purposes.

306 samples of Urine were examined Chemically, 213 samples being private and 93 Municipal.

Miscellaneous.

	No. of samples.
Inks	26
Lime	2
Barium Carbonate	7
Paints and Varnish	3
Butter and cream preservative	1
Bleaching powder	12
Soap	1
Red lead Powder	10
Quinine Tablets	2
Tar	7
Lead Pig	1
Rosin	2
Perchlorin	2
Insecticide	2
Sundries	29
<hr/>	
Total ..	107

Bacteriological.

4,968 samples were examined Bacteriologically. The figure includes 2,211 slides examined for Malaria Parasites.

Waters.

183 samples of Waters were examined as under :—

130	from Public Supply,
21	„ Wells, and
32	„ Other sources.
<hr/>	
Total ..	183

Disinfectants.

52 samples of Disinfectants were examined to determine the Rideal Walker Carbohc Coefficient.

Samples for Diagnostic Purposes.

Nature of samples.	Total.	Specific Organism.		
		Present.	Absent.	
Blood for Malaria	2,211	353	1,858	..
Sputum for T. B.	2,196	286	1,910	..
Blood for Differential Counts	106	106
Swabs for Diphtheria	91	1	90	..
Urine for Gonococci	8	1	7	..
Urethral discharge for Pathogenic microbes	1	..	1	..
Blood for Widal test	1	..	1	..
Cerebro Spinal Fluid	1	1
Total	4,615	642	3,867	106

Miscellaneous.

	No. of Samples.
Vaccine Tubes	114
Food-Stuffs	4
Total	118

S. H. KAMAT, M.B.B.S., D. HY.,

Ag. Municipal Analyst.

15th March 1935.

TABLE No. I.

Statement of Samples received for Chemical Examination during the year ending 31st December 1934.

Received from	WATERS.			FOOD-STUFFS.												OILS.				Urine.	Miscellaneous.	Total.	
	Bombay.	Well.	Other.	Milk.	Curds.	Ghee.	Butter.	Vegetable product.	Margarine.	Tea.	Coffee.	Assafoetida.	Fish Oil.	Sugar.	Other Food-stuffs.	Cocconut.	Sweet.	Castor.	Linseed.				Turpentine.
Ex. Health Officer			2			73	5			2		1		2	4			1				14	104
Hydraulic Engineer	90		13																8			11	122
City Engineer																						1	1
Superintendent, Licenses																						24	24
Town Duty Officer														8								2	10
Store Keeper																9	11	8	11	4		6	49
Dean, King Edward M. Hospital, Medical Supdt., Arthur Road Hospital				16		6	5															1	28
Assistant Health Officer, Malaria		48		2																			2
Assistant Health Officer, A & B Wards		107		963		317	464	70	1	79	1	12			13								2,027
Assistant Health Officer, C & D Wards		355	1	1,841	3	747	283	5		163		10		8									3,416
Assistant Health Officer, E Ward		28	1	1,441		697	516	120	25	92		12	1									1	2,934
Assistant Health Officer, F & G Wards		198	2	1,854		558	504	67		166		8		6									3,363
Other Municipal sources	54		1																		93	47	195
Superintendent, Acworth L. Asylum						40																	40
Superintendent, David Sassoon Reformatory				1																			1
Director, P. H. D., Bombay						5																	5
Private		8	1	20		45	4							3							213		294
Total ..	144	744	21	6,138	3	2,488	1,781	262	26	502	1	43	1	24	20	9	11	9	19	4	306	107	12,603

S. H. KAMAT,
Ag. Municipal Analyst.

TABLE No. II.

Statement of Samples examined Bacteriologically during the year 1934.

Received from	WATERS.			Disinfectants.	Blood for Malaria.	Blood for differential Counts.	Swabs for Diphtheria.	Sputum for T. B.	Blood for Widal test.	Cerebro spinal fluid.	Urine for Gonococci.	Urethral discharge for pathogenic microbes.	Vaccine tubes.	Food-stuffs.	Total.
	Bombay.	Well,	Other.												
Executive Health Officer	5	52	57
Hydraulic Engineer	48	..	10	58
Superintendent of Vaccination	114	..	114
Assistant Health Officer, Malaria	5	1	6
" " " A & B Wards	7	1	8
" " " C & D Wards	8	1	2	11
" " " F & G Wards	1	1	2
Other Municipal sources	82	..	13	..	2,211	106	91	2,186	1	..	1	1	4,692
Private	10	..	1	7	1	..	1	20
Total	130	21	32	52	2,211	106	91	2,196	1	1	8	1	114	4	4,968

S. H. KAMAT,
Ag. Municipal Analyst.

TABLE No. III.
CHEMICAL.

Statement of Results of Bombay Water for the year ending 31st December 1934.

Source.	January.	February.	March.	April.	May.	June.	July.	August.	September.	October.	November.	December.													
<i>Tansa Water.</i>																									
Total Solids	12.0	12.0	12.0	13.0	12.0	12.0	12.0	14.0	12.0	12.0	13.0	14.0	14.0	12.0	12.0	14.0	12.0	12.0	14.0	12.0	13.0	14.0	12.0	10.0	
Chlorine	0.6	0.6	0.6	0.6	0.6	0.7	0.7	0.7	0.7	0.7	0.7	0.7	0.6	0.7	0.7	0.7	0.7	0.7	0.7	0.7	0.7	0.7	0.7	0.7	0.7
Free Ammonia	Nil.	Nil.	Nil.	Nil.	Nil.	Nil.	Nil.	Nil.	Nil.	Nil.	Nil.	Nil.	Nil.	Nil.	Nil.	Nil.	Nil.	Nil.	Nil.	Nil.	Nil.	Nil.	Nil.	Nil.	Nil.
Albuminoid Ammonia ..	0.008	0.009	0.008	0.010	0.009	0.009	0.009	0.008	0.008	0.009	0.009	0.008	0.010	0.009	0.009	0.008	0.006	0.005	0.008	0.008	0.009	0.006	0.005	0.007	
Oxygen absorbed at 80°F (Tidy's process).	0.022	0.023	0.026	0.024	0.028	0.024	0.028	0.023	0.026	0.030	0.028	0.030	0.024	0.026	0.026	0.024	0.022	0.022	0.024	0.028	0.030	0.028	0.026	0.022	
<i>Tulsi Water.</i>																									
Total Solids	22.0	24.0	22.0	24.0	24.0	24.0	26.0	28.0	26.0	24.0	26.0	26.0	26.0	24.0	24.0	24.0	25.0	22.0	24.0	24.0	22.0	24.0	26.0	22.0	
Chlorine	1.2	1.2	1.2	1.2	1.2	1.3	1.3	1.4	1.4	1.4	1.4	1.3	1.3	1.3	1.2	1.3	1.2	1.2	*1.2	1.2	1.2	1.2	1.2	1.2	1.2
Free Ammonia	0.001	0.001	0.001	0.001	Nil.	Nil.	0.001	0.001	0.001	Nil.	Nil.	Nil.	Nil.	Nil.	Nil.	Nil.	Nil.	Nil.	Nil.	Nil.	Nil.	Nil.	0.001	Nil.	
Albuminoid Ammonia ..	0.028	0.030	0.032	0.037	0.032	0.024	0.040	0.026	0.033	0.028	0.022	0.021	0.016	0.018	0.024	0.015	0.019	0.011	0.028	0.021	0.015	0.015	0.022	0.019	
Oxygen absorbed at 80°F (Tidy's process).	0.064	0.068	0.076	0.074	0.072	0.076	0.086	0.084	0.088	0.068	0.068	0.074	0.062	0.062	0.068	0.062	0.078	0.048	0.076	0.068	0.062	0.058	0.086	0.062	
<i>Vihar Water.</i>																									
Total Solids	24.0	26.0	26.0	26.0	23.0	25.0	27.0	30.0	28.0	28.0	28.0	28.0	28.0	26.0	26.0	26.0	24.0	24.0	26.0	26.0	26.0	26.0	28.0	26.0	
Chlorine	1.2	1.2	1.2	1.2	1.2	1.3	1.3	1.4	1.4	1.4	1.4	1.3	1.3	1.3	1.2	1.2	1.2	1.2	1.2	1.2	1.2	1.2	1.2	1.2	1.2
Free Ammonia	0.001	0.001	0.002	0.001	0.001	0.001	Nil.	0.001	0.001	0.001	0.001	0.001	0.001	Nil.	Nil.	0.001	0.002	Nil.	Nil.	0.001	Nil.	0.001	Nil.	0.001	0.001
Albuminoid Ammonia ..	0.037	0.031	0.033	0.037	0.034	0.032	0.046	0.042	0.040	0.041	0.036	0.034	0.028	0.030	0.036	0.028	0.018	0.014	0.023	0.027	0.029	0.026	0.032	0.030	
Oxygen absorbed at 80°F (Tidy's process).	0.096	0.124	0.112	0.118	0.104	0.108	0.126	0.104	0.108	0.140	0.126	0.122	0.128	0.112	0.130	0.112	0.082	0.086	0.094	0.096	0.090	0.094	0.112	0.096	

S. H. KAMAT,
Ag. Municipal Analyst.

TABLE No. IV.
BACTERIOLOGICAL.

Statement of Bacteriological Analysis of Bombay Water during the year ending 31st December 1934.
Minimum No. of c.c. showing the presence of Lactose Fermenters.

Source.	January.		February.		March.		April.		May.		June.		July.		August.		September.		October.		November.		December.	
	c.c.	c.c.	c.c.	c.c.	c.c.	c.c.	c.c.	c.c.	c.c.	c.c.	c.c.	c.c.	c.c.	c.c.	c.c.	c.c.	c.c.	c.c.	c.c.	c.c.	c.c.	c.c.	c.c.	c.c.
Tansa water collected at Ghatkopar.	-in 100	-in 100	-in 100	-in 100	-in 100	-in 100	-in 100	-in 100	-in 100	-in 100	-in 100	-in 100	-in 100	-in 100	-in 100	-in 100	-in 100	-in 100	-in 100	-in 100	-in 100	-in 100	-in 100	-in 100
Tansa water from the outlet at Malabar Hill Reservoir	+in 100	+in 20	+in 20	+in 20	+in 100	+in 20	+in 20	+in 50	+in 50	+in 50	+in 50	+in 100	+in 50	+in 50	+in 50	+in 50	+in 50	+in 50	+in 20	+in 1	-in 100	+in 5	-in 100	-in 100
Tansa water from 72" Tansa Main at Powai.	-in 100	-in 100	-in 100	-in 100	-in 100	-in 100	-in 100	-in 100	-in 100	-in 100	-in 100	-in 100	-in 100	-in 100	-in 100	-in 100	-in 100	-in 100	-in 100	-in 100	-in 100	-in 100	-in 100	-in 100
Tansa water from the outlet at Bhandarwada Reservoir.	+in 50	+in 20	+in 50	+in 50	+in 50	+in 20	+in 20	+in 50	+in 50	+in 50	+in 50	+in 50	+in 50	+in 50	+in 50	+in 50	+in 50	+in 50	+in 20	+in 5	+in 50	-in 100	-in 100	-in 100

S. H. KAMAT,
Ag. Municipal Analyst.

THE ANNUAL REPORT OF THE SUPERINTENDENT OF VACCINATION FOR THE YEAR 1934.

Before the introduction of Vaccination, inoculation from the virus of Smallpox was practised for securing immunity against Smallpox. Vaccination was first introduced in Bombay about the year 1802. The lymph was then obtained from England via Constantinople by means of saturated silk threads. The next date of great importance in the history of the advancement of Vaccination in India and Bombay in particular was 1827 in which year the Bombay System of Vaccination was introduced. It was due to the enlightened liberality of the Hon'ble Mount Stuart Elphinstone, then Governor of Bombay. He arranged the Vaccination work of the Presidency under four circles or divisions to each of which he appointed a European Superintendent of Vaccination with an establishment of native Vaccinators under him. The Superintendent was exempted from all local control and carried on his operations in whatever parts of his district he thought proper, reporting monthly to the Medical Board of Bombay. The great merits of this system were that it brought Vaccination to the doors of the people—too lazy, too poor or too ignorant to seek for it—and that it ensured the examination by the European Medical Officer of every case operated upon.

Calf inoculation was started in Bombay in 1869 and the lymph was cultivated from calf to calf till the year 1924.

The Bombay Vaccination Act of 1877 which extends to the City of Bombay provides Public Vaccination Stations where vaccination work is done free of charge on certain specified days and hours. Prior to 1877 the Vaccination work was under the charge of one of the Professors of the Grant Medical College, who was the first to vaccinate calves in Bombay and perform calf to arm vaccination. After the passing of the Vaccination Act the department was taken over by Government in 1877 and placed under Dr. Anant Chandroba who kept up practice of inoculating calves and of calf to arm vaccination.

In 1909 the Vaccination Department of the City was taken over by the Municipality who continued practice of calf to arm vaccination and also prepared and used glycerinated Vaccine for Vaccination. Since 1924 the preparation of calf lymph preserved in glycerine was discontinued and Vaccine prepared at Belgaum used instead. Since the Act was brought into force calf lymph only is used for Vaccination and Variolation method is forbidden. Puncture and tattooing methods are tried in certain places in India, but these methods are painful and give rise to big scars. The method followed in Bombay is that of Scarification by which scratches single or multiple, about $\frac{1}{4}$ inch long are made with the Vaccination lancet previously charged with lymph. This method secures an area of $\frac{1}{2}$ square inch in the Vaccination marks recommended by the Royal Commission on Vaccination to ensure efficient protection against Smallpox.

VACCINATION.

During the year under report, I was in charge excepting periods from 22nd January 1934 to 21st February 1934; 16th April 1934 to 31st August 1934 and 13th December 1934 to 31st December 1934, when Dr. K. N. Choksey was in charge.

(1) **Vaccine Operations with Results.**—The following statement shows the number of persons primarily vaccinated during the year 1934 and the preceding nine years—giving the percentage of successful operations in the case of each year :—

Year.	Primary Vaccinations.			No. of Re-vaccination.	Total number of persons vaccinated.
	Number of persons vaccinated.	Number successful.	Percentage.		
1925	20,400	18,848	92	15,220	35,620
1926	18,615	17,426	94	16,888	35,503
1927	20,374	18,749	92	29,196	49,570
1928	20,625	19,142	93	15,018	35,643
1929	21,788	19,634	90	48,978	70,766
1930	24,710	21,777	88	99,808	1,24,518
1931	19,952	18,944	95	7,709	27,661
1932	23,783	22,292	94	12,436	36,219
1933	33,439	27,428	82	2,43,102	2,76,541
1934	26,203	24,774	95	17,824	44,027

Out of the persons vaccinated primarily 18,738 were born in Bombay and 7,465 were born out of the City compared with 21,351 and 12,088 respectively in the previous year. The number of primary vaccination is an unprecedented record for a normal non-epidemic year and is larger than the second highest figure of an epidemic year viz. 24,710 in the year 1930.

Out of the total number of primary vaccinations during the year 24,774 were ascertained to have been successful. The percentage of known success being 94.55. The percentage would have to be raised to 99.75 if 1,364 cases, the result of which could not be ascertained, were included.

(2) **The Result of Vaccinations by Ages.**—The following table represents the results of primary vaccinations by age period:—

Results.	Under 4 year.	1-6 years.	6 years and upwards.	Total.
Successful	19,041	5,690	43	24,774
Unsuccessful	38	27	...	65
Unknown	960	399	5	1,364
Total	20,039	6,116	48	26,203

(3) **Inspection of Results.**—The report of the vaccinations were checked in 4,588 cases by the Superintendent and 6,247 cases by the Head Vaccinator. Following are the details:

Details of Inspection.	By the Superintendent.	By the Head Vaccinator.
No. of cases inspected	4,588	6,247
" " successful	4,584	6,245
" " unsuccessful	4	2
No. successful per 100 inspection	99.91	99.95
inspected per 100 vaccinated	17.51	23.84

The above statement shows that the percentage of successful cases as ascertained by the Inspecting Officers was somewhat higher than that reported by the Vaccinators.

(4) **Income:**—The following statement shows the proceeds from the sale of Lymph, the fees realised from vaccinations at private places, etc., during the year under report:—

Amount realised from sale of lymph.	Municipal Moiety of the fees realised from private vaccinations.	Municipal fees Moiety only recovered from Medical and Private Students for receiving vaccination instructions.	Fees realised from vaccination extracts.	Total.
Rs. a. p. 1,933 0 0	Rs. a. p. 592 8 0	Rs. a. p. 1,350- 0 0	Rs. a. p. 120 0 0	Rs. a. p. 3,995 8 0

(5) **Cost of Single Operation.**—The cost of each successful vaccine operation including all charges was Rs. 1-14-1 as against Rs. 2-10-8 in the preceding year; if the amount of Rs. 3,995-8-0 realised by the sale of Lymph, by fees for private vaccination, etc., is deducted from the total expenditure, the cost works out at Rs. 1-11-6 as against Rs. 2-4-10 of the previous year. If calculated on the total number of vaccine operations, the cost of each operation after deducting the proceeds from the sale of Lymph, from private vaccination, etc., comes to Rs. 0-15-6 against Rs. 0-3-8 for the preceding year.

(6) **Postponement Certificates.**—During the year under report 293 certificates of postponement were granted.

(7) **Prosecution.**—There were no cases of prosecutions instituted for failure to bring infants for vaccination or for failure to present them for inspection seven days after the operation.

(8) **III-Effects from Vaccination.**—No serious ill-effects following vaccination were observed or reported during the year under report.

(9) **Instructions to Students.**—During the year under report, 224 civil medical pupils and 56 other private students from the City and Mofussil attended the different Public Vaccination Stations for instructions in vaccination.

(10) **Vaccination of Pilgrims.**—The number of pilgrims who left Bombay for the "Haj" during the year was 4,137; out of these 2,561 or 61.90 per cent. were vaccinated in Bombay before embarkation.

The following table shows the number of males and females and the number of primary and re-vaccinations performed amongst the pilgrims by the special staff engaged for the work:—

	Males.	Females.	Total.
Primary Vaccinations	2	Nil.	2
Re-Vaccinations	1,642	917	2,559
Total	1,644	917	2,561

(11) Vaccine Lymph used was obtained from the Director, Vaccine Institute at Be gaum and the same was promptly and regularly supplied by him.

(12) As per instructions received from the Executive Health Officer during the recent years, the arms of children and other vaccinated persons were cleaned with acetone prior to vaccination.

B. H. MADAN,
M.B.B.S. (BOM.), D.P.H. (LONDON),
Superintendent of Vaccination.

77

POPULATION BY SECTIONS.

Ward.	Section.	Population.					
		By the Census of 1921.			By the Census of 1931.		
		Males.	Females.	Total.	Males.	Females.	Total.
	Upper Colaba	2,813	984	3,747	288	148	436
	Middle and Lower Colaba	13,758	6,290	20,048	13,628	6,826	19,954
A	Fort, South	3,469	684	4,153	2,854	641	3,495
	Fort, North	13,642	11,279	30,021	16,823	9,009	25,832
	Esplanade	11,591	3,980	15,571	9,814	4,489	14,303
B	Mandvi	25,789	12,823	38,612	27,050	14,656	41,706
	Chukka	16,533	6,463	22,996	12,081	6,006	18,087
	Umerkhadi	29,635	17,583	47,218	25,588	16,006	41,594
	Dongri	12,596	8,153	20,749	8,101	4,927	13,028
	Market	27,008	8,072	35,080	26,952	11,699	38,651
	Dhobi Talao	27,873	14,298	42,171	27,568	16,804	44,872
C	Fanaswadi	19,732	10,373	30,105	19,722	12,335	32,077
	Bhuleshwar	23,744	10,878	34,622	23,097	12,009	35,106
	Khara Talao	16,038	7,887	23,925	14,998	8,245	23,243
D	Kumbharwada	21,726	10,755	32,481	19,815	12,212	32,027
	Khetwadi	24,481	15,134	39,615	24,350	14,957	39,307
	Girgaum	22,333	13,670	36,003	24,369	14,417	38,786
	Chowpati	8,870	5,390	14,260	10,091	6,106	16,197
	Walkeshwar	11,502	6,609	18,111	14,523	8,211	22,734
	Mahalakshmi	24,197	13,843	38,040	22,943	13,621	36,569
	Mazagon	23,130	13,643	36,773	28,414	14,739	43,153
	Tarwadi	26,724	13,993	40,717	24,678	15,660	40,338
E	2nd Nagpada	14,583	8,520	23,103	13,338	7,694	21,032
	Kamathipura	27,369	17,216	44,585	23,488	14,083	37,571
	Tardeo	19,050	12,336	31,986	19,200	12,548	31,748
	Byculla	58,370	32,970	91,340	59,098	32,887	91,985
	1st Nagpada	5,131	2,514	7,645	4,672	2,531	7,223
	Parel	38,164	22,032	60,196	40,407	23,153	63,560
F	Sewri	17,126	11,519	28,645	17,376	9,380	26,756
	Sion	34,507	21,937	56,444	43,167	26,031	69,198
G	Mahim	29,425	18,705	48,130	30,048	19,196	49,244
	Worli	78,444	41,346	119,790	73,644	40,887	114,531
Harbour, Docks, Railways and Unknown		35,379	2,753	38,132	25,241	2,349	27,590
Total		771,332	404,582	1,175,914	747,381	414,002	1,161,383

TABLE showing the Area, Density of Population, the number of Births, the Birth-rate and Deaths under one year per 1,000 Births by Sections in 1931.

1 Ward.	2 SECTIONS.	3 Area in Acres.	4 Average Population per Acre calculated on the Census Population of 1931.	5 Number of Births registered.			6 Number of Births per 1,000 of Population.	7 Mean ratio of Births per 1,000 of Population during the preceding 5 years.	8 Deaths under 1 year per 1,000 Births.
				Males.	Females.	Total.			
A	Upper Colaba	163	3	57	41	98	20.3	23.6	142
	Middle and Lower Colaba	527	38	214	207	421			214
	Fort, Southern	133	26	37	35	72	20.6	12.2	159
	Fort, Northern	159	162	410	392	802	31.0	21.8	198
	Esplanade	787	18	253	268	521	36.4	30.7	159
B	Mandvi	187	223	413	417	830	19.9	14.2	288
	Chunla	47	388	271	258	529	29.3	22.6	229
	Umarchadi	101	413	787	730	1,517	36.5	29.3	208
	Dongri	302	48	259	254	513	39.4	24.4	240
C	Market	85	453	435	417	852	22.0	17.1	246
	Dhobi Talao	208	213	630	600	1,230	27.7	21.2	266
	Fanaswadi	99	321	483	434	917	28.6	23.3	239
	Bhuleshwar	78	478	518	482	1,000	28.5	20.0	268
	Khara Talao	41	565	354	332	686	29.5	25.2	205
	Kumbharwada	44	727	357	392	749	23.4	19.9	275
D	Khetwadi	155	254	661	632	1,293	32.9	25.3	189
	Girgaum	112	545	676	614	1,290	33.2	24.3	207
	Chowpati	109	149	300	302	602	37.2	26.5	128
	Walkeshwar	590	39	243	252	495	21.8	18.4	160
	Mahalakshmi	659	56	597	456	963	26.8	20.7	245
E	Mazagon	1,075	40	494	484	978	22.6	18.6	282
	Tarwadi	499	81	748	759	1,507	37.4	28.2	281
	2nd Nagpada	93	636	244	234	478	22.3	22.6	276
	Kamathipura	62	602	483	500	983	26.2	20.5	293
	Tardeo	150	212	631	555	1,186	37.4	22.8	193
	Byculla	568	162	1,095	1,060	2,155	23.4	18.4	366
	1st Nagpada	29	246	122	116	238	32.9	26.7	168
F	Parel	561	113	1,080	945	2,025	31.9	26.2	213
	Sewri	578	46	382	314	696	26.0	20.9	306
	Sion	3,559	19	1,171	1,153	2,324	33.6	26.6	266
G	Mahim	1,511	33	1,002	931	1,933	39.2	30.6	238
	Worli	2,273	50	1,936	1,905	3,841	33.5	25.0	245
	Harbour, Docks, Railways and Unknown								
	Total	15,480	75	17,253	16,471	33,724	29.0	22.5	245

TABLE of Population and Births by Communities or Castes in 1934.

Race or Caste.	Population.		Births.				
	By the Census of 1921.	By the Census of 1931.	Registered in 1934.			Number per 1,000.	
			Males.	Females	Total.	1934.	1933.
Jains	23,884	12,424	377	348	725	27.2	25.1
Brahmins	72,400	75,966	1,321	1,171	2,492		
Lingaits	866	347	152	151	303		
Bhatias	9,015	5,895	117	133	250		
Banias	58,824	50,822	659	612	1,271		
Hindus of other Castes	560,951	553,580	7,142	6,844	13,986		
Hindus, Low Caste	135,634	103,251	2,416	2,315	4,731	45.8	42.4
Mussalmans	184,685	209,246	2,942	2,783	5,725	27.4	24.6
Parsees	52,234	57,765	542	570	1,112	19.2	18.9
Jews	7,548	8,621	158	182	340	39.4	34.3
Indian Christians	48,719	64,269	1,242	1,211	2,453	38.2	33.6
Anglo-Indians	4,724	7,039	87	72	159	22.6	17.7
Europeans	14,726	9,420	78	62	140	14.9	13.9
Buddhists	1,645	1,630	17	14	31	19.0	12.3
Other and Unknown Castes ..	59	1,108	3	3	6	5.4	8.1
Total ...	1,175,914	1,161,383	17,253	16,471	33,724	29.0	26.6

4
TABLE showing Cases of Infectious Diseases notified from all sources during the year 1934.

Ward	Sections	Total Number of Cases notified in each Section.													Total.		
		Cholera.	Small-pox.	Plague.	Enteric Fever.	Diphtheria.	Typhus.	Relapsing Fever.	Puerperal Fever.	Tuberculosis.	Leprosy.	Influenzal Pneumonia.	Cerebral Spinal Meningitis.	Scarlet Fever.			
A	Upper Colaba ..				2	2											6
	Middle and Lower Colaba ..		40		7	1											68
	Fort, Southern ..				2												4
B	Fort, Northern ..	1	7		12	5											68
	Esplanade ..		6		6	1											97
	Mandvi ..	2	15		9	3											97
	Chuckla ..		10		3	1											50
C	Umarkhadi ..		16		8	3											188
	Dongri ..		2		2												37
	Market ..		9		21	7											72
	Dhobi Talao ..		45	2	17	10											182
	Fanaswadi ..	2	21		7	1											65
D	Bhuleshwar ..	1	3		5	3											84
	Khara Talao ..		2		4	1											62
	Kumbharwada ..		6		3												66
	Khetwadi ..	1	2		21	2											130
	Girgaum ..		11		22	5											119
	Chowpati ..		4		8	3											54
E	Walkeshwar ..	1	15		9												54
	Mahalakshmi ..		7	1	2												115
	Mazagon ..		2		3	4											80
	Tarwadi ..		4		15	9											244
	2nd Nagpada ..		2		5	2											63
	Kamathipura ..	2	2	3	1	2											183
	Tardeo ..		2		5	4											76
F	Byculla ..	5	20	1	19												299
	1st Nagpada ..		1		1												25
	Parel ..	1	2	1	19	6											126
	Sewri ..		2		7	3											30
G	Sion ..	2	4		34	6											145
	Mahim ..		9	2	37	2											114
	Worli ..	2	12	26	25	5											186
Harbour, Docks, Railways and Unknown ..																	
Total ...		20	283	37	341	120				80	2,171	8	45	83	2	3,190	

TABLE of Cases treated at all the Municipal Dispensaries during 1934.

Description of Disease or Injury.	January.	February.	March.	April.	May.	June.	July.	August.	September.	October.	November.	December.	Total.
Measles	1	6	5	4	2	3	21
Whooping Cough	2	3	3	9	7	2	8	16	5	9	13	7	84
Dengue
Influenza	200	291	470	356	326	313	752	1,473	1,282	697	438	359	6,957
Dysentery	78	67	104	139	128	102	185	275	177	115	94	88	1,552
Diarrhoea	174	123	163	227	215	163	461	405	191	165	168	179	2,634
Malarial Fever	131	127	123	58	77	89	153	158	154	389	236	127	1,822
Fever not defined	823	1,045	1,435	1,211	1,394	959	1,504	1,793	1,705	2,095	1,474	1,024	16,462
Bronchitis	368	303	247	199	149	104	168	188	180	156	138	113	2,313
Pneumonia	18	33	45	60	49	42	67	82	49	44	46	29	564
Diseases of the teeth	209	232	254	242	291	247	206	231	218	268	222	221	2,841
Ophthalmia	72	76	97	137	127	88	77	99	105	109	86	107	1,180
Corneal Ulcer	12	21	12	20	...	1	27	15	11	7	27	13	166
Ringworm	144	162	222	296	333	281	378	433	364	392	333	265	3,598
Scabies	810	640	734	632	758	462	760	846	811	804	777	719	8,753
Worms	178	247	240	311	329	210	322	371	297	264	344	345	3,453
All other Diseases and Injuries	3,655	3,958	4,407	4,688	5,240	4,465	6,057	6,021	6,579	6,320	4,735	4,733	59,858
Total New Cases	6,870	7,334	8,561	8,589	9,423	7,528	11,122	12,406	11,128	11,834	9,131	8,332	1,12,258

* Including 3,701 cases treated at the Maratha Hospital, Out-door Department.

Note :—This Table does not include the number of patients treated at the two Dispensaries for Tuberculosis (see page 21) and at those for Women and Children (see page 37).

TABLE of DEATHS from all Causes by Sections and Age-periods in 1934.

1	2	3	4	5	6	7	8	9	10	11	12	13	14			15	16	
													Total Deaths.				Number of Deaths among Males to 100 Deaths among Females.	Ratio of Deaths per 1,000 of Population.
													Males.	Females.	Persons.	1934.		Mean during the previous 5 years.
Wards.	SECTIONS.	Under 1 year.	1 to 5 years.	5 to 10 years.	10 to 15 years.	15 to 20 years.	20 to 30 years.	30 to 40 years.	40 to 50 years.	50 to 60 years.	60 years and upwards.	Age Un-specified.						
A	Upper Colaba	14	5	2	...	1	4	5	3	2	6	...	25	17	42	147	17.9	...
	Middle and Lower Colaba	90	51	12	5	8	34	23	33	32	36	...	185	139	324	133
	Fort, Southern	11	2	2	3	2	1	2	1	...	16	8	24	200	6.8	8.9
	Fort, Northern Esplanade	159	68	7	7	17	47	48	47	40	63	...	272	231	503	118	19.4	18.3
B	Mandvi	83	41	5	2	8	51	49	54	39	40	...	242	130	372	186	26.0	19.7
	Chukla	239	140	19	10	15	67	68	52	37	68	...	376	339	715	111	17.1	15.9
	Umarkhadi	121	63	9	10	11	31	37	43	30	54	...	231	178	409	130	22.6	19.5
	Dongri	308	172	18	25	40	129	128	87	66	152	...	609	514	1,123	118	26.9	27.1
C	Market	123	72	12	1	10	23	37	25	22	35	...	196	164	360	119	27.6	19.3
	Dhobi Talao	210	106	16	10	20	69	56	50	43	71	...	400	251	651	159	16.8	14.8
	Fanaswadi	327	171	23	15	29	85	83	75	71	151	...	563	470	1,033	120	23.2	19.3
	Bhuleswar	219	127	26	17	18	53	50	44	47	98	...	372	327	699	114	21.7	17.3
	Khara Talao	268	123	16	15	19	86	80	75	68	107	...	488	369	857	132	24.4	22.5
	Kumbharwada	141	82	16	13	23	59	57	44	43	78	...	297	259	556	115	23.9	22.2
D	Mahalakshmi	206	121	17	10	24	83	62	45	45	78	...	366	325	691	113	21.6	20.4
	Khetwadi	245	121	21	10	15	99	84	64	70	123	...	480	374	854	128	21.7	20.3
	Girgaum	267	119	31	16	18	76	56	64	60	74	...	390	391	781	100	20.1	19.3
	Chowpati	77	46	12	2	10	41	30	25	29	52	...	172	152	324	113	20.0	18.1
	Walakeswar	79	38	6	2	12	29	29	28	26	67	...	168	148	316	113	18.8	12.1
E	Masagon	236	127	13	6	22	89	60	52	62	138	...	434	371	805	117	22.0	18.2
	Tarwadi	276	171	11	8	18	75	95	58	55	118	...	472	413	885	114	20.5	19.1
	2nd Nagpada	348	221	26	13	37	107	107	103	87	145	...	652	547	1,199	119	29.7	23.9
	Kamathipura	133	63	7	11	17	58	72	37	32	86	...	275	242	517	114	24.5	26.0
	Tardeo	268	184	25	14	22	121	118	80	61	166	...	579	495	1,074	117	28.5	25.4
	Byculla	229	145	22	12	29	89	68	62	59	105	...	438	382	820	116	25.8	25.5
F	1st Nagpada	788	376	56	36	65	248	231	166	174	325	1	1,330	1,136	2,466	117	26.8	24.8
	Parel	40	18	2	5	5	17	14	10	13	13	...	87	50	137	174	18.9	19.5
	Sewri	432	202	35	18	32	167	157	111	97	171	1	812	611	1,423	133	22.3	19.9
G	Sion	213	145	22	12	17	64	70	48	42	104	...	389	348	737	112	27.5	22.1
	Mahim	618	395	51	27	62	176	177	126	116	232	...	1,040	925	1,965	112	28.3	23.5
	Worli	461	205	40	22	23	136	117	95	58	167	...	687	637	1,324	108	26.8	24.4
Harbour, Docks, Railways and Unknown		940	601	67	36	76	299	251	188	141	337	...	1,569	1,367	2,936	115	25.6	23.2
Total		64	16	12	10	14	96	112	50	41	33	...	304	144	448	211	16.2	18.5
Total		8,253	4,540	657	400	729	2,811	2,627	2,050	1,804	3,497	2	14,916	12,454	27,370	120	23.6	21.2

7
TABLE of DEATHS by caste and Age in the year 1934.

CASTE. V	Under 7 days.		1 to 4 weeks.		1 weeks to 6 months.		6 to 12 months.		1 to 2 years.		2 to 5 years.		5 to 10 years.		10 to 15 years.		15 to 20 years.		20 to 30 years.		30 to 40 years.		40 to 50 years.		50 to 60 years.		60 years and over.		Age unspecified.			All ages.			
	Male.	Female.	Male.	Female.	Male.	Female.	Male.	Female.	Male.	Female.	Male.	Female.	Male.	Female.	Male.	Female.	Male.	Female.	Male.	Female.	Male.	Female.	Male.	Female.	Male.	Female.	Male.	Female.	Male.	Female.	Male.	Female.	Males.	Females.	Persons.
Jains	15	18	15	4	32	22	48	50	41	37	18	15	5	4	5	4	11	7	34	25	26	14	27	12	32	7	24	17	328	236	564		
Brahmins	59	39	39	31	73	77	112	119	94	89	34	54	17	24	7	9	21	29	91	97	78	53	78	33	71	88	107	72	871	764	1,635		
Lingayats	13	13	14	4	30	17	19	14	11	21	16	10	...	6	1	2	3	6	13	22	14	7	6	8	4	2	25	12	169	144	313		
Bhatias	3	3	3	2	5	4	5	4	6	10	5	1	2	3	1	5	6	7	4	9	5	3	8	3	16	20	69	74	143		
Banias	32	23	24	15	24	35	54	48	38	45	17	13	10	7	5	8	4	14	26	36	30	24	32	18	37	8	38	35	371	329	700		
Hindoo (Other Castes).	514	389	384	293	477	402	633	526	566	563	394	382	158	175	85	100	161	160	674	652	862	421	650	279	538	246	681	693	1	...	6,783	5,280	12,063		
Hindoo (Low Castes)..	159	104	120	115	184	176	292	225	305	306	251	275	44	48	23	14	29	45	112	184	143	128	100	76	77	71	160	205	1,999	1,972	3,971		
Mussalmans	169	125	112	97	200	186	239	191	168	209	157	124	44	63	35	73	68	111	276	370	347	257	349	151	301	107	465	325	2,930	2,389	5,319		
Parsies	13	9	8	5	11	18	17	25	10	14	6	10	10	4	4	4	5	5	18	30	17	36	30	33	80	48	199	186	428	427	855		
Jews	3	3	7	3	8	5	5	1	5	7	6	3	1	5	2	...	1	4	5	4	6	2	2	7	8	4	13	12	72	60	132		
Indian Christians ..	45	43	77	61	97	130	52	68	61	61	89	39	11	11	6	9	16	21	55	61	75	58	91	31	66	27	70	77	761	697	1,458		
Anglo-Indians	1	4	1	4	1	4	8	1	5	3	3	5	1	2	3	1	5	5	4	4	4	7	11	1	10	6	57	47	104		
Europeans	2	...	1	...	3	...	2	...	1	...	1	...	2	1	...	1	...	5	2	13	1	6	1	16	11	54	15	69		
Negro-Africans	1	1	...	10	4	14
Buddhists	1	...	1	...	1	1	1	...	13	16	29
Other and Unknown Castes.	10	10	1
Total { Male ...	1,038	...	867	...	1,145	...	1,491	...	1,301	...	942	...	305	...	177	...	320	...	1,318	...	1,612	...	1,391	...	1,241	...	1,828	...	2	...	14,918	...	27,370		
Female ...	789	...	633	...	1,077	...	1,273	...	1,365	...	932	...	352	...	223	...	409	...	1,393	...	1,015	...	859	...	563	...	1,671	12,454		

Table No. 8
The deaths by Age and Month in 1934.

Age.	January.	February.	March.	April.	May.	June.	July.	August.	September.	October.	November.	December.	Total.
Under 7 days ...	178	149	138	114	117	115	164	175	175	182	157	163	1,817
1 to 4 weeks ...	144	111	126	100	71	78	101	162	120	149	138	140	1,440
4 weeks to 6 months ...	191	160	203	200	166	142	229	269	179	157	154	172	2,222
6 months to 12 months ...	135	141	203	229	240	231	328	412	291	221	171	167	2,764
1 to 2 years ...	176	151	289	256	200	176	240	334	271	210	206	207	2,666
2 to 5 " ...	115	125	153	194	157	102	138	223	195	165	158	149	1,874
5 to 10 " ...	50	53	60	65	60	46	30	63	47	63	44	76	657
10 to 15 " ...	30	37	30	31	26	27	26	37	39	43	34	40	400
15 to 20 " ...	56	72	51	65	51	55	41	75	58	69	65	71	729
20 to 30 " ...	219	245	233	243	235	199	223	239	253	302	214	206	2,811
30 to 40 " ...	269	242	222	221	194	173	193	231	224	229	223	206	2,627
40 to 50 " ...	150	155	169	195	162	143	162	168	187	195	187	177	2,050
50 to 60 " ...	153	140	164	145	140	114	126	161	184	186	137	153	1,804
60 and over ...	292	319	290	288	250	216	226	297	356	338	316	309	3,497
Ages Unspecified ...	1	1	2
Total ...	2,159	2,100	2,281	2,347	2,070	1,817	2,222	2,846	2,579	2,509	2,204	2,236	27,370

TABLE of DEATHS by Sections and Months in 1934.

Wards.	SECTIONS.	MONTHS.-												TOTAL.
		January.	February.	March.	April.	May.	June.	July.	August.	September.	October.	November.	December.	
A	Upper Colaba	4	2	1	2	6	7	3	2	4	2	7	2	42
	Middle and Lower Colaba	25	28	22	34	29	25	24	32	29	29	22	25	324
	Fort, Southern	2	1	2	1	4	1	1	4	2	5	..	1	24
	Fort, Northern	41	48	36	46	40	21	38	63	36	58	36	40	502
	Esplanade	35	42	26	27	20	21	24	32	42	44	25	34	372
B	Mandvi	47	66	71	54	61	50	58	73	65	61	50	59	715
	Chukla	36	37	40	47	34	35	31	36	25	28	33	27	409
	Umarchadi	106	82	84	100	108	64	89	113	110	103	87	77	1,123
	Dongri	18	29	33	28	32	21	26	41	32	42	32	26	360
C	Market	50	59	57	55	40	55	60	64	43	54	60	54	651
	Dhobi Talao	67	89	85	96	89	92	102	109	84	71	72	77	1,033
	Fanaswadi	58	57	77	59	47	41	50	81	68	54	49	58	699
	Bhuleshwar	70	59	82	74	74	60	65	68	60	87	83	55	857
	Khara Talao	49	34	52	39	51	58	50	43	42	46	46	46	556
	Kumbharwada	64	52	58	54	61	60	54	61	65	57	49	56	691
	Khetwadi	53	71	82	90	56	56	84	75	68	84	80	55	854
	Girgaum	57	53	63	66	63	59	71	65	74	51	76	83	781
D	Chowpati	36	29	24	26	23	18	27	27	29	37	24	24	324
	Walkeshwar	22	26	33	37	20	18	25	30	26	33	26	20	316
	Mahalakshmi	65	77	69	76	67	49	71	73	67	61	56	74	805
	Mazagon	71	73	88	73	51	54	62	64	93	84	70	82	885
	Tarwadi	95	83	96	86	83	75	100	129	115	145	80	112	1,199
E	Second Nagpada	31	41	43	54	36	38	33	61	46	48	46	40	517
	Kamathipura	104	82	109	93	77	55	96	112	89	85	87	85	1,074
	Tardeo	80	85	70	68	65	38	67	61	83	69	58	76	820
	Byculla	192	179	199	217	183	160	186	262	262	234	203	189	2,466
F	First Nagpada	9	16	15	11	14	10	9	14	9	11	9	10	127
	Parel	129	93	107	118	91	91	104	135	132	170	136	117	1,423
	Sewri	44	58	55	64	59	39	63	100	58	62	63	72	737
	Sion	130	120	135	163	147	150	171	250	226	168	144	171	1,965
	Mahim	102	95	111	126	83	89	100	143	148	119	100	108	1,324
G	Worli	228	188	219	218	220	167	247	363	286	290	266	244	2,936
	Harbour, Docks, Railways and Unknown	39	46	37	45	36	40	31	40	41	27	29	37	448
	Total ..	2,159	2,100	2,281	2,347	2,070	1,817	2,222	2,846	2,579	2,509	2,204	2,236	27,370

TABLE of DEATHS by Cause

Wards.	SECTIONS.	1	2	3	4	5	6	7	8	9	10	11	12	13	14	15	16	17	18	19	20	21
		Enteric Fever (1).	Small-pox (5).	Measles (7).	Scarlet Fever (8).	Whooping Cough (9).	Diphtheria and Group (10).	Influenza (11).	Faccephalitis Lethargica (23).	Meningococcal Meningitis (24).	Tuberculosis of Respiratory System (31).	Other Tuberculous Diseases (32-37).	Cancer, Malignant Disease (43-49).	Rheumatic Fever (51).	Diabetes (57).	Cerebral Haemorrhage (74, 75a).	Heart Disease (87-90).	Arterio-Sclerosis (91b).	Bronchitis (99).	Pneumonia (all forms) (100-101).	Other Respiratory Diseases (97, 98, 102-107).	Ulcer of Stomach or Duodenum (111).
A	Upper Colaba ...	1	3	1	8	3	...
	Middle and Lower Colaba.	5	15	16	1	4	2	2	6	11	1	2	97	32	...
	Fort, Southern ...	1	1	7
	Fort, Northern ...	7	8	4	3	4	...	1	27	6	11	...	3	7	5	...	5	173	19	...
	Esplanade ...	3	1	4	2	...	3	48	3	5	1	1	3	11	...	5	97	16	1
B	Mandvi ...	8	7	3	1	2	...	5	43	6	2	...	4	3	5	...	9	303	31	...
	Chukla ...	1	3	2	3	26	1	8	...	4	4	6	...	7	136	26	1
	Umgrkhadi ...	7	6	4	1	1	...	3	117	17	8	1	3	12	11	1	14	316	76	...
	Dongri ...	1	2	3	1	1	25	3	3	...	1	1	6	...	3	136	22	...
C	Market ...	16	6	1	4	4	1	6	16	7	10	...	6	2	8	...	19	229	22	1
	Dhobi Talao ...	13	28	10	8	8	3	3	78	15	11	1	7	23	14	...	13	290	55	1
	Fanaawadi ...	6	14	6	8	...	2	25	2	10	...	5	15	6	...	13	209	28	1
	Bhuleshwar ...	2	8	2	1	3	...	2	49	15	9	...	2	8	6	...	39	248	47	1
	Khara Talao ...	2	1	3	2	...	3	41	7	6	...	2	8	5	...	9	186	40	1
	Kumbharwada ...	3	4	3	1	...	1	39	6	3	1	...	2	3	...	19	257	65	...
	Khetwadi ...	12	2	7	2	...	4	77	7	18	3	7	15	11	2	34	198	24	...
	Girgaum ...	15	7	14	4	9	1	1	57	11	10	3	8	10	18	...	33	190	11	1
D	Chowpati ...	3	4	1	1	3	...	3	30	6	8	3	4	6	14	...	11	55	10	2
	Walkeshwar ...	4	10	1	...	1	...	1	20	1	9	1	5	7	7	...	9	69	11	...
	Mahalakshmi ...	1	7	8	...	1	1	6	1	2	76	7	7	5	5	14	19	...	36	191	29	...
	Masagon ...	3	1	2	5	1	2	53	4	4	2	5	...	27	328	47	...
	Tarwadi ...	10	1	2	...	1	2	4	...	2	79	9	13	...	3	8	7	...	35	399	52	1
	2nd Nagpada ...	4	2	1	2	46	3	5	4	2	...	9	177	65	...
	Kamathipura ...	1	1	5	2	1	...	1	143	18	8	1	1	1	3	...	69	249	50	1
E	Tardeo ...	4	1	8	1	6	...	1	41	5	6	1	4	13	7	...	20	219	46	1
	Byonlla ...	14	4	20	...	1	2	4	2	4	151	14	17	...	3	15	16	...	151	609	158	1
	1st Nagpada	2	11	...	1	...	1	1	1	...	3	47	12	...
	Parel ...	9	2	1	...	1	1	4	4	...	59	19	12	2	3	7	9	...	9	494	57	1
	Sewri ...	4	2	1	2	...	1	11	3	1	1	274	27	...
F	Ston ...	24	...	2	...	2	2	3	4	2	52	16	15	2	3	16	15	1	22	697	53	...
	Mahim ...	22	2	7	...	2	...	7	40	6	7	2	2	12	6	1	13	419	51	2
	Worli ...	13	12	35	2	4	2	3	62	7	14	2	1	16	18	...	80	734	90	2
G	Harbour, Docks, Railways and Unknown.	22	1	3	1	...	5	55	15	15	1	2	3	8	...	5	42	8	4
	TOTAL	240	152	161	...	9	36	98	19	66	1,616	240	259	32	92	246	233	8	725	8,078	1,253	23

* The Classification Numbers are the same and have the same application as those used in the Short List of causes of death.

nd Sections in 1934.

22	23	24	25	26	27	28	29	30	31											32	TOTAL
									OTHER DEFINED DISEASES.												
									A	B	C	CC	D	E	F	G	H	K	Causes ill-defined or unknown (304-306)		
Plague (17)	Kala-Azar (24A)	Malaria (5a & b)	Ague and Remittent Fever (5c)	Relapsing Fever (5)	Fever not defined (205-2a)	Cholera (14)	Dysentery (16)	Leprosy (20)	Other Defined Diseases.	Still-born.											
1	..	1	1	12	1	..	1	..	9	..	8	42
13	3	..	4	..	2	40	4	0	1	..	7	..	52	8	87	324
3	5	..	1	1	3	2	2	24
17	1	4	8	2	1	58	5	7	3	..	7	..	7	..	94	11	58	503
3	..	1	4	..	2	43	3	16	1	1	..	4	..	5	3	62	20	45	372
12	..	4	6	1	5	63	2	22	6	6	..	3	..	6	..	129	18	49	715
9	2	..	3	1	2	25	2	6	1	2	..	3	..	3	..	114	8	31	409
34	..	3	10	10	4	125	7	14	2	7	..	1	..	20	..	273	15	108	1,123
11	1	..	1	45	2	10	3	4	..	1	..	5	..	61	3	32	360
25	3	4	8	2	3	53	6	12	2	8	..	4	..	5	..	145	13	41	651
43	..	2	22	6	4	100	4	15	1	..	4	11	..	5	..	241	19	87	1,033
21	2	3	10	1	7	63	1	9	4	24	..	3	1	9	..	178	12	70	699
10	2	6	2	1	7	84	8	17	1	52	..	3	1	4	..	209	18	78	857
10	1	3	7	2	3	42	1	8	2	14	..	3	..	5	..	124	15	45	556
13	..	2	1	2	4	61	7	20	3	11	..	1	..	6	..	145	8	66	691
36	2	9	18	1	9	94	4	13	1	13	..	7	..	13	..	185	26	86	854
25	2	4	9	1	6	101	4	18	1	..	3	21	..	9	..	7	..	153	14	85	781
7	..	5	3	2	1	31	2	10	3	3	..	3	..	1	..	74	15	27	324
8	..	1	6	2	4	34	..	8	2	3	..	4	1	5	..	71	11	37	316
31	..	1	12	2	5	111	3	18	1	..	1	8	..	7	..	6	..	173	10	69	805
29	1	1	4	4	3	127	1	22	2	53	..	3	..	6	..	125	20	84	885
26	1	1	11	4	4	167	4	27	4	69	..	3	..	13	..	212	25	102	1,199
13	1	1	5	..	3	43	1	14	1	32	2	..	74	7	55	517
35	..	4	3	2	4	116	3	11	3	..	3	68	..	4	2	15	..	232	19	56	1,074
36	2	5	9	6	4	93	2	15	2	47	..	5	..	4	..	208	6	67	820
113	1	7	14	11	12	213	6	34	14	158	..	9	3	25	3	440	17	169	2,466
2	..	1	..	1	1	10	..	5	2	7	2	..	20	7	19	137
52	1	1	6	1	17	207	4	15	12	81	..	7	1	26	1	272	18	129	1,423
26	2	3	4	98	..	18	2	90	..	2	..	9	..	148	8	45	737
105	..	6	15	8	16	243	3	31	5	138	..	38	1	30	45	303	49	144	1,965
58	1	10	11	2	6	230	3	21	2	..	1	20	..	7	..	28	..	293	20	137	1,324
115	..	20	10	8	12	430	8	64	23	..	10	444	..	10	2	38	..	606	40	252	2,936
16	4	3	8	2	0	30	5	67	4	4	1	4	..	84	17	45	448
959	30	113	227	86	165	3,397	105	575	31	..	101	1,397	..	167	13	322	52	5,512	504	2,365	27,370

adopted by the Registrar-General and the Local Government Board. The Numbers following the causes of death are the corresponding Numbers in the Detailed List.

COMPARATIVE TABLE of BIRTHS and DEATHS from some of the PRINCIPAL CAUSES during 1934 and the preceding 10 years.

YEAR.	Births (excluding still-births.)		Total Deaths.		Plague.		Small-pox.		Measles.		Cholera.		Influenza.		Enteric Fever.		Malaria.		Ague and Remittent Fever.		Tuberculosis.		Diarrhoea, Enteritis and Dysentery.		Respiratory Diseases.		Deaths under 1 year.		Deaths of Children (1 to 5 years.)		Still-born.
	No. Registered.	Rate per 1,000.	No. Registered.	Rate per 1,000.	No. Registered.	Rate per 1,000.	No. Registered.	Rate per 1,000.	No. Registered.	Rate per 1,000.	No. Registered.	Rate per 1,000.	No. Registered.	Rate per 1,000.	No. Registered.	Rate per 1,000.	No. Registered.	Rate per 1,000.	No. Registered.	Rate per 1,000.	No. Registered.	Rate per 1,000.	No. Registered.	Rate per 1,000.	No. Registered.	Rate per 1,000.	No. Registered.	Rate per 1,000.	No. Registered.	Rate per 1,000.	
1924	21,838	17.6	38,774	31.3	409	0.3	1,242	1.0	199	0.2	34	0.0	118	0.1	172	0.1	488	0.4	2,679	2.2	1,568	1.3	3,569	2.9	14,410	11.6	9,156	419.3	6,019	15.3	1,821
1925	20,268	16.1	31,968	26.4	174	0.1	570	0.4	152	0.1	12	0.0	94	0.1	156	0.1	581	0.5	2,337	1.8	1,404	1.1	2,504	2.0	12,151	9.6	7,212	355.8	4,994	15.6	1,716
1926	20,068	16.5	31,991	25.0	56	0.0	480	0.4	136	0.1	5	0.0	90	0.1	135	0.1	635	0.5	2,004	1.6	1,755	1.4	2,332	1.8	11,901	9.3	8,200	369.2	5,343	16.7	1,676
1927	21,685	16.7	27,633	21.8	207	0.2	842	0.6	96	0.1	32	0.1	79	0.1	146	0.1	365	0.2	1,633	1.2	1,748	1.3	1,483	1.1	9,949	7.6	6,857	316.2	4,275	15.5	1,780
1928	24,017	18.5	27,312	21.0	257	0.2	597	0.4	86	0.1	34	0.0	79	0.1	187	0.1	295	0.2	1,431	1.1	1,764	1.3	1,167	0.9	10,468	8.1	7,468	310.9	4,060	14.7	1,826
1929	24,220	18.6	26,555	20.4	29	0.0	1,135	0.9	113	0.1	8	0.0	63	0.0	170	0.1	216	0.2	1,540	1.2	1,520	1.2	1,226	0.9	9,550	7.4	7,225	298.3	4,607	17.4	1,860
1930	25,329	19.5	27,552	21.2	29	0.0	1,677	1.3	135	0.1	40	0.0	75	0.1	188	0.1	195	0.2	1,541	1.2	1,450	1.1	1,470	1.1	9,703	7.5	7,506	296.3	5,090	18.5	2,013
1931	27,204	23.4	25,105	21.6	24	0.0	31	0.0	45	0.0	30	0.1	130	0.1	186	0.2	131	0.1	1,398	1.2	1,566	1.3	1,295	1.1	9,096	7.8	7,401	272.0	3,920	15.6	2,164
1932	28,894	24.8	22,856	19.7	37	0.0	313	0.2	100	0.1	7	0.0	76	0.1	185	0.2	76	0.0	1,217	1.0	1,389	1.2	968	0.8	8,282	7.1	6,298	218.0	3,855	16.8	2,024
1933	30,926	26.6	27,174	23.4	48	0.0	2,659	2.3	86	0.1	17	0.0	76	0.1	241	0.2	71	0.0	1,192	1.0	1,594	1.4	1,035	0.9	9,102	7.8	8,320	269.0	4,675	17.2	2,338
Average of 1924-1933.	24,419	19.6	28,592	23.0	127	0.1	955	0.8	115	0.0	32	0.0	68	0.0	172	0.1	305	0.2	1,697	1.3	1,576	1.3	1,795	1.4	10,461	8.4	7,564	309.4	4,684	16.3	1,922
Average of 1929-1933.	27,315	22.5	25,848	21.3	38	0.0	1,163	1.0	96	0.0	30	0.0	84	0.0	194	0.1	133	0.1	1,378	1.1	1,504	1.2	1,199	1.0	9,147	7.5	7,350	269.1	4,429	17.1	2,080
1934	33,724	29.0	27,370	23.6	31	0.0	152	0.1	161	0.1	13	0.0	98	0.1	240	0.2	101	0.1	1,397	1.2	1,856	1.6	959	0.8	10,056	8.7	8,253	245.0	4,540	16.6	2,365

Table No. 12.
TABLE of DEATHS by Causes and Months in 1934.

Classification No.	SPECIFIC CAUSES OF DEATH.	January.	February.	March.	April.	May.	June.	July.	August.	September.	October.	November.	December.	TOTAL.
	GENERAL DISEASES.													
	<i>I—Epidemic, Endemic, and Infectious Diseases.</i>													
1	Enteric fever... ..	8	15	20	13	25	16	25	33	35	18	21	11	240
2	Typhus fever..
3	Relapsing fever ("Spirillum Obermeieri")
4	Mediterranean fever
5: a: b	Malaria	5	7	6	9	4	2	4	11	12	18	11	12	101
5: c	Remittent fever	100	92	99	110	105	96	106	148	158	136	128	119	1,397
6	Small-pox	16	22	28	29	13	8	3	4	7	5	3	14	152
7	Measles	14	13	22	17	22	3	5	6	8	11	11	29	161
8	Scarlet fever
9	Whooping cough	1	..	1	3	..	1	1	1	..	1	0
10	Diphtheria	3	4	3	3	2	1	1	1	4	9	1	4	36
11	Influenza	4	5	9	8	7	2	7	16	9	14	10	7	98
12	Miliary fever
13	Mumps	1	2	3
14	Asiatic Cholera	1	5	2	2	1	1	1	13
15	<i>Cholera nostrae</i> *
16	Dysentery	15	16	24	25	19	23	28	68	34	27	24	10	322
17	Plague	4	11	8	3	3	1	1	31
18	Yellow fever
19	Spirochaetosis ictero-haemorrhagica
20	Leprosy	5	4	3	3	..	7	4	3	8	5	6	4	52
21	Erysipelas	1	2	2	1	2	1	1	1	2	2	..	1	16
22: 1	Acute poliomyelitis
22: 2	Acute polioencephalitis	1	1
23	Encephalitis lethargica	1	2	..	1	2	3	5	2	1	2	..	19
24	Meningococcal meningitis	1	11	5	12	11	6	6	4	3	4	2	1	66
25A	Kala Azar
25: b	Other epidemic and endemic diseases	1	..	3	1	..	1	1	3	..	1	11
26	Glanders
27	Anthrax
28	Rabies	2	1	..	2	1	..	2	1	9
29	Tetanus	12	14	7	18	14	11	4	14	8	9	8	10	129
30: 1	Actinomycosis
30: 2: a	Sprue	7	7	6	10	4	1	6	7	4	8	3	5	69

* No deaths are classified under this Head which is applicable only to Great Britain.

Table No. 12—contd.

TABLE of DEATHS by Causes and Months in 1934—contd.

Classification No.	SPECIFIC CAUSES OF DEATH.	January.	February.	March.	April.	May.	June.	July.	August.	September.	October.	November.	December.	TOTAL.
	<i>III—Diseases of the Nervous System and Sense Organs—contd.</i>													
73	Other diseases of the spinal cord	1	..	2	3
74: a: 1	Cerebral Hæmorrhage so returned	12	5	6	6	5	7	8	5	5	8	6	6	89
74: a: 2	Apoplexy (lesion unstated) ..	1	2	5	1	1	1	1	4	3	3	3	5	30
74: b: 1	Cerebral embolism	1	1	1	1	4
74: b: 2	Cerebral thrombosis	1	2	..	3	..	3	3	2	14
75: a	Hemiplegia of unstated origin	10	6	14	6	9	10	8	10	13	10	8	5	109
75: b	Other forms of paralysis of unstated origin	5	7	3	4	2	..	6	7	4	6	4	4	52
76	General paralysis of the insane	1	1
77	Other forms of insanity	1	1	..	2	4
78	Epilepsy	2	3	..	2	2	2	2	2	1	..	16
79	Convulsions (non-puerperal, 5 years and over)	3	1	..	1	1	6
80	Infantile convulsions (under 5 years of age)	50	51	49	50	50	46	51	64	65	60	58	54	648
81	Chorea
82: 1	Hysteria, Neuralgia	1	1	2
82: 2	Neuritis	1	1
83	Cerebral softening
84: 1	Idiocy, Imbecility
84: 2	Cerebral tumour	2	1	1	4
84: 3	Disseminated sclerosis
84: 4	Paralysis agitans	1	1
84: 5	Other diseases of the Nervous System	1	..	1	..	1	1	..	4
85	Diseases of the eye and annexa	1	1
86: 1	Diseases of the mastoid sinus ..	1	..	1	3	..	1	2	1	1	..	10
86: 2	Other diseases of the ear	2	..	1	1	..	1	..	5
	<i>IV—Diseases of the Circulatory System.</i>													
87	Pericarditis	1	..	1	1	1	..	1	5
88: 1—2	Acute endocarditis	5	1	1	1	8
88: 3	Acute myocarditis	1	2	..	3
89	Angina pectoris	6	2	9	4	4	2	3	4	4	10	6	5	59
90 1—4	Valvular Heart Disease	2	8	4	8	10	9	6	5	9	9	4	4	78

Table No. 12—contd.
TABLE of DEATHS by Causes and Months in 1934—contd.

Classification No.	SPECIFIC CAUSES OF DEATH.	January.	February.	March.	April.	May.	June.	July.	August.	September.	October.	November.	December.	TOTAL.
	<i>IV—Diseases of the Circulatory System—contd.</i>													
90:5	Fatty Heart	2	1	2	5
90:6	Dilatation of heart (cause unspecified)	5	3	3	1	2	2	2	2	1	..	2	..	23
90:7	Other or unspecified myocardial disease	2	7	3	2	4	..	2	1	3	5	2	2	33
90:8	Disordered action of the heart	2	..	1	1	4
90:9	Heart disease (unspecified)	9	6	4	6	1	2	1	4	3	2	2	5	45
91:a	Aneurysm of the Arteries	3	2	..	1	4	..	5	6	4	1	2	2	30
91:b:1	Arterio-sclerosis with cerebral vascular lesion	1	1	2
91:b:2	Arterio-sclerosis without record of cerebral vascular lesion	1	1	1	1	4
91:c	Other diseases of the arteries	1	1	2
92	Embolism and Thrombosis (not cerebral)	1	2	5	2	1	6	4	5	5	6	37
93	Diseases of the veins	1	..	1	1	..	2	..	1	6
94	Diseases of the lymphatic system	1	1
95	Hæmorrhage without stated cause	1	2	1	1	1	6
96	Other diseases of the circulatory system,	2	3	1	..	6
	<i>V—Diseases of the Respiratory System.</i>													
97	Diseases of the nasal fossæ and annexa
98	Disease of the larynx	1	1	1	1	1	2	7
99:a	Acute bronchitis	2	1	..	1	..	1	..	1	..	1	1	..	8
99:b	Chronic bronchitis	29	40	40	37	21	16	34	14	26	26	29	25	337
99:c	Bronchitis not defined	25	37	30	28	26	26	30	42	37	31	36	22	360
100	Broncho-pneumonia	316	306	437	469	401	364	513	681	492	418	373	408	5,178
101:a	Lobar Pneumonia	27	28	31	26	26	16	18	11	16	29	19	41	288
101:b	Pneumonia (not otherwise defined)	222	252	247	239	195	176	148	229	250	250	194	210	2,612
102:1	Empyema	1	2	5	2	2	..	3	1	1	2	..	1	20
102:2	Other Pleurisy	2	3	3	2	2	1	4	4	2	..	2	2	27
103	Congestion and hæmorrhagic infarct of lung	4	5	5	4	6	4	6	5	4	4	3	6	56
104	Gangrene of the lung	2	2
105	Asthma	88	94	87	91	90	72	62	90	129	110	94	113	1,120
106	Pulmonary emphysema	2	1	1	4
107	Other diseases of the respiratory system	2	1	3	1	..	1	1	..	3	3	..	2	17

Table No. 12—*contd.*TABLE of DEATHS by Causes and Months in 1934—*contd.*

Classification No.	SPECIFIC CAUSES OF DEATH.	January.	February.	March.	April.	May.	June.	July.	August.	September.	October.	November.	December.	TOTAL.
	<i>VI—Diseases of the Digestive System.</i>													
108:1	Diseases of the teeth and gums	1	1
108:2	Ludwig's angina	1	1	2
108:3	Other diseases of the buccal cavity	1	1	..	2
109:1	Tonsillitis, Adenoid vegetations	1	1	2
109:2	Other diseases of the pharynx	1	1
110	Diseases of the oesophagus	1	1	..	2
111	Ulcer of the stomach or duodenum	2	1	2	2	4	2	2	2	2	2	..	2	23
112	Other diseases of the stomach	3	4	..	1	1	2	2	1	1	1	3	4	23
113, 114	Diarrhoea and enteritis	60	47	68	101	67	69	120	168	99	65	52	43	959
115	Ankylostomiasis
116	Diseases due to other intestinal parasites	1	1	..	3	1	1	1	1	..	1	10
117	Appendicitis	1	3	3	4	1	1	2	3	3	4	3	2	30
118: a	Hernia	2	..	2	2	3	2	4	3	6	3	1	4	32
118: b	Intestinal obstruction	1	8	1	3	5	3	3	7	3	8	1	5	48
119	Other diseases of the intestines	1	1	..	3	4	1	4	2	16
120	Acute yellow atrophy of the liver	2	..	1	1	2	6
121	Hydatid tumour of the liver
122	Cirrhosis of the liver	6	7	13	9	13	11	8	12	8	6	11	9	113
123	Biliary calculi	2	1	3
124: a	Abscess of the liver	2	1	2	1	1	1	3	1	2	2	1	1	18
124: b	Other diseases of the liver	8	4	6	10	10	6	9	1	9	3	8	9	83
125	Diseases of the pancreas	1	1
126	Peritonitis without stated cause	4	3	2	3	3	2	5	3	3	7	3	6	44
127	Other diseases of the digestive system
	<i>VII—Non-Venereal Diseases of the Genito-Urinary System and Annexa.</i>													
128	Acute nephritis (including unspecified under 10 years of age)	3	1	2	..	1	..	4	..	1	..	6	1	19
129	Chronic nephritis (including unspecified over 10 years of age)	12	22	26	17	17	14	19	18	9	21	20	13	208

Table No. 12—contd.

TABLE of DEATHS by Causes and Months in 1934—contd.

Classification No.	SPECIFIC CAUSES OF DEATH.	January.	February.	March.	April.	May.	June.	July.	August.	September.	October.	November.	December.	TOTAL
	<i>IX.—Diseases of the Skin and Cellular Tissue.</i>													
151	Gangrene	3	2	1	3	3	4	5	2	5	3	..	4	35
152	Carbuncle, boil	2	2	3	..	1	1	9
153	Cellulitis, acute abscess ..	7	5	3	5	2	2	5	2	3	6	4	..	44
154	Other diseases of the skin and its annexa	1	2	2	1	2	1	3	12
	<i>X.—Diseases of the Bones and Organs of Locomotion.</i>													
155:1	Acute infective osteomyelitis and periostitis	1	..	1	1	1	4
155:2	Other diseases of the bones.
156	Diseases of the joints	1	2	1	..	1	1	1	1	8
157	Amputations
158	Other diseases of the organs of locomotion
	<i>XI.—Congenital Malformations</i>													
159	Congenital malformations ..	2	3	2	..	3	3	5	2	2	3	3	2	30
	<i>XII.—Diseases of Early Infancy.</i>													
160	Congenital debility, sclerema and icterus	248	183	220	182	156	150	215	270	232	224	221	209	2,510
161:1	Premature birth	73	70	65	45	60	46	62	86	76	85	78	95	841
161:2	Injury at birth	4	1	2	5	..	1	..	1	2	16
162:1	Diseases of the umbilicus ..	2	2	2	2	1	1	12
162:2	Atelectasis	13	10	5	3	3	6	11	9	4	8	11	3	86
162:3	Other diseases peculiar to early infancy	1	2	..	2	2	3	2	2	1	15
163	Lack of care	1	1	2
	<i>XIII.—Old age.</i>													
164:1	Senile dementia
164:2	Other forms of senile decay..	162	167	165	155	139	112	127	169	194	180	165	151	1,906
	<i>XIV.—External Causes.</i>													
	(a) <i>Suicide 165-174.</i>													
165, 166	By solid or liquid poisons and corrosive substances ..	6	5	13	5	8	5	6	6	2	5	4	6	71
167	By poisoning gas	1	1
168	By hanging or strangulation	1	1	1	..	1	1	5
169	By drowning	1	1	2	2	..	2	8
170	By firearms	1	1	2

Table No. 12—contd.
TABLE of DEATHS by Causes and Months in 1934—contd.

Classification No.	SPECIFIC CAUSES OF DEATH.	January.	February.	March.	April.	May.	June.	July.	August.	September.	October.	November.	December.	TOTAL.
	<i>XIV.—External Causes— contd.</i>													
	<i>(a) Suicide 165-174.</i>													
171	By cutting or piercing instruments	1	..	2	1	4
172	By jumping from high place
173	By crushing	1	1	..	1	1	4
174	By other means	2	1	1	1	..	2	1	..	1	..	1	10
	<i>(b) Violent deaths excluding suicide and homicide. (175-196 ; 201-203).</i>													
175	Food poisoning	1	1
176	Poisoning by venomous animals	1	1	1	1	..	4
177	Other acute accidental poisoning (not by gas)	1	2	1	..	3	1	..	1	9
178	Conflagration	11	6	..	17
179	Accidental burns (conflagration excepted)	19	16	14	7	6	8	5	4	8	8	..	8	103
180	Accidental mechanical suffocation	1	1	1	3
181	Accidental absorption of irrespirable or poisonous gas
182	Accidental drowning	3	1	4	1	6	2	..	4	5	8	..	1	35
	<i>(c) Accidental injury.</i>													
183	By firearms	1	1
184	By cutting or piercing instruments	1	1
185	By fall	5	4	2	10	3	5	6	3	5	2	7	8	60
186	In mining and quarrying	1	1
187	By machinery	1	..	1	2
188	By other forms of crushing (road vehicles, on railways, etc.)	5	6	12	10	6	8	6	10	6	13	8	13	103
189	Injury by animals (poisoning by venomous animals excepted)	1
190	Wounds of War
191	Executions of civilians by belligerent armies
192	Hunger or thirst	3	1	5	..	2	1	1	4	17
193	Excessive cold
194	Excessive heat	1	1
195	Lightning
196	Electricity (lightning excepted)	1	1

Table No. 12—concluded.

TABLE of DEATHS by Causes and Months in 1934—concluded.

Classification No.	SPECIFIC CAUSES OF DEATH.	January.	February.	March.	April.	May.	June.	July.	August.	September.	October.	November.	December.	TOTAL
	<i>XIV—External Causes—</i> <i>contd.</i>													
	<i>(d) Homicide (197-199).</i>													
197	By firearms
198	By cutting or piercing instruments	5	3	5	4	6	1	5	1	3	2	2	4	41
199	By other means	1	2	3	..	1	2	1	..	10
200	Infanticide (under 1 year) ..	3	2	2	4	3	1	..	1	3	..	1	1	21
201	Fracture (cause not specified).. .. .	6	1	8	6	12	8	5	11	7	6	5	3	78
202:1	Execution
202:2	Other and unstated forms of accidental violence ..	4	7	4	6	3	5	5	..	4	4	4	1	47
203	Violent deaths of unstated nature	3	3	..	2	1	6	1	2	..	18
	<i>XV—Ill-defined diseases.</i>													
204	Sudden death..	1	1	2
205:1	Heart-failure (age 1-70) ..	10	15	23	27	19	23	14	19	23	31	30	31	274
205:2:a	Fever not defined	10	9	13	15	16	11	12	18	18	18	14	13	167
205:2:b	Other ill-defined causes ..	10	10	11	19	23	11	14	24	35	15	15	18	208
205:3	Cause not specified	2	3	1	2	2	2	5	3	3	28

13

TABLE of DEATHS among Infants by Causes, Months and Ages in 1934.

Cause of Deaths.	Total.	Months.												Ages.			
		January.	February.	March.	April.	May.	June.	July.	August.	September.	October.	November.	December.	Under 1 week.	1 to 4 weeks.	4 weeks to 6 months.	6 to 12 months.
5 A & B Malaria	9	2	2	...	4	1	2	2	5
5c Ague and Remittent Fever	128	8	6	12	7	10	10	12	21	13	12	10	7	...	1	48	79
6 Small-pox	33	5	7	4	5	1	3	1	1	2	1	1	2	12	21
7 Measles	27	3	...	4	2	2	2	1	2	1	2	2	6	27
8 Scarlet Fever
9 Whooping Cough	3	1	1	...	1	1	2
10 Diphtheria and Croup	7	2	1	...	2	2	7
11 Influenza	22	1	...	2	3	1	1	...	4	1	4	8	2	4	3	8	7
14 Cholera
16 Dysentery	40	...	1	3	2	...	4	11	13	4	...	3	1	12	27
17 Plague
24 Meningococcal Meningitis	3	...	1	...	1	...	1	2
31 Phthisis (Pulmonary Tuberculosis)
32-37 Other Tuberculosis Diseases	4	1	1	...	1	...	1	4
38 Syphilis	10	4	2	1	1	1	...	1	6	1	2	1
56 Rickets	185	11	11	18	15	9	18	19	24	17	23	12	8	1	1	39	144
30 Convulsions	562	44	43	43	43	45	41	42	59	57	52	45	48	116	100	223	128
39 Bronchitis	124	9	13	8	9	7	11	23	18	12	8	9	7	4	16	32	72
100-101 Pneumonia (all forms)	2,842	174	162	218	246	237	216	311	392	271	221	188	206	13	57	959	1,813
97,98 & 102-107 Other Respiratory Diseases	17	1	1	1	1	...	1	4	1	...	3	2	2	2	2	6	7
112-1 Gastritis	2	1	1	1	1
113-114 Diarrhoea and Enteritis	455	32	26	41	55	36	31	65	79	38	24	12	16	25	90	159	181
159-3 Congenital Malformation	12	2	2	1	1	...	2	...	1	2	1	6	4	2	...
160-1 Atrophy, Debility and Marasmus	2,531	250	181	222	182	158	153	224	268	235	225	221	212	825	966	614	126
161-1 Premature-Birth	841	73	70	65	45	60	46	62	86	76	85	78	95	684	187	20	...
161-2 Injury at Birth	2	1	1	2
162-2 Atelectasis	12	2	1	1	...	1	...	2	2	...	1	2	...	12
180 Suffocation Over-Lying
205-2A Fever not defined	58	1	2	6	4	3	6	8	7	4	8	3	6	5	14	17	22
Other Causes	324	28	32	18	18	22	20	40	36	29	30	27	24	121	44	65	94
Total	8,253	643	531	670	643	594	563	817	1,018	765	709	620	642	1,827	1,410	2,222	2,764

TABLE of DEATHS by Causes of deaths by

No. in Short List.	Corresponding No. in detailed List.	Causes of Deaths.	Caste.	Jains.		Brahmins.		Lingait.		Bhatias.		Banias.		Hindus of other Caste.		Hindus, Low Caste.	
				Sex.		Sex.		Sex.		Sex.		Sex.		Sex.		Sex.	
				Male.	Female.	Male.	Female.	Male.	Female.	Male.	Female.	Male.	Female.	Male.	Female.	Male.	Female.
1	1	Enteric Fever	6	1	29	13	...	1	2	1	11	4	61	22	3	...	
2	6	Small-pox	1	5	7	...	2	2	...	2	3	46	39	4	6	
3	7	Measles	2	...	8	11	1	3	1	...	4	1	29	26	19	22	
4	9	Scarlet Fever	
5	9	Whooping Cough	1	1	2	
6	10	Diphtheria	4	2	3	6	7	...	1	
7	11	Influenza	2	1	9	4	1	...	1	1	4	2	24	12	1	1	
8	28	Encephalitis Lethargica	1	...	2	2	4	1	
9	24	Meningococcal Meningitis	5	1	2	1	1	1	24	9	...	1	
10	81	Tuberculosis of Respiratory System.	5	8	24	56	8	11	3	5	16	21	412	299	51	64	
11	32-37	Other Tuberculous Diseases	3	4	8	14	1	1	...	3	1	9	50	42	11	4	
12	48-49	Cancer, Malignant Disease	13	1	18	8	1	3	8	3	53	26	3	4	
13	61	Rheumatic Fever...	3	1	7	4	...	1	
14	57	Diabetes	1	...	9	2	2	...	6	1	15	9	
15	74-75a	Cerebral Hemorrhage	3	...	16	10	2	...	2	1	49	21	3	4	
16	87-90	Heart Disease	4	2	17	4	1	...	8	2	59	16	5	3	
17	91b	Arterio-Sclerosis	
18	99	Bronchitis	5	7	13	15	7	5	1	...	18	5	177	155	56	62	
19	100-101	Pneumonia (all forms)	134	95	260	231	55	39	14	15	107	78	2,127	1,554	798	738	
20	97,98,102-107	Other Respiratory Diseases	7	8	24	13	7	4	5	4	10	12	331	220	90	81	
21	111	Ulcer of Stomach Duodenum	1	1	...	1	...	9	1	1	...	
22	113-114	Diarrhoea and Enteritis	11	11	34	31	3	3	4	5	9	14	197	158	77	74	
23	117	Appendicitis	3	...	1	1	7	3	1	...	
24	122	Cirrhosis of Liver	3	1	9	6	2	...	3	...	1	4	35	8	7	3	
25	128-129	Acute and Chronic Nephritis	5	3	14	5	...	1	1	...	5	2	52	30	3	1	
26	146	Puerperal Sepsis	1	...	3	...	1	2	...	35	...	12	
27	143-145,147-150	Other Accidents and Diseases of Pregnancy and Parturition.	...	5	...	16	...	1	...	1	...	4	...	59	...	18	
28	159-161	Congenital Debility and Malformation, Premature Birth.	21	19	80	62	29	21	5	4	45	28	912	738	317	258	
29	165-174	Suicide	6	...	7	1	1	1	5	...	37	14	1	2	
30	175-203	Other Deaths from Violence	6	3	12	9	...	3	...	2	6	26	202	87	93	17	
	17	A. Plague	19	6	1	1	
	21a	B. Kala-Azar	
	5a & b	C. Malaria	7	4	...	1	1	1	30	12	3	1	
	5c	CC. Ague and Remittent Fever.	7	7	18	18	13	12	1	2	3	5	356	371	158	169	
	8	D. Relapsing Fever	
1	205: 2a	E. Fever not defined	5	2	9	7	1	5	3	5	29	20	17	15	
	14	F. Cholera	2	5	2	2	...	
	16	G. Dysentery	1	1	18	10	3	7	2	75	46	23	23	
	20	H. Leprosy	1	1	...	23	15	2	...	
		K. Other defined Diseases	56	45	185	181	39	35	11	21	78	89	1,186	1,165	281	370	
32	204-205	Causes ill-defined or unknown	13	4	26	10	6	1	12	5	193	56	28	21	
		Still-born	15	15	70	67	10	6	10	7	47	23	643	465	142	136	
		Total. { Males	328		871		163		69		371		6,783		1,999		
		{ Females		336		764		144		74		329	5,280		1,972		

Sex and Caste in 1934.

Muslimans.		Parsees.		Jews.		Indian Christians.		Anglo-Indians.		Europeans.		Buddhists.		Other and unknown Castes.		All Races.		Total.
Male.	Female.	Male.	Female.	Male.	Female.	Male.	Female.	Male.	Female.	Male.	Female.	Male.	Female.	Male.	Female.	Male.	Female.	
25	8	10	10	...	2	17	9	3	1	1	168	79	240
11	7	1	8	8	79	73	152
6	8	7	10	...	2	1	78	83	161
...	...	2	1	2	8	6	9
9	3	2	1	2	1	1	16	20	36
10	...	9	5	4	7	65	39	98
3	...	1	3	1	...	1	14	5	19
18	1	1	1	52	14	66
236	241	8	9	2	2	63	48	8	2	8	1	849	767	1,916
30	32	1	7	...	1	6	11	1	111	130	240
36	13	14	23	...	1	16	9	3	2	4	2	164	93	259
2	4	4	5	1	17	15	32
9	8	14	7	...	1	4	1	1	1	62	30	92
33	14	19	28	2	3	19	16	1	...	149	97	246
43	10	25	20	...	2	19	18	4	1	4	1	189	74	268
1	...	1	2	1	1	3	3	6
99	70	4	5	3	...	12	3	1	1	897	326	725
817	599	36	58	19	13	149	122	12	6	5	...	1	...	1	...	4,535	3,543	8,078
225	162	11	9	3	4	20	10	2	1	736	517	1,213
8	...	1	2	1	1	...	1	...	31	2	28
72	59	24	27	1	...	60	70	4	5	4	1	...	1	500	459	950
6	...	5	1	1	1	25	5	30
13	5	4	2	1	...	3	1	...	1	...	1	81	32	113
27	13	36	17	14	10	...	2	4	...	2	158	74	227
...	22	...	4	6	80	56
...	40	...	8	...	1	...	10	2	165	165
292	225	19	17	9	5	138	147	3	6	1	...	1	1,867	1,530	3,397
19	3	2	2	1	...	2	...	1	82	28	105
79	21	8	9	1	1	17	8	2	...	2	6	16	374	201	575
1	1	1	1	23	9	31
...
8	13	3	5	1	...	4	3	2	2	59	42	101
91	149	...	4	3	6	4	637	740	1,397
...
13	9	6	3	2	...	7	7	1	...	1	94	73	167
...	1	6	5	13
36	16	11	10	3	3	14	16	...	1	1	...	1	1	193	129	322
6	1	...	4	1	1	34	18	52
585	805	138	121	19	18	116	129	6	12	11	4	2	1	1	...	2,714	2,798	5,512
75	96	19	18	2	...	26	10	3	1	1	1	3	1	345	159	504
261	208	38	25	9	10	72	47	4	2	5	4	2	...	14	13	1,337	1,029	2,365
2,031	...	428	...	72	...	761	...	57	...	54	...	10	...	13	...	14,916
...	2,389	...	427	...	60	...	697	...	47	...	15	...	4	...	16	...	12,454	27,270

TABLE showing by Race the Rate of Mortality per 1,000 of population from different Causes of Deaths in 1934.

Race or Caste.	Small-pox.	Measles.	Plague.	Scarlet Fever.	Kala-Azar.	Enteric Fever.	Malaria.	Age and Remittent Fever.	Relapsing Fever.	Influenza.	Cholera.	Diarrhoea and Enteritis.	Dysentery.	Tuberculous Diseases.	Respiratory Diseases.	Accidents.	All other Causes.	Total.
Hindus, Low Caste	0.1	0.4	0.01	0.02	0.03	3.2	0.01	0.01	1.5	0.4	1.2	17.6	0.5	13.4	38.4
Hindus of all Castes	0.1	0.1	0.03	0.2	0.1	1.2	0.1	0.01	0.7	0.2	1.4	8.2	0.6	9.0	22.0
Hindus, all Castes	0.1	0.1	0.03	0.2	0.1	1.4	0.1	0.01	0.8	0.5	1.4	9.4	0.6	9.5	24.2
Mussalmans	0.1	0.1	0.0	0.1	0.1	1.1	0.04	0.6	0.2	2.6	9.4	0.6	10.4	25.4
Parsees	0.01	0.3	0.1	0.2	0.9	0.4	0.4	2.1	0.3	9.9	14.8
Jews	0.2	0.1	0.8	0.1	0.7	0.6	4.9	0.2	7.6	15.3
Christians	0.2	0.3	0.03	0.4	0.1	0.1	0.2	2.0	0.5	2.1	4.9	0.4	11.4	22.7
Anglo-Indians	0.3	0.6	0.6	1.3	0.1	1.4	3.1	0.4	6.9	14.8
Europeans	0.1	0.1	0.5	0.1	0.5	0.4	4.6	7.3
Buddhists	0.6	1.2	0.6	1.2	0.6	4.3	8.6
Other and Unknown Castes	0.9	18.9	6.3	26.2
TOTAL	0.1	0.1	0.02	0.2	0.1	1.2	0.1	0.01	0.8	0.3	1.6	8.6	0.6	9.7	23.6

Table

Deaths in different Hospitals from Principal Causes in

Serial No.	HOSPITALS.	1	2	3	4	5	6	7	8	9	10	11	12	13	14	15	16	17	18	19	20
		Enteric Fever (1).	Small-pox (6).	Measles (7).	Scarlat Fever (8).	Whooping Cough (9).	Diphtheria and Croup (10).	Influenza (11).	Encephalitis Lethargica (23).	Meningococcal Meningitis (24).	Tuberculosis of Respiratory System (31).	Other Tuberculous Diseases (32-37).	Cancer, Malignant Disease (43-49).	Rheumatic Fever (51).	Diabetes (57).	Cerebral Haemorrhage (74, 75a).	Heart Disease (87-90).	Arterio-Sclerosis (91b).	Bronchitis (99).	Pneumonia (all forms) (100-101).	Other Respiratory Diseases (97, 98, 102-107).
1	Adams Wylie Memorial Hospital.	3	31	4	5	1	3	...	10	18	1
2	Albless-Cama Hospital ...	6	1	2	3	2	2	2	17	1
3	Arthur Road Hospital ...	10	35	19	...	1	26	5	3	32	1	22	...
4	Bai Mollabai & Sir D. M. Petit Hospital.	2	2	2	1	1	4	1
5	Batia General Hospital	1	1	2	1
6	Bai Jerbai Wadia Hospital for Children.	7	6	26	2	...	1	...	1	...	1	77	4
7	B. D. Petit Parsee General Hospital.	7	1	2	8	3	4	3	6	12	5	...	2	7	8
8	Byranji Jijeebhoy Hospital for Children.	2	1	5	4	1	1	72	8
9	Colaba Station Hospital (Military).	1	1	...
10	Goculdas Tejpal Hospital ...	10	5	...	4	74	25	8	...	3	15	20	...	10	85	13
11	Sir J. J. Hospital ...	15	1	1	...	156	84	34	1	11	35	14	2	17	135	30
12	Bai Yamunabai L. Nair Hospital.	9	3	11	2	7	1	2	6	3	23	9
13	King Edward VII Memorial Hospital.	38	1	1	1	2	6	20	35	43	...	5	18	19	...	16	193	29
14	Matunga Leper Asylum	3
15	Maratha Hospital	404	13	4	1	...
16	Marine Lines Hospital (Military.)	2
17	Municipal Maternity Homes..	1	1	...
18	Other Private Maternity Homes	5	2	...	3	...	13	6	1
19	Masina Hospital ...	2	2	1	1	1	...	1	1	5	...
20	Nowroji Wadia Maternity Hospital.	3	1	15	4
21	Parsee Lying-in Hospital	1	1	2	...
22	Police Hospital ...	1	2	1	1	...
23	Sir Harkisondas Narottamdas Hospital.	5	1	...	2	7	..	4	1	1	11	2
24	St. Joseph's Foundling Home	2	1	...
25	St. George's Hospital ...	1	...	3	2	...	1	1	14	1	2	2	2	1	2	11	...
26	Other Private Hospitals ...	2	1	...	3	1	5	1	4	3	11	1
	Total ...	118	35	22	...	2	30	22	9	48	748	164	124	9	38	93	78	3	80	717	113

TABLE of DEATHS by Age, Sex and Cause in 1934.

AGE.	1		2		3		4		5		6		7		8		9		10		
	Enteric Fever.		Small-pox.		Measles.		Scarlet Fever.		Whooping Cough.		Diphtheria.		Influenza.		Encephalitis Lethargica.		Meningococcal Meningitis.		Tuberculosis of Respiratory System.		
	Males.	Females.	Males.	Females.	Males.	Females.	Males.	Females.	Males.	Females.	Males.	Females.	Males.	Females.	Males.	Females.	Males.	Females.	Males.	Females.	
Under 7 days	2	2
1 to 4 weeks	2	1
4 weeks to 6 months	1	...	6	6	1	5	3	1	...	1	
6 months to 12 months	6	2	9	12	12	15	2	...	2	5	3	4	2	
Total under 1 year	7	2	15	18	12	15	2	1	2	5	12	10	1	...	3	
1 to 2 years	4	7	8	17	33	34	2	5	7	3	5	1	2	1	...	
2 to 5 "	2	2	8	17	23	28	2	6	3	1	1	2	5	5	
5 to 10 "	13	11	7	6	7	6	1	1	3	4	2	2	1	...	5	1	8	8	
10 to 15 "	10	6	4	2	1	2	2	1	7	32	
15 to 20 "	24	9	3	3	1	2	...	6	1	45	90	
20 to 30 "	54	20	25	4	2	1	7	6	2	4	20	7	217	332		
30 to 40 "	30	9	5	3	1	9	2	1	1	10	2	289	206		
40 to 50 "	6	2	4	2	11	1	1	...	3	...	179	66		
50 to 60 "	12	2	...	1	5	...	1	66	14		
60 and over	6	2	14	3	2	...	3	...	32	14		
Age Unspecified	
ALL AGES.	Males	188	79	78	3	...	16	...	65	...	14	...	52	...	849	...		
	Females	...	72	73	...	73	6	...	20	...	33	...	5	...	14	...	767		
	Persons	240	152	161	9	...	36	...	98	...	19	...	66	...	1,616			

17—continued.

TABLE of DEATHS by Age, Sex and Cause in 1934—continued.

AGE	11		12		13		14		15		16		17		18		19		20		21	
	Other Tuberculous Diseases.	Cancer, Malignant Disease.	Rheumatic Fever.	Diabetes.	Cerebral Haemorrhage.	Heart Disease.	Arterio-Sclerosis.	Bronchitis.	Pneumonia (all forms).	Other Respiratory Diseases.	Ulcer of Stomach or Duodenum.											
	Males.	Females.	Males.	Females.	Males.	Females.	Males.	Females.	Males.	Females.	Males.	Females.	Males.	Females.	Males.	Females.	Males.	Females.	Males.	Females.	Males.	Females.
Under 7 days	1	1	1	3	1	6	7	1	1	
1 to 4 weeks	11	5	30	27	1	1	
4 weeks to 6 months	1	12	20	496	463	4	2	
6 months to 12 months	...	4	1	1	...	37	35	992	821	3	4	
Total under 1 year	...	4	1	...	1	...	1	1	1	1	...	63	61	1,524	1,318	9	8	
1 to 2 years	5	6	1	1	1	28	45	820	824	3	3	
2 to 5	11	6	1	1	35	54	506	489	3	2	
5 to 10	2	6	1	...	4	1	1	2	...	2	...	8	13	126	153	1	2	
10 to 15	5	11	2	1	1	1	2	1	1	5	6	53	58	1	2	
15 to 20	7	12	3	1	2	1	...	1	1	3	6	3	...	3	3	89	77	4	4	
20 to 30	23	40	6	4	2	2	3	1	7	1	15	12	...	27	15	369	236	26	24	6	1	
30 to 40	33	23	18	12	...	1	4	2	18	6	83	11	...	32	21	377	141	70	38	7	1	
40 to 50	17	8	29	23	3	1	13	7	25	12	40	10	...	59	29	287	90	144	86	4	...	
50 to 60	6	6	68	22	1	4	19	5	45	15	39	11	1	74	43	280	73	248	158	3	...	
60 and over	2	7	40	32	8	3	20	13	48	55	54	24	2	68	39	155	84	237	190	1	...	
Age Unspecified	1	
Males	111	...	164	...	17	...	62	...	149	...	189	...	3	397	...	4,535	...	736	...	21	...	
Females	...	129	...	95	...	15	...	30	...	97	...	74	3	328	...	3,543	...	517	...	2	...	
Persons	240	...	259	...	32	...	92	...	246	...	283	...	6	725	...	8,078	...	1,253	...	23	...	

17—continued.
TABLE of DEATHS by Age, Sex and Cause in 1934—continued.

AGE	22		23		24		25		26		27		28		29		30		31					
	Diarrhoea and Enteritis.		Appendicitis.		Cirrhosis of Liver.		Acute and Chronic Nephritis.		Puerperal Sepsis.		Other Accidents and Diseases of Pregnancy and Parturition.		Congenital Debility and Malformation, Premature Birth.		Suicide.		Other Deaths from Violence.		OTHER DEFINED DISEASES.					
																			A		B		C	
																			Plague.		Kala Azar.		Malaria.	
	Males.	Females.	Males.	Females.	Males.	Females.	Males.	Females.	Males.	Females.	Males.	Females.	Males.	Females.	Males.	Females.	Males.	Females.	Males.	Females.	Males.	Females.	Males.	Females.
Under 7 days	13	12	855	660	7	17
1 to 4 weeks	50	40	1	617	490	2	2
4 weeks to 6 months	79	80	1	...	2	324	312	2	1	1	1
6 months to 12 months	88	93	4	1	1	62	64	5	1	2	3
Total under 1 year	230	225	5	1	4	1,858	1,528	16	19	3	6
1 to 2 years	73	96	9	7	1	4	9	8	10	7	1	3
2 to 5	86	29	12	5	4	4	1	11	14	...	1	6	4
5 to 10	8	6	1	...	2	1	1	2	23	19	3	2	2	2
10 to 15	1	4	1	1	1	1	3	1	...	14	7	4	1	1	1
15 to 20	5	5	3	...	2	1	1	1	...	4	...	12	3	5	13	20	2	1	7	3
20 to 30	16	17	8	3	7	...	11	10	...	50	...	94	23	8	82	41	5	3	16	5
30 to 40	41	17	6	...	15	4	24	5	...	28	...	50	28	5	86	20	3	7	6
40 to 50	24	15	3	...	13	6	22	15	...	8	...	9	16	1	61	16	4	1	4	5
50 to 60	28	16	2	...	9	1	35	11	...	1	8	1	32	13	9	4
60 and over	38	29	1	1	6	5	42	22	3	1	25	26	4	3
Age Unspecified..	1
Males	500	...	25	...	81	...	153	1,867	...	82	...	374	...	22	59	...
Females	...	459	...	5	...	32	...	74	...	86	...	165	...	1,530	...	23	...	201	...	9	42
Persons	959		30		113		227		86		165		3,397		105		575		31		..		101	

17—concluded.

TABLE of DEATHS by Age, Sex and Cause in 1934—concluded.

AGE.	31—concl'd.														32		All Causes.	
	OTHER DEFINED DISEASES—concl'd.														Causes Ill-defined or unknown.			
	CC		D		WE		F		G		H		K					
	Ague and Remittent Fever.		Relapsing Fever.		Fever not defined.		Cholera.		Dysentery.		Leprosy.		Other defined Diseases.					
	Males.	Females.	Males.	Females.	Males.	Females.	Males.	Females.	Males.	Females.	Males.	Females.	Males.	Females.	Males.	Females.	Males.	Females.
Under 7 days	4	1	141	83	4	4	1,038	789
1 to 4 weeks	...	1	5	9	1	86	57	1	...	807	668
4 weeks to 6 months	30	18	10	7	7	5	160	158	2	...	1,145	1,077
6 months to 12 months	43	36	17	5	11	16	188	149	1	2	1,491	1,273
Total under 1 year	73	55	36	22	19	21	575	447	8	6	4,481	3,772
1 to 2 years	48	47	8	4	18	21	188	188	23	32	1,301	1,365
2 to 5 "	55	52	8	8	22	22	159	167	25	16	942	932
5 to 10 "	17	42	5	4	...	1	7	8	40	43	6	4	305	352
10 to 15 "	19	84	4	2	8	6	1	...	28	88	2	5	177	223
15 to 20 "	32	46	3	5	5	3	...	1	40	90	10	3	320	409
20 to 30 "	105	183	5	8	3	3	26	13	3	3	178	322	19	20	1,318	1,493
30 to 40 "	134	144	6	4	1	...	38	12	13	6	221	215	53	17	1,612	1,015
40 to 50 "	105	84	7	5	3	...	24	4	7	4	196	136	77	18	1,391	659
50 to 60 "	48	36	3	6	18	8	8	3	155	89	73	21	1,241	553
60 and over	21	17	9	5	1	1	13	11	2	1	934	1,063	50	18	1,826	1,671
Age Unspecified	2	...
ALL AGES	657	94	...	8	...	193	...	34	...	2,714	...	345	...	14,916	...
	...	740	73	...	5	...	129	...	18	...	2,798	...	159	...	12,454
	1,597	167	...	13	...	322	...	52	...	5,512	...	504	...	27,370	...

TABLE of DEATHS by CAUSES and

		CAUSES OF								
Number of	Nature of Occupation.	1-205	31	49-49	51	52 (8)	57	66	67 (1)	70-86
		All Causes.	Tuberculosis of Respiratory System.	Cancer Malignant Disease.	Rheumatic Fever.	Gout.	Diabetes.	Alcoholism.	Plumbism (Lead Poisoning).	Disease of the Nervous system.
Order.	Groups.									
PRODUCTION OF RAW MATERIALS— CLASS A (I & II).										
1	1-16	Pasture, Agriculture, Farm labourers, &c.	150	11	9	5
2	17-18	Fishing and hunting ..	17	8
3	19-21	Mines, metallic minerals, coal, &c., and Petroleum wells.
4	22	Quarries of hard rocks
5	23-24	Salt works, extraction of saltpetre, alum, &c.
III.—INDUSTRY.										
6	25-27	Textiles, cotton mills, workers in cotton.	360	27	2	1
7	28	Jute spinning, weaving, &c. ..	1
8	29-30	Rope, twine, and string making, workers in other fibres.	2	2
9	31-33	Woollen mills, blankets, carpets, &c...
10	34-36	Workers in silk and hair (camel, horse, &c.)	3
11	37	Dyeing, bleaching, calico printing, &c.	13	2
12	38	Other textiles and millhands, weavers, &c., insufficiently described.	430	43	1	1	11
13	39-41	Furriers, workers in leather, bone, &c.	39	3	2
14	42-46	Sawyers, carpenters, basket makers, &c.	129	21	2	1	..	4
15	46-48	Workers in iron, makers of guns, &c.	29	3	1
16	49	Workers in brass, copper and bell metal.	12	..	1
17	50	Workers in lead, quicksilver and other metals.	19	..	2
18	51	Workers in mint, die-sinkers, &c. ..	9
19	52-57	Workers in ceramics, glass, pottery, porcelain, bricks, &c.	6
20	58	Making of matches and explosives ..	3
21	59	Making of aerated waters and ice ..	2	1
22	60	Making of dyes, paints and ink
23	61-62	Making, refining vegetable and mineral oils.	1
24	63	Making of paper, papier mache, &c. ..	2
25	64	Making of soap, candles, perfumes, drugs.	2
26	65-73	Bakers, butchers, fish curers, flour-grinders, makers of other food.	41	5	2	..	2
27	74-75	Brewers, distillers, toddy drawers ..	9	..	1
28	76	Making of tobacco, opium and ganja.	82	21	2	1
29	76-79	Tailors, &c., makers of umbrellas, boots, hats and other articles of dress.	164	29	3
30	80	Washing, cleaning and dyeing clothes.	96	8	3	2
31	81-82	Barbers and other industries connected with the toilet.	50	5
32	83-84	Furniture, cabinet, tent-makers, carriage painters, upholsterers, &c.	12	3
33	85-86	Building industries, lime burners, excavators stone cutters, &c.	59	8	2
34	87	House decorators, builders, painters, plumbers, tilers, &c.	46	6	1	3
35	88-92	Makers of vehicles, ships, aeroplanes, &c.
36	93	Gas works and electric light ..	27	3
37	94	Printers, lithographers, engravers, &c.	53	13	1	2
38	95-97	Book-binders, makers of musical instruments, clocks, &c.	37	3
39	98-100	Workers in jewellery, necklaces, toys, &c.	60	10	1	3
40	101-102	Employees (not actors) in theatres, race-courses, contractors, &c.	10	1	1
41	103	Sweepers, scavengers, &c. ..	148	15	5
IV.—TRANSPORT.										
42	104	Persons (not makers) concerned with aerodromes and aeroplanes.
43	105-110	Persons employed in transport by water.	132	17	2	1	..	6
44	111-113	Persons employed on construction, &c., of roads and bridges.	20	1	1
45	113-114	Managers and employers connected with vehicles.	85	3	2	..	4
46	115-116	Bullocks, ass, etc., owners and drivers	63	12	1
47	117	Porters and messengers ..	6	2	2
48	118	Railway employees (other than labourers).	55	1	4
49	119	Labourers and coolies of railways ..	77	5
50	120	Post, Telegraph and Telephone services.	14	1	2

* Excluding intervening numbers in preceding columns.

TABLE of DEATHS by CAUSES and

		CAUSES OF									
Order.	Group ^c	Nature of Occupation.	1-205	31	43-49	51	52 (3)	57	68	67 (1)	70-86
			All Causes.	Tuberculosis of Respiratory System.	Cancer Malignant Disease.	Rheumatic Fever.	Gout.	Diabetes.	Alcoholism.	Plumbism (Lead Poisoning).	Disease of the Nervous System.
V.—TRADE.											
34-35	121-123	Bank managers, money lenders, brokers, agents, &c., and employees.	104	11	5	2	5
36-31	123-123	Traders (not makers) in various wares.	123	8	8	7	3
32	123-130	Vendors of wine, liquors, aerated waters, hotel managers and servants.	171	29	12	1
33	131-139	Dealers in food-stuffs, fish, milk, oil, sugar, &c.	270	15	5	1	5
34-36	140-143	Trade in clothing, toilet, furniture, building materials.	51	2	5	1	1
37	144-146	Trade in means of transport, hirers of horses, &c.	12
38	147	Dealers in firewood, charcoal and other fuel.	24	2
39	148-150	Dealers in jewellery, bangles, books, stationery, &c.	86	..	2	4
40	151	Dealers in rags, stable refuse, &c.	1
	152-158	Store and shopkeepers not defined, pedlars and hawkers.	194	26	5	6
	154	All other Trades	204	17	4	2	5
VI.—PUBLIC FORCE.											
41	155-158	Army	5	1
42	157	Navy
43	158	Air Force
44	159-160	Police and village watchmen ..	58	8
VII.—PUBLIC ADMINISTRATION.											
45	161-164	Service of the State, Indian, Foreign and Municipal not assigned to any other group.	16	..	2	1	1
VIII.—PROFESSIONS AND LIBERAL ARTS.											
46	165	Priests, ministers, &c.	59	5
	166	Religious mendicants, inmates of monasteries, &c.	55	5	2	2
	167-168	Church and mission, temple, burial or burning ground service.	6
47	169-170	Lawyers, all kinds and their clerks ..	14	..	1
48	171	Medical practitioners, all kinds of veterinary surgeons, dentists.	32	2	4	4
	172	Midwives, vaccinators, compounders, nurses.	5	1	1
49	173-174	Professors, teachers and educational clerks.	48	5	1	3
50	175-179	Scribes, architects, authors, editors, music composers, &c.	48	6	5	1	2
IX.—PERSONS LIVING PRINCIPALLY OF THEIR INCOME.											
51	180	Persons living on rent, wages, pensions, &c.	189	7	10	7	11
X.—DOMESTIC SERVICE.											
52	181-183	Cooks, doorkeepers, grooms, motor drivers, &c.	354	53	4	2	..	1	10
XI.—INSUFFICIENTLY DESCRIBED OCCUPATIONS.											
53	184	Manufacturers, businessmen unspecified.	31	4	2	2
	185	Cashiers, accountants, clerks otherwise unspecified.	279	28	11	3	16
	186	Mechanics otherwise unspecified ..	90	24	3	2
	187	Labourers and workmen otherwise unspecified.	727	97	7	12
XII.—UNPRODUCTIVE.											
54	188	Inmates of jails, asylums, hospitals and almshouses.	8	2
55	189	Beggars and vagrants	215	23	1	5
	190	Procurers and prostitutes	11	4	1
	191	Other unclassified unproductive occupation.
		Children and others following no occupation.	21,358	945	138	28	..	49	958
TOTAL ..			27,370	1,616	259	32	..	92	1,129

* Excluding intervening numbers in preceding columns.

—concluded.
 OCCUPATIONS in 1934—concluded.

DEATH.													Death rate per 1,000 of actual workers by the Census of 1931.	Population by the Census of 1931.
Valvular Disease of the Heart.	Aneurism.	Other Diseases of the Circulatory System.*	Disease of the Respiratory System.	Hernia.	Disease of the Liver	Other Diseases of the Digestive System.*	Bright's Disease.	Other Diseases of the Urinary System.	Strolde.	Accidents.	All other Causes.	Actual workers.		
90 (1-4)	91A.	97-99*	97-107	118	150-154	109-127*	129	153-155	165-174	175-202				
4	1	5	80	4	8	1	1	4	31	12.2	8,523	
..	..	13	27	5	5	5	37	48.9	2,916	
..	..	6	57	1	..	7	1	1	4	7	50	16.8	10,133	
..	..	6	108	..	1	10	7	1	4	4	108	21.3	12,549	
..	..	2	15	1	4	2	1	..	1	9	14	23.6	2,160	
..	5	1	6	31.2	384	
..	..	1	14	..	1	..	1	..	1	..	4	45.1	532	
..	..	2	12	3	8	..	1	..	7	37.1	970	
..	..	5	35	6	6	..	2	7	62	..	15	
..	..	3	63	..	6	6	..	1	6	11	80	4.3	45,823	
..	112.1	1,310	
..	..	2	1	1	1.6	3,039	
..	..	10	1	10	15	..	674	
..	..	3	1	..	1	3	10.6	15	
..	0.5	5,299	
..	22,364	
..	..	24	2	1	2	31	51.1	1,155	
..	..	13	2	1	1	..	1	27	65.3	336	
..	..	1	1	4	7.5	604	
..	..	4	1	1	1	3	3.1	1,731	
..	..	8	..	1	..	2	2	..	1	1	2	15.4	2,030	
..	1	..	1	1	3.0	1,684	
..	..	12	2	1	3	14	12.2	2,937	
..	..	3	11	1	1	1	..	1	10	6.2	7,749	
..	
..	..	19	24	..	4	7	11	2	..	1	76	101.2	1,854	
..	..	12	110	..	5	6	6	6	6	24	107	6.8	40,219	
..	..	3	5	3	2	1	7	4.7	6,330	
..	..	9	12	2	7	10	6	2	7	3	30	5.3	53,424	
..	..	3	25	..	2	4	..	2	1	3	21	13.6	4,983	
..	..	3	274	6	12	19	9	2	5	52	219	11.7	61,954	
..	3	23.5	303	
..	20	100	42.1	3,104	
..	47	1	1	7	1	..	1	..	3	3.6	1,156	
..	3,116	
42	7	112	3,012	19	131	971	114	79	36	306	13,970	35.7	8,96,341	
78	80	249	10,056	33	223	1,164	308	120	106	375	15,963	22.6	11,61,393	

TABLE of VACCINATION OPERATIONS performed in the City of Bombay in the year 1934.

Ward.	SECTION.	Estimated Population in the middle of the year.	Number of Depots in each District.	Number of Vaccinators in each District.	Number of persons Vaccinated (including Primary and Re-vaccinations)			Primary Vaccinations.					Percentage of successful primary vaccinations whose results were known.	Total Number of Re-vaccinations.	Persons successfully vaccinated per 1,000 of population.	Average annual number of persons successfully vaccinated during the last 5 years.		Average annual number of deaths from Small-pox during the preceding 5 years.				
					Males.	Females.	Total.	Total.			Successful.					Number.	Ratio per 1,000 of population.	Number.	Ratio per 1,000 of population.			
								Males.	Females.	Total.	Under one year.	Between one and six years.								6 years and above.	Total.	Unknown.
1	2	3	4	5	6	7	8	9	10	11	12	13	14	15	16	17	18	19	20	21	22	23
A	Upper Colaba ...	436	1	1	501	527	4,028	239	247	486	342	111	1	454	29	97.15	542	22.3	391	19.1	10	0.49
	Middle & Lower Colaba ...	19,954	1	1	753	499	1,252	880	370	750	549	139	4	712	36	99.7	502	24.2	735	25.0	28	0.95
	Fort, South ...	3,495	1	1	335	198	533	135	125	260	172	62	...	234	25	99.5	273	16.4	221	15.4	11	0.77
	Fort, North ...	25,832	1	1	523	410	933	315	320	635	425	165	3	593	42	100.0	298	14.2	572	13.7	24	0.58
B	Esplanade ...	14,303	2	1	353	317	670	225	251	476	349	100	1	450	26	100.0	194	24.9	510	28.2	4	0.22
	Mandvi ...	41,706	2	1	1,115	846	1,961	557	598	1,155	843	255	2	1,100	53	99.8	806	26.4	1,092	26.2	25	0.60
	Chukla ...	18,037	2	1	594	362	956	216	218	434	312	100	...	412	20	99.5	522	31.6	406	31.1	7	0.54
	Umarkhadi ...	41,594	2	1	680	506	1,186	421	417	838	598	192	2	792	46	100.0	348	20.5	805	20.8	25	0.65
C	Dongri ...	13,028	1	1	2,379	1,306	3,685	533	544	1,077	780	237	3	1,020	52	99.8	2,608	22.9	918	30.5	50	1.13
	Market ...	38,651	1	1	680	589	1,269	390	415	805	561	196	1	758	46	99.8	464	23.6	560	17.4	38	1.19
	Dhobi Talao ...	44,372	1	1	748	599	1,347	456	457	913	655	209	2	866	44	99.7	434	24.6	720	20.5	25	0.71
	Fanswadi ...	32,077	1	1	430	297	727	231	230	461	354	80	...	434	25	99.8	266	18.6	525	22.5	14	0.60
	Bhuleshwar ...	35,106	1	1	448	345	793	274	269	543	380	135	3	518	24	99.5	250	16.1	516	16.1	44	1.37
	Khara Talao ...	23,243	1	1	894	704	1,598	495	525	1,020	735	236	2	973	44	99.7	578	24.7	1,059	26.9	41	1.04
D	Kumbharwada ...	32,027	1	1	1,247	961	2,008	719	678	1,397	1,026	306	2	1,334	62	99.9	811	34.3	1,057	27.2	37	0.95
	Khetwadi ...	89,307	1	1	435	326	761	226	209	435	319	69	1	409	23	99.5	326	25.2	367	22.6	12	0.74
	Girgaum ...	88,786	1	1	390	289	679	187	173	360	263	77	1	341	18	99.7	319	14.9	368	16.1	7	0.31
	Chowpati ...	16,197	1	1	738	505	1,243	429	398	827	629	162	2	793	33	99.6	416	21.6	725	19.8	34	0.93
E	Mahalakhmi ...	36,569	2	1	732	645	1,377	359	426	785	535	217	1	753	31	99.8	592	17.4	867	20.0	44	1.02
	Mazagon ...	43,153	2	1	775	648	1,423	451	493	944	697	199	2	898	45	99.9	479	22.2	752	18.6	55	1.36
	Tarwadi ...	40,338	2	1	400	334	734	202	184	386	263	101	1	365	20	99.7	348	17.3	351	16.6	24	1.14
	2nd Nagpada ...	21,032	2	1	872	717	1,589	432	465	897	609	233	1	843	51	98.4	692	22.4	661	17.5	76	2.02
	Kamathipura ...	37,571	2	1	615	508	1,123	368	364	732	511	171	...	682	45	99.2	391	21.4	645	20.3	37	1.17
	Tardeo ...	31,748	1	1	1,293	982	2,275	663	663	1,326	977	265	1	1,243	75	99.3	949	13.5	1,201	13.0	127	1.88
	Byculla ...	91,985	1	1	237	233	470	79	92	171	131	31	...	162	9	100.0	299	21.5	179	24.7	4	0.56
F	1st Nagpada ...	7,223	2	2	946	810	1,756	608	591	1,199	889	263	1	1,153	45	99.9	557	18.1	1,109	17.4	84	1.32
	Parel ...	63,560	2	2	395	312	707	207	230	437	330	86	1	417	19	99.5	270	15.1	445	16.6	22	0.82
	Sawri ...	26,756	2	2	1,422	1,197	2,619	905	918	1,823	1,422	326	1	1,749	72	99.3	796	25.3	1,538	22.2	66	0.95
G	Sion ...	69,198	1	1	1,504	1,211	2,715	1,055	1,035	2,090	1,558	450	2	2,010	76	99.8	625	40.8	1,738	35.2	42	0.85
	Mahim ...	49,244	1	1	1,612	1,369	2,981	1,071	1,158	2,229	1,646	439	2	2,087	135	99.6	752	18.2	1,733	15.1	193	1.69
	World ...	114,531	2	1	990	439	1,429	177	135	312	181	38	...	219	93	100.0	1,117	7.9	305	7.4	3	0.11
	Harbour, Docks, Railways & Homeless ...	27,590	990	439	1,429	177	135	312	181	38	...	219	93	100.0	1,117	7.9	305	7.4	3	0.11
	Total ...	1,161,383	21	9	25,086	18,941	44,027	13,005	13,198	26,203	19,041	5,690	43	24,774	1,364	99.7	17,824	22.2	23,443	20.1	1,213	1.05

TABLE of BIRTHS registered and of Vaccinations under one year of age performed in the year 1934.

Wards.	SECTIONS.	Total number of births inclusive of still-born.	Deaths under one year.	Number of Infants surviving.	Number of Infants vaccinated under one year.	Percent age of vaccinations to births registered.
A	Upper Colaba	98	14	84	366	70.5
	Middle and Lower Colaba	421	90	331		
	Fort, Southern	72	11	61		
	Fort, Northern	802	159	643		
	Esplanade	521	83	438		
B	Mandvi	830	239	591	450	54.2
	Chukla	529	121	408	366	69.1
	Umakhadi	1,517	308	1,209	879	57.2
	Dongri	513	123	390	324	63.1
C	Market	852	210	642	629	73.8
	Dhobi Talao	1,230	327	903	818	66.5
	Fanaswadi	917	219	698	593	64.6
	Bhuleshwar	1,000	268	732	684	68.4
	Khara Talao	686	141	545	376	54.8
	Kumbharwada	749	206	543	397	53.0
D	Khetwadi	1,293	245	1,048	770	59.5
	Girgaum	1,290	267	923	1,072	83.1
	Chowpati	602	77	525	338	56.1
	Walkeshwar	495	79	416	275	55.5
	Mahalakshmi	963	236	727	652	67.7
E	Masagon	978	276	702	561	57.3
	Tarwadi	1,507	348	1,159	730	46.3
	Second Nagpada	478	133	345	279	58.3
	Kamathipura	983	288	695	646	65.7
	Tardez	1,186	229	957	544	45.8
	Byculla	2,155	788	1,367	1,036	46.0
	First Nagpada	238	40	198	128	53.7
F	Parel	2,025	432	1,593	924	45.6
	Sewri	696	213	483	345	49.5
	Sion	2,324	618	1,706	1,474	63.4
G	Mahim	1,933	461	1,472	1,644	82.9
	Worli	8,841	940	7,901	1,765	52.5
Harbour, Docks, Railways and Unknown		...	65	2,836	246	
TOTAL		33,724	8,254	25,470	20,039	59.4

SUMMARY of Sanitary Inspections made and Sanitary Improvements secured by the
S. M. Is., J. M. Is. and Medical Assistants in 1934.

	No. of Inspections, etc., by	
	S. M. Is. and J. M. Is.	Medical Assistants.
<i>A—Nature of Inspection or premises visited—</i>		
1. Dwelling Houses	9,495	19,110
2. Milch Cattle Stables	2,079	4,878
3. Other Stables	1,651	3,589
4. Dairies and Milkshops	5,668	4,439
5. Eating Houses	8,738	17,651
6. Markets
7. Other premises where food is sold	4,809	4,709
8. Aerated Water Works	40	139
9. Other Workshops and Factories	5,376	10,710
10. Accumulations of Refuse	2,894	4,609
11. Building Works
12. Drains and Fittings	11,377	20,405
13. Other Inspections and Inquiries	8,849	23,014
Total No. of Inspections	60,976	1,13,233
<i>B—Works, etc., completed—</i>		
1. Dwellings—		
(a) Limewashed	660	1,076
(b) Water supply provided	10	16
(c) Overcrowding abated	10
(d) Insanitary dwellings evacuated	312	871
2. Stables—		
(a) Paved and drained	82	17
(b) Cleaned and refuse removed	31	221
(c) License cancelled	1	1
3. Eating Houses, Dairies, etc.—		
(a) Regulations enforced	760	1,135
(b) Licenses cancelled	1	1
4. Factories and Workshops—		
Limewashing, etc., carried out	154	171
5. Drains, etc., repaired	2,351	3,897
6. Privies abolished	997	769
7. New W.Cs. provided	1,141	1,077
8. Accumulation of Refuse removed	617	1,129
9. Other Works completed	1,060	1,483
Total Sanitary Work completed	8,177	11,374

Meteorological Data (Government Observatory, Colaba), Latitude 18°-53'-36" North, Longitude 72°-48'-56" East.

Months.	WIND.		TEMPERATURE.						HUMIDITY AT 8 HOURS.		RAINFALL.						
	Direction.	Mean Velocity in Miles per hour.	Mean Maximum Temperature.	Departure from Normal.	Highest in Month.	Mean Minimum Temperature.	Departure from Normal.	Lowest in Month.	Mean.	Departure from Normal.	Total in the Month.	Departure from Normal.	Heaviest fall in one day.		Minimum fall in one day.		Numbers of rainy days.
			°	°	°	°	°	%	%	Inches.	Inches.	Inches.	Date.	Inches.	Date.		
1934.																	
January	N.	6.7	81.5	-1.1	91.9	64.4	-2.0	53.2	62	-6	0.00	-0.09
February	N.	5.4	85.8	+3.0	95.5	68.2	+1.2	62.1	71	+3	0.00	-0.08
March	N. N. W.	6.6	85.	+0.2	94.5	71.9	+0.3	66.1	71	-1	0.04	-0.00	0.04	18th	1
April	N. W.	5.9	90.2	+1.8	93.2	77.4	+1.6	74.8	73	-1	0.00	-0.04
May	N. W.	5.6	91.7	+1.0	93.4	79.6	+0.4	77.0	72	-2	0.00	-0.68
June	S. W.	8.6	88.6	+0.4	93.5	78.2	-0.1	74.7	82	+1	29.06	+9.38	4.58	22nd	0.02	7th	22
July	W. S. W.	8.5	85.3	+0.1	88.8	76.9	+0.6	72.9	85	0	22.74	-1.21	5.05	31st	0.03	24th	28
August	W. S. W.	8.1	84.4	+0.4	86.6	76.2	+0.5	73.9	86	+2	12.14	-4.07	3.15	2nd	0.03	21st	30
September	W.	6.1	86.2	+1.2	89.0	76.1	+0.8	73.5	81	-2	5.83	-4.46	1.12	6th	0.01	26th	23
October	N.	5.7	91.3	+2.7	96.0	76.5	+1.3	74.1	79	-5	0.21	-1.85	0.14	12th	0.01	30th	3
November	N. E.	6.3	87.3	-1.7	92.1	71.3	-0.7	68.0	74	+4	3.23	+2.84	1.80	2nd	0.15	3rd	8
December	N. N. E.	5.6	87.4	+1.0	91.3	70.1	+1.6	66.9	67	-1	0.00	-0.05

INDEX.

	PAGE
Administration and Divisions of the City	38
Adulteration of Food	48
Analyst, Municipal, Annual Report of	64
Appendix—Supplementary Reports and Tables.. .. .	53
Area and Population	1
Arthur Road Hospital—Annual Report	53
Basket Privies	47
Births and Birth-rates	3
„ by Months	3
„ „ Races	3
Causes of Deaths	4
Certificates of the Cause of Death.. .. .	4
Cholera	20
Conservancy	29
Consumption	21
Deaths and Death-rate	3
„ by Months	6
„ „ Occupation	7
„ „ Sections	7
„ „ Sex and Age	4
„ —Causes of	4
„ from Principal Causes	5
Disinfection	36
Dispensaries—Municipal	37
Dogs—Destruction of	46
Epidemic Diseases	19
Food—Seizure of and Adulteration	48
Hospitals—Isolation	53 & 59
Housing	50
Infant Mortality	7
„ „ —Prevention of	11
„ Welfare Centres	16
Infectious Diseases	19
Influenza	21
Legal Proceedings	49
Malaria, Ague and Remittent Fevers	23
„ —Anti-Malarial Work	23
Maratha Hospital—Annual Report	60
Maternal Mortality	15
Maternity Homes	13
Medical Relief	37
Meteorology of 1934.. .. .	16
Midwives—Municipal	11
Milk—Adulteration of	47

	PAGE
Milk Supply	47
Notice under Municipal Act	48
Notification of Infectious Diseases	19
Nurses—Municipal	11
Phthisis	21
Plague	19
Population	2
Prosecution	49
Review of the year	1
Sanitary Inspection	50
Small-pox	20
Still-births	3
Tuberculosis	21
Vaccination	20
„ —Report of the Superintendent	73
Venereal Diseases	32
Water Supply	49